

# Path-Based Function Embedding and its Application to Specification Mining

Daniel DeFreez, Aditya V. Thakur, Cindy Rubio-González

University of California, Davis  
{dcdefreez,avthakur,crubio}@ucdavis.edu

## ABSTRACT

Identifying the relationships among program elements is useful for program understanding, debugging, and analysis. One such relationship is synonymy. Function synonyms are functions that play a similar role in code, e.g. functions that perform initialization for different device drivers, or functions that implement different symmetric-key encryption schemes. Function synonyms are not necessarily semantically equivalent and can be syntactically dissimilar; consequently, approaches for identifying code clones or functional equivalence cannot be used to identify them. This paper presents func2vec, an algorithm that maps each function to a vector in a vector space such that function synonyms are grouped together. We compute the function embedding by training a neural network on sentences generated from random walks over an encoding of the program as a labeled pushdown system ( $\ell$ -PDS). We demonstrate that func2vec is effective at identifying function synonyms in the Linux kernel. Furthermore, we show how function synonyms enable mining error-handling specifications with high support in Linux file systems and drivers.

## 1 INTRODUCTION

Apart from writing new code, a software engineer spends a substantial amount of time understanding, evolving, and verifying existing software. *Program comprehension* [12] entails inferring a mental model of the relationships among various program elements [11]. When available, documentation can aid program comprehension [8]. For instance, documentation about high-level API functions often contains a “See Also” section listing other related functions, enabling the reader to navigate to a different, relevant portion of the API. However, such documentation is almost never available for low-level code such as the Linux kernel. Even if such documentation is available, it is difficult to keep it up to date as the code evolves [10]. Furthermore, Linux is written in C, a language lacking features such as polymorphism and encapsulation that make explicit the relationships between functions.

Identifying relationships among functions is challenging because related functions are often semantically different and syntactically dissimilar. For example, the functions `snd_atiixp_free` and `snd_intel8x0_free` in the Linux device drivers `atiixp` and `intel8x0`, respectively, are semantically different, but serve the same purpose in these device drivers. We refer to such functions as *function synonyms*. The above functions follow a naming convention, but that is not necessarily the case. For example, `acpi_video_get_brightness` and `intel_panel_get_backlight` each return the brightness level of the backlight. Conversely, functions with similar names are not necessarily synonyms. Consider `rcu_seq_start` which adjusts the current sequence number, and `kprobe_seq_start` which merely returns the current sequence number.

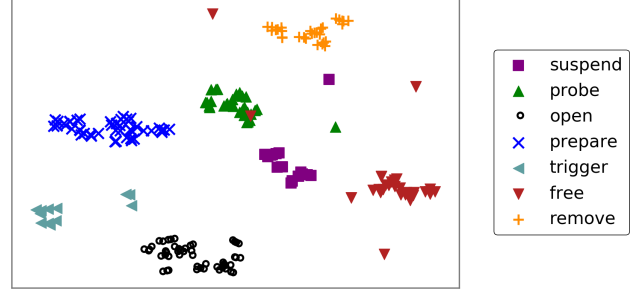


Figure 1: Function Synonym Clusters

Because of the semantic and syntactic differences in the code, and because naming conventions are not a reliable indicator of similarity, techniques that identify code clones, check semantic equivalence, or rely on naming conventions cannot be used.

This paper presents func2vec, a technique that computes a map from each function to a vector in a continuous vector space such that vectors for function synonyms are in close proximity *without* any previous knowledge about naming conventions. Figure 1 illustrates the output of func2vec for a subset of functions in Linux; in particular, func2vec maps each function to a vector in  $\mathbb{R}^{300}$ , which is then projected onto 2-dimensions using t-SNE [13]. Functions that play the same role in different components — function synonyms — are close together in the func2vec embedding, forming clusters. Figure 1 shows such clusters in the PCI sound drivers. Function synonyms are grouped by functionality (*probe*, *open*, *prepare*, *trigger*, *free*, etc.). For example, the functions `snd_atiixp_free` and `snd_intel8x0_free` both belong to the cluster labeled *free*.

*This technique is the first to use static program traces to learn a function embedding that captures the hierarchical structure of programs.* Specifically, we encode the program as a labeled pushdown system ( $\ell$ -PDS), where labels are used to represent various program elements such as function calls, instructions, types, and error codes. We generate random walks over the  $\ell$ -PDS, and use these walks to learn a vector embedding using a neural network [14].

To demonstrate the effectiveness of func2vec, we create a distributed representation of functions for a runnable Linux kernel (2 million LOC). *This paper is the first to apply such a technique to large-scale low-level code such as the Linux kernel.* We evaluate func2vec on a manually created gold standard of 683 Linux file system and driver functions grouped into 127 classes. Our evaluation shows that func2vec is capable of identifying relationships between functions with both high precision and recall, 87% and 71% respectively.

Furthermore, we present a case study showing how function synonyms identified by func2vec can be used to find software specifications from code. Specification mining is a popular technique with many applications [1, 6, 22, 24]. In general, specification mining requires a large number of supporting examples for each specification to avoid false positives, but even for a code base as large as Linux, many specifications do not have enough examples to reach a useful support (number of occurrences) threshold [22]. This problem is further exacerbated for *error-handling* specifications; error-handling code is not as common as normal-execution code.

In this paper, we leverage func2vec to use multiple implementations of Linux file systems and drivers to obtain *cross-implementation* error-handling specifications that have high support. A cross-implementation specification is one that consists of multiple error-handling specifications that would be the same if we could identify certain functions to be synonyms. An example of such a specification is described in §2. To show the usefulness of func2vec in this context, we devise and implement an algorithm for inferring error-handling specifications. We evaluate the effect of using func2vec results on mining for 5 Linux file systems, and 48 Linux device drivers, and show that using func2vec indeed yields better specifications.

The contributions of this paper are as follows:

- func2vec, a technique for learning a function embedding that captures the hierarchical structure of programs (§3).
- An evaluation of the effectiveness of func2vec for finding function synonyms in the Linux kernel (§4).
- A formulation of error-handling specifications for low-level systems code (§5).
- An evaluation of the usefulness of func2vec for mining cross-implementation error-handling specifications across 5 Linux file systems, and 48 Linux device drivers (§6).

We describe related work in §7, and conclude in §8.

## 2 MOTIVATING EXAMPLE

In this section, we present a real-world example in which identifying function synonyms can be useful. Specifically, we describe an error-handling specification found across various Linux PCI sound drivers. An error handler is a piece of code that is executed if an error occurs. For Linux code (written in C), each error handler corresponds to a conditional statement that checks for an error. An error-handling specification imposes requirements on an error handler.

Figure 2a shows an excerpt from the function `snd_atiixp_create` in the `atiixp` sound driver. In particular, it shows five error handlers (marked H1 through H5). Here we describe a specification associated with the error handler H4 on line 1622. The specification is expressed as  $\{pci\_enable\_device, pci\_request\_regions\} \xRightarrow{e} \{snd\_atiixp\_free\}$  (simplified for clarity of explanation), which says that whenever functions `pci_enable_device` and `pci_request_regions` are successfully called, and an unrelated error occurs later on, then the function `snd_atiixp_free` must be called to release the resources acquired by `pci_enable_device` and `pci_request_regions`. In the specification, the actions in the set before the arrow correspond to the *context*, and the actions in the set after the arrow refer to the *response*; see §5. This is an *error-handling* specification because it applies if an error occurs in the

given context. In the figure, we highlight the context in gray, and place the response actions in a box. The support of the specification is 2; that is, we find only 2 occurrences that follow this specification. Error-handling code is not as common as normal-execution code, thus error-handling specifications often have low support [22].

Figure 2b shows a specification found in the `intel8x0` driver. Note that the code fragments in Figure 2 look almost identical because we have not shown the irrelevant code (36 LOC in `snd_atiixp_create` and 193 LOC in `snd_intel8x0_create`). The `intel8x0` specification is expressed as  $\{pci\_enable\_device, pci\_request\_regions\} \xRightarrow{e} \{snd\_intel8x0\_free\}$ , which is the same as the `atiixp` specification except for the response. This specification has a support of 7. However, func2vec reports that `snd_atiixp_free` and `snd_intel8x0_free` are function synonyms, thus the above specifications describe a *cross-implementation* error-handling specification. Note that the above specification is also associated with handler H5 as it shares the same context, and has the same response as H4.

The advantage of finding cross-implementation specifications is that their support is higher than those of the corresponding individual specifications. For example, when considering 48 device drivers, func2vec finds 12 additional function synonyms for `snd_atiixp_free` and `snd_intel8x0_free`. Using this information, we find a cross-implementation specification with a support of 57. As can be seen, function synonyms are crucial for finding cross-implementation specifications with high support. The rest of the paper describes how func2vec creates function embeddings of programs to find function synonyms, and how this information can be used to enable cross-implementation specification mining.

## 3 FUNC2VEC: PATH-BASED FUNCTION EMBEDDING

The goal of func2vec is to map a discrete set of functions to a continuous vector space; that is, given a vocabulary  $L$  of program functions, each program function  $\ell \in L$  is mapped to a  $d$ -dimensional vector in  $\mathbb{R}^d$ . To accomplish this, func2vec generates a linearized representation of programs, viz. “sentences” over a given vocabulary. func2vec is the first to use static program paths for this purpose. Intuitively, if we see many program paths with a call to function `f2` after a call to function `f1`, and paths with a call to `f3` after a call to `f1`, then `f2` and `f3` should be embedded close to each other.

A naive approach for linearizing a program is to generate a sentence using the instructions along every valid interprocedural path in the program. Such an approach has the following disadvantages: using the entire instruction set would generate sentences with a very large vocabulary; there are too many program paths for this approach to be practical; and it does not capture the hierarchical structure of programs.

The design of func2vec addresses each of these disadvantages. func2vec abstracts each program instruction to reduce the vocabulary of the sentences generated from the program path. To address the path explosion problem, func2vec performs a random walk of the program restricted to generate  $\gamma$  paths of length at most  $k$  starting at a call to each function. Lastly, on encountering a function call, the random walk either outputs the function name itself, or decides to step into the function definition. This strategy of the random

```

1585 int snd_atiixp_create(struct snd_card *card){
1595 if ((err=pci_enable_device(pci)) < 0) //H1
1596     return err;
1597
1598 chip = kzalloc(sizeof(*chip), ...);
1599 if (chip == NULL) { //H2
1600     pci_disable_device(pci);
1601     return -ENOMEM;
1602 }
1603
1609 if((err=pci_request_regions(pci)) < 0){ //H3
1610     pci_disable_device(pci);
1611     kfree(chip);
1612     return err;
1613 }
1614 chip->addr = pci_resource_start(pci, 0);
1622 if (request_irq(pci->irq,...)) { //H4
1623     dev_err(card->dev, "IRQ_%d", pci->irq);
1624     snd_atiixp_free(chip);
1625     return -EBUSY;
1626 }
1632 if((err=snd_device_new(card,...) < 0)) { //H5
1633     snd_atiixp_free(chip);
1634     return err;
1635 }
1639 }

```

(a) Function `snd_atiixp_create` in driver `atiixp`.

```

2989 int snd_intel8x0_create(struct snd_card *card){
3036 if ((err=pci_enable_device(pci)) < 0) //H1
3037     return err;
3038
3039 chip = kzalloc(sizeof(*chip), ...);
3040 if (chip == NULL) { //H2
3041     pci_disable_device(pci);
3042     return -ENOMEM;
3043 }
3062 if ((err=pci_request_regions(pci)) < 0){ //H3
3063     kfree(chip);
3064     pci_disable_device(pci);
3065     return err;
3066 }
3179 if ((err = snd_intel8x0_chip_init()) < 0) { //H4
3180     snd_intel8x0_free(chip);
3181     return err;
3182 }
3183
3184 if (request_irq(pci->irq, ...) { //H5
3185     dev_err(card->dev, "IRQ_%d", pci->irq);
3186     snd_intel8x0_free(chip);
3187     return -EBUSY;
3188 }
3200 }

```

(b) Function `snd_intel8x0_create` in driver `intel8x0`.

Figure 2: (a) An excerpt from the function `snd_atiixp_create` in the `atiixp` driver (`sound/pci/atiixp.c`). The function contains *two* error-handling specifications. Each specification consists of a context set (function calls highlighted in gray) and a response set (function calls in a box). The first specification is associated with error handler H2 and has a 1-element context (highlighted in gray) and a 1-element response (in a box). The second specification is associated with handlers H4 and H5. It has a 2-element context (highlighted in gray) and a 1-element context (in a box). Fig. 1. (b) An excerpt from the function `snd_intel8x0_create` in the `intel8x0` driver (`sound/pci/intel8x0.c`) in which *two* similar error-handling specifications are found. The specifications across the two drivers are similar except for the functions `snd_atiixp_free`, and `intel8x0_free`. Since we identify these functions as synonyms, we refer to the set of corresponding specifications as cross-implementation specifications.

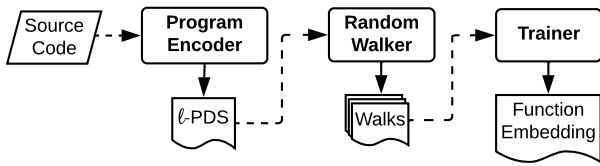


Figure 3: func2vec Architecture

walk is able to capture the hierarchical structure of programs: the context preceding the function call can be linked to either the function call itself or to the context in the body of the function being called. Figure 3 shows the three main components of func2vec.

### 3.1 Program Encoder

We use a pushdown system (PDS) to model the set of valid interprocedural paths in the program [20]. A PDS is defined as follows:

*Definition 3.1.* A pushdown system is a triple  $\mathcal{P} = (P, \Gamma, \Delta)$  where  $P$  and  $\Gamma$  are finite sets, control locations and stack alphabet, respectively. A configuration of  $\mathcal{P}$  is a pair  $\langle p, w \rangle$ , where  $p \in P$  and

$w \in \Gamma^*$ .  $\Delta$  contains a finite number of rules  $\langle p, \gamma \rangle \hookrightarrow \langle p', w \rangle$ , where  $p, p' \in P$ ,  $\gamma \in \Gamma$ , and  $w \in \Gamma^*$ , which define a transition relation  $\Rightarrow$  between configurations of  $\mathcal{P}$  such that if  $r = \langle p, \gamma \rangle \hookrightarrow \langle p', w \rangle$ , then  $\langle p, \gamma w' \rangle \Rightarrow \langle p', ww' \rangle$  for all  $w' \in \Gamma^*$ .  $\square$

We use  $c \xrightarrow{r} c'$  to denote that the rule  $r \in \Delta$  was used to transition from configuration  $c$  to  $c'$  of  $\mathcal{P}$ . To model control flow of a program from a single control location  $p$ , and the following three types of rules  $r = \langle p, \gamma \rangle \hookrightarrow \langle p, w \rangle$  are sufficient: (i) *internal* rules with  $|w| = 1$  that model intraprocedural flow; (ii) *push* rules with  $|w| = 2$  that model function calls, and (iii) *pop* rules with  $|w| = 0$  that model function returns.

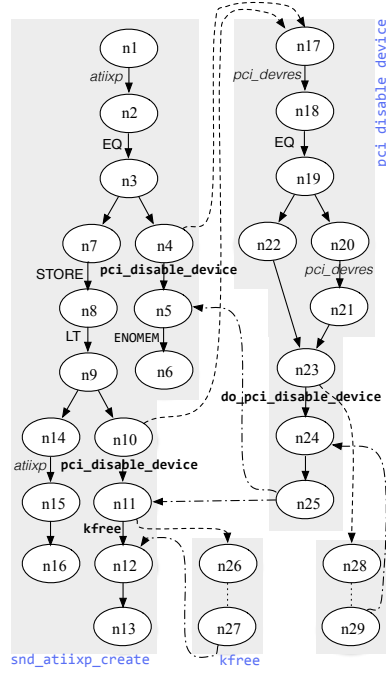
We use a mostly standard way of encoding an interprocedural control-flow graph (ICFG) of a program as a PDS. The main difference is when a function call is encountered: given a call to function  $f$  whose entry node is  $e_f$  on the ICFG edge  $n_1 \rightarrow n_2$ , we not only add the standard call rule  $\langle p, n_1 \rangle \hookrightarrow \langle p, e_f n_2 \rangle$ , but also an internal rule  $\langle p, n_1 \rangle \hookrightarrow \langle p, n_2 \rangle$ . This new internal rule is akin to a summary edge for the called procedure. As we will see, this internal rule allows the random walk used by func2vec (Algorithm 1) to either step over or step into the function call.

```

1 void pci_disable_device(struct
2   pci_dev *dev) {
3
4   struct pci_devres *dr = ...;
5   if (dr == NULL) {
6     dr->enabled = 0;
7   }
8   do_pci_disable_device(dev);
9 }
10
11 int snd_atiixp_create(...,
12   struct pci_dev *dev,...) {
13
14   struct atiixp *chip = ...;
15   if (chip == NULL) {
16     pci_disable_device(dev);
17     return -ENOMEM;
18   }
19   int err = ...;
20   if (err < 0){
21     pci_disable_device(dev);
22     kfree(chip);
23     return err;
24   }
25   chip->addr = ...;
26   ...
27 }

```

(a) Simplified code from Figure 2a.



(b) Graphical representation of  $\ell$ -PDS.

Rules for `snd_atiixp_create`:

- (1)  $\langle p, n_1 \rangle \hookrightarrow \langle p, n_2 \rangle : \text{atiixp}$
- (2)  $\langle p, n_2 \rangle \hookrightarrow \langle p, n_3 \rangle : \text{EQ}$
- (3)  $\langle p, n_3 \rangle \hookrightarrow \langle p, n_4 \rangle$
- (4)  $\langle p, n_3 \rangle \hookrightarrow \langle p, n_7 \rangle$
- (5)  $\langle p, n_4 \rangle \hookrightarrow \langle p, n_{17} n_5 \rangle$
- (6)  $\langle p, n_4 \rangle \hookrightarrow \langle p, n_5 \rangle : \text{pci\_disable\_device}$
- (7)  $\langle p, n_5 \rangle \hookrightarrow \langle p, n_6 \rangle : \text{ENOMEM}$
- (8)  $\langle p, n_6 \rangle \hookrightarrow \langle p, \epsilon \rangle$
- (9)  $\langle p, n_7 \rangle \hookrightarrow \langle p, n_8 \rangle : \text{STORE}$
- (10)  $\langle p, n_8 \rangle \hookrightarrow \langle p, n_9 \rangle : \text{LT}$
- (11)  $\langle p, n_9 \rangle \hookrightarrow \langle p, n_{10} \rangle$
- (12)  $\langle p, n_9 \rangle \hookrightarrow \langle p, n_{14} \rangle$
- (13)  $\langle p, n_{10} \rangle \hookrightarrow \langle p, n_{17} n_{11} \rangle$
- (14)  $\langle p, n_{10} \rangle \hookrightarrow \langle p, n_{11} \rangle : \text{pci\_disable\_device}$
- (15)  $\langle p, n_{11} \rangle \hookrightarrow \langle p, n_{26} n_{12} \rangle$
- (16)  $\langle p, n_{11} \rangle \hookrightarrow \langle p, n_{12} \rangle : \text{kfree}$
- (17)  $\langle p, n_{12} \rangle \hookrightarrow \langle p, n_{13} \rangle$
- (18)  $\langle p, n_{13} \rangle \hookrightarrow \langle p, \epsilon \rangle$
- (19)  $\langle p, n_{14} \rangle \hookrightarrow \langle p, n_{15} \rangle : \text{atiixp}$
- (20)  $\langle p, n_{15} \rangle \hookrightarrow \langle p, n_{16} \rangle$
- (21)  $\langle p, n_{16} \rangle \hookrightarrow \langle p, \epsilon \rangle$

Rules for `pci_disable_device`:

- (22)  $\langle p, n_{17} \rangle \hookrightarrow \langle p, n_{18} \rangle : \text{pci\_devres}$
- (23)  $\langle p, n_{18} \rangle \hookrightarrow \langle p, n_{19} \rangle : \text{EQ}$
- (24)  $\langle p, n_{19} \rangle \hookrightarrow \langle p, n_{20} \rangle$
- (25)  $\langle p, n_{19} \rangle \hookrightarrow \langle p, n_{22} \rangle$
- (26)  $\langle p, n_{20} \rangle \hookrightarrow \langle p, n_{21} \rangle : \text{pci\_devres}$
- (27)  $\langle p, n_{21} \rangle \hookrightarrow \langle p, n_{23} \rangle$
- (28)  $\langle p, n_{22} \rangle \hookrightarrow \langle p, n_{23} \rangle$
- (29)  $\langle p, n_{23} \rangle \hookrightarrow \langle p, n_{28} n_{24} \rangle$
- (30)  $\langle p, n_{23} \rangle \hookrightarrow \langle p, n_{24} \rangle : \text{do\_pci\_disable\_device}$
- (31)  $\langle p, n_{24} \rangle \hookrightarrow \langle p, n_{25} \rangle$
- (32)  $\langle p, n_{25} \rangle \hookrightarrow \langle p, \epsilon \rangle$

(c)  $\ell$ -PDS rules.

Figure 4: Running example.

A labeled PDS ( $\ell$ -PDS) is a PDS in which each rule is associated with a sequence of labels, and these labels are concatenated as the  $\ell$ -PDS makes its transitions. More formally:

*Definition 3.2.* A labeled pushdown system ( $\ell$ -PDS) is a triple  $\mathcal{L} = (\mathcal{P}, L, f)$ , where  $\mathcal{P} = (P, \Gamma, \Delta)$  is a PDS,  $L$  is a finite set of labels, and  $f : \Delta \rightarrow L^*$  is a map that assigns a sequence of labels to each rule of  $\mathcal{P}$ . A configuration of  $\mathcal{L}$  is a pair  $(c, l)$ , where  $c$  is a configuration of the PDS  $\mathcal{P}$  and  $l \in L^*$ .  $\Delta$  and  $f$  define the transition relation  $\Rightarrow_l$  between configurations of  $\mathcal{L}$  such that if  $c \xRightarrow{r} c'$ , then  $(c, l) \Rightarrow_l (c', ll')$ , where  $f(r) = l'$ .  $\square$

We use  $c \xRightarrow{r}_l c'$  to denote that the rule  $r \in \Delta$  was used to transition from configuration  $c$  to  $c'$  of  $\mathcal{L}$ . In practice, we attach labels only to internal rules of the  $\ell$ -PDS. We associate a unique label for each instruction category, error code, struct type, and function. Each instruction is mapped to a list of such labels as follows:

- We classify instructions into categories such as LOAD, STORE, EQ, etc. The internal rule associated with a particular instruction is labeled with the corresponding instruction category.
- Systems code defines specific constants that are used as error codes; see §5. If such an error is used in the instruction, then we add the error-code label to the corresponding internal rule.
- If the instruction loads or stores to a struct variable, then we add the struct-type label to the corresponding internal rule.
- If the instruction is a function call, then we add the function label to the corresponding internal rule.

*Example 3.3.* Figure 4a shows simplified functions `snd_create_atiixp` (from §2), and `pci_disable_device`. Figure 4b shows a graphical representation of the corresponding  $\ell$ -PDS. Figure 4c lists the  $\ell$ -PDS rules; we use the notation  $r : l$  to mean that  $f(r) = l$  in the  $\ell$ -PDS. The instruction-category labels used in this example are {EQ, STORE, LT} (for simplicity, we do not include labels LOAD and RET); the struct-type labels are {`atiixp`, `pci_devres`}, the error-code labels are {ENOMEM}, and the function labels are {`pci_disable_device`, `kfree`, `do_pci_disable_device`}.

We describe the first 7 rules for the function `snd_atiixp_create` in Figure 4c. The internal rule (1) corresponds to line 14 in Figure 4a, where the variable `chip` of type `struct atiixp` is assigned. Thus, the rule is labeled with struct-type label `atiixp`. The internal rule (2) corresponds to the equality expression on line 15, and is attached the instruction label EQ. Unlabeled rules (3) and (4) correspond to the true and false branches of the conditional on line 15. Call rule (5) and internal rule (6) are associated with the function call `pci_disable_device` on line 16. Note that the call rule is not labeled; the internal rule has a function label `pci_disable_device`. Finally, rule (7) is given the error-code label ENOMEM, and corresponds to the return statement on line 17. ■

### 3.2 Random Walker

Algorithm 1 shows the algorithm to generate a random walk of a  $\ell$ -PDS. Given a set  $S$ , `Random(S)` returns an element  $s \in S$  that is picked uniformly at random. `Labels(·)` returns the sequence of labels associated with a  $\ell$ -PDS configuration. Given a  $\ell$ -PDS  $\mathcal{L}$ , a start

---

**Algorithm 1:** RandomWalk( $\mathcal{L}, \ell, k$ )

---

**Input:**  $\ell$ -PDS  $\mathcal{L} = (P, L, f)$ , start label  $\ell$ , walk length  $k$   
**Output:** walk =  $\{\ell_1, \dots, \ell_n\}$   
1  $\langle p, n \rangle \hookrightarrow \langle p, n' \rangle : l \leftarrow \text{Random}(\{r : l|r \in \Delta \text{ and } \ell \in f(r)\})$   
2  $c \leftarrow (\langle p, n' \rangle, l)$   
3 **for**  $n \leftarrow 0$  **to**  $k$  **do**  
4      $c \leftarrow \text{Random}(\{c' | c \xRightarrow{r}_l c' \text{ for some } r \in \Delta\})$   
5 **return** Labels( $c$ )

---

---

**Algorithm 2:** func2vec( $\mathcal{L}, w, d, \gamma, k$ )

---

**Input:**  $\ell$ -PDS  $\mathcal{L} = (P, L, f)$ , window size  $w$ , embedding size  $d$ , walks per label  $\gamma$ , walk length  $k$   
**Output:** Vector representation for labels  $\Phi : L \rightarrow \mathbb{R}^d$   
1  $W \leftarrow \emptyset$   
2 **for**  $i \leftarrow 0$  **to**  $\gamma$  **do**  
3     **foreach**  $\ell_i \in L'$  **do**  
4          $W \leftarrow W \cup \text{RandomWalk}(\mathcal{P}, \ell_i, k)$   
5  $\Phi \leftarrow \text{TrainModel}(W, d, w)$

---

label  $\ell$ , and a walk length  $k$ , a random walk is generated as follows. We randomly select a rule associated with label  $\ell$  (line 1), and initialize the configuration  $c$  (line 2). Then, in the loop at line 4 we update the current configuration  $c$  by picking uniformly at random a next configuration in the  $\ell$ -PDS. Note that in Definition 3.2, labels are concatenated when the configuration is updated.

*Example 3.4.* Consider  $\ell = \text{atiixp}$ , and  $k = 10$ . There are two rules associated with  $\text{atiixp}$ : rules (1) and (19) from Figure 4c. Assume we randomly pick rule (1). Thus, we start our random walk  $w$  at rule (1) with label  $\text{atiixp}$ . We then make 10 steps through the  $\ell$ -PDS rules. Two possible random walks would be:

$W_1 \stackrel{\text{def}}{=} \text{atiixp EQ pci\_disable\_device ENOMEM}$

$W_2 \stackrel{\text{def}}{=} \text{atiixp EQ pci\_devres EQ pci\_devres do\_pci\_disable\_device.}$   
Note that during walk  $W_1$  internal rule (6) was chosen, while  $W_2$  descends into the call by choosing the call rule (5). ■

### 3.3 Model Trainer

Given a  $\ell$ -PDS  $\mathcal{L}$ , a window  $w$ , a distance  $d$ , a number of walks per label  $\gamma$ , and a walk length  $k$ , func2vec (Algorithm 2) generates  $\gamma$  walks for each label in  $L$ , and uses them to train the model. The result is a vector representation for labels  $\Phi : L \rightarrow \mathbb{R}^d$ .

TrainModel on line 5 uses a neural network to learn  $\Phi$ . Traditional language models try to estimate the probability of seeing a label  $\ell_i$  given the context of the previous labels in the random walk; viz.  $\Pr(\ell_i | \ell_1, \ell_2, \dots, \ell_{i-1})$ . Apart from learning the probability distribution of label co-occurrences, we also want to learn the embedding:  $\Phi : L \rightarrow \mathbb{R}^d$ . Thus, our problem is to estimate the likelihood:  $\Pr(\ell_i | \Phi(\ell_1), \Phi(\ell_2), \dots, \Phi(\ell_{i-1}))$ . Mikolov et al. [14] introduce a technique that uses a single-layer fully-connected neural network to approximate this likelihood. It uses a context of size  $w$  both before and after the given word, and considers the context as a set ignoring the ordering constraint. This results in the following optimization problem for computing  $\Phi$ :  $\text{maximize}_{\Phi} \log \Pr$

$(\ell_i | \{\Phi(\ell_{i-w}), \dots, \Phi(\ell_{i-1}), \Phi(\ell_{i+1}), \dots, \Phi(\ell_{i+w})\})$ . The implementation of func2vec uses the implementation of Mikolov et al. [14] provided in Gensim [19].

### 3.4 Applications

The function embedding computed by func2vec can be used in a variety of applications:

**Identifying Function Synonyms.** Function synonyms are close together in the func2vec embedding, forming clusters by role. Figure 1 shows such clusters of function synonyms in the PCI sound drivers. The K-means clustering algorithm is used to partition the word vectors learned by func2vec into function synonyms. The effectiveness of func2vec to identify function synonyms in the Linux kernel is evaluated in §4. Furthermore, the use of such function synonyms in mining error-handling specifications is described in §5 and evaluated in §6.

**Subsystem Identification.** Functions within subsystems tend to be embedded closer to each other than functions between subsystems. Figure 5a shows a t-SNE projection of functions in three major subsystems: sound, networking, and file systems. File systems such as GFS2 that rely on networking are closer to the networking component than local-only file systems.

**Analogical Reasoning.** The relationship between OCFS2 Distributed Lock Manager (DLM) locking and unlocking is captured by the analogy `dlmlock : dlmunlock :: ocfs2_dlm_lock : ?`. Figure 5b shows a PCA plot of four functions belonging to the DLM. Similar analogies can be answered for other DLM locking and unlocking pairs, such as `dlmlock_remote` and `dlmunlock_remote`.

**Alignment.** The func2vec embedding can be used to match functions between related components. Figure 5c shows a t-SNE projection of TCPv4 and TCPv6 function pairs that have been matched via Procrustes alignment [23].

## 4 FUNC2VEC EVALUATION

We evaluated func2vec against a runnable Linux kernel with all file systems and PCI sound drivers included, roughly 2 million LOC. The resulting  $\ell$ -PDS consists of 5,407,483 stack locations (nodes), 6,083,632 PDS rules, and 77,194 labels. For this experiment the number of walks generated per label  $\gamma$  was 100, the walk length  $k$  was 100, the vector dimension  $d$  was 300, and the window size  $w$  was 1. To process the Linux kernel, func2vec requires approximately 24G of memory and two hours of compute time on Amazon EC2 R4 instances. These instances use Intel Xeon E5-2686 v4 (Broadwell) Processors and DDR4 Memory.

**Gold Standard.** We chose the Linux kernel to evaluate func2vec because it is a prominent and important piece of software. There does not, however, exist for Linux a benchmark of function similarity that can be used as ground truth. Moreover, heuristics such as relying on the naming conventions of functions or the natural language interpretation of function names fall flat.

Function synonyms in Linux often follow a naming convention, such as `snd_via82xx_free` and `snd_cmipci_free` for the `via82xx` and `cmipci` sound drivers. Be that as it may, function synonyms do have different names; `acpi_video_get_brightness` and `intel_panel_get_backlight` each return the brightness level of



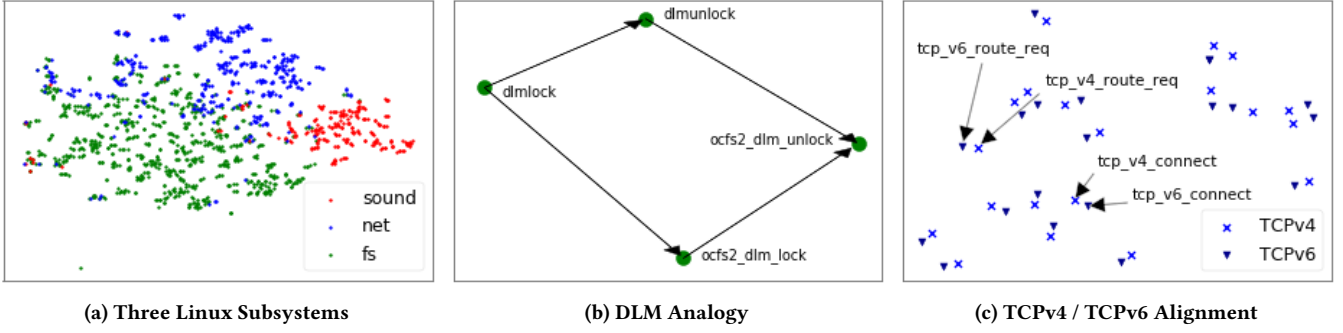


Figure 5: Visualization of func2vec Applications

the backlight. Conversely, functions with similar names are not necessarily synonyms; `rcu_seq_start` adjusts the current sequence number, while `kprobe_seq_start` merely returns the current sequence number. Other functions like `k8_mc0_mce` are cryptically named, without a single natural language word.

Lacking an already existing benchmark, we created by hand a list of 9,600 relations between 683 unique functions to serve as our gold standard. Of the 9,600 relations, 7,822 are assertions that two functions must be related, and 1,778 assert that two functions must not be related.

**Evaluation Metrics.** The 7,822 must relations in our gold standard form 127 equivalence classes. For this evaluation, the must-not relations in the gold standard are only used to check for consistency. We cluster the func2vec vectors with K-Means clustering and compare the resulting clusters with the equivalence classes in the gold standard. For each cluster  $C_i$  and gold standard class  $L_j$ , the precision, recall, and F-score are defined as follows.

$$\text{Precision}(C_i, L_j) = \frac{|C_i \cap L_j|}{|C_i|} \quad \text{Recall}(C_i, L_j) = \frac{|L_j \cap C_i|}{|L_j|}$$

$$F(C_i, L_j) = \frac{2 \times \text{Recall}(C_i, L_j) \times \text{Precision}(C_i, L_j)}{\text{Recall}(C_i, L_j) + \text{Precision}(C_i, L_j)}$$

To get an overall score that combines precision and recall, we use the F-score over all gold standard classes [2, §4.1]. Since an imperfect cluster may partially overlap multiple gold standard classes we compute precision and recall scores for the product of gold standard classes and K-Means clusters. The precision and recall matrices are combined into a single F-score matrix, penalizing a cluster for either including extra functions or missing functions. The maximum F-score for each set of synonyms in the gold standard is used, creating a mapping between K-Means clusters and gold standard classes. The average F-score over all classes in the gold standard is reported here, weighted by the size of each gold standard class.

$$F = \sum_i \frac{L_i}{N} \max\{F(C_i, L_j)\}$$

**Results.** Our evaluation of func2vec shows that it is capable of identifying relationships between functions in the Linux kernel with both high precision and recall. We find that func2vec achieves an F-score of 0.77 out of 1.0 on our gold standard of 7,822 relations

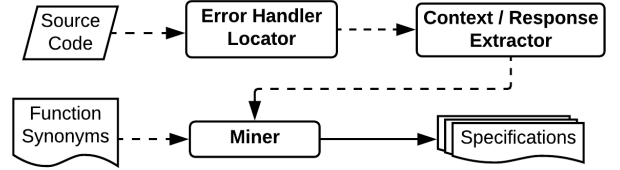


Figure 6: Specification Mining Architecture

between 683 unique functions. This corresponds to a precision of 87% and recall of 71% over all classes in the gold standard.

## 5 ERROR-HANDLING SPECIFICATIONS

To show the practical utility of identifying synonymous functions with func2vec, we present a detailed case study exploring their effect on mining error-handling specifications. The major phases of the mining process are locating error handlers, extracting error handler contexts and responses, and frequent itemset mining. These phases are shown in Figure 6 and described in this section.

### 5.1 Defining Error-Handling Specifications

We mine error-handling specifications based on the observation that the actions performed after an error occurs (the error-handler response) frequently depend on the actions carried out before the error occurred (the error-handler context). Such a context and response pair define an error-handling specification. Our mining data-set consists of all identified error-handler contexts and responses, where each context and response is associated with an error handler that is uniquely identified by the source location of a conditional branch.

**Error Handlers.** An error handler is a piece of code that is executed upon detection of an error. Our evaluation targets the Linux kernel, which is written in C. Without explicit error-handling language constructs such as try/catch, locating error handlers in C code must rely on some amount of domain knowledge. We know that Linux defines a specific set of integer error constants, referred to as error codes. When returned from a function, these error codes denote that an error has occurred. This error-handling mechanism is known as the return-code idiom

*Example 5.1.* The `snd_atiixp_create` function in Figure 2a contains the following five error handlers:

- H1 (line 1596) handles the error generated by `pci_enable_device` (line 1595).
- H2 (lines 1600–1601) handles the error generated by `kzalloc`.
- H3 (lines 1610–1612) handles the error generated by `pci_request_regions`.
- H4 (lines 1623–1625) handles the error generated by `request_irq`.
- H5 (lines 1633–1634) handles the error generated by `snd_device_new`. ■

We use two different techniques for locating error handlers in source code that uses the return-code idiom: (1) dataflow analysis based on Rubio-González et al. [21] to locate conditional branches testing values for error codes; and (2) find basic blocks that return an error code.

*Example 5.2.* Consider the function `snd_atiixp_create` in Figure 2a. The conditional statements for handlers H1, H2, H3, and H5 at lines 1595, 1609, 1622 and 1632 all test the return value of a function, which the dataflow analysis reports may be an error code. These tests are either done through explicit assignment to the error variable, or directly as in the case of the statement on line 1622. ■

*Example 5.3.* Consider the handler H4 on line 1599 in Figure 2a. The conditional statement tests the return value of the function `kzalloc`. Because `kzalloc` returns null upon failure instead of an error code, the first technique does not detect this error handler. However, since an error is explicitly returned on the error path in line 1625, the second technique identifies the handler. ■

**Error-Handling Context and Response Sets.** The context and response set of an error handler consist of the functions called before and after an error is detected, respectively. In many cases, the order in which these functions are called does not matter. Once the predicate associated with the error handler is identified, the context and response sets are computed via traversing the code paths in the backward and forward directions, respectively.

*Example 5.4.* Context sets  $C_H$  and response sets  $R_H$  associated with the error handlers in Ex. 5.1.

$C_{H1} = \emptyset, R_{H1} = \emptyset$   
 $C_{H2} = \{\text{pci\_enable\_device}\}, R_{H2} = \{\text{pci\_disable\_device}\}$   
 $C_{H3} = \{\text{pci\_enable\_device}, \text{kzalloc}\}, R_{H3} = \{\text{pci\_disable\_device}, \text{kfree}\}$   
 $C_{H4} = \{\text{pci\_enable\_device}, \text{kzalloc}, \text{pci\_request\_regions}\},$   
 $R_{H4} = \{\text{dev\_err}, \text{snd\_atiixp\_free}\}$   
 $C_{H5} = \{\text{pci\_enable\_device}, \text{kzalloc}, \text{pci\_request\_regions}, \text{request\_irq}\},$   
 $R_{H5} = \{\text{snd\_atiixp\_free}\}$  ■

**Error-Handling Specifications.** An error-handling specification is defined as an association rule whose antecedent is the *specification context* and consequent is the *specification response*. This rule simply means that the set of function calls in the context implies that the set of function calls in the response are required to happen once an error is detected.

*Definition 5.5.* An error-handling specification  $S$  is defined as  $C_S \xRightarrow{e} R_S$ , where  $C_S = \{c_1, c_2, \dots, c_m\}$  is the context set of function calls for the specification  $S$ , and  $R_S = \{r_1, r_2, \dots, r_m\}$  is the response set of function calls for the specification  $S$ . □

*Example 5.6.* The following error-handling specifications can be inferred for the `atiixp` sound driver:

```
1 static struct inode *btrfs_new_inode(...) {
2   // Most of the function is omitted
3   path = btrfs_alloc_path();
4   btrfs_free_path(path);
5   ret = ...
6   if (ret) {
7     // btrfs_free_path not required
8   }
9 }
```

**Figure 7: Code snippet from the `btrfs` file system. The path is freed prior to the error handler on line 6 is reached.**

- $S_1 \stackrel{\text{def}}{=} \{\text{pci\_enable\_device}\} \xRightarrow{e} \{\text{pci\_disable\_device}\}$
- $S_2 \stackrel{\text{def}}{=} \{\text{pci\_enable\_device}, \text{kzalloc}\} \xRightarrow{e} \{\text{kfree}, \text{pci\_disable\_device}\}$
- $S_3 \stackrel{\text{def}}{=} \{\text{pci\_enable\_device}, \text{kzalloc}, \text{pci\_request\_regions}\} \xRightarrow{e} \{\text{snd\_atiixp\_free}\}$  ■

*Definition 5.7.* An error-handling specification  $S \stackrel{\text{def}}{=} C_S \xRightarrow{e} R_S$  is applicable to an error-handler  $H$ , denoted by  $S \triangleright H$ , iff  $C_S \subseteq C_H$  and  $C_S \cup R_S \not\subseteq C_H$ , where  $C_H$  and  $R_H$  are the context and response sets of the error handler  $H$ , respectively. □

*Example 5.8.* Looking at the context and response sets for error-handlers H1 through H5 in Ex. 5.4 and the specifications in Ex. 5.6, we see that  $S_1 \triangleright H2$ ,  $S_2 \triangleright H3$ ,  $S_3 \triangleright H4$ , and  $S_3 \triangleright H5$ . ■

The first term  $C_S \subseteq C_H$  in Definition 5.7 says that the entire specification context must apply to the handler context. Otherwise the specification does not speak to what the required response actions are. The second term  $C_S \cup R_S \not\subseteq C_H$  is added for cases where the required response actions have already happened prior to a particular error handler being reached, as illustrated by the following example.

*Example 5.9.* Consider the specification  $S \stackrel{\text{def}}{=} \{\text{btrfs\_alloc\_path}\} \xRightarrow{e} \{\text{btrfs\_free\_path}\}$ , and the code snippet from the `btrfs` file system, shown in Figure 7:

The context set  $C_H$  for the error handler  $H$  at line 6 is  $\{\text{btrfs\_alloc\_path}, \text{btrfs\_free\_path}\}$ . If we restrict Definition 5.7 to only contain the term  $C_S \subseteq C_H$ , then we would say that specification  $S$  is applicable to the error handler  $H$ . Clearly this is incorrect, as the path has been allocated and then freed prior to the error handler being reached. Consequently, without the second term in Definition 5.7, the error handler  $H$  would be flagged as a violation, even though the path has already been freed. ■

*Definition 5.10.* An error-handling specification  $S \stackrel{\text{def}}{=} C_S \xRightarrow{e} R_S$  is satisfied by an error-handler  $H$ , denoted by  $S \blacktriangleright H$ , iff  $S \triangleright H$  and  $R_S \subseteq R_H$ , where  $R_H$  is the response set of  $H$ . □

Given an error-handling specification and an error handler, our miner is able to report a violation of the specification using Definition 5.10.

*Example 5.11.* Looking at the context and response sets for the error-handlers in Ex. 5.4 and the specifications in Ex. 5.6, we see that  $S_1 \blacktriangleright H2$ ,  $S_2 \blacktriangleright H3$ ,  $S_3 \blacktriangleright H4$ , and  $S_3 \blacktriangleright H5$ . If the call on line 1633 in Figure 2a was missing, then we would say that  $S_3 \not\blacktriangleright H5$ ; i.e.,  $S_3$  would not be satisfied by H5. ■

The above definitions of error-handling specifications and satisfiability can be extended to handle *synonymous functions*. Let  $F$  be the set of functions in the program we are mining.  $\Pi : F \rightarrow F$  is said to be a *partition function* iff  $\Pi(f_1) = \Pi(f_2)$  for all functions  $f_1$  and  $f_2$  that are identical or synonyms. We abuse notation slightly by extending the partition function that applies to a single function to a set of functions:  $\Pi(\{f_1, f_2, \dots, f_n\}) = \{\Pi(f_1), \Pi(f_2), \dots, \Pi(f_n)\}$ . Similarly, given an error-handling specification  $S \stackrel{\text{def}}{=} C_S \xRightarrow{e} R_S$ , we use  $\Pi(S)$  to mean  $\Pi(C_S) \xRightarrow{e} \Pi(R_S)$ .

**Definition 5.12.** Given a partition function  $\Pi$ , a set  $X$  of error-handling specifications is said to be a *cross-implementation error-handling specification* with respect to  $\Pi$  iff  $\Pi(S) = \Pi(S')$  for all  $S, S' \in X$ .  $\square$

**Example 5.13.** Let the partition function  $\Pi$  be such that  $\Pi(\text{snd\_atiixp\_free}) = \Pi(\text{snd\_intel8x0\_free})$ . Then  $\{\{\text{pci\_enable\_device}, \text{pci\_request\_regions}\} \xRightarrow{e} \{\text{snd\_attixp\_free}\}, \{\text{pci\_enable\_device}, \text{pci\_request\_regions}\} \xRightarrow{e} \{\text{snd\_intel8x0\_free}\}\}$  is a cross-implementation error-handling specification with respect to  $\Pi$ , as described in §2. ■

Using this notation, Definitions 5.7 and 5.10 can be naturally extended to cross-implementation error-handling specifications.

**Definition 5.14.** A cross-implementation error-handling specification  $X$  is *applicable* to an error-handler  $H$ , denoted by  $X \triangleright H$ , iff there exists  $S \in X$  such that  $S \triangleright H$ .  $\square$

**Definition 5.15.** A cross-implementation error-handling specification  $X$  is *satisfied* by an error-handler  $H$ , denoted by  $X \blacktriangleright H$ , iff there exists  $S \in X$  such that  $S \blacktriangleright H$ .  $\square$

## 5.2 Mining Error-Handling Specifications

Given the set of error handlers with their respective context and response sets, we use frequent itemset mining to infer likely error-handling specifications. Prior to mining, the error-handling contexts and responses are normalized using the partition function  $\Pi$  (§3). The mined specifications involve the normalized functions. The final step is to expand these specifications into a set of specifications by replacing each normalized function with the set of functions that maps to it.

**Frequent Itemset Mining.** Let  $\mathcal{T}$  be a set of transactions, where each transaction  $T \in \mathcal{T}$  is a set of items. A frequent itemset mining algorithm returns the sets of items that frequently co-occur in the same transaction in  $\mathcal{T}$ .

**Definition 5.16.** The *support* of a set of items  $I$  given a set of transactions  $\mathcal{T}$  is defined as  $\text{supp}(I) \stackrel{\text{def}}{=} |\{T \in \mathcal{T} \mid I \subseteq T\}|$ .  $\square$

Frequent itemset mining algorithms take the minimum support as a parameter, and return all sets of items that have a support greater than or equal to the minimum support.

## 6 SPECIFICATION MINING EVALUATION

The experiments in this section are designed to answer the following question: What is the effect of `func2vec` on the quality of mined specifications?

**Table 1: Number of error handlers.**

Implementation	# Handlers	Implementation	# Handlers
btrfs	1884	OCFS2	2103
ext2	47	Shared (VFS)	887
ext4	680	48 sound drivers	3173
GFS2	539	<b>Total</b>	<b>9313</b>

**Table 2: Specification mining with and without function synonyms. We inspected the top 150 specifications for file systems, and the top 50 for sound drivers.**

	Synonyms?	True	False	Min. Sup.	Avg. Precision
File Systems	No	125	25	31	0.77
	Yes	141	9	76	0.92
Drivers	No	44	6	6	0.75
	Yes	50	0	52	1.0

In this evaluation we focus on mining error-handling specifications, which is considered to be an exceptionally difficult task [22]. We mine error-handling specifications in 5 Linux file systems (btrfs, ext2, ext4, GFS2, and OCFS2), and 48 drivers. We chose Linux file systems and drivers because of the dire consequences of error handling defects, but the mining approach is general and can be applied to other parts of Linux, or to any C program that uses the return-code idiom for error handling. Frequent itemset mining is used to infer specifications in this evaluation, but function synonyms can be used to enhance a wide variety of mining techniques.

As shown in Figure 6, our miner takes as input (1) error handler context and response sets, and (2) synonymous function information. Our implementation relies extensively on the LLVM compiler infrastructure [9]. To locate error handlers, we use a combination of an existing LLVM-based error-propagation analysis [21] and a custom clang plugin. Table 1 shows the total number of error handlers found. Function synonyms are identified by `func2vec`. Finally, `Eclat/LCM` [3] is used to compute frequent itemsets.

### 6.1 Error-Handling Specifications

We mined specifications for file systems and drivers separately. In each case there were two runs: (1) without function synonyms, and (2) using function synonyms. Table 2 shows the results, which are described below. In each case, we ranked the specifications by number of supporting examples and inspected the highest ranked specifications. We measured the impact of function synonyms by counting the number of true specifications in the top 150 for file systems, and the top 50 for sound drivers. In addition to simply counting the number of true and false positives, we also calculated the average precision, which takes into account the relative position of true and false results [28].

**File Systems.** Without synonyms, we found that 125 out of the 150 top specifications were true, and the remaining 25 were false positives. With synonyms, 141 out of 150 top were true. Of the top 150 specifications, 130 rely on function synonyms. This means that only 20 specifications had a high enough support without using synonyms to be in the top 150 (when using synonyms during



```

1 static int gfs2_get_flags(...) {
2     ...
3     gfs2_holder_init(ip->i_gl, ...);
4     error = gfs2_glock_nq(&gh);
5     if (error)
6         // missing call to gfs2_holder_uninit
7         return error;
8     ...
9     gfs2_glock_dq(&gh);
10    gfs2_holder_uninit(&gh);
11    return error;
12}

```

**Figure 8: Bug found in GFS2. The function should not exit on line 7 without calling `gfs2_holder_uninit`.**

mining, not all specifications need make use of a synonym). Not only does the use of function synonyms yield more true specifications in the top 150, but the true specifications are more likely to appear higher in the list. This is reflected in the higher average precision score.

**Drivers.** We inspected the top 50 specifications. Without synonyms, 44 out of 50 top specifications are true specifications, and 6 are false positives. With synonyms, all 50 specifications are true; there are no false positives in the top 50. Of these 50, 46 made use of at least one pair of function synonyms. As with the file systems, we see that the quality of the mined specifications has improved, reducing the number of false positives making visible specifications that would otherwise be entirely unreported. This impact is also captured by the minimum support of any specification in the top 50, i.e. the support of the 50th specification in the ranked list. Without using synonyms, the 50th specification had a support of merely 6, in contrast to a support of 52 when using synonyms.

**Examples.** Table 3 shows two examples of cross-implementation error-handling specifications. The first example shows a specification found across device drivers. All 14 functions found in the response sets (e.g., `snd_korg1212_free`, `snd_intel8x0_free`, etc.) are function synonyms reported by `func2vec`. Being aware of these synonyms helps the miner to determine that these specifications can be merged. This results in a cross-implementation specification with a support of 57 and a rank of #4. Without synonyms, most of these individual specifications would not be reported at all, given a reasonable support threshold of 5. The second example is pulled from the GFS2 file system. In this case the miner and `func2vec`, working together, have identified the fact that the function `gfs2_glock_dq_uninit` is synonymous with the actions performed by calling both `gfs2_glock_dq` and `gfs2_holder_uninit`.

## 6.2 Specification Violations

Our miner can also be used to find violations to the specifications reported. The GFS2 specification shown in Table 3 led to the discovery of two previously unknown bugs in the GFS2 file system. The patch we submitted to fix these bugs was accepted by Red Hat and merged into Linux version 4.7.

Figure 8 shows one of the two bugs. The function first calls `gfs2_holder_init`, which acquires a reference to a glock. The function then attempts to enqueue this holder structure. On the normal path where `gfs2_glock_nq` succeeds, there is no problem,

**Table 3: Examples of cross-implementation error-handling specifications. For brevity, we have removed the `pci_` prefix in `pci_enable_device`, and `pci_request_regions`.**

Supp.	Specification
11	$\{\text{enable\_device, request\_regions}\} \xRightarrow{e} \{\text{snd\_korg1212\_free}\}$
7	$\{\text{enable\_device, request\_regions}\} \xRightarrow{e} \{\text{snd\_intel8x0\_free}\}$
6	$\{\text{enable\_device, request\_regions}\} \xRightarrow{e} \{\text{snd\_intel8x0m\_free}\}$
5	$\{\text{enable\_device, request\_regions}\} \xRightarrow{e} \{\text{snd\_cmipci\_free}\}$
4	$\{\text{enable\_device, request\_regions}\} \xRightarrow{e} \{\text{snd\_ice1712\_free}\}$
4	$\{\text{enable\_device, request\_regions}\} \xRightarrow{e} \{\text{snd\_vt1724\_free}\}$
3	$\{\text{enable\_device, request\_regions, pci\_ioremap\_bar}\} \xRightarrow{e} \{\text{snd\_cs4281\_free}\}$
3	$\{\text{enable\_device, request\_regions}\} \xRightarrow{e} \{\text{snd\_via82xx\_free}\}$
3	$\{\text{enable\_device, request\_regions}\} \xRightarrow{e} \{\text{snd\_ensoniq\_free}\}$
3	$\{\text{enable\_device, request\_regions, pci\_ioremap\_bar}\} \xRightarrow{e} \{\text{snd\_ad1889\_free}\}$
2	$\{\text{enable\_device, request\_regions}\} \xRightarrow{e} \{\text{snd\_m3\_free}\}$
2	$\{\text{enable\_device, request\_regions, pci\_ioremap\_bar}\} \xRightarrow{e} \{\text{snd\_atiixp\_free}\}$
2	$\{\text{enable\_device, request\_regions}\} \xRightarrow{e} \{\text{snd\_sonicvibes\_free}\}$
2	$\{\text{enable\_device, request\_regions}\} \xRightarrow{e} \{\text{snd\_es1968\_free}\}$
72	$\{\text{gfs2\_holder\_init}\} \xRightarrow{e} \{\text{gfs2\_holder\_uninit}\}$
49	$\{\text{gfs2\_holder\_init}\} \xRightarrow{e} \{\text{gfs2\_holder\_uninit, gfs2\_glock\_dq}\}$
45	$\{\text{gfs2\_glock\_nq}\} \xRightarrow{e} \{\text{gfs2\_holder\_uninit}\}$
39	$\{\text{gfs2\_holder\_init, gfs2\_glock\_nq}\} \xRightarrow{e} \{\text{gfs2\_holder\_uninit}\}$
29	$\{\text{gfs2\_holder\_init, gfs2\_glock\_nq}\} \xRightarrow{e} \{\text{gfs2\_holder\_uninit, gfs2\_glock\_dq}\}$
23	$\{\text{gfs2\_holder\_init}\} \xRightarrow{e} \{\text{gfs2\_glock\_dq\_uninit}\}$
22	$\{\text{gfs2\_holder\_init}\} \xRightarrow{e} \{\text{gfs2\_glock\_dq\_uninit, gfs2\_holder\_uninit, gfs2\_glock\_dq}\}$

as at the end of the function `gfs2_glock_dq` and `gfs2_holder_uninit` are called. If `gfs2_glock_nq` fails on line 4, however, `gfs2_holder_uninit` is never called even though `gfs2_holder_init` completed successfully. As is common with error handling bugs, only in rare circumstances will this problem be encountered because it requires `gfs2_glock_nq` to fail. But when the bug is triggered the consequences are severe, resulting in an inaccurate reference count for the glock.

## 7 RELATED WORK

**Distributed Representations.** Distributed representations have been extensively studied in natural language processing and cognition [7]. Recent advances have resulted in scalable approaches to computing such distributed representations (or vector embeddings) given a corpus of sentences; for instance, `word2vec` [14], and `Glove` [17]. `DeepWalk` [18] computes vector embeddings of *nodes* in a graph. `DeepWalk` is similar to `func2vec` in that they both use random walks to generate a corpus of sentences. However, `DeepWalk` generates walks consisting of *nodes*, while `func2vec` generates walks consisting of *labels* along edges. `func2vec` also abstracts the program code into a  $\ell$ -PDS. Ye et al. [27] apply vector

representations to information retrieval in software engineering by using word2vec on documentation associated with code.

Nguyen et al. [16] recently computed distributed representations of API functions using word2vec. They generated sentences using the program AST, as opposed to interprocedural paths, and used their technique to migrate API usages from Java to C#.

**Error-handling Specification Mining.** One of the key developments in the error-handling specification mining literature has been the use of normal paths to mine specifications for error-handling paths. This line of thought was first mentioned in [26], and was subsequently used in several other papers [1, 6, 22, 24, 26].

Weimer and Necula [26] find association rules of the form  $FC_a \Rightarrow FC_e$ , where function call  $FC_a$  should be followed by call  $FC_e$ , and  $FC_e$  is found at least once in exception-handling code. Improving on [26], Thummalapenta and Xie [24] mine *conditional* association rules of the form  $(FC_c^1 \dots FC_c^n) \wedge FC_a \Rightarrow FC_e^1 \dots FC_e^n$ , which denotes a sequence of function calls prior to the target function  $FC_a$  that throws an exception, and then a sequence of recovery function calls. Acharya and Xie [1] mine error-handling specifications from interprocedural traces. Cleanup functions are identified from error traces, which are then used along with normal traces to find specifications. Goues and Weimer [6] broaden this notion of trace reliability to include a number of other features (e.g., execution frequency, cloning, code age, density, etc.), and significantly improve the false positive rate reported in [26]. Collectively, these approaches have been successful at finding defects in error-handling code that shares function calls with normal paths. But there exist functions that are only called on error paths, and that are only meaningful to Linux. Thus the correct use of these functions cannot be deduced from normal paths or outside programs, and they would be missed by the above approaches.

Much of the work on error-handling specifications has focused on languages with exception-handling support, such as Java or C++. Several approaches [4, 24–26] find error-handling specifications in Java programs using static analysis. Buse and Weimer [4] infer and characterize exception-causing conditions, which are then used as documentation. Weimer and Necula [25] use dataflow analysis to locate resource management mistakes in error-handling code and propose a language extension to improve reliability. A common mistake found might be the failure to release resources or to clean up properly along all paths. Identifying blocks of error-handling code in these languages is comparatively easy, but as we have shown, it is more challenging to distinguish between normal and error-handling paths in Linux.

**Implementation Inconsistencies.** Engler et al. [5] use the notion of internal consistency to find programming errors. One of their techniques for finding related pieces of code relied on the idiomatic use of function pointers to define multiple implementations of a single interface. Min et al. [15] compare multiple file systems by leveraging the VFS interface to identify implementations of the same functionality. These are complementary to our work.

## 8 CONCLUSION

We introduced the notion of *function synonyms*: functions that play a similar role in code. Synonymous functions might be syntactically dissimilar and might not be semantically equivalent. We presented

func2vec, an algorithm that maps each function to a vector in a vector space such that function synonyms are grouped together. Specifically, func2vec computes a function embedding by training a neural network on sentences generated using random walks of the interprocedural control-flow graph of the program. We showed the effectiveness and scalability of func2vec by using 127 known classes of synonymous functions, with a total of 683 functions, in the Linux kernel.

We also showed how func2vec can improve the quality of error-handling specifications. A challenge in mining these specifications is that because error-handling code is not as common as normal-execution code, the support of these specifications is often too low. Our experimental evaluation on 5 Linux file systems and 48 Linux device drivers shows that this challenge is overcome by using func2vec to identify function synonyms across implementations, and then using this information to mine error-handling specifications with higher support.

## ACKNOWLEDGMENTS

This work was supported in part by NSF grant CCF-1464439, and Amazon Web Services Cloud Credits for Research.

## REFERENCES

- [1] Mithun Acharya and Tao Xie. 2009. Mining API Error-Handling Specifications from Source Code. In *Fundamental Approaches to Software Engineering, 12th International Conference, FASE 2009, Held as Part of the Joint European Conferences on Theory and Practice of Software, ETAPS 2009, York, UK, March 22–29, 2009. Proceedings (Lecture Notes in Computer Science)*, Marsha Chechik and Martin Wirsing (Eds.), Vol. 5503. Springer, 370–384. DOI: [http://dx.doi.org/10.1007/978-3-642-00593-0\\_25](http://dx.doi.org/10.1007/978-3-642-00593-0_25)
- [2] Enrique Amigó, Julio Gonzalo, Javier Artilles, and Felisa Verdejo. 2009. A comparison of extrinsic clustering evaluation metrics based on formal constraints. *Information retrieval* 12, 4 (2009), 461–486.
- [3] Christian Borgelt. 2016. Eclat/LCM - Frequent Item Set Mining. <http://www.borgelt.net/eclat.html>. (2016). Accessed: 2016-04-29.
- [4] Raymond P. L. Buse and Westley Weimer. 2008. Automatic documentation inference for exceptions. In *ISSTA*, Barbara G. Ryder and Andreas Zeller (Eds.). ACM, 273–282.
- [5] Dawson R. Engler, David Yu Chen, and Andy Chou. 2001. Bugs as Inconsistent Behavior: A General Approach to Inferring Errors in Systems Code. In *Proceedings of the 18th ACM Symposium on Operating System Principles, SOSP 2001, Chateau Lake Louise, Banff, Alberta, Canada, October 21–24, 2001*, Keith Marzullo and M. Satyanarayanan (Eds.). ACM, 57–72. DOI: <http://dx.doi.org/10.1145/502034.502041>
- [6] Claire Le Goues and Westley Weimer. 2009. Specification Mining with Few False Positives. In *Tools and Algorithms for the Construction and Analysis of Systems, 15th International Conference, TACAS 2009, Held as Part of the Joint European Conferences on Theory and Practice of Software, ETAPS 2009, York, UK, March 22–29, 2009. Proceedings (Lecture Notes in Computer Science)*, Stefan Kowalewski and Anna Philippou (Eds.), Vol. 5505. Springer, 292–306. DOI: [http://dx.doi.org/10.1007/978-3-642-00768-2\\_26](http://dx.doi.org/10.1007/978-3-642-00768-2_26)
- [7] Geoffrey E Hinton, James L McClelland, and David E Rumelhart. 1986. Distributed representations, Parallel distributed processing: explorations in the microstructure of cognition, vol. 1: foundations. (1986).
- [8] Mira Kajko-Mattsson. 2005. A survey of documentation practice within corrective maintenance. *Empirical Software Engineering* 10, 1 (2005), 31–55.
- [9] Chris Lattner and Vikram S. Adve. 2004. LLVM: A Compilation Framework for Lifelong Program Analysis & Transformation. In *CGO'04*. 75–88.
- [10] Timothy C Lethbridge, Janice Singer, and Andrew Forward. 2003. How software engineers use documentation: The state of the practice. *IEEE software* 20, 6 (2003), 35–39.
- [11] Stanley Letovsky. 1987. Cognitive processes in program comprehension. *Journal of Systems and software* 7, 4 (1987), 325–339.
- [12] Walid Maalej, Rebecca Tiarks, Tobias Roehm, and Rainer Koschke. 2014. On the Comprehension of Program Comprehension. *ACM Trans. Softw. Eng. Methodol.* 23, 4 (2014), 31:1–31:37.
- [13] Laurens van der Maaten and Geoffrey Hinton. 2008. Visualizing data using t-SNE. *Journal of Machine Learning Research* 9, Nov (2008), 2579–2605.

- [14] Tomas Mikolov, Kai Chen, Greg S. Corrado, and Jeffrey Dean. 2013. Efficient Estimation of Word Representations in Vector Space. (2013). <http://arxiv.org/abs/1301.3781>
- [15] Changwoo Min, Sanidhya Kashyap, Byoungyoung Lee, Chengyu Song, and Taesoo Kim. 2015. Cross-checking semantic correctness: the case of finding file system bugs. In *Proceedings of the 25th Symposium on Operating Systems Principles*. ACM, 361–377.
- [16] Trong Duc Nguyen, Anh Tuan Nguyen, Hung Dang Phan, and Tien N. Nguyen. 2017. Exploring API embedding for API usages and applications. In *Proceedings of the 39th International Conference on Software Engineering, ICSE 2017, Buenos Aires, Argentina, May 20-28, 2017*, Sebastián Uchitel, Alessandro Orso, and Martin P. Robillard (Eds.). IEEE / ACM, 438–449. DOI : <http://dx.doi.org/10.1109/ICSE.2017.47>
- [17] Jeffrey Pennington, Richard Socher, and Christopher D Manning. 2014. Glove: Global Vectors for Word Representation.. In *EMNLP*, Vol. 14. 1532–1543.
- [18] Bryan Perozzi, Rami Al-Rfou, and Steven Skiena. 2014. Deepwalk: Online learning of social representations. In *Proceedings of the 20th ACM SIGKDD international conference on Knowledge discovery and data mining (KDD)*. ACM, 701–710.
- [19] Radim Řehůřek and Petr Sojka. 2010. Software Framework for Topic Modelling with Large Corpora. In *Proceedings of the LREC 2010 Workshop on New Challenges for NLP Frameworks*. ELRA, Valletta, Malta, 45–50. <http://is.muni.cz/publication/884893/en>.
- [20] Thomas W. Reps, Stefan Schwoon, Somesh Jha, and David Melski. 2005. Weighted pushdown systems and their application to interprocedural dataflow analysis. *Sci. Comput. Program.* 58, 1-2 (2005), 206–263. DOI : <http://dx.doi.org/10.1016/j.scico.2005.02.009>
- [21] Cindy Rubio-González, Haryadi S. Gunawi, Ben Liblit, Remzi H. Arpaci-Dusseau, and Andrea C. Arpaci-Dusseau. 2009. Error propagation analysis for file systems. In *Proceedings of the 2009 ACM SIGPLAN Conference on Programming Language Design and Implementation, PLDI 2009, Dublin, Ireland, June 15-21, 2009*, Michael Hind and Amer Diwan (Eds.). ACM, 270–280. DOI : <http://dx.doi.org/10.1145/1542476.1542506>
- [22] Suman Saha, Jean-Pierre Lozi, Gaël Thomas, Julia L. Lawall, and Gilles Muller. 2013. Hector: Detecting Resource-Release Omission Faults in error-handling code for systems software. In *2013 43rd Annual IEEE/IFIP International Conference on Dependable Systems and Networks (DSN)*, Budapest, Hungary, June 24-27, 2013. IEEE Computer Society, 1–12. DOI : <http://dx.doi.org/10.1109/DSN.2013.6575307>
- [23] Peter H. Schönemann. 1966. A generalized solution of the orthogonal procrustes problem. *Psychometrika* 31, 1 (1966), 1–10.
- [24] Suresh Thummalapenta and Tao Xie. 2009. Mining exception-handling rules as sequence association rules. In *31st International Conference on Software Engineering, ICSE 2009, May 16-24, 2009, Vancouver, Canada, Proceedings*. IEEE, 496–506. DOI : <http://dx.doi.org/10.1109/ICSE.2009.5070548>
- [25] Westley Weimer and George C. Necula. 2004. Finding and preventing runtime error handling mistakes. In *Proceedings of the 19th Annual ACM SIGPLAN Conference on Object-Oriented Programming, Systems, Languages, and Applications, OOPSLA 2004, October 24-28, 2004, Vancouver, BC, Canada*, John M. Vlissides and Douglas C. Schmidt (Eds.). ACM, 419–431. DOI : <http://dx.doi.org/10.1145/1028976.1029011>
- [26] Westley Weimer and George C. Necula. 2005. Mining Temporal Specifications for Error Detection. In *Tools and Algorithms for the Construction and Analysis of Systems, 11th International Conference, TACAS 2005, Held as Part of the Joint European Conferences on Theory and Practice of Software, ETAPS 2005, Edinburgh, UK, April 4-8, 2005, Proceedings (Lecture Notes in Computer Science)*, Nicolas Halbwachs and Lenore D. Zuck (Eds.), Vol. 3440. Springer, 461–476. DOI : [http://dx.doi.org/10.1007/978-3-540-31980-1\\_30](http://dx.doi.org/10.1007/978-3-540-31980-1_30)
- [27] Xin Ye, Hui Shen, Xiao Ma, Razvan Bunescu, and Chang Liu. 2016. From word embeddings to document similarities for improved information retrieval in software engineering. In *Proceedings of the 38th International Conference on Software Engineering*. ACM, 404–415.
- [28] Mu Zhu. 2004. Recall, precision and average precision. *Department of Statistics and Actuarial Science, University of Waterloo, Waterloo 2* (2004), 30.