

# Creating, probing, and manipulating fractionally charged excitations of fractional Chern insulators in optical lattices

Mantas Račiūnas,<sup>1,\*</sup> F. Nur Ünal,<sup>2,†</sup> Egidijus Anisimovas,<sup>1,‡</sup> and André Eckardt<sup>2,§</sup>

<sup>1</sup>*Institute of Theoretical Physics and Astronomy,  
Vilnius University, Saulėtekio 3, LT-10257 Vilnius, Lithuania*

<sup>2</sup>*Max-Planck-Institut für Physik komplexer Systeme, Nöthnitzer Straße 38, 01187 Dresden, Germany*  
(Dated: December 3, 2024)

We propose a set of schemes to create and probe fractionally charged excitations of a fractional Chern insulator state in an optical lattice. This includes the creation of localized quasiparticles and quasiholes using both static local defects and the dynamical local insertion of synthetic flux quanta. Simulations of repulsively interacting bosons on a finite square lattice with experimentally relevant open boundary conditions show that already a four-particle system exhibits signatures of charge fractionalization in the quantum-Hall-like state at the filling fraction of  $1/2$  particle per flux quantum. This result is favorable for the prospects of adiabatic preparation of fractional Chern insulators. Our work is inspired by recent experimental breakthroughs in atomic quantum gases: the realization of strong artificial magnetic fields in optical lattices, the ability of single-site addressing in quantum gas microscopes, and the preparation of low-entropy insulating states by engineering an entropy-absorbing metallic reservoir.

*Introduction.*— Topologically ordered states of matter that support anyonic excitations are a fascinating example for the emergence of intriguing properties from the interplay of many interacting degrees of freedom [1]. Moreover, it has been shown that such states can form a platform for robust (topologically protected) quantum information processing [2], provided one is able to create and manipulate the anyonic excitations in a coherent fashion. Well known examples of topologically ordered states are fractional quantum Hall (FQH) states [3] and the closely related fractional Chern insulators (FCIs) in lattice systems [4–6]. However, in solid-state devices even the direct observation of individual anyonic quasiparticles is extremely difficult (see Ref. 7 for a recent proposal), not to mention their coherent creation and manipulation.

Atomic quantum gases have been considered as an alternative environment for studying FQH physics already for more than a decade [8–11]. However, for a long time the achievable effective magnetic fields were not strong enough to observe quantum Hall physics and also the entropies (or temperatures) were rather high. This situation has now changed with several experimental breakthroughs. On the one hand, strong artificial magnetic fields have been achieved in optical lattice systems [12–25] allowing for the observation of topologically nontrivial band structures [24], a (quantized) bulk Hall response [19, 23], and chiral edge transport [20–22]. On the other hand, quantum gas microscopes have been established as tools enabling to control and image single atoms at single-site level [26–37]. Combined with digital micromirror devices they allow for tailoring light-shift potentials with high spatio-temporal resolution. This technique has been very recently employed to prepare low-entropy insulating states in the center of a small system by engineering a potential that gives rise to an entropy-absorbing metallic shell at the boundary of the system [35].

Inspired by these developments, in this paper we address two crucial questions regarding the possibility to realize and observe FQH physics in a quantum gas microscope. The first question is: Provided a FCI state has been realized, what are experimentally feasible probes that can reveal its characteristic signatures? Here, our approach is to design schemes for creating and manipulating the elementary excitations of the system and to probe their fractional charge. This also paves the way towards studying their fractional (anyonic) statistics in the future. The second question is: Are characteristic features of a FCI state still accessible in small systems of just a few particles? This question is of eminent practical importance because, in contrast to solid-state systems, quantum gases are well isolated rather than kept at a given temperature by the coupling to a thermal environment. This implies that the state of the system has to be prepared adiabatically, starting from a topologically trivial ground state and passing through a continuous phase transition into the desired FCI state [38, 39]. This procedure relies on the presence of a finite-size gap in the spectrum, so that the associated unwanted heating could be suppressed in small systems.

In order to address these questions, we propose three different probes that can be implemented in quantum gas microscopes, and simulate them using exact diagonalization and time evolution for small systems of 4 particles on about fifty sites. For that purpose, we consider the experimentally relevant scenario of repulsively interacting bosons on a square lattice subjected to a homogeneous flux. We focus on regimes where one expects a Laughlin-like FCI state at the filling of  $\nu = 1/2$  particles per flux quantum (see, e.g., Refs. 38–43). (Note that the stabilization of FCI states have been discussed previously also for other types of optical lattices [11, 44–47].) The first probe is the mean interaction energy (this quantity can

be deduced by measuring both the mean and the fluctuations of site occupations) as a function of the filling fraction  $\nu$ , which can be changed by tuning the artificial flux. As expected for a FCI, we find a pronounced minimum in the interaction energy around  $\nu = 1/2$  indicating an insulating state. The second probe is the accumulation of quantized fractional charge of magnitude  $\nu$  near engineered local defects — this is a unique fingerprint revealing the localization of individual fractionally charged excitations. Finally, as a third probe, we study the adiabatic creation and pumping of fractionally charged quasiparticles and quasiholes via the insertion of a flux quantum (though a thin solenoid localized on single plaquettes (as they can be implemented using Floquet engineering [48]). Simulations of these probes are consistent and signal FQH physics already in the small systems studied here.

*Model.*— We consider interacting bosonic atoms moving in a two-dimensional square lattice in the presence of an effective magnetic field. The system is described by a Bose-Hubbard Hamiltonian, written in terms of annihilation (creation) and density operators,  $a_\ell^{(\dagger)}$  and  $n_\ell = a_\ell^\dagger a_\ell$  for bosons on lattice site  $\ell$ ,

$$H = -t \sum_{\langle \ell' \ell \rangle} e^{i\theta_{\ell' \ell}} a_{\ell'}^\dagger a_\ell + \frac{U}{2} \sum_\ell \hat{n}_\ell (\hat{n}_\ell - 1) + \sum_\ell V_\ell \hat{n}_\ell. \quad (1)$$

Here, the first term describes tunneling between neighboring sites with uniform strength  $t$  and link-dependent Peierls phases  $\theta_{\ell' \ell}$  that encode a uniform effective flux  $\phi = 2\pi\alpha$  per plaquette plus additional tunable fluxes on certain local plaquettes, if present. The necessary Peierls phases can be engineered using Floquet engineering [14]. Whereas a homogeneous flux has already been achieved experimentally [18, 19, 25], the creation of solenoid-type single-plaquette fluxes is recently proposed in Ref. 48. Interactions are described by introducing an energy cost  $U$  for each pair of particles sitting on the same site. In the last term of the Hamiltonian (1), we also allow some sites to have energy offsets  $V_\ell$  that will be used to create and/or trap quasiparticle and quasihole excitations.

The single-particle spectrum of an infinite square lattice in a uniform magnetic field has an intricate fractal structure visualized by the Hofstadter butterfly [19]. For any rational number  $\alpha$  of elementary fluxes per plaquette, the band structure is fragmented into a set of topological bands characterized by Chern numbers [49]. If one fills a subset of such bands completely and the filled bands are separated from the empty bands by an energy gap, the Hall response is perfectly quantized and determined by the sum of the Chern numbers of the filled bands. In particular, a recent experiment [19] focused on the regime  $\alpha = 1/4$ . In this situation, the band structure consists of four bands, and the lowest band (which is adiabatically connected to the lowest Landau level in the low-flux regime) is rather flat and protected by a

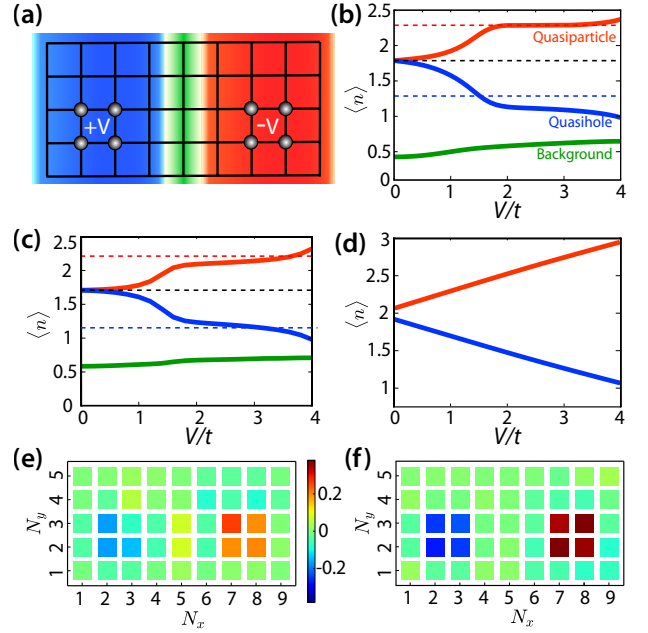


FIG. 1. Lattice geometry and charge redistribution due to additional potential offsets. In the typical geometry of  $9 \times 5$  sites,  $\pm V$  potential offset is distributed uniformly over the four sites. The green ‘control’ region separates the left (blue) and right (red) regions where density change is calculated. Charge accumulation/depletion with quantized steps of magnitude one half is seen in lattices (b)  $4 \times 9 \times 5$  and (c)  $4 \times 7 \times 7$  operating in the topological regime; here  $U/t = 7.5$  and  $\alpha = 1/4$ . In contrast, panel (d) corresponds to a trivial band insulator where the charge flow is continuous. Density change induced by the impurity potentials: (e) for the fractional quantum Hall state at  $\nu = 1/2$ ,  $V = 3$ , and  $U = 7.5$  as well as (f) for the integer quantum Hall state at  $\nu = 1$ ,  $V = 9$ , and  $U = 0$ .

gap much wider than the band width. The formation of a topological band structure was proven by measuring the single-particle Chern number  $\mathcal{C} = 1$  with convincing precision and fueled the hope for a possible many-body experiment. With this motivation, in our work we also primarily focus on the regime  $\alpha = 1/4$ . In the presence of repulsive particle interactions, minimization of the interaction energy drives the many-body system into a strongly correlated incompressible state by opening an energy gap in the many-body spectrum. Such states only form at certain fractional fillings of the band [50], with the bosonic Laughlin state predicted at filling  $\nu = 1/2$  [38–43, 51].

*System of finite size.*— In our numerical simulations, we consider a square lattice of finite size that measures  $N_x \times N_y$  sites in the two lattice directions and thus contains  $(N_x - 1)(N_y - 1)$  plaquettes. Such a system with open boundary conditions can be realized in current quantum gas microscope setups. In order to reach the strongly interacting regime,  $U \gg t$ , in the following we

set  $U/t = 7.5$ . However, varying the ratio  $U/t$  we find little qualitative dependence on its actual value and most of the presented results are also reproduced in the limit of hard-core interactions. The samples are pierced by a uniform background flux, and further perturbed by either: (i) introducing ‘a dipole’ of localized attractive and repulsive potential offsets, each of them distributed over four lattice sites that surround a single plaquette, or (ii) inserting two additional localized solenoid-type fluxes of equal magnitude and opposite signs, each penetrating a single plaquette [48]. Figure 1(a) shows a typical example with dimensions  $N_x \times N_y = 9 \times 5$ . Note that the two locations of the potential offsets or the solenoid fluxes (the affected plaquettes are marked by dots) are well separated from each other and avoid the boundary sites. In Fig. 1(a) we also mark three regions in which charge redistribution will be monitored. The blue (red) region on the left (right) accommodates the quasihole (quasiparticle) while the ‘neutral’ area (green) in between helps verify their localization.

In an infinite square lattice (as well as in the presence of periodic boundary conditions) the number of sites  $N_{\text{sites}}$  (i.e. the number of single-particle states) matches the number of plaquettes  $N_{\text{plaq}}$ . Thus, the filling factor  $\nu$  is uniquely defined — it is given by the ratio of the number of particles per plaquette  $N/N_{\text{plaq}}$  and the number of elementary fluxes per plaquette  $\alpha$ ,

$$\nu = \frac{N/N_{\text{plaq}}}{\alpha}. \quad (2)$$

Any deviation from the nominal rational value of the filling factor that corresponds to a given FQH state results in creation of quasiparticle excitations. In a finite system, an ambiguity arises because of extra sites lying at the system boundary. Opting to count sites rather than plaquettes in Eq. (2) would produce an alternative (rescaled) value of the filling factor:  $\tilde{\nu} = \nu(N_x - 1)(N_y - 1)/N_x N_y$ . This issue — being of eminent importance for the preparation of FQH states in quantum gas microscopes — poses a natural question: What is the optimal filling for the stabilization of a FQH droplet in a small system?

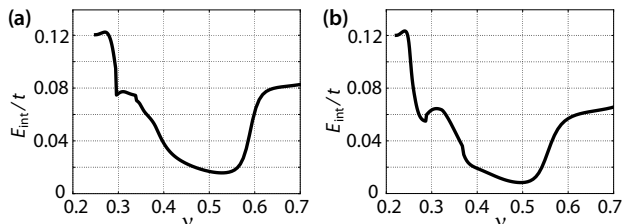


FIG. 2. Scaled interaction energy, as it can be measured in a quantum gas microscope, versus filling factor, for configurations  $4@9 \times 5$  (a) and  $4@7 \times 7$  (b) obtained for  $U/t = 7.5$ . The filling is tuned via plaquette flux  $\phi$ . Broad minima appear close to the expected filling factor  $\nu = 1/2$ .

*Interaction energy.*— In order to address this question, we consider  $N$  bosons on a square lattice of  $N_x \times N_y$  sites, and use the shorthand notation  $N@N_x \times N_y$  hereafter. Aiming to study the formation of a FQH state in the background, we concentrate on a homogeneous system with a uniform flux  $\phi = 2\pi\alpha$  per plaquette and zero on-site potentials ( $V_\ell = 0, \forall \ell$ ). In an experiment, a continuous control of the flux can be achieved, e.g., by implementing the moving superlattice used for the Floquet engineering of the plaquette fluxes by a digital micromirror device [25]. The contribution to the ground-state energy that comes from the interaction of particles should attain a minimum with respect to the filling factor  $\nu$  [Eq. (2)], whenever the latter approaches  $1/p$  for even  $p$  [52]. We define the average interaction energy  $E_{\text{int}} = \langle \Psi_{\text{gs}} | \frac{U}{2} \sum_\ell \hat{n}_\ell (\hat{n}_\ell - 1) | \Psi_{\text{gs}} \rangle$  where  $|\Psi_{\text{gs}}\rangle$  denotes the ground state obtained numerically from exact diagonalization.

We begin with our principal  $4@9 \times 5$  configuration, which gives  $\nu = 1/2$  for the flux  $\alpha = 1/4$  in Eq. (2), and vary the filling  $\nu$  by tuning the flux. Figure 2(a) shows that the minimum of  $E_{\text{int}}$  is centered around the expected value of  $\nu = 1/2$  while the alternative definition  $\tilde{\nu} \approx 0.71\nu$  would lead to an obvious deviation. In Fig. 2(b) we repeat the numerical experiment for another lattice geometry  $4@7 \times 7$ , which is of comparable area but different (square) shape. The minimum of the interaction energy is again centered around  $\nu = 1/2$  but would shift when plotted against  $\tilde{\nu} \approx 0.73\nu$ . Note that for the parameters of Fig. 2 we do not expect a FCI state at quarter filling, since  $\nu = 1/4$  corresponds to a plaquette flux of  $\pi$  that neither breaks time-reversal symmetry nor gives rise to separate Bloch bands with nonzero Chern numbers.

In both Fig. 2(a) and (b), we observe rather broad minima of width  $\sim 0.1$  with respect to the filling. Below (see Fig. 3), we will see that the corresponding filling factors coincide with those intervals of  $\nu$  for which we also find the quantized fractional charge transport expected for a FCI state. This finding suggests a robustness of the FCI state with respect to filling, which should greatly facilitate its experimental preparation. We attribute this effect to the fact that in our small systems, a finite fraction of the total number of particles can be accommodated in gapless edge modes without significantly changing the bulk properties of the system (which are protected by a gap). This effect is another advantage of considering small systems, besides their advantage for adiabatic state preparation.

We stress that besides serving as a numerical benchmark, the interaction energy can also be used as an experimental indicator for the formation of FQH states. The single-site resolution of quantum gas microscopes allows for extracting both the mean and the fluctuations of the on-site occupations via measuring their statistics in repeated experiments. This turns  $E_{\text{int}}$  into an experimentally accessible quantity.

*Incompressibility and charge fractionalization.*—

While the minimum of the interaction energy around half filling is consistent with a FCI ground state, it does not reveal specific signatures, such as charge fractionalization, of this state and could also indicate, e.g., a gapped density wave at half filling. Therefore, we propose another experimentally feasible method to probe the fractional excitations of this system. For that purpose we assume that the system is prepared in the presence of two spatially-separated local defects in the bulk: a potential dip and a potential bump. Monitoring the integrated particle density (“charge”) in the vicinity of each defect, we expect two signatures for a FCI state: First, the incompressibility associated with the bulk gap should make the system stiff against weak impurities. Second, ramping up the impurities further, we expect the dip and the bump to attract a quasiparticle and a quasihole, respectively, corresponding to a quantized charge accumulation of  $+\nu$  and  $-\nu$ .

We observe that potentials situated on a single site do not constitute the optimal choice. In fact, due to the finite extent of the quasiparticles and quasiholes, it is preferable to work with potentials  $|V_\ell| = V/4$  distributed over four neighboring sites, as depicted in Fig. 1(a) for the  $4@9\times 5$  lattice. We calculate the ground state as a function of  $V$  and plot the charge accumulated in the three control regions [indicated by the background colors in Fig. 1 (a)] in Fig. 1 (b). We see that as the potential strength  $V$  grows from 0 to  $2t$ , the number of particles in the left (right) end of the elongated lattice gradually grows (decays) from the initial value of around 1.8 to a stable value of 2.3 (1.3) (depicted with dashed lines) and remains pinned to this value in a broad region of potential strengths up to  $V \approx 4t$ . We note, that the initial region of the curves also displays insensitivity against weak potentials. Thus, we make two observations that point to the successful creation of fractionally charged excitations in our small system: not only the transferred charge equals  $\pm 1/2$  with a good accuracy but also the initial and the final states display rigidity typical to incompressible FCI states. The small deviation from the expected quasihole charge of  $-1/2$  must be interpreted as a finite-size effect.

To further corroborate the observations, we show the results of analogous simulations in panels (c) and (d) of Fig. 1, respectively for a sample of different shape ( $7\times 7$ ) and for a topologically trivial system (with four Bloch bands created by a superlattice potential rather than by the presence of magnetic flux). In the former case the results reproduce the features seen for lattices  $9\times 5$  while in the latter case we see a featureless uniform growth of the transferred charge.

In Fig. 1(e), we plot the density change induced by local potentials of strength  $V = 3$  [considering the configuration of Fig. 1(a) and (b)]. For completeness, we have also plotted the density change found for an integer

quantum Hall state on the same lattice but with  $\nu = 1$  and  $U = 0$ . Here a larger impurity  $V = 9$  is required to create integer charged quasiparticles/holes, since the single-particle band gap is much larger than the many-body gap protecting the FCI.

*Creating excitations and fractional charge pumping.*—

A further hallmark of FCI states is fractionally quantized adiabatic charge pumping in response to the insertion of a flux quantum. In order to probe this effect, we consider the configuration shown in the inset of Fig. 3, where additional Peierls phases of  $\delta\phi$  are added on the bonds marked by yellow arrows. This leads to local solenoid-type fluxes  $\pm\delta\phi$  piercing the marked plaquettes A and B on top of the homogeneous background flux  $\phi$ . A description of how to realize such a flux configuration experimentally can be found in Ref. 48. When  $\delta\phi$  is ramped up slowly from 0 to  $2\pi$ , we expect that a quasihole of charge  $-\nu$  is created at plaquette A and a quasiparticle of charge  $\nu$  at plaquette B. This corresponds to the adiabatic pumping of a fractional charge  $\nu$  from A to B. In order to prevent the so-created excitations from dispersing, we also add small static local energy offsets that are of the same form as the ones considered previously [Fig. 1(a)]. We consider a very small value  $V = \pm 0.2t$ , which hardly alters the ground-state charge distribution [as can be seen from Fig. 1(b)], but is still large enough to pin the dynamically created local quasiparticle and quasihole excitations.

For this protocol, we simulate the complete time evolution. Starting from the ground state of a small system ( $4@9\times 5$ ),  $\delta\phi$  is switched on linearly from 0 to  $2\pi$  within the ramp time  $\tau = 5\hbar/J$ . In Fig. 3 we depict the so-induced change in the particle numbers in the three regions indicated with different background colors in the inset. Here the filling factor  $\nu$  has again been controlled by changing the background flux  $\phi$ . The dashed lines correspond to the fractional charge transfer predicted for the FCI state at half filling. We find that the pumped charge saturates to the expected value only in the region marked by the rectangular box, where the particle density in the (green) control region also remains fixed. In addition to being centered around  $\nu = 1/2$ , this region also has a finite width that matches the broad minimum of the interaction energy shown in Fig. 2(a) for the same system. This provides another indication that a system as small as the one considered here can support a FCI-type ground state.

*Conclusions and Outlook.*— In summary, we have for the first time proposed and investigated two complementary schemes for probing charge fractionalization in optical lattice systems as a signature of FCI states. They rely on different strategies for creating and transporting quasihole and quasiparticle excitations: either by static impurities or by the local insertion of a flux quantum. As alternative probes are not easy to implement, the proposed density-based protocols become indispensable for measuring unique signatures of a FCI state at a particular



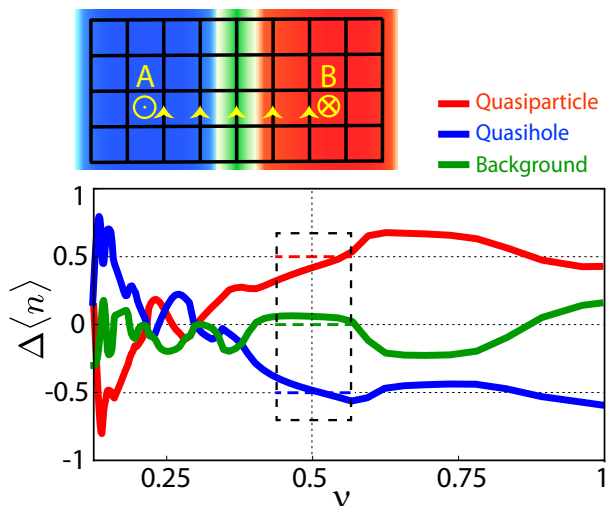


FIG. 3. The net charge transferred in a  $4 \times 9 \times 5$  lattice in response to the insertion of a flux quantum plotted as a function of the filling factor. The rectangle drawn in the dashed blue line marks the vicinity of  $\nu = 1/2$ . The background flux is set to  $\alpha = 1/4$ , interaction  $U/t = 7.5$ , and additional potential  $V = \pm 0.2$  is distributed over the  $A/B$  plaquettes.

filling  $\nu$ . For example, observing the fractionally quantized bulk Hall response to a homogeneous force is difficult because of the external confinement, and so far, there is also no straightforward method proposed for measuring the exchange phase  $2\pi\nu$  characteristic to the anyonic quasiparticles. Also probing chiral edge modes via the dynamics of defects [43] or the (experimentally challenging) measurement of single-particle coherence [38] do not allow for a clear distinction between integer and fractional Chern insulator states. Additionally, we have pointed out that also the interaction energy is a measurable quantity that provides further support regarding the realization of insulating states of matter at particular values of the filling. Simulating these probes for a bosonic system on a square lattice, we found that already small systems of just four particles feature signatures of FQH state at half filling. This result is of immediate practical relevance, since the adiabatic preparation of such a state relies on the finite-size gap of the system.

In future work, it will be interesting to look for signatures of charge fractionalization for FCI states at filling factors different from  $\nu = 1/2$ , either Laughlin states at lower filling or hierarchy states. Another fascinating perspective is to study in how far the techniques introduced here can be used and extended also in order to measure signatures of the anyonic exchange statistics of quasiholes and quasiparticles.

We acknowledge the support from the Deutsche Forschungsgemeinschaft (DFG) via the Research Unit FOR 2414 and from the Research Council of Lithuania under Grant No. APP-4/2016. It is a pleasure to thank

Gediminas Juzeliūnas, Julius Ruseckas, and Botao Wang for insightful discussions.

\* mantas.raciunas@tfai.vu.lt  
† unal@pks.mpg.de  
‡ egidijus.anisimovas@ff.vu.lt  
§ eckardt@pks.mpg.de

- [1] Xiao-Gang Wen, “Topological order: From long-range entangled quantum matter to a unified origin of light and electrons,” *ISRN Cond. Mat. Phys.* **2013**, 198710 (2013).
- [2] C. Nayak, S. H. Simon, A. Stern, M. Freedman, and S. Das Sarma, “Non-Abelian anyons and topological quantum computation,” *Rev. Mod. Phys.* **80**, 1083–1159 (2008).
- [3] H. L. Stormer, “Nobel lecture: The fractional quantum Hall effect,” *Rev. Mod. Phys.* **71**, 875–889 (1999).
- [4] N. Regnault and B. A. Bernevig, “Fractional Chern insulator,” *Phys. Rev. X* **1**, 021014 (2011).
- [5] E. J. Bergholtz and Z. Liu, “Topological flat band models and fractional Chern insulators,” *Int. J. Mod. Phys. B* **27**, 1330017 (2013).
- [6] S. A. Parameswaran, R. Roy, and S. L. Sondhi, “Fractional quantum Hall physics in topological flat bands,” *C. R. Phys.* **14**, 816–839 (2013).
- [7] Z. Papić, R. S. K. Mong, A. Yazdani, and M. P. Zaletel, “Imaging anyons with scanning tunneling microscopy,” *Phys. Rev. X* **8**, 011037 (2018).
- [8] B. Paredes, P. Zoller, and J. I. Cirac, “Fractional quantum Hall regime of a gas of ultracold atoms,” *Solid State Commun.* **127**, 155–162 (2003).
- [9] M. Hafezi, A. S. Sørensen, E. Demler, and M. D. Lukin, “Fractional quantum Hall effect in optical lattices,” *Phys. Rev. A* **76**, 023613 (2007).
- [10] B. Juliá-Díaz, D. Dagnino, K. J. Günter, T. Graß, N. Barberán, M. Lewenstein, and J. Dalibard, “Strongly correlated states of a small cold-atom cloud from geometric gauge fields,” *Phys. Rev. A* **84**, 053605 (2011).
- [11] N. R. Cooper and J. Dalibard, “Reaching fractional quantum Hall states with optical flux lattices,” *Phys. Rev. Lett.* **110**, 185301 (2013).
- [12] N. Goldman, G. Juzeliūnas, P. Öhberg, and I. B. Spielman, “Light-induced gauge fields for ultracold atoms,” *Rep. Prog. Phys.* **77**, 126401 (2014).
- [13] N. Goldman, J. C. Budich, and P. Zoller, “Topological quantum matter with ultracold gases in optical lattices,” *Nat. Phys.* **12**, 639–645 (2016).
- [14] A. Eckardt, “Colloquium: Atomic quantum gases in periodically driven optical lattices,” *Rev. Mod. Phys.* **89**, 011004 (2017).
- [15] Y.-J. Lin, R. L. Compton, K. Jiménez-García, J. V. Porto, and I. B. Spielman, “Synthetic magnetic fields for ultracold neutral atoms,” *Nature* **462**, 628–632 (2009).
- [16] J. Struck, C. Ölschläger, M. Weinberg, P. Hauke, J. Simonet, A. Eckardt, M. Lewenstein, K. Sengstock, and P. Windpassinger, “Tunable gauge potential for neutral and spinless particles in driven optical lattices,” *Phys. Rev. Lett.* **108**, 225304 (2012).
- [17] J. Struck, M. Weinberg, C. Ölschläger, P. Windpassinger, J. Simonet, K. Sengstock, R. Höppner, P. Hauke, A. Eckardt, M. Lewenstein, and L. Mathey, “Engineering

- Ising-XY spin-models in a triangular lattice using tunable artificial gauge fields,” *Nat. Phys.* **9**, 738–743 (2013).
- [18] C. J. Kennedy, W. C. Burton, W. C. Chung, and W. Ketterle, “Observation of Bose-Einstein condensation in a strong synthetic magnetic field,” *Nat. Phys.* **11**, 859–864 (2015).
- [19] M. Aidelsburger, M. Lohse, C. Schweizer, M. Atala, J. T. Barreiro, S. Nascimbène, N. R. Cooper, I. Bloch, and N. Goldman, “Measuring the Chern number of Hofstadter bands with ultracold bosonic atoms,” *Nat. Phys.* **11**, 162–166 (2015).
- [20] M. Mancini, G. Pagano, G. Cappellini, L. Livi, M. Rider, J. Catani, C. Sias, P. Zoller, M. Inguscio, M. Dalmonte, and L. Fallani, “Observation of chiral edge states with neutral fermions in synthetic Hall ribbons,” *Science* **349**, 1510–1513 (2015).
- [21] B. K. Stuhl, H.-I. Lu, L. M. Ayccock, D. Genkina, and I. B. Spielman, “Visualizing edge states with an atomic Bose gas in the quantum Hall regime,” *Science* **349**, 1514–1518 (2015).
- [22] F. A. An, E. J. Meier, and B. Gadway, “Direct observation of chiral currents and magnetic reflection in atomic flux lattices,” *Sci. Adv.* **3**, e1602685 (2017).
- [23] G. Jotzu, M. Messer, R. Desbuquois, M. Lebrat, T. Uehlinger, D. Greif, and T. Esslinger, “Experimental realization of the topological Haldane model with ultracold fermions,” *Nature* **515**, 237–240 (2014).
- [24] Matthias Tarnowski, F. Nur Ünal, Nick Fläschner, Benno S Rem, André Eckardt, Klaus Sengstock, and Christof Weitenberg, “Characterizing topology by dynamics: Chern number from linking number,” *arXiv:1709.01046* (2017).
- [25] M. E. Tai, A. Lukin, M. Rispoli, R. Schittko, T. Menke, D. Borgnia, P. M. Preiss, F. Grusdt, A. M. Kaufman, and M. Greiner, “Microscopy of the interacting Harper-Hofstadter model in the two-body limit,” *Nature* **546**, 519–523 (2017).
- [26] Herwig Ott, “Single atom detection in ultracold quantum gases: a review of current progress,” *Rep. Prog. Phys.* **79**, 054401 (2016).
- [27] Stefan Kuhr, “Quantum-gas microscopes: a new tool for cold-atom quantum simulators,” *Natl. Sci. Rev.* **3**, 170–172 (2016).
- [28] Maxwell F. Parsons, Florian Huber, Anton Mazurenko, Christie S. Chiu, Widagdo Setiawan, Katherine Wooley-Brown, Sebastian Blatt, and Markus Greiner, “Site-resolved imaging of fermionic  $^6\text{Li}$  in an optical lattice,” *Phys. Rev. Lett.* **114**, 213002 (2015).
- [29] Elmar Haller, James Hudson, Andrew Kelly, Dylan A Cotta, Bruno Peaudecerf, Graham D Bruce, and Stefan Kuhr, “Single-atom imaging of fermions in a quantum-gas microscope,” *Nat. Phys.* **11**, 738–742 (2015).
- [30] Lawrence W. Cheuk, Matthew A. Nichols, Melih Okan, Thomas Gersdorf, Vinay V. Ramasesh, Waseem S. Bakr, Thomas Lompe, and Martin W. Zwierlein, “Quantum-gas microscope for fermionic atoms,” *Phys. Rev. Lett.* **114**, 193001 (2015).
- [31] G. J. A. Edge, R. Anderson, D. Jervis, D. C. McKay, R. Day, S. Trotzky, and J. H. Thywissen, “Imaging and addressing of individual fermionic atoms in an optical lattice,” *Phys. Rev. A* **92**, 063406 (2015).
- [32] Ryuta Yamamoto, Jun Kobayashi, Takuma Kuno, Kohei Kato, and Yoshiro Takahashi, “An ytterbium quantum gas microscope with narrow-line laser cooling,” *New J. Phys.* **18**, 023016 (2016).
- [33] Debayan Mitra, Peter T Brown, Elmer Guardado-Sanchez, Stanimir S Kondov, Trithep Devakul, David A Huse, Peter Schauss, and Waseem S Bakr, “Quantum gas microscopy of an attractive Fermi-Hubbard system,” *Nat. Phys.* **14**, 173–177 (2018).
- [34] Marc Cheneau, Peter Barmettler, Dario Poletti, Manuel Endres, Peter Schauß, Takeshi Fukuhara, Christian Gross, Immanuel Bloch, Corinna Kollath, and Stefan Kuhr, “Light-cone-like spreading of correlations in a quantum many-body system,” *Nature* **481**, 484–487 (2012).
- [35] Anton Mazurenko, Christie S Chiu, Geoffrey Ji, Maxwell F Parsons, Márton Kanász-Nagy, Richard Schmidt, Fabian Grusdt, Eugene Demler, Daniel Greif, and Markus Greiner, “A cold-atom Fermi-Hubbard antiferromagnet,” *Nature* **545**, 462–466 (2017).
- [36] Peter T. Brown, Debayan Mitra, Elmer Guardado-Sanchez, Peter Schauß, Stanimir S. Kondov, Ehsan Khatami, Thereza Paiva, Nandini Trivedi, David A. Huse, and Waseem S. Bakr, “Spin-imbalance in a 2D Fermi-Hubbard system,” *Science* **357**, 1385–1388 (2017).
- [37] M. Aidelsburger, J. L. Ville, R. Saint-Jalm, S. Nascimbène, J. Dalibard, and J. Beugnon, “Relaxation dynamics in the merging of  $n$  independent condensates,” *Phys. Rev. Lett.* **119**, 190403 (2017).
- [38] Yin-Chen He, Fabian Grusdt, Adam Kaufman, Markus Greiner, and Ashvin Vishwanath, “Realizing and adiabatically preparing bosonic integer and fractional quantum Hall states in optical lattices,” *Phys. Rev. B* **96**, 201103 (2017).
- [39] Johannes Motruk and Frank Pollmann, “Phase transitions and adiabatic preparation of a fractional Chern insulator in a boson cold-atom model,” *Phys. Rev. B* **96**, 165107 (2017).
- [40] A. S. Sørensen, E. Demler, and M. D. Lukin, “Fractional quantum Hall states of atoms in optical lattices,” *Phys. Rev. Lett.* **94**, 086803 (2005).
- [41] G. Möller and N. R. Cooper, “Fractional Chern insulators in Harper-Hofstadter bands with higher Chern number,” *Phys. Rev. Lett.* **115**, 126401 (2015).
- [42] M. Gerster, M. Rizzi, P. Silvi, M. Dalmonte, and S. Montangero, “Fractional quantum Hall effect in the interacting Hofstadter model via tensor networks,” *Phys. Rev. B* **96**, 195123 (2017).
- [43] Xiao-Yu Dong, Adolfo G. Grushin, Johannes Motruk, and Frank Pollmann, “Edge state dynamics in bosonic fractional Chern insulators,” *arXiv:1710.03756* (2017).
- [44] A. G. Grushin, Á. Gómez-León, and T. Neupert, “Floquet fractional Chern insulators,” *Phys. Rev. Lett.* **112**, 156801 (2014).
- [45] Fabian Grusdt, Fabian Letscher, Mohammad Hafezi, and Michael Fleischhauer, “Topological growing of Laughlin states in synthetic gauge fields,” *Phys. Rev. Lett.* **113**, 155301 (2014).
- [46] E. Anisimovas, G. Žlabys, B. M. Anderson, G. Juzeliūnas, and A. Eckardt, “Role of real-space micromotion for bosonic and fermionic Floquet fractional Chern insulators,” *Phys. Rev. B* **91**, 245135 (2015).
- [47] M. Račiūnas, G. Žlabys, A. Eckardt, and E. Anisimovas, “Modified interactions in a Floquet topological system on a square lattice and their impact on a bosonic fractional Chern insulator state,” *Phys. Rev. A* **93**, 043618 (2016).

- [48] Botao Wang, F. Nur Ünal, and André Eckardt, “Floquet engineering of optical solenoids and quantized charge pumping along tailored paths in two-dimensional Chern insulators,” [arXiv:1802.06815](#) (2018).
- [49] D. J. Thouless, M. Kohmoto, M. P. Nightingale, and M. den Nijs, “Quantized Hall conductance in a two-dimensional periodic potential,” *Phys. Rev. Lett.* **49**, 405–408 (1982).
- [50] N. Regnault and Th. Jolicoeur, “Quantum Hall fractions for spinless bosons,” *Phys. Rev. B* **69**, 235309 (2004).
- [51] Anne E B Nielsen, Ivan Glasser, and Iván D Rodríguez, “Quasielectrons as inverse quasiholes in lattice fractional quantum hall models,” *New Journal of Physics* **20**, 033029 (2018).
- [52] G. S. Kliros and N. d’Ambrumenil, “Fractional quantum Hall states on a square lattice,” *J. Phys.: Condens. Matter* **3**, 4241 (1991).