

Finite-temperature dynamics of a bosonic Josephson junction

Y.M. Bidasyuk

Physikalisch-Technische Bundesanstalt, Bundesallee 100, D-38116 Braunschweig, Germany

E-mail: Yuriy.Bidasyuk@ptb.de

Abstract.

In the framework of the stochastic projected Gross-Pitaevskii equation we investigate finite-temperature dynamics of a bosonic Josephson junction (BJJ) formed by a Bose-Einstein condensate of atoms in a two-well trapping potential. We extract the characteristic properties of the BJJ from the stationary finite-temperature solutions and compare the dynamics of the system with the resistively shunted Josephson model. Analyzing the decay dynamics of the relative population imbalance we estimate the effective normal conductance of the junction induced by thermal atoms. The calculated normal conductance at various temperatures is then compared with predictions of the noise-less model and the model of ballistic transport of thermal atoms.

Keywords: Josephson effect, Bose-Einstein condensation, non-equilibrium dynamics, stochastic equations

Submitted to: *J. Phys. B: At. Mol. Opt. Phys.*

1. Introduction

A system of coupled atomic Bose-Einstein condensates (BECs) offers a unique possibility to study at macroscopic scale various quantum coherence phenomena, in particular the bosonic analogy to the Josephson effect [1]. Bosonic Josephson junctions (BJJ) were realized and investigated in various BEC setups, such as double-well traps [2–5], ring traps or atomic SQUIDs [6,7], two-component spinor condensates [8,9] etc. A number of dynamical regimes and a rich phase-space portrait of BJJs are explained using a rather simple classical non-rigid pendulum model [10]. Many studies also go beyond pure Josephson dynamics of the two-well system proposing effective models for treatment of dissipation and fluctuations in the system. These include e.g. finite-temperature damping [2, 11, 12], resonant generation of elementary excitations [13, 14], development of decoherence [15–17].

Nevertheless modeling the non-equilibrium finite-temperature dynamics of a two-well system in a consistent way poses a difficult theoretical problem. When two condensates are characterized by different values of the chemical potential then chemical potentials of thermal clouds in each well may also differ from the condensates as well as between them. Dissipative dynamics of such system is governed by two complementary processes, characterized in general by different time scales. One process is the incoherent tunneling of thermal atoms through the barrier which leads to equilibration of two thermal clouds located in two wells. The other process is the equilibration of the BEC with the thermal cloud in each well. A commonly used assumption for such systems is that the second process is much faster than the first one and therefore inside each well the thermal cloud is considered in equilibrium with the condensate [2, 18]. The physical picture in this case is similar to the resistively shunted superconducting Josephson junction, where the current through the junction is represented as a sum of superconducting (Josephson) and normal (Ohmic) current components [12].

In the present work we analyze the case when the thermal cloud is internally in equilibrium and the dissipative Josephson dynamics is driven by the equilibration of each of the two BECs with the thermal cloud. This situation is physically relevant for relatively high temperatures, when the average energy of thermal atoms $k_B T$ is higher than the barrier between two condensates. In this case there is no net normal current as the chemical potential of the thermal cloud is the same on both sides of the barrier. The equilibration of each condensate with the thermal cloud is then similar to the BEC growth process [19]. Nevertheless, as we show here, the dynamics of relative population imbalance between the two condensates follows the same resistively shunted Josephson model with some *effective* value of normal conductance related to the growth rate of the condensate.

We model the finite-temperature dynamics of the double-well BEC in the framework of the stochastic projected Gross-Pitaevskii equation (SPGPE) [20–22]. While SPGPE was primarily developed for harmonically trapped condensates, it was also successfully applied to trapping potentials with rather large anharmonic part [23]. However, there are no implementations known to the author for the double-well setups. Therefore testing the SPGPE consistency and applicability for such systems provides a useful extension to the range of problems addressed with this approach. Concerning the two equilibration processes mentioned above, the SPGPE approach can not describe the tunneling of thermal atoms through the barrier as it considers the thermal atoms as a static thermal bath. On the other hand it can reliably model the equilibration between BEC and the thermal cloud in the region of relatively high temperatures, which makes it a valid tool to analyze the process under study.

The paper is organized as follows. In the second section we introduce the resistively shunted Josephson model and discuss how the normal current affects the dynamics of otherwise stable Josephson solutions. In the third section we describe the formalism of stochastic Gross-Pitaevskii equation and estimate the parameters required for dynamical simulations. In the forth section we describe the relation between the two models

and analyze the static properties of the bosonic Josephson junction. Finally, in the fifth section we simulate the dynamical behavior of the system. By analyzing the decay dynamics of the population imbalance between two wells we extract the values of effective conductance corresponding to the normal Ohmic current in the resistively shunted Josephson model. This normal conductance can be directly compared with the existing estimates based on the ballistic transport of normal atoms [2, 5] providing a useful qualitative comparison of the two equilibration processes mentioned above.

2. Resistively shunted Josephson model

Let us consider two trapped BECs weakly coupled by a barrier potential forming a Bosonic Josephson junction (BJJ). The low-energy collective dynamics of such a system is conveniently described using two relative quantities: relative population imbalance $Z = (N_1 - N_2)/N$ and relative phase $\theta = \theta_1 - \theta_2$, where $N_{1,2}$ and $\theta_{1,2}$ are the number of atoms and the phase of each BEC cloud, $N = N_1 + N_2$ is the total number of atoms in two condensates. With the account of weak dissipative effects in the system these quantities obey the following set of equations similar to the resistively shunted Josephson (RSJ) model [12]:

$$\frac{dZ}{dt} = \omega_J \sqrt{1 - Z^2} \sin \theta - G \frac{\Delta\mu}{\hbar} \quad (1)$$

$$\frac{d\theta}{dt} = -\omega_C Z - \frac{\omega_J Z}{\sqrt{1 - Z^2}} \cos \theta \quad (2)$$

where ω_J and ω_C are the parameters related to the Josephson coupling energy $E_J = \hbar\omega_J N_c/2$ and the capacitive energy $E_C = 2\hbar\omega_C/N$ of the junction. The chemical potential difference between two condensates is related to the phase difference as $\Delta\mu = -\hbar d\theta/dt$. The second term in (1) is the analogy to the normal Ohmic current in the Josephson junction with the dimensionless parameter G as the normal conductance (or the conductance of the shunt resistor connected in parallel with the Josephson junction).

If $\omega_J \ll \omega_C$ and $E_C \ll E_J$ then the system is considered to be in the Josephson regime [24]. In this case and without dissipation ($G = 0$) equations (1) and (2) support two types of solutions. First, oscillations of Z and θ around zero mean, which are known as Josephson plasma oscillations. Second, small amplitude oscillations of Z around a non-zero mean with uniformly growing θ , which are often called running-phase solutions or macroscopic quantum self-trapping (MQST) states.

When dissipation is included ($G > 0$) both plasma oscillations and MQST states decay exponentially with time. An example of such decay is presented in the figure 1. The system is initially in the decaying MQST state (decaying mean value of the oscillations) but when the population imbalance Z reaches values close to zero it switches to the plasma oscillations around zero mean but with decaying amplitude. With the assumptions that system is in Josephson regime ($\omega_J \ll \omega_C$) and the normal conductance is small ($G \ll 1$) the decay rates of plasma oscillations and the mean value of Z in MQST

states can be derived from Eqs. (1) and (2) as

$$\tau_{\text{MQST}}^{-1} = G\omega_C, \quad \tau_{\text{Plasma}}^{-1} = \frac{1}{2}G\omega_C. \quad (3)$$

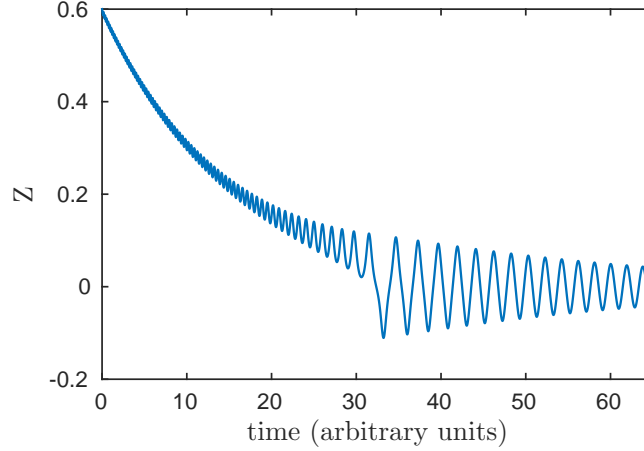


Figure 1. Example solution of the RSJ equations. Approximately one half of the evolution time shows the decay of MQST state and the other half — the decay of plasma oscillations.

The normal conductance G is commonly associated with finite-temperature dissipative effects in the system. However, if we intend to analyze the temperature dependence of this quantity from the measurements of the decay rates, then it is necessary to account for possible temperature dependence of ω_C as well. This will be discussed in more detail in the next sections.

3. Stochastic Projected Gross-Pitaevskii equation

In order to analyze dissipative processes in a two-well system without any free parameters we model the problem using the Stochastic Projected Gross-Pitaevskii equation (SPGPE). As a model system we consider here the experimental setup of [5]. The system is characterized by the mean field Gross-Pitaevskii Hamiltonian operator

$$H_{\text{GP}} \psi(\mathbf{r}, t) = \left[-\frac{\hbar^2 \nabla^2}{2m} + V_{\text{ext}}(\mathbf{r}, t) + g|\psi(\mathbf{r}, t)|^2 \right] \psi(\mathbf{r}, t). \quad (4)$$

with the nonlinear interaction parameter $g = 4\pi\hbar^2 a/m$, where a is the s -wave scattering length of ^{87}Rb and m is the atom mass. The potential V_{ext} consists of the static cylindrically symmetric harmonic trap and a movable gaussian barrier splitting the system into two wells parallel to the long axis of the trap [5].

$$V_{\text{ext}}(\mathbf{r}, t) = V_0(\mathbf{r}) + V_b(\mathbf{r}, t)$$

where

$$V_0(\mathbf{r}) = \frac{m}{2} [\omega_r^2(x^2 + y^2) + \omega_z^2 z^2], \quad V_b(\mathbf{r}, t) = U_b e^{-2[x-x_b(t)]^2/w_b^2}.$$

The parameters of the trap and the barrier potentials are chosen in correspondence with the experimental setup [5]: $\omega_r/2\pi = 224$ Hz, $\omega_z/2\pi = 26$ Hz, $w_b = 0.7$ μm , $U_b/h = 3$ kHz (the barrier height was not measured in the experiment and we choose here the value that provide comparable estimate of the Josephson critical current). The barrier position $x_b(t)$ defines the driving protocol for creation of the initial population imbalance. In the experiment [5] the barrier position was fixed and the harmonic trap center was moved from the initial shift of 0.7 μm (from the barrier center) to zero within a certain time τ . For the SPGPE calculations it is necessary that the harmonic trapping potential is time-independent, therefore we model the same process by shifting the barrier position by the same distance within the same time. The time of the barrier shift is chosen as $\tau = 5$ ms which is well inside the AC Josephson regime according to the results of [5], which means that it produces a pronounced chemical potential difference between two wells and drives the system into a MQST state.

Classical field or C -field methods are based on the concept of splitting the many-particle system into highly occupied low-energy modes described by the coherent classical field $\psi(\mathbf{r}, t)$ and sparsely occupied incoherent high-energy modes forming a thermal bath. Such splitting is conveniently represented in the basis of single-particle eigenstates ϕ_n of the harmonic trapping potential V_0

$$\left[-\frac{\hbar^2 \nabla^2}{2m} + V_0(\mathbf{r}) \right] \phi_n = e_n \phi_n.$$

The classical field $\psi(\mathbf{r}, t)$ is then a coherent superposition of these states with energies below the cut-off energy e_{cut}

$$\psi(\mathbf{r}, t) = \sum_{n \in C} c_n(t) \phi_n(\mathbf{r}), \quad C = \{n : e_n \leq e_{\text{cut}}\} \quad (5)$$

Such classical field obeys the Stochastic projected Gross-Pitaevskii equation [20–22] (in [22] it is referred to as a “simple growth” SPGPE as it neglects some additional scattering terms reported there):

$$d\psi(\mathbf{r}, t) = -\frac{i}{\hbar} \mathcal{P} H_{\text{GP}} \psi(\mathbf{r}, t) dt + \frac{\gamma}{\hbar} \mathcal{P} (\mu - H_{\text{GP}}) \psi(\mathbf{r}, t) dt + dW(\mathbf{r}, t) \quad (6)$$

where \mathcal{P} is a projection operator to the C -space.

$$\mathcal{P}\psi(\mathbf{r}, t) = \sum_{n \in C} \phi_n(\mathbf{r}) \int d\mathbf{r}' \phi_n^*(\mathbf{r}') \psi(\mathbf{r}', t).$$

The noise term $dW(\mathbf{r}, t)$ in (6) is the Gaussian complex noise with the correlation

$$\langle dW^*(\mathbf{r}', t) dW(\mathbf{r}, t) \rangle = \frac{2\gamma}{\hbar\beta} \delta_C(\mathbf{r}', \mathbf{r}) dt, \quad (7)$$

with $\beta = 1/k_B T$ and $\delta_C(\mathbf{r}', \mathbf{r}) = \mathcal{P} \delta(\mathbf{r} - \mathbf{r}') = \sum_{n \in C} \phi_n(\mathbf{r}) \phi_n^*(\mathbf{r}')$ being the projection of the δ function to the C -space.

The decay parameter γ defines the growth rate of the condensate. It can be derived from the kinetic theory with an assumption that the above-cutoff particles behave as an ideal Bose gas [22]. The resulting expression yields:

$$\gamma = \gamma_0 \sum_{j=1}^{\infty} \frac{e^{\beta\mu(j+1)}}{e^{2\beta e_{\text{cut}} j}} \Phi[e^{\beta(\mu - e_{\text{cut}})}, 1, j]^2. \quad (8)$$

where $\gamma_0 = 4ma^2k_B T/\pi\hbar^2$ and Φ is the Lerch transcendent.

3.1. Stationary states and estimation of SPGPE parameters

A crucial part of SPGPE calculation is the estimation of parameters. This means that by specifying the total number of particles in the system N_T (which in our case is chosen according to [5] as $N_T = 1 \times 10^5$) and the temperature T we need to define the chemical potential of the system μ and the cut-off energy e_{cut} . In the existing implementations [19, 21] this is done by constructing and analyzing stationary distributions of the condensate and thermal atoms within the Hartree-Fock (HF) approximation. Let us briefly outline this procedure, as it was implemented for the present study.

In the static HF approximation [25, 26] the condensate wave function is defined as a solution of the stationary GPE

$$\mu\psi_0 = \left(-\frac{\hbar^2}{2m}\nabla^2 + V_{\text{ext}} + g[|\psi_0|^2 + 2\tilde{n}_0] \right) \psi_0, \quad (9)$$

and the stationary thermal particles density

$$\tilde{n}_0(\mathbf{r}) = \int \frac{d\mathbf{p}}{(2\pi\hbar)^3} f_{\text{BE}}(\mathbf{r}, \mathbf{p}) \quad (10)$$

is obtained by integrating the Bose-Einstein distribution function

$$f_{\text{BE}}(\mathbf{r}, \mathbf{p}) = \frac{1}{e^{\beta(E(\mathbf{p}, \mathbf{r}) - \mu)} - 1}, \quad (11)$$

where the energy of thermal atoms in the effective HF potential is defined as

$$E(\mathbf{p}, \mathbf{r}) = \frac{\mathbf{p}^2}{2m} + V_{\text{ext}}(\mathbf{r}) + 2g[|\psi_0(\mathbf{r})|^2 + \tilde{n}_0(\mathbf{r})],$$

which in turn contains dependence on both $\psi_0(\mathbf{r})$ and $\tilde{n}_0(\mathbf{r})$. Using the above expression for energy one can also define the HF density of states for the system

$$\rho(\epsilon) = \int \frac{d\mathbf{r}d\mathbf{p}}{(2\pi\hbar)^3} \delta(\epsilon - E(\mathbf{r}, \mathbf{p})). \quad (12)$$

The two coupled equations (9) and (10) can be numerically solved self-consistently with the additional constraint of the fixed total number of atoms in the system

$$N_T = N + \tilde{N} = \int d\mathbf{r} |\psi_0(\mathbf{r})|^2 + \int d\mathbf{r} \tilde{n}_0(\mathbf{r}).$$

As a result we get the equilibrium value of the chemical potential μ , the stationary particle distributions of the condensate and thermal atoms, and the number of atoms in the condensate N and in the thermal cloud \tilde{N} .

Next, the cut-off energy e_{cut} is defined from the condition that the C -field includes only highly occupied modes. In practice this means that from the Bose distribution we find the maximal energy with specified occupation n_{cut} (in present work we choose $n_{\text{cut}} = 1$)

$$e_{\text{cutHF}} = k_B T \ln \left(1 + \frac{1}{n_{\text{cut}}} \right) + \mu.$$

As for SPGPE we use the oscillator basis we then require that the number of states below e_{cutHF} is equal to the number of oscillator states below e_{cut} [21]:

$$\int_0^{e_{\text{cutHF}}} d\epsilon \rho(\epsilon) = \int_{e_0}^{e_{\text{cut}}} d\epsilon \rho_{\text{HO}}(\epsilon),$$

where $e_0 = \hbar(2\omega_r + \omega_z)/2$, $\rho_{\text{HO}}(\epsilon) = \epsilon^2/(2\hbar^3\omega_r^2\omega_z)$ are the harmonic oscillator ground state energy and the density of states respectively defined for our cylindrically symmetric trap.

The procedure described above can be further simplified using the Thomas-Fermi approximation. Then the equations (9) and (10) are solved semi-analytically. Additionally, only the harmonic part of the trapping potential is considered and this allows also to get analytical expressions for the density of states. Such an approach is used in most of the existing implementations of SPGPE [19–22]. In order to check the applicability of this approximation in our system we compare in figure 2 the values of e_{cut} and μ obtained with the full numerical solution of (9) and (10) and with the Thomas-Fermi approximation. One may see that accurate treatment of the effective potential with the static HF approach significantly changes the equilibrium chemical potential estimate. The main reason for this discrepancy is that analytical expressions obtained in the Thomas-Fermi approximation do not account for the barrier and consider only the harmonic part of the trap. Quite surprisingly, for the cut-off energy both estimates show similar results.

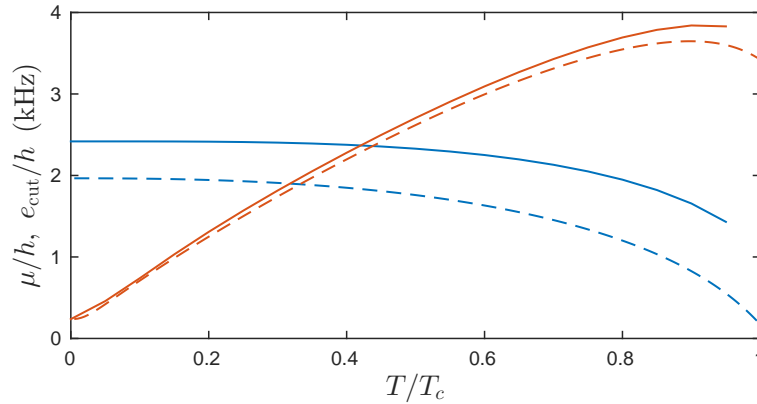


Figure 2. Equilibrium chemical potential (blue lines) and the cut-off energy (red lines) as a function of temperature as obtained from the full static Hartree-Fock approximation (solid lines) and with the Tomas-Fermi approximation (dashed lines). Temperature is shown relative to the condensation temperature $T_c = 225$ nK.

Obtained dependencies $e_{\text{cut}}(T)$ and $\mu(T)$ allow us to define the range of temperatures where SPGPE can be used. One of the SPGPE applicability criteria is that the above-cutoff states are well approximated by the unperturbed oscillator states, which requires $\mu \ll e_{\text{cut}}$. Also the barrier potential should be reliably represented in the basis of single particle states, which imposes additional requirements $U_b \ll e_{\text{cut}}$ and $w_b \ll R_{\text{cut}} = \sqrt{2e_{\text{cut}}/m\omega_r^2}$ [23]. This means that reliable results can be expected only

for rather limited range of temperatures $T \gtrsim 0.6T_c$. In the present work we choose therefore to limit our calculations to the temperature range $0.6T_c \leq T \leq 0.9T_c$. On the boundaries of this region we get $e_{\text{cut}}(0.6T_c) = 14.18 \hbar\omega_r$ and $e_{\text{cut}}(0.9T_c) = 18.56 \hbar\omega_r$. The resulting number of modes in C -region is 4546 and 9904 respectively.

In order to check the consistency of the SPGPE model with the defined parameters we can verify if the equilibrium number of condensate atoms in the SPGPE simulation matches with the value from the static HF solutions. This is done by evolving the equation (6) in time with a static barrier potential. Then the condensate fraction can be calculated from the Penrose-Onsager criterion [27]. The one-body density matrix is constructed using the ergodic hypothesis to replace ensemble average with the time average of a single trajectory [22, 28]:

$$\rho_C(\mathbf{r}, \mathbf{r}') = \langle \psi^*(\mathbf{r}, t) \psi(\mathbf{r}', t) \rangle_t$$

where $\langle \dots \rangle_t$ denotes the time average. In practice such averaging was done from 100 snapshots of the C -field taken uniformly from a single SPGPE run over the time interval of 0.05 s, which corresponds to roughly 12 transverse trap periods. The largest eigenvalue of the one-body density matrix then provides the estimate of the condensate atom number. The atom number obtained with this approach can then be directly compared with the prediction of the static HF approximation (see figure 3) justifying the choice of SPGPE parameters as well as the overall consistency of the algorithm.

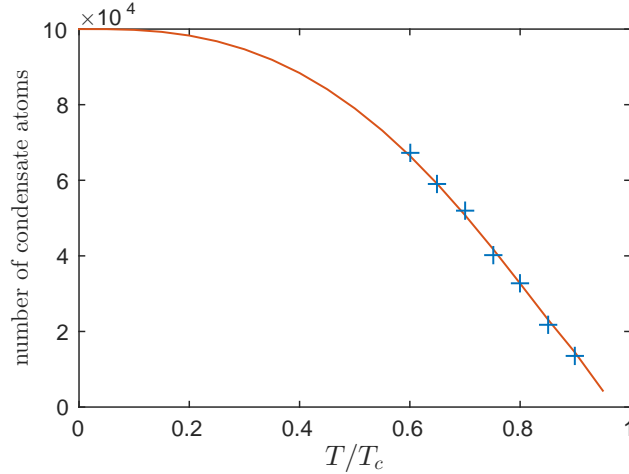


Figure 3. The number of condensate atoms from the static HF approximation (solid line) and from SPGPE simulations (crosses)

4. Static properties of BJJ at finite temperatures

A standard zero-temperature Gross-Pitaevskii equation (GPE) for the two-well system can be reduced to the system of Josephson equations (1,2) (without the dissipative term) using a two-mode approximation [3]. The condensate wave function is then represented

as a coherent superposition of two solutions ψ_1 and ψ_2 localized (mainly) in each well with time-dependent amplitudes and phases:

$$\psi(\mathbf{r}, t) = \sqrt{N_1(t)}e^{i\theta_1(t)}\psi_1(\mathbf{r}) + \sqrt{N_2(t)}e^{i\theta_2(t)}\psi_2(\mathbf{r}). \quad (13)$$

This leads to the system of two Josephson equations (1) and (2) without normal current term ($G = 0$). In the case of symmetric double-well system and assuming weak coupling between two wells the other parameters of the Josephson equations acquire simple expressions in terms of localized solutions (assuming them being orthogonal and normalized to unity):

$$\omega_J = -\frac{2}{\hbar} \int d\mathbf{r} \psi_1 \left[-\frac{\hbar^2 \nabla^2}{2m} + V_{\text{ext}} + gN|\psi_2|^2 \right] \psi_2 \quad (14)$$

and

$$\omega_C = \frac{gN}{\hbar} \int d\mathbf{r} |\psi_1|^4 = \frac{gN}{\hbar} \int d\mathbf{r} |\psi_2|^4, \quad (15)$$

with N as the total number of condensate atoms.

In order to see how normal conductance appears from the dissipative finite-temperature equation we consider for simplicity the SPGPE (6) without the noise term. This “silent” version of SPGPE is formally equivalent to the Gross-Pitaevskii equation with phenomenological damping [29]:

$$i\hbar \frac{\partial \psi}{\partial t} = (1 - i\gamma)(H_{\text{GP}} - \mu)\psi. \quad (16)$$

This equation with the two-mode ansatz (13) reduces to the Josephson equations (1,2) including the normal current term with the conductance defined as $G = \gamma$. However one has to keep in mind that in equation (16) the damping parameter γ is considered to be a purely phenomenological parameter.

In practical applications the value of the interaction parameter ω_C defined from the two-mode approximation as (15) leads to poor agreement with the results of dynamical GPE calculations [30, 31]. Therefore an improved two-mode model has been proposed [31] that effectively accounts for the variations of the shape of the localized solutions by introducing a linear approximation to the integral

$$\frac{\int d\mathbf{r} |\psi_0|^2 |\psi_{\Delta N}|^2}{\int d\mathbf{r} |\psi_0|^4} = 1 - \alpha \frac{\Delta N}{N}$$

where ψ_0 is a unity-normalized condensate ground state corresponding to N total atoms, $\psi_{\Delta N}$ — to $N + \Delta N$ total atoms. This results in a simple rescaling of the parameter ω_C :

$$\omega_C = (1 - \alpha) \frac{gN}{\hbar} \int d\mathbf{r} |\psi_{1,2}|^4. \quad (17)$$

More details on this model can be found in [31, 32]. We adapt this procedure for the finite-temperature case by replacing the GPE solution by the static HF condensate solution thus repeatedly solving the system of equations (9,10) with small variations in the number of atoms at each temperature. We find the value of the coefficient $\alpha \approx 0.3$ is almost independent on the temperature and closely corresponds to the

value derived analytically in [31] for a three-dimensional condensate. Alternatively, the same result can be obtained by numerically evaluating the capacitive energy as $E_C = 4\partial\mu/\partial N$ [24, 33], however we find that the first approach gives more numerically stable results in the finite-temperature case.

The resulting dependence $\omega_C(T)$ is presented in figure 4(a). We see that in the low-temperature region obtained numbers agree well with the value $\omega_C \approx 9000 \text{ s}^{-1}$ reported in [5]. With growing temperature ω_C decays rather rapidly, mainly due to the depletion of the condensate particle number. Within the temperature region considered in the present study this parameter changes from approximately 8000 s^{-1} (for $T = 0.6T_c$) to 4000 s^{-1} (for $T = 0.9T_c$). Such strong variation indicates that it is absolutely crucial to take into account temperature variations of this quantity when finite-temperature effects of BJJ are considered.

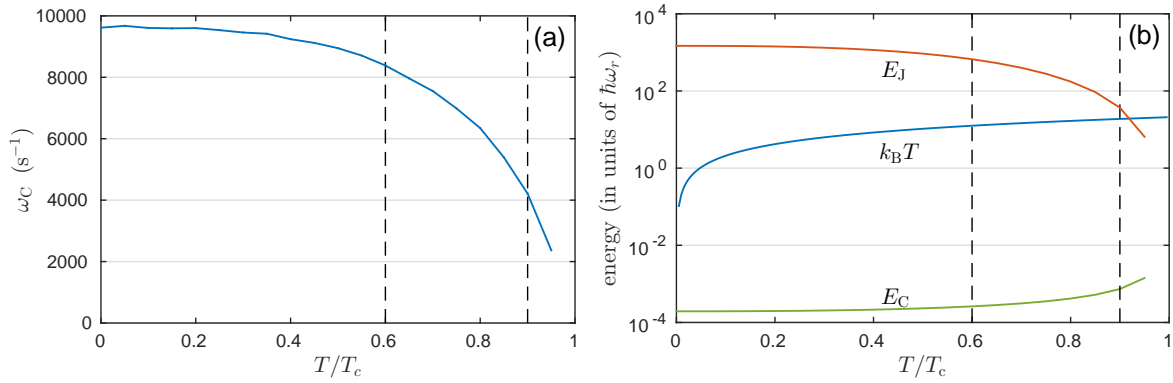


Figure 4. Temperature dependence of various characteristic quantities of BJJ calculated from the static HF solutions. Panel (a) shows the temperature dependence of ω_C . Panel (b) shows the temperature dependence of E_J (red line) and E_C (green line) and compares them to $k_B T$ (blue line). Note the logarithmic scale of the vertical axis of the panel (b). Vertical dashed lines on both panels mark the region of temperatures used for SPGPE simulations.

The physically relevant quantities related to the parameters ω_J and ω_C are the Josephson coupling energy $E_J = \hbar\omega_J N_c/2$ and the capacitive energy $E_C = 2\hbar\omega_C/N$. In the zero-temperature case the requirement $E_C \ll E_J$ ensures that the coherence of two condensates is not destroyed by quantum phase fluctuations. In a finite temperature case thermal fluctuations are of more importance and the coherence requirement reads $k_B T \ll E_J$ [2, 15–17]. In figure 4(b) we compare these three characteristic energies of the system. We see that at high temperatures close to $0.92T_c$ two energies become close $k_B T \approx E_J$, which means that the two-well system becomes partially incoherent. This loss of coherence affects the observability of coherent Josephson oscillations between two wells. However, in the self-trapped state any net coherent current is suppressed and equilibration of two condensates takes place only due to incoherent processes. Therefore, such partial loss of coherence should not affect the decay rate of MQST state and the normal conductance which we intend to measure.

5. Dissipative dynamics of the MQST states

The dynamical SPGPE simulation is started in a trap with a barrier position shifted by $0.7 \mu\text{m}$ off the trap center. The system is first evolved in time with the static barrier until it reaches a thermalized state (which takes approximately 0.5 s of the evolution time). Thermalization is detected by the saturation of the condensate particle number. The barrier is then shifted within $5 \mu\text{s}$ to the center of the harmonic trap. The evolution of the system is simulated for another 0.3 s after the trap symmetry is restored with continuous measurement of the populations in each well. For each temperature we make 10 independent SPGPE runs. From each SPGPE run we extract the dependence $Z(t)$ by integrating the coordinate-space solution over regions spanned by each potential well. Figure 5 shows these dependencies obtained at different temperatures.

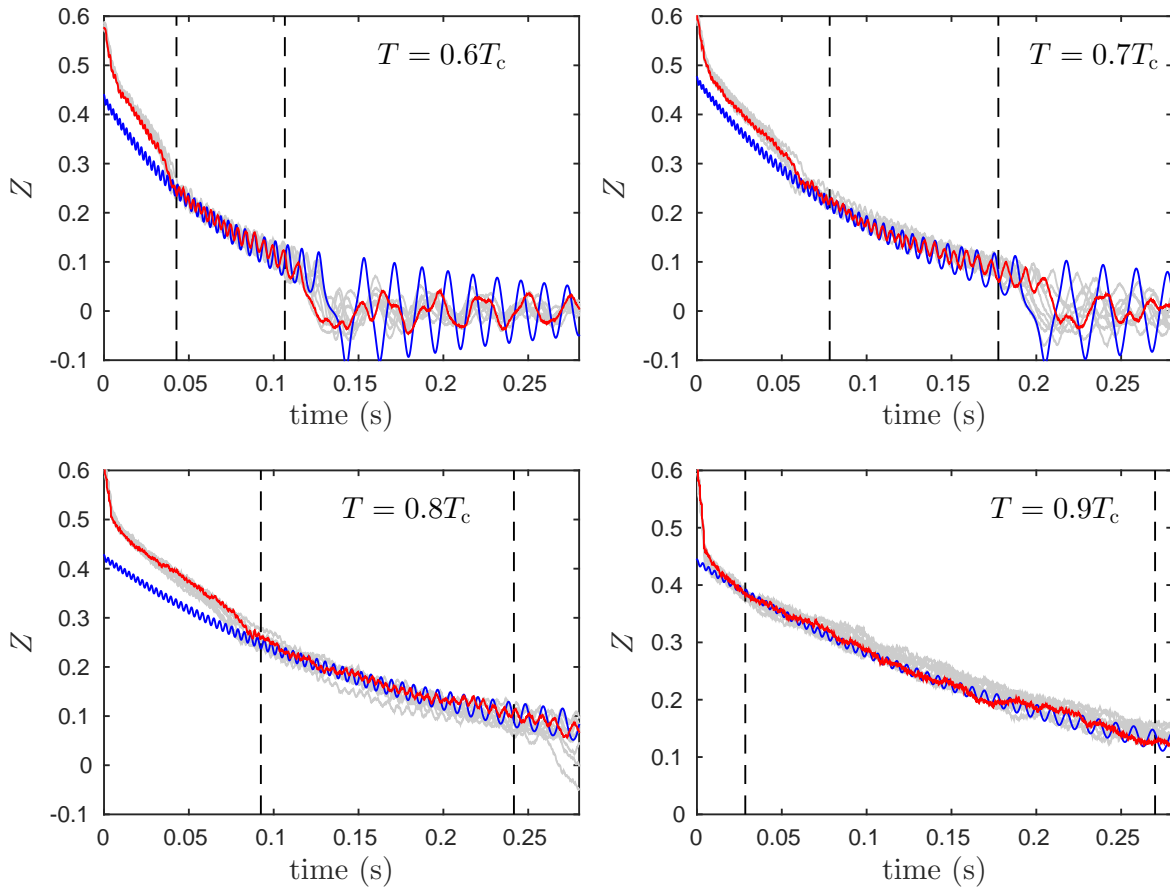


Figure 5. Population imbalance dynamics corresponding to the decaying MQST state at four different temperatures. Red line on each panel is the result of one SPGPE run, blue lines — solutions of the Josephson equations. Light gray lines on the background show the results of all other SPGPE runs with the same temperature. Dashed vertical lines mark the regions that were used to extract the decay rates.

Let us first analyze the obtained $Z(t)$ dependencies, and in particular their difference from the solutions of the Josephson equations. The initial sharp drop of the

population imbalance within first $5\ \mu\text{s}$ is due to the barrier move. Afterwards we observe decaying MQST state similar to the figure 1. This part of the evolution is qualitatively well reproduced by the RSJ model (1, 2). The amplitude of the Josphson oscillations is however noticeably lower than obtained from RSJ model calculations. This is mainly due to the fact that populations obtained in SPGPE simulations effectively contain all modes of the C -region, not only the condensate mode. The other feature observed in the simulations, making them different from the prediction of RSJ model is an additional “kink” of the decay rate at $Z \approx 0.3$. This additional dissipative effect is persistent across multiple SPGPE runs and for all temperatures up to $0.8T_c$. This effect is likely a result of a resonant generation of one of the low-energy collective modes of the trap. A similar dissipative effect was studied in [14] however for a quite different toroidal geometry of the trapping potential.

In order to calculate the decay rate τ_{MQST}^{-1} we make an exponential fit for the part of $Z(t)$ dependence that correspond to the decaying MQST state. For the exponential fit we choose the region of $Z(t)$ after the “kink” mentioned above and before the transition to the plasma oscillations. Using the values of $\omega_C(T)$ calculated from the static HF approximation we can now extract the effective normal conductance as $G_{\text{eff}} = \tau_{\text{MQST}}^{-1}/\omega_C$. The results are presented in figure 6. These values can be compared to the values of damping parameter γ defined by (8), which represent the normal conductance in the “silent” version of the model. We see that the “noisy” dynamics introduces on average only a small bias to the conductance, which may be as well due to some small inaccuracy in the ω_C calculation. Therefore we can conclude that the decay process of the MQST Josephson state is much less sensitive to the thermal noise compared with e.g. quantum vortex decay [21], where noisy and noise-less dynamics provide the decay rates that are different by an order of magnitude. One may also see that the spread of the values obtained from the individual SPGPE runs is rather small and therefore averaging over only 10 runs provides a reliable approximation.

It is worth noticing, that at the highest considered temperature $T = 0.9T_c$ the Josephson oscillations are not observable any more in $Z(t)$ dependence (see lower right panel of figure 5) due to a partial loss of coherence in the system. Nevertheless, the extracted normal conductance still shows the value which is close to the noise-less approach.

It is also instructive to compare the obtained results with the model of the ballistic transport of thermal atoms [2, 5]. This model approximates the normal conductance by the Arrhenius-Kramers formula, which in our notation can be written as:

$$G_{\text{bal}} = \frac{1}{k_B T} \frac{\omega_r}{2\pi} \frac{\tilde{N}}{N_T} e^{-\frac{U_b - \mu}{k_B T}}. \quad (18)$$

This formula can be easily evaluated using the values of \tilde{N} and μ from the static HF approximation (see figure 6).

The ballistic conductance described by this formula is due to the tunneling of thermal particles through the barrier. Such process can not be captured by C -field

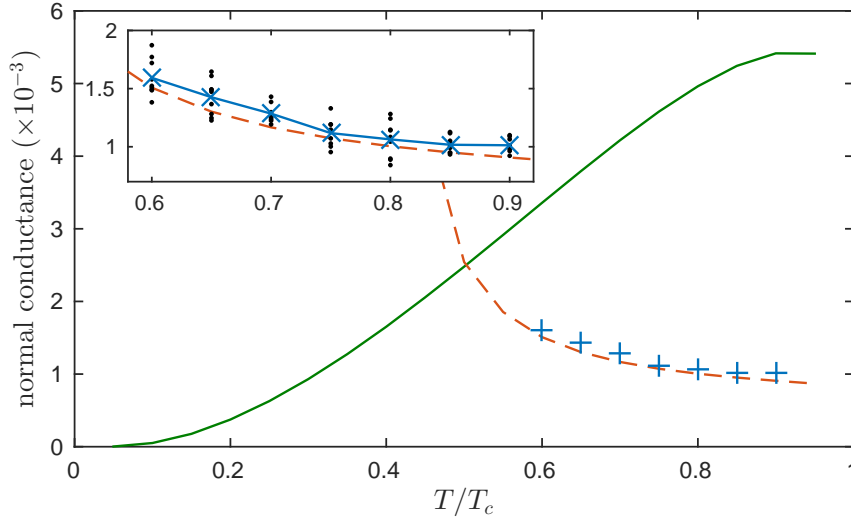


Figure 6. Temperature dependence of the normal conductance in the bosonic Josephson junction. Shown are the results of SPGPE simulations (blue crosses), the damping parameter $\gamma(T)$ from the equation (8) (dashed red line), and the estimate of Arrhenius-Kramers formula (18) (solid green line). The inset shows more closely the values extracted from SPGPE dynamics (black dots show the results of individual SPGPE runs, crosses — their average for each temperature, the solid line connecting crosses is a guide for the eye).

methods as the incoherent region is assumed to be always in equilibrium. The Arrhenius-Kramers formula estimates the rate at which two thermal clouds with different chemical potentials come to an equilibrium. Instead the decay in SPGPE reflects the equilibration between the thermal cloud and two condensates. In reality both these processes always take place and comparison of the decay rates allows to suggest which of them will be the main dissipative mechanism driving the system to its equilibrium state. We can conclude that as in the considered temperature region we get $G_{\text{bal}} \gg G_{\text{eff}}$, then the first process (equilibration between two thermal clouds) saturates much faster and the second process dominates the decaying Josephson dynamics of the system.

Interestingly, near the temperature $T = 0.5T_c$, where the normal conductance was measured in [5], both processes may have comparable decay rates. However, this point is already beyond the validity region of the SPGPE, so any extrapolation can be misleading.

6. Conclusions

We have implemented the formalism of stochastic projected Gross-Pitaevskii equation to the system of two weakly coupled atomic BECs. We show how the relevant characteristics of a finite-temperature bosonic Josephson junction can be extracted from the static Hartree-Fock approximation and used to analyze the dynamical SPGPE results.

Using the developed implementation we have analyzed the decay dynamics of a self-trapped state in a bosonic Josephson junction. Our calculations conform with the RSJ model where the thermal effects are encapsulated in the normal Ohmic contribution to the total particle current. The corresponding normal conductance appears to be noise insensitive and completely described by the damping parameter γ defined in the SPGPE model. For high temperatures close to T_c the development of thermal decoherence is observed as a reduction or complete suppression of the Josephson oscillations between two condensates. Nevertheless, the effective normal current still agrees well with the prediction of the noise-less model.

The results are compared with the qualitative estimate of ballistic transport model. These comparison suggests that two processes of thermalization (between two thermal clouds and between thermal cloud and BEC) may have similar characteristic time scales in a certain temperature range which opens intriguing possibilities to study their competition in the existing experimental setups.

Acknowledgements

The author is thankful to Michael Weyrauch and Marc Momme for fruitful discussions and comments on the manuscript.

References

- [1] Antonio Barone and Gianfranco Paternò. *Physics and Applications of the Josephson Effect*. John Wiley and Sons Inc., New York, 1982.
- [2] Ivar Zapata, Fernando Sols, and Anthony J. Leggett. Josephson effect between trapped Bose-Einstein condensates. *Phys. Rev. A*, 57:R28–R31, Jan 1998.
- [3] S. Giovanazzi, A. Smerzi, and S. Fantoni. Josephson effects in dilute Bose-Einstein condensates. *Phys. Rev. Lett.*, 84:4521–4524, May 2000.
- [4] Michael Albiez, Rudolf Gati, Jonas Fölling, Stefan Hunsmann, Matteo Cristiani, and Markus K. Oberthaler. Direct observation of tunneling and nonlinear self-trapping in a single bosonic Josephson junction. *Phys. Rev. Lett.*, 95:010402, Jun 2005.
- [5] S. Levy, E. Lahoud, I. Shomroni, and J. Steinhauer. The ac and dc Josephson effects in a Bose-Einstein condensate. *Nature*, 449(7162):579–583, 2007.
- [6] C. Ryu, P. W. Blackburn, A. A. Blinova, and M. G. Boshier. Experimental realization of Josephson junctions for an atom SQUID. *Phys. Rev. Lett.*, 111:205301, Nov 2013.
- [7] F. Jendrzejewski, S. Eckel, N. Murray, C. Lanier, M. Edwards, C. J. Lobb, and G. K. Campbell. Resistive flow in a weakly interacting Bose-Einstein condensate. *Phys. Rev. Lett.*, 113:045305, Jul 2014.
- [8] Tilman Zibold, Eike Nicklas, Christian Gross, and Markus K. Oberthaler. Classical bifurcation at the transition from Rabi to Josephson dynamics. *Phys. Rev. Lett.*, 105:204101, Nov 2010.
- [9] Marta Abad and Alessio Recati. A study of coherently coupled two-component Bose-Einstein condensates. *The European Physical Journal D*, 67(7):148, Jul 2013.
- [10] S. Raghavan, A. Smerzi, S. Fantoni, and S. R. Shenoy. Coherent oscillations between two weakly coupled Bose-Einstein condensates: Josephson effects, π oscillations, and macroscopic quantum self-trapping. *Phys. Rev. A*, 59:620–633, Jan 1999.
- [11] M. E. Lebedev, D. A. Dolinina, Kuo-Bin Hong, Tien-Chang Lu, A. V. Kavokin, and A. P.

- Alodjants. Exciton-polariton Josephson junctions at finite temperatures. *Scientific reports*, 7(1):9515, 2017.
- [12] I. Marino, S. Raghavan, S. Fantoni, S. R. Shenoy, and A. Smerzi. Bose-condensate tunneling dynamics: Momentum-shortened pendulum with damping. *Phys. Rev. A*, 60:487–493, Jul 1999.
 - [13] E. B. Magnusson, H. Flayac, G. Malpuech, and I. A. Shelykh. Role of phonons in Josephson oscillations of excitonic and polaritonic condensates. *Phys. Rev. B*, 82:195312, Nov 2010.
 - [14] Y. M. Bidasyuk, O. O. Prihodko, and M. Weyrauch. Phonon-Josephson resonances in atomtronic circuits. *Phys. Rev. A*, 94:033603, Sep 2016.
 - [15] L. Pitaevskii and S. Stringari. Thermal vs quantum decoherence in double well trapped Bose-Einstein condensates. *Phys. Rev. Lett.*, 87:180402, Oct 2001.
 - [16] R. Gati and M. K. Oberthaler. A bosonic Josephson junction. *Journal of Physics B: Atomic, Molecular and Optical Physics*, 40(10):R61, 2007.
 - [17] R. Gati, J. Esteve, B. Hemmerling, T. B. Ottenstein, J. Appmeier, A. Weller, and M. K. Oberthaler. A primary noise thermometer for ultracold Bose gases. *New Journal of Physics*, 8(9):189, 2006.
 - [18] D. J. Papoular, L. P. Pitaevskii, and S. Stringari. Fast thermalization and Helmholtz oscillations of an ultracold Bose gas. *Phys. Rev. Lett.*, 113:170601, Oct 2014.
 - [19] M. J. Bijlsma, E. Zaremba, and H. T. C. Stoof. Condensate growth in trapped Bose gases. *Phys. Rev. A*, 62:063609, Nov 2000.
 - [20] A. S. Bradley, P. B. Blakie, and C. W. Gardiner. Properties of the stochastic Gross-Pitaevskii equation: finite temperature Ehrenfest relations and the optimal plane wave representation. *Journal of Physics B: Atomic, Molecular and Optical Physics*, 38(23):4259, 2005.
 - [21] S. J. Rooney, A. S. Bradley, and P. B. Blakie. Decay of a quantum vortex: Test of nonequilibrium theories for warm Bose-Einstein condensates. *Phys. Rev. A*, 81:023630, Feb 2010.
 - [22] A. S. Bradley, C. W. Gardiner, and M. J. Davis. Bose-Einstein condensation from a rotating thermal cloud: Vortex nucleation and lattice formation. *Phys. Rev. A*, 77:033616, Mar 2008.
 - [23] S. J. Rooney, T. W. Neely, B. P. Anderson, and A. S. Bradley. Persistent-current formation in a high-temperature Bose-Einstein condensate: An experimental test for classical-field theory. *Phys. Rev. A*, 88:063620, Dec 2013.
 - [24] Anthony J. Leggett. Bose-Einstein condensation in the alkali gases: Some fundamental concepts. *Rev. Mod. Phys.*, 73:307–356, Apr 2001.
 - [25] Allan Griffin, Tetsuro Nikuni, and Eugene Zaremba. *Bose-condensed gases at finite temperatures*. Cambridge University Press, 2009.
 - [26] Nick P. Proukakis and Brian Jackson. Finite-temperature models of Bose-Einstein condensation. *Journal of Physics B: Atomic, Molecular and Optical Physics*, 41(20):203002, 2008.
 - [27] Oliver Penrose and Lars Onsager. Bose-Einstein condensation and liquid helium. *Phys. Rev.*, 104:576–584, Nov 1956.
 - [28] P. Blair Blakie and Matthew J. Davis. Projected Gross-Pitaevskii equation for harmonically confined Bose gases at finite temperature. *Phys. Rev. A*, 72:063608, Dec 2005.
 - [29] S. Choi, S. A. Morgan, and K. Burnett. Phenomenological damping in trapped atomic Bose-Einstein condensates. *Phys. Rev. A*, 57:4057–4060, May 1998.
 - [30] M. Melé-Messeguer, B. Juliá-Díaz, M. Guilleumas, A. Polls, and A. Sanpera. Weakly linked binary mixtures of $F = 1$ ^{87}Rb Bose-Einstein condensates. *New Journal of Physics*, 13(3):033012, 2011.
 - [31] D. M. Jezek, P. Capuzzi, and H. M. Cataldo. Two-mode effective interaction in a double-well condensate. *Phys. Rev. A*, 87:053625, May 2013.
 - [32] Mauro Nigro, Pablo Capuzzi, Horacio M. Cataldo, and Dora M. Jezek. Effective two-mode model in Bose-Einstein condensates versus Gross-Pitaevskii simulations. *The European Physical Journal D*, 71(11):297, Nov 2017.
 - [33] S. Giovanazzi, J. Esteve, and M. K. Oberthaler. Effective parameters for weakly coupled Bose-Einstein condensates. *New Journal of Physics*, 10(4):045009, 2008.