

Fixed-density boundary conditions in overdamped Langevin simulations of diffusion in channels

L. Ramírez-Piscina

*Departament de Física, Universitat Politècnica de Catalunya,
Avinguda Doctor Marañón 44, 08028 Barcelona, Spain*

(Dated: June 24, 2019)

We consider the numerical integration of Langevin equations for particles in a channel, in the presence of boundary conditions fixing the concentration values at the ends. This kind of boundary conditions appears for instance when considering the diffusion of ions in molecular channels, between the different concentrations at both sides of the cellular membrane. For this application the overdamped limit of brownian motion (leading to a first order Langevin equation) is most convenient, but in previous works some difficulties associated to this limit were found for the implementation of the boundary conditions. We derive here an algorithm that, contrary to previous attempts, does not require the simulation of particle reservoirs, nor the consideration of velocity variables or adjustable parameters. Simulations of brownian particles in simple cases show that results agree perfectly with theory, both for the local concentration values and for the resulting particle flux in nonequilibrium situations. The algorithm is appropriate for the modeling of more complex ionic channels and, in general, for the treatment of analogous boundary conditions in other physical models using first order Langevin equations.

Keywords: Stochastic Differential Equations; Numerical Simulations; Brownian Motion; Boundary Conditions; Ion channels

1. INTRODUCTION

Ionic channels are protein structures at the nanometric scale that permit the crossing of specific ions through the cell membrane, leading to important physiological functions [1]. Ion flow through the channel is driven by the concentration difference between the extracellular and intracellular media, and by the action of electrostatic forces due to the membrane potential. Experiments performed on single channels show the presence of strong fluctuations, both in the ionic flux and in the gating dynamics of the channel [2]. For the modeling of this problem it is often convenient to consider the diffusive motion of ions inside the channel, in combination of some specific dynamics for the gates [1, 3]. In some semimicroscopic approaches this is achieved by means of stochastic differential equations, or Langevin equations, for ion positions and other variables [4–7]. Langevin equations are employed for modeling a large variety of systems in which fluctuations are relevant for their dynamics [8, 9]. In such equations, the dynamic variable obeys a stochastic differential equation in which most microscopic degrees of freedom are substituted by stochastic terms or noises.

We consider here the Langevin dynamics of a population of brownian particles, representing the individual ions, moving in a molecular channel between two particle reservoirs with fixed concentrations, corresponding to those of both sides of the membrane. The low Reynolds number values associated to such small scales imply that inertia is negligible and one can safely take the overdamped limit of the Langevin equation, which means that the problem can be formulated as a set of first order stochastic differential equations for the particle positions.

Whereas other boundary conditions on brownian particles are standard and somewhat trivial in simulations (e.g. absorbing or reflecting boundary conditions [8]),

fixed concentration conditions have turned out to be more difficult to implement efficiently in the overdamped case [10, 11]. Previous attempts involved for instance the simulation of particles in the reservoirs [12, 13], the consideration of random walks as discrete-time Brownian dynamics [14], the employing of velocity variables [15, 16], or some shooting method to empirically finding simulation parameters [17]. Here we make explicit the derivation and procedure of a satisfactory method for these boundary conditions, without such shortcomings, recently implemented in ionic channel simulations [7, 18, 19]. For simplicity, we will illustrate the method by the simulation of very simple cases, consisting of non-interacting particles in 1-dim static channels devoid of any biological complexity. The treatment of the boundary conditions would be applicable to more complex and realistic situations.

The outline of this article is the following. In the next section we state the problem and show some known theoretical results, which will be useful for interpreting simulations. In Sec. 3 we derive the algorithm for the boundary conditions with fixed concentration values. In Sec. 4 we perform numerical simulations in order to check the method. In view of the obtained results we also discuss some assumptions that are implicit in this kind of boundary conditions. We end with some conclusions.

2. LANGEVIN EQUATION WITH FIXED CONCENTRATIONS BOUNDARY CONDITIONS

We consider the temporal evolution of an ensemble of independent brownian particles, moving in the overdamped limit in an external potential $V(x)$ through a channel of length L . For simplicity we consider here the one dimensional dynamics in the x -direction of the parti-

cles. The extension of the method to a three-dimensional system in contact with a surface with fixed concentration is immediate. The Langevin equation for the position $x \in (0, L)$ of each of the particles is then

$$\gamma \dot{x} = -\frac{dV(x)}{dx} + \xi(t), \quad (1)$$

where γ is a friction coefficient and $\xi(t)$ is a gaussian white noise with zero mean and correlation given by

$$\langle \xi(t)\xi(t') \rangle = 2\gamma k_B T \delta(t - t'). \quad (2)$$

Noises acting on different particles are independent (uncorrelated). These equations have been constructed verifying the fluctuation-dissipation theorem, and then lead to the correct equilibrium solutions. Here we will put the system in a nonequilibrium situation by considering the channel connecting two reservoirs with fixed values of particle concentration placed at both ends of the channel, and adding an external field acting on the particles.

Let ρ_1, ρ_2 be the particle concentration (i.e. number of particles per unit length in the channel) at $x = 0, L$ respectively. In the case of a very narrow channel connecting two large volumes, the values of ρ_1, ρ_2 are related with the three-dimensional concentrations c_i (particles per unit volume at the reservoirs) by $\rho_i = A c_i$, with A being the transversal section of the channel. Note that for a very narrow channel and large and well mixed reservoirs the flow of ions will have a negligible effect on the values of the concentrations at the reservoirs, which permits to consider constant values for the boundary conditions. In order to have a theoretical reference for the simulation results it is convenient to consider the Fokker-Planck equation for the concentration $\rho(x, t)$ [8]. It reads

$$\frac{\partial \rho(x, t)}{\partial t} = -\frac{\partial}{\partial x} f(x) \rho(x, t) + D \frac{\partial^2}{\partial x^2} \rho(x, t), \quad (3)$$

with the drift velocity $f(x)$ and the diffusion coefficient D given by

$$f(x) = -\frac{1}{\gamma} \frac{dV}{dx}, \quad D = \frac{k_B T}{\gamma} \quad (4)$$

The steady solution of Eq. 3 with these boundary conditions can be written as

$$\rho(x) = e^{-V(x)/k_B T} \left(\rho_1 e^{V(0)/k_B T} - J \frac{\gamma}{k_B T} \int_0^x e^{V(x')/k_B T} dx' \right), \quad (5)$$

with J being the steady current of particles, which is given by

$$J = \frac{k_B T}{\gamma} \frac{\rho_1 e^{V(0)/k_B T} - \rho_2 e^{V(L)/k_B T}}{\int_0^L e^{V(x')/k_B T} dx'}. \quad (6)$$

In the particular case of particles moving under the action of a constant drift (for instance charges q inside a planar capacitor with voltage ϕ , which constitutes a

model for a membrane channel), we can write $V(x) = q\phi(x - x_1)/L$. Then the current is

$$J = -\frac{q\phi}{\gamma L} \frac{\rho_1 - \rho_2 \exp(q\phi/k_B T)}{1 - \exp(q\phi/k_B T)}. \quad (7)$$

For large voltages the current is controlled by the rate at which particles can enter into the channel, which translates into a dependence on one of the boundary concentrations, depending on the sign of the voltage. That is, for $q\phi/k_B T \gg 1$ we have $J \simeq -q\phi\rho_2/\gamma L$, whereas for $q\phi/k_B T \ll -1$ we have $J \simeq -q\phi\rho_1/\gamma L$. Between these two limiting regimes the system presents a crossover in which the current is regulated both by the different concentrations at both boundaries and by the value of the voltage. When checking numerical results it will be appropriate to consider cases from each of these three regimes.

3. NUMERICAL ALGORITHM

3.1. Time-discretized Langevin dynamics

Let us consider a temporal step Δt . An explicit Euler algorithm for the evolution of the position variable of the brownian particle of Eq. 1 calculates the new $x(t + \Delta t)$ by using the values at the old position $x(t)$:

$$x(t + \Delta t) = x(t) + f(x(t))\Delta t + \sqrt{2D\Delta t} \chi, \quad (8)$$

where χ is a gaussian random number of zero mean and unit variance. For later use we can also write an equivalent formulation by means of the conditional probability density

$$p(x, x') = \frac{1}{\sqrt{4\pi D\Delta t}} \exp -\frac{(x - x' - f(x')\Delta t)^2}{4D\Delta t}, \quad (9)$$

where $p(x, x')dx$ is the probability of a particle being at a position in the interval $(x, x + dx)$ at the end of the time step (at time $t + \Delta t$) if it was at position x' at the beginning (at time t).

This last expression corresponds, for a constant drift (x -independent f), to the result that can be directly obtained from the diffusive motion of the original Langevin Eq. 1. Therefore Eq. 9 is exact for any Δt in such constant drift case.

3.2. Boundary conditions

The boundary conditions will be implemented in the following way. The particles in the system evolve according to Eq. 1 until at the end of any time step any of the particles escape from the limits of the system. In this moment the particle disappears from the simulation and it is never re-used. At the same time there exists a certain probability for new particles entering into the system through each boundary at each time step.

These new particles, appearing with a given probability, start their dynamics at some initial position (which has also to be determined), and evolve together with the rest of the particles until at some time step they could also exit from the system. The objective here is to calculate this apparition probability and to determine the distribution of initial positions.

3.2.1. Rate of new particles

Let us consider the left boundary at $x = 0$. The other boundary at $x = L$ can be treated in an equivalent way. We consider the semi-infinite domain $(-\infty, 0)$ (the particle reservoir) where they are supposed to exist an infinite number of virtual particles with a homogeneous concentration (particles per unit length) ρ_1 , all evolving with the dynamics of Eq. 1 but with a constant value of the drift equal to that of the boundary, i.e. $f = f(0)$. Some of these virtual particles can enter into the system and have a position $x > 0$ at the end of the time step Δt . Let $\rho_{in}(x)$ be the local density inside the system of these new particles that in the previous step were outside the system. It can be calculated by using Eq. 9 as

$$\rho_{in}(x) = \int_{-\infty}^0 dx' \rho_1 p(x, x') = \frac{\rho_1}{2} \operatorname{erfc} \left(\frac{x - f\Delta t}{\sqrt{4\pi D\Delta t}} \right). \quad (10)$$

The mean number of particles entering through this boundary during the time step Δt can be calculated by integrating this density. After some manipulations we get

$$\langle N \rangle = \int_0^\infty dx \rho_{in}(x) = \rho_1 \sqrt{D\Delta t} q(a), \quad (11)$$

where a and the function $q(x)$ are given by

$$a = -f\sqrt{\frac{\Delta t}{4D}} \quad (12)$$

$$q(x) = -x \operatorname{erfc}(x) + \frac{1}{\sqrt{\pi}} \exp -x^2. \quad (13)$$

Since the particle arrivals are independent events, the number of particles that enter into the system at each time step should be chosen from a Poisson distribution with the mean number $\langle N \rangle$ calculated in Eq. 11. This can be done by using standard techniques [20]. However, for small Δt and not very large densities, one has $\langle N \rangle \ll 1$ and the generation of the Poisson random number can be avoided. In such case one can neglect the possibility of two or more particles appearing during the same time step through the same boundary and identify the obtained mean value with the probability of appearing one single particle, i.e. $p^{(1)} \simeq \langle N \rangle$. The algorithm then reduces to the generation at each time step of an uniform random value $\chi \in (0, 1)$, and its comparison with $p^{(1)}$. If $\chi \leq p^{(1)}$ one particle is entered by the boundary, and otherwise no particle is entered.

3.2.2. Position of entering particles

Once decided the number of particles entering into the system during the temporal step, their initial position has to be determined. They cannot be placed at exactly the boundary, since they would leave the system by diffusion almost immediately. Basically the initial position of new particles follows the probability Eq. 10, once normalized by Eq. 11. That is, the new positions of the entering particles have the probability density $p(x)$ given by

$$p(x) = \frac{1}{2q(a)\sqrt{D\Delta t}} \operatorname{erfc} \left(\frac{x - f\Delta t}{\sqrt{4\pi D\Delta t}} \right). \quad (14)$$

In order to sample the probability density, the standard method involves the inversion of the associated distribution function [20]. This distribution function is obtained by integration of the probability. The result for $p(x)$ is

$$F(x) = \int_0^x p(x) dx = 1 - \frac{q\left(\frac{x - f\Delta t}{\sqrt{4\pi D\Delta t}}\right)}{q(a)}. \quad (15)$$

Then, for each new particle entering into the system one should obtain a uniform random number $\chi \in (0, 1)$, and the desired initial position is given by

$$x = F^{-1}(\chi). \quad (16)$$

The actual inversion of $F(x)$ can be done numerically, for instance by saving in a table a series of values of $F(x)$ at the beginning of the simulation, and performing afterwards interpolations for the desired values of $F(x)$. For large x (i.e. $F(x)$ very close to 1) one can use the approximation

$$x \simeq f\Delta t + \sqrt{-4\gamma k_B T \Delta t \ln(2\sqrt{\pi} q(a)(1 - \chi))} \quad (17)$$

In our simulations we have employed a Newton's method by using an approximate guess and by using the fact that the derivative of $F(x)$ is the function $p(x)$. In this way we can obtain the solution of Eq. 16 by the iteration

$$y_{i+1} = \frac{1}{\operatorname{erfc} y_i} \left(\frac{1}{\sqrt{\pi}} e^{-y_i^2} + (1 - \chi) q(a) \right) \quad (18)$$

until the desired convergence is achieved. The initial position of the new particle is then obtained as

$$x = f\Delta t + \sqrt{4\gamma k_B T \Delta t y} \quad (19)$$

4. SIMULATION RESULTS AND DISCUSSION

4.1. Checkings of the algorithm

We have performed simulations of brownian particles following the dynamics of Eq. 1 in a channel of length $L = 4$. The chosen temperature has been $k_B T = 25$ and

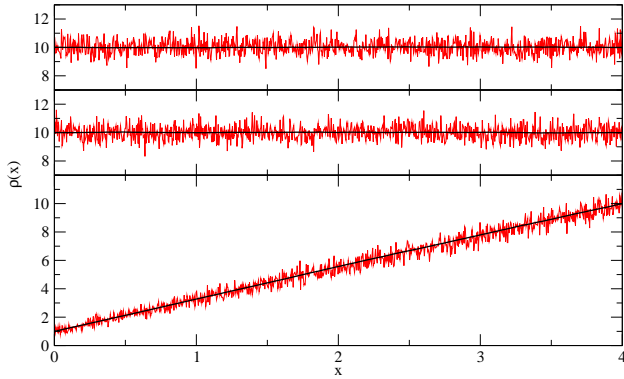


Figure 1: Particle concentration vs. position in the steady state for different values of the external potential ϕ and boundary conditions ρ_1, ρ_2 . Red lines: average over 10000 independent realizations of the system; black lines: average on a single realization over a temporal window $T_{\text{meas}} = 10^6$. Top: $q\phi = 0$, $\rho_1 = \rho_2 = 10$; middle: $q\phi = 8k_B T$, $\rho_1 = \rho_2 = 10$; bottom: $q\phi = 0$, $\rho_1 = 1$, $\rho_2 = 10$.

the friction parameter $\gamma = 1000$. The temporal step has been taken as $\Delta t = 10^{-4}$. In a system of units based on length 1 nm, time 0.1 μs and energy 1 meV these values enter into the appropriate order of magnitude for ionic molecular channels. As a check of the algorithm we study the particle concentration along the channel and the resulting particle flux in different cases. Particle densities have been calculated by using $n = 1000$ spatial bins of width $\Delta x = L/n$, and by counting the number of particles inside each bin at each step.

In a first run of tests we have considered a constant deterministic drift $f(x) = f$, whose value has been varied. For convenience we write $f = -q\phi/\gamma L$, where $q\phi$ is the potential energy difference between both ends of the channel. Then q and ϕ could be understood as the electric charge of the particle and the external electric voltage respectively. For this situation we have considered different values of concentration as boundary conditions at both ends of the channel.

We first simulate cases with the same value of concentration at both ends of the system, $\rho_1 = \rho_2 = 10$. In this case the steady particle distribution is a constant, equaling the value at the boundaries, for any value of the drift. Measured densities, however, are expected to present large fluctuations (since the particles are non-interacting, the number of them in each bin follows a Poisson distribution, from which it can be seen that values of local density should have a dispersion of order $\sigma_{\rho(\Delta x)} = \sqrt{\rho/\Delta x}$). It is hence most convenient averaging either by running many independent realizations of the system (reducing dispersion by $1/\sqrt{N}$) or by performing time averages in the steady state. This is shown in Fig. 1. At the top we present an equilibrium situation with no external field applied (i.e. $q\phi = 0$). The red line is the average of 10000 independent realizations, taken once reached the steady state. The result presents the correct steady solution, with a dispersion of values $\sigma_i = 0.512$ very close to the expected fluctuations $\sigma_{\rho(\Delta x)}/\sqrt{N} = 0.5$.

The black line is a long temporal average of a single realization in the steady state during a window $T_{\text{meas}} = 10^6$. Here dispersion is strongly reduced, and it can be seen that results converge perfectly to the expected solution $\rho(x) = 10$.

By imposing an external field ($q\phi = 8k_B T$) and maintaining the same boundary conditions we get the results shown at the middle of Fig. 1. We also show averages over 10000 independent realizations (red line) and a long temporal average during a window $T_{\text{meas}} = 10^6$ (black line). We are no longer in an equilibrium situation, but the results agree as well with the steady state solution $\rho = \text{constant}$. The dispersion of values $\sigma_i = 0.507$ is also very close to the expected value 0.5.

This agreement is remarkable since the concentration value at the boundaries is imposed in the simulation by the mean rate at which new particles enter into the system only, which is calculated by using the boundary condition and the local value of the drift, but not using the expected flux nor any other aspect of the solution of the problem. The dynamics of the particles (and their eventual exit from the system) is given exclusively by the trajectories of the Langevin equation Eq. 1, without using the value of the prescribed concentration nor any other data. It is also worth to remark that there is not visible any boundary layer near the ends, as it could occur in some other approaches.

Note that by comparing the resulting particle densities in the cases without and with external field (top and middle plots in Fig. 1), they are completely indistinguishable. They both present fluctuations that are uncorrelated in space, and of the same magnitude. Their local mean values are given by the solution of the Fokker-Planck equation Eq. 3, and for this equation the presence of a constant drift is equivalent to the switching to a moving reference frame. Therefore in this situation with homogeneous mean density the invariance of the results when changing the field was expected.

We also test the steady solution reached by the system between boundaries with very different concentration values. For $q\phi = 0$ and $\rho_1 = 1$, $\rho_2 = 10$ simulation results for local concentration are presented with the same statistics the other cases at the bottom of Fig. 1. In this case the steady solution between both values has a constant slope. Again results converge to the theoretical solution by means of a long temporal averaging. It is observed that fluctuations are larger in the higher concentration side, as expected, and reduced at the other boundary.

Simulation results and theoretical predictions are compared in Fig. 2 for a large external field $q\phi = 8k_B T$ and boundary conditions with very different concentration values. Simulation results (fluctuating colored lines) are averages for 10000 realizations. Black lines correspond to the theoretical prediction of Eq. 5. In one case (blue line) both external field and concentration gradient drive the flow in the same direction, towards the left side, whereas in the other case both mechanisms act towards opposite directions. As it can be seen in both cases the agreement is very good. Long temporal averages for

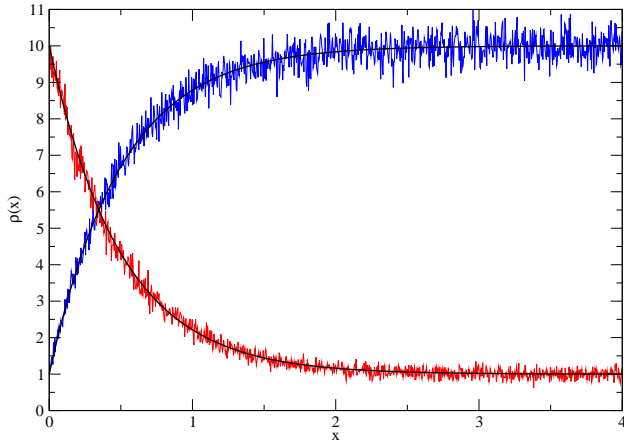


Figure 2: Particle concentration vs. position in simulations with an constant external field $q\phi = 8k_B T$. Colored lines are simulation results averaged for 10000 independent realizations; black lines are theoretical predictions from Eq. 5. Blue: $\rho_1 = 1$, $\rho_2 = 10$; red: $\rho_1 = 10$, $\rho_2 = 1$.

both cases have also been obtained (not shown), being the results virtually indistinguishable from the theoretical lines.

Next we have tested the prediction for the particle flux, Eq. 7. For this test we have considered the situation with very different concentration values at both ends of the channel, $\rho_1 = 10$ and $\rho_2 = 1$, and performed simulations for different values of the drift, in order to span very different regimes. We have averaged the results over a time $T_{\text{meas}} = 10^6$. In Fig. 3 we show theoretical predictions and simulation results for particle flux through the channel. We see that the agreement is virtually perfect in all regimes: namely for flux controlled by the concentration of a single end (i.e. very large voltages, either positive or negative) in which current is proportional to voltage, and for the crossover regime in which the flux is controlled by the concentration of both ends. In fact, by analyzing the obtained values, the differences with theoretical results are of the order of magnitude of the expected statistical uncertainties (since the crossing of individual particles are independent events, the total number of them in a temporal span T_{meas} is a Poisson process, which implies that the variance in the measured mean flux should be $\sigma_J^2 = J/T_{\text{meas}}$).

We finally simulate the case of a channel with a potential barrier in the middle. This could be representative of an ionic channel with a more complex potential landscape, or with the presence of a gate. Following the shape of the gates used in Refs. [7, 18, 19] we add a gaussian barrier to the constant drift, with which the total potential reads

$$V(x) = q\phi(x - x_1)/L + V_b \exp - \frac{(x - x_b)^2}{2l^2}, \quad (20)$$

where V_b is the height, l is the width, and x_b is the center position of the barrier. We have taken the values $V_b = 8K_B T$, $l = L/16$, $x_b = L/2$, and the potential energy difference $q\phi = -8k_B T$. In this case the constant

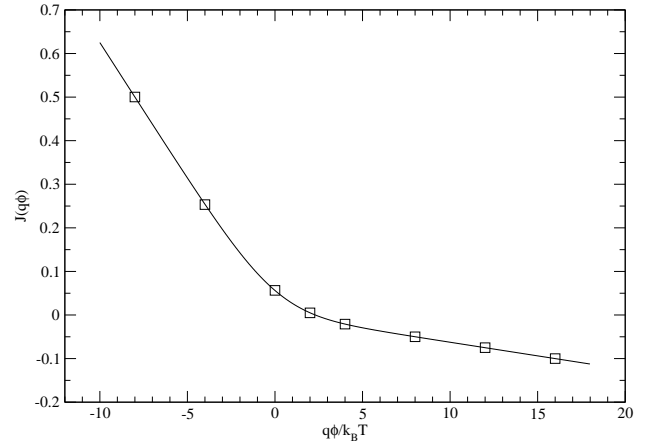


Figure 3: Particle flux (particles crossing the channel per unit time, averaged for a total time $T_{\text{meas}} = 10^6$) vs. potential energy, with boundary conditions $\rho_1 = 10$ and $\rho_2 = 1$. Line: theoretical prediction of Eq. 7; symbols: simulation results.

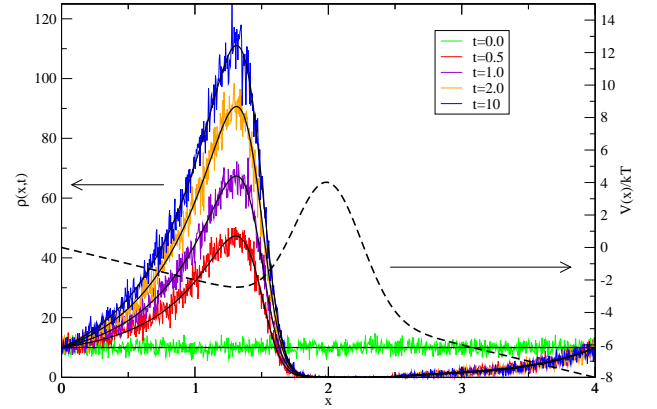


Figure 4: Particle concentration vs. position during the transient ($t = 0, 0.5, 1, 2$) and in the steady state ($t = 10$). Simulations are performed with an external potential $q\phi = -8k_B T$ and a potential barrier as specified in Eq. 20, also represented. Colored lines: simulation results averaged for 10000 independent realizations; black lines: numerical integration of Eq. 3; dashed line: applied potential acting on the particles.

force term pushes the particles towards the right side, but they are trapped due to the barrier and the resulting flow is reduced. As a result it is observed a slow transient during which a large number of particles are being accumulated until the system reaches the steady state. We have followed this transient and compared it with the direct numerical integration of the Fokker-Planck equation Eq. 3. Results are presented in Fig.4. We see in this figure that the agreement is very good during all the transient. It is remarkable that the rate at which particles are accumulating depends critically on the balance of entering and exiting particles, and hence on the boundary conditions.

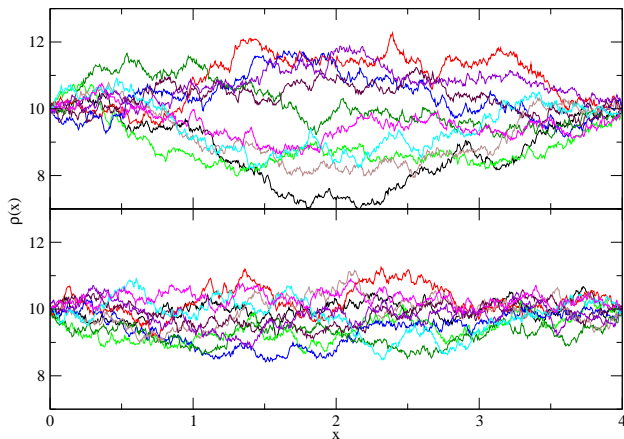


Figure 5: Particle concentration vs. position for temporal averages $T_{\text{meas}} = 10^3$ in the steady state. Top: $q\phi = 0$; bottom $q\phi = 8k_B T$.

4.2. Boundary conditions revisited

The proposed algorithm for the fixed concentration boundary conditions belongs to the class of methods that assign probabilistic rules for the appearance of new particles at the boundaries [15–17]. An important difference of this type of algorithms from others using buffer zones or particle reservoirs is that in the latter methods the dynamics at the boundary outside the system is simulated with buffer particles, which implies that some assumptions on this dynamics (for instance the size of the buffer zone, or the criteria for maintaining constant concentration) have to be established. The validity of these assumptions should be discussed in terms of the real physics of the system at hand.

In fact, also in the present algorithm (and in other algorithms assuming the probabilistic appearance of particles at the boundary) an important assumption has been implicitly assumed: the probability of new particles entering into the system does not depend of past exit events, and as a consequence the boundary losses memory of any exiting particle instantaneously. This is equivalent to say that the particle reservoirs (which are not explicitly simulated) are assumed to be mixed at each time step. An immediate effect is an implicit loss of temporal correlations near the boundaries. We will illustrate the consequences of this assumption by returning to the simple simulations of the channel without barrier and with the same values of prescribed concentrations at both ends of the channel.

We show again in Fig. 5-top results for the equilibrium situation with no external field applied ($q\phi = 0$) as in Fig. 1-top. Here we show several temporal averages calculated in shorter windows $T_{\text{meas}} = 10^3$. We clearly see here that when performing temporal averages the appearance of the fluctuations are radically different from when performing averages over independent realizations. Namely the concentration values in different positions are correlated when they are calculated by temporal aver-

ages, due to the contribution of the same particles moving diffusively across the system, which results in the shape of the fluctuations appearing in the figure. Short length fluctuations are short lived (their associated diffusion times have smaller diffusion times $\sim \lambda^2/D$) and they are averaged out. This is so because the effective number of independent observations of a statistical quantity with correlation time T_{corr} in a temporal window T_{meas} is of the order of $T_{\text{meas}}/2T_{\text{corr}}$, and the resulting dispersion is reduced as the square root of this effective number (see for instance [21]). However long length fluctuations are slower and do not disappear in not very long temporal averages. This is manifested in the large dispersion of results that can be seen at the center of the channel.

This dispersion of results is strongly reduced at the boundaries, as it can also be seen in Fig. 5-top. Since the loss of temporal correlations is produced at the boundaries, fluctuations there will have shorter correlation times than in the middle of the system. As a result statistical dispersion after temporal averaging will also be shorter near the boundaries, and the averaged concentration values will better converge to the prescribed values of boundary conditions there. When performing even shorter temporal averages (not shown) dispersions are seen to be larger in the middle of the system but they are also reduced at both ends, in such a way that the prescribed concentration values are also verified.

In Fig. 5-bottom we present the case with the same concentration at the boundaries, but with an applied field $q\phi = 8k_B T$. Differently from what observed in Fig. 1, temporal averages are no longer invariant when changing the field. Dispersion at the ends are also reduced and the boundary conditions are well verified, but dispersion in the middle of the channel is smaller than in the equilibrium case. This is due to the deterministic drift given by the external field. Particles in average remain in the system a ballistic time of the order of $L/q\phi$, smaller than the diffusion time, and therefore there is a shorter time to develop density fluctuations. The lifetimes of the largest fluctuations are shorter than in the equilibrium case and, as a consequence, the same simulation times permit a better average and the observed dispersion is smaller.

These observations constitute an indication that in Langevin simulations of diffusing particles, constant concentration boundary conditions imply more assumptions than the mere specification of the mean concentration values at the boundaries. To illustrate this point let us consider the case of solving the simplest case of a small piece or segment of length L of a very large (or infinite) channel with a mean density ρ of free particles in equilibrium. At the level of the Fokker-Planck equation for the mean density the appropriate boundary condition will be the fixing of the value of the concentration at both ends of the segment of length L , *i.e.* the same than what has been considered here. But at the level of the Langevin dynamics of the particles, one should expect in this case the presence of density fluctuations of large scale (much larger than the piece size L), which will decay very slowly, at times of the order of its diffusion time. Then, in a fi-

nite time averaging the piece of length L should almost always be in a large fluctuation, and the concentration values of the boundary conditions would almost never be observed.

On the contrary, the way in which we have implemented the boundary conditions in this work (corresponding to the same Fokker-Planck equation and with the same solution for the mean density) does not correspond to a piece of a such much larger homogeneous system, but instead to a system of length L between two boundaries separating the system from reservoirs that are perfectly mixed. It is precisely the loss of correlations at the boundaries which permits the prescribed concentration values to be observable in temporal averages.

5. CONCLUDING REMARKS

We have derived an algorithm for the integration of first order additive Langevin equations in the presence of fixed concentration boundary conditions. The method consists on letting disappear any particle that exit from the system through the boundary, and to the appearing of new particles near the boundaries according to the prescribed condition. For this we have calculated the appearance probability and the distribution of initial positions for the new particles. This method implies that particle memory is lost when crossing the boundary, which is equivalent to resetting the positions of the reservoir particles at each time step. This permits to eliminate fluctuations larger than the system size, which would hinder the verifying of the boundary condition in finite simulations.

In situations in which there is not a perfect mixing in the reservoirs, the method would also be appropriate for modeling separately the microscopic dynamics of the individual particles in the system (*i.e.* the channel) and the concentration dynamics outside the system (for instance by means of more mesoscopic or hydrodynamic models). The resolution of the latter dynamics would then be used as the boundary condition for the former. The only requirement in this case would be that the resulting flux across system had a negligible effect over the reservoirs. This is the important case of a very thin channel joining two large cavities.

This algorithm for the boundary conditions is closely related to what employed in other works [15–17], where the simulation of the particle reservoirs was also avoided by considering the stochastic appearance of new particles

through the boundary. In particular in [17] it was already remarked that some prescription was necessary for the initial position of the new particles in order to avoid the appearance of spurious depletion boundary layers at the boundary, and a specific distribution of new positions was derived provided the flux was known. This fact limited the procedure to analytically resolvable problems or to resorting to a shooting method to adjust a simulation parameter. On the contrary for our algorithm we have directly calculated both appearance and new position probabilities, depending only on the desired boundary condition and on the local drift at the boundary. As a result we obtain in all cases the correct results without the use of any adjustable parameter.

We have checked simulation results in conditions appropriate for modeling molecular ionic channels at the cellular membrane, that is for the brownian dynamics in the overdamped limit of ions with a constant deterministic drift corresponding to the value of the membrane potential. Results agree perfectly with theoretical predictions, both for (steady and transient) density distribution and for resulting mean flux. Moreover the magnitude of fluctuations agree with the expected values.

As already pointed out, the method has no adjustable parameter, and does not involve the explicit simulation of particles in the reservoirs, nor the consideration of velocity variables that should be irrelevant in the low Reynolds limit. The results do not show any trace of residual boundary layers. It can be applied to any model formulated in terms of trajectories of Brownian particles following first order additive Langevin equations of the type of Eq. 1. Therefore it is specially appropriate in Langevin approaches for the study of molecular channels and the modeling of the interaction between gates and individual ions and the action of the membrane potential, as used in [7, 18, 19].

Acknowledgments

This work was performed in the context of an extensive collaboration with Prof. J.M. Sancho in the area of molecular channel dynamics, and many and very fruitful discussions with him are gratefully acknowledged. This work was supported by the Ministerio de Economía y Competitividad (Spain) and FEDER (European Union), under project FIS2015-66503-C3-2-P.

-
- [1] B. Hille, *Ion Channels of Excitable Membranes* (Sinauer, 2001), 3rd ed.
 - [2] C. Hammond, *Cellular and Molecular Neurophysiology* (Academic Press, 2015), 4th ed.
 - [3] D. G. Levitt, Annual review of biophysics and biophysical chemistry **15**, 29 (1986).
 - [4] K. Cooper, E. Jakobsson, and P. Wolynes, Progress in

- biophysics and molecular biology **46**, 51 (1985).
- [5] D. G. Levitt, The Journal of general physiology **113**, 789 (1999).
- [6] K. Lee and W. Sung, Physica A: Statistical Mechanics and its Applications **315**, 79 (2002), ISSN 0378-4371, slow Dynamical Processes in Nature, URL <http://www.sciencedirect.com/science/article/pii/S037843710>

- [7] L. Ramírez-Piscina and J. M. Sancho, EPL (Europhysics Letters) **108**, 50008 (2014).
- [8] C. W. Gardiner, *Handbook of stochastic methods for physics, chemistry and the natural sciences*, vol. 13 of *Springer Series in Synergetics* (Springer-Verlag, Berlin, 2004), 3rd ed., ISBN 3-540-20882-8.
- [9] J. García-Ojalvo and J. M. Sancho, *Noise in Spatially Extended Systems* (Springer, New York, 1999).
- [10] V. Barcion, D. Chen, R. S. Eisenberg, and M. A. Ratner, The Journal of Chemical Physics **98**, 1193 (1993), <https://doi.org/10.1063/1.464342>, URL <https://doi.org/10.1063/1.464342>.
- [11] A. Singer, Z. Schuss, B. Nadler, and R. S. Eisenberg, Phys. Rev. E **70**, 061106 (2004), URL <https://link.aps.org/doi/10.1103/PhysRevE.70.061106>.
- [12] B. Corry, M. Hoyle, T. W. Allen, M. Walker, S. Kuyucak, and S.-H. Chung, Biophysical journal **82**, 1975 (2002).
- [13] A. Gomez-Marín and J. M. Sancho, Phys. Rev. E **77**, 031108 (2008), URL <https://link.aps.org/doi/10.1103/PhysRevE.77.031108>.
- [14] M. F. Schumaker, The Journal of chemical physics **117**, 2469 (2002).
- [15] R. S. Eisenberg, M. M. Klosek, and Z. Schuss, The Journal of Chemical Physics **102**, 1767 (1995), <https://doi.org/10.1063/1.468704>, URL <https://doi.org/10.1063/1.468704>.
- [16] B. Nadler, Z. Schuss, and A. Singer, Phys. Rev. Lett. **94**, 218101 (2005), URL <https://link.aps.org/doi/10.1103/PhysRevLett.94.218101>.
- [17] A. Singer and Z. Schuss, Phys. Rev. E **71**, 026115 (2005), URL <https://link.aps.org/doi/10.1103/PhysRevE.71.026115>.
- [18] L. Ramírez-Piscina and J. M. Sancho, European Physical Journal B **91**, 10 (2018), URL <http://dx.doi.org/10.1140/epjb/e2017-80569-5>.
- [19] L. Ramírez-Piscina and J. Sancho, Physica A: Statistical Mechanics and its Applications **505**, 345 (2018), ISSN 0378-4371, URL <http://www.sciencedirect.com/science/article/pii/S0378437118303784>.
- [20] W. H. Press, S. A. Teukolsky, W. T. Vetterling, and B. P. Flannery, *Numerical Recipes 3rd Edition: The Art of Scientific Computing* (Cambridge University Press, New York, NY, USA, 2007), 3rd ed., ISBN 0521880688, 9780521880688.
- [21] D. W. Heermann, in *Computer Simulation Methods in Theoretical Physics* (Springer, 1990), pp. 8–12.