

Direct detection of Ultra-High Energy WIMPs with a satellite detector like JEM-EUSO

Ye Xu

School of Information Science and Engineering, Fujian University of Technology,
Fuzhou 350118, China
e-mail address: xuy@fjut.edu.cn

Abstract

I study the possibility of directly detecting Ultra-high energy (UHE from now on) WIMPs by the WIMPs interaction with the nuclei in the air. Since neutrinos dominate the events from the spherical crown near JEM-EUSO, all the events from this region are ignored in my work. Then I evaluate the numbers of UHE WIMPs and neutrino detected by JEM-EUSO at different energies ($1 \text{ PeV} < E < 100 \text{ EeV}$) in ten years, respectively. If the energy thresholds are taken to be 20 EeV, neutrino events can be almost rejected in the detection of UHE WIMPs. According to my evaluation, $O(1)$ UHE WIMP events can be detected by JEM-EUSO at energies above 20 EeV in ten years.

Keywords: Ultra-high energy dark matter, Extensive air shower, Superheavy dark matter, Direct detection of dark matter

1 Introduction

It is indicated by the Planck data with measurements of the cosmic microwave background that 26.6% of the overall energy density of the Universe is non-baryonic dark matter [1]. Weakly Interacting Massive Particles (WIMPs from now on), predicted by extensions of the Standard Model of particle physics, are a class of candidates for dark matter [2]. They are distributed in a halo surrounding a galaxy. A WIMP halo of a galaxy with a local density of 0.3 GeV/cm^3 is assumed and its relative speed to the Sun is 230 km/s [3]. At present, one mainly searches for thermal WIMPs via direct and indirect detections [4–11]. Because of the very small cross sections of the interactions between these WIMPs and nucleus (maybe $O(10^{-47} \text{ cm}^2)$) [6, 8], so far one has not found dark matter yet.

It is a reasonable assumption that there exist various dark matter particles in the Universe. Then it is possible that this sector may comprise of non-thermal (and non-relativistic) components. And these particles may also contain a small component which is relativistic and highly energetic. Although the fraction of these relativistic dark matter particles is small in the Universe, their large interaction cross sections (including between themselves and between them and the Standard Model (SM from now on) particles) make it possible to find them. Due to the reasons mentioned above, one has to shift more attention to direct and indirect

detection of UHE WIMPs. In fact, A. Bhattacharya, R. Gaudhi and A. Gupta have discussed the possibility that the PeV events are UHE dark matter particles at IceCube in their work [12]. And it has been discussed the possibility that UHE WIMPs are indirectly probed by JEM-EUSO and IceCube via detecting UHE neutrino signatures from the earth core in my other work [13].

The relativistic WIMPs are mainly generated by two mechanisms in the Universe. one is through the collision of UHE cosmic ray particles and thermal WIMPs. This collision will result in some UHE WIMPs flux. The other is that UHE WIMPs can also originate from the early Universe. There are a non-thermal dark sector generated by the early Universe with its bulk comprised of a very massive relic ϕ in the Universe. This superheavy dark matter [14–18] decays to another much lighter WIMPs χ and its lifetime is greater than the age of the Universe. This lead to a small but significant flux of UHE WIMPs [12, 19–22].

In the present work, I only focus on direct detection of the UHE WIMPs χ induced by the decay of superheavy dark matter ϕ ($\phi \rightarrow \chi\bar{\chi}$). These UHE WIMPs χ , which pass through the Earth and air and interact with nuclei, can be detected by a satellite detector like JEM-EUSO [23], via fluorescent and Cherenkov photons due to the development of extensive air showers. In this detection, the main contamination is from the diffuse neutrinos in the Galaxy.

In what follows, I will estimate the UHE WIMP and background event rates from diffuse neutrinos in JEM-EUSO. And It is discussed the possibility of direct detection of UHE WIMPs induced by the decay of superheavy dark matter.

2 UHE WIMPs flux in the Galaxy

I consider a scenario where the dark matter sector is composed of at least two particle species in the Universe. One is a co-moving non-relativistic scalar species ϕ , with mass $m_\phi \geq 1$ PeV, the other is much lighter particle species χ ($m_\chi \ll m_\phi$), due to the decay of ϕ , with a very large lifetime. And χ comprises the bulk of present-day dark matter. The lifetime for the decay of heavy dark matter to standard model (SM from now on) particles is strongly constrained ($\tau \geq 10^{27} - 10^{28}$ s) by diffuse gamma and neutrino observations [24, 25]. In the present work, τ_ϕ is taken to be 10^{27} s.

The UHE WIMPs flux in the Galaxy is obtained via the following equation [21]:

$$\Phi_\chi = 1.7 \times 10^{-12} \text{cm}^{-2} \text{s}^{-1} \times \frac{10^{28} \text{s}}{\tau_\phi} \times \frac{1 \text{PeV}}{m_\phi}. \quad (1)$$

3 UHE WIMP interaction with nuclei

In the present paper, I take a Z' portal dark matter model [26, 27] for WIMPs to interact with nuclei within the JEM-EUSO detecting zone (see Fig.1). In this model, a new Z' gauge boson is considered as a simple and well-motivated extension of SM (see Fig.1(a) in Ref. [12]). And the parameters in the model are taken to be the same as the ones in Ref. [12], that is, the interaction vertexes ($\chi\chi Z'$ and qqZ') are assumed to be vector-like, the coupling constant G ($G = g_{\chi\chi Z'} g_{qqZ'}$) is chosen to be 0.05 and the Z' and χ masses are taken to be 5 TeV, 10 GeV, respectively. Theoretical models that encompass WIMP spectrum have been discussed in the literature in terms of Z or Z' portal sectors with Z' vector boson typically acquiring

mass through the breaking of an additional U(1) gauge group at the high energies (see Ref. [26, 27]). The UHE WIMP interaction cross section with nucleus is obtained by the following function(see Fig.1(b) in Ref. [12]):

$$\sigma_{\chi N} = 6.13 \times 10^{-43} \text{cm}^2 \left(\frac{E_\chi}{1 \text{GeV}} \right)^{0.518} \quad (2)$$

where E_χ is the UHE WIMP energy.

For neutrino energies above 1 PeV, the interaction cross sections with nucleus are given by simple power-law forms [28]:

$$\sigma_{\nu N}(CC) = 2.69 \times 10^{-36} \text{cm}^2 \left(\frac{E_\nu}{1 \text{GeV}} \right)^{0.402} \quad (3)$$

$$\sigma_{\nu N}(NC) = 1.06 \times 10^{-36} \text{cm}^2 \left(\frac{E_\nu}{1 \text{GeV}} \right)^{0.408} \quad (4)$$

where E_ν is the neutrino energy.

Then the above equations show that $\sigma_{\chi N}$ is smaller by 6-7 orders of magnitude, compared to $\sigma_{\nu, \bar{\nu} N}$, at the same energies. The WIMP and neutrino interaction length can be obtained by

$$L_{\nu, \chi} = \frac{1}{N_A \rho \sigma_{\nu, \chi N}} \quad (5)$$

where N_A is the Avogadro constant, and ρ is the density of matter, which WIMPs and neutrinos interact with.

4 Evaluation of the numbers of UHE WIMPs and neutrinos detected by JEM-EUSO

JEM-EUSO is a space science observatory to explore the extreme-energy cosmic rays and upward-going neutrinos in the Universe [29]. It will place on International Space Station whose altitude H is about 400 km, and orbit the earth every ~ 90 min. The JEM-EUSO telescope has a wide field of view (FOV: $\pm 30^\circ$) and observes extreme energy particles in the two modes (nadir and tilted modes) via fluorescent and Cherenkov photons due to the development of extensive air showers. The nadir mode of JEM-EUSO is only considered in my work. JEM-EUSO has a observational area of about $2 \times 10^5 \text{ km}^2$ in this mode. The duty cycle for JEM-EUSO, R , is taken to be 10%.

UHE WIMPs reach the Earth and pass through the Earth and air, meanwhile these particles interact with matter of the Earth and air. Photons are produced by extensive air showers due to UHE WIMPs interaction with nuclei within the JEM-EUSO detecting zone (see Fig. 1). A small part of these photons will be detected by the JEM-EUSO detector. The number of UHE WIMPs, N_{det} , detected by JEM-EUSO can be obtained by the following function:

$$N_{det} = R \times T \times (A\Omega)_{eff} \times \Phi_\chi \quad (6)$$

where T is the lifetime of the JEM-EUSO experiment and $(A\Omega)_{eff}$ = the observational area \times the effective solid angle $\times P(E, D_e, D)$. Here $P(E, D_e, D) = \exp\left(-\frac{D_e}{L_{earth}}\right) \left[1 - \exp\left(-\frac{D}{L_{air}}\right)\right]$ is the probability that UHE WIMPs interacts with air after traveling a distance between D_e and $D_e + D$, where D is the effective length in the JEM-EUSO detecting zone in the air, D_e are the distances through the Earth, and $L_{earth,air}$ are the UHE WIMP interaction lengths with the Earth and air, respectively.

In what follows, I will make a rough study of $(A\Omega)_{eff}$ and then evaluate the numbers of UHE WIMPs detected by JEM-EUSO. Here I make an assumption that the observational area of JEM-EUSO is regarded as a point in the calculation of the effective solid angle Ω . Under this approximation,

$$(A\Omega)_{eff} \approx P(E, D_e, D) A \int_0^{\theta_{max}} \frac{2\pi R_e^2 \sin\theta}{D_e^2} d\theta. \quad (7)$$

where A is the observational area, R_e is the radius of the Earth, θ is the polar angle for the Earth (see Fig. 1), θ_{max} is the maximum of θ , $D_e = \frac{R_e(1 + \cos\theta)}{\cos\frac{\theta}{2}}$

$$\text{and } D = \frac{H}{\frac{\theta}{\text{ctg}30^\circ \sin\frac{\theta}{2} + \cos\frac{\theta}{2}}}.$$

The background due to diffuse neutrinos is roughly estimated with a diffuse neutrino flux of $E^2 \Phi_\nu = 0.95 \pm 0.3 \times 10^{-8} \text{GeV cm}^{-2} \text{s}^{-1} \text{sr}^{-1}$ [12], where Φ_ν represents the per-flavor flux, by the above method.

5 Results

The numbers of UHE WIMPs and neutrino detected by JEM-EUSO are evaluated at different energy at different θ , respectively. We can obtain UHE WIMP percentages in the upward-going events detected by JEM-EUSO by

$$WIMP\% = \frac{N_{WIMP}}{N_{WIMP} + N_\nu} \quad (8)$$

where N_{WIMP} and N_ν are the numbers of UHE WIMPs and neutrinos detected by JEM-EUSO, respectively. Fig. 2 shows WIMP% at different energy at different θ . From this figure, we can know neutrinos dominate the detected upward-going events in the spherical crown near the observational area of JEM-EUSO. So the events from this zone should be ignored. Besides, this figure shows neutrinos dominate upward-going events at low energy but WIMPs dominate upward-going events at high energy.

Then I evaluate the numbers of UHE WIMPs and neutrino detected by JEM-EUSO at different energy ($1 \text{ PeV} < E < 100 \text{ EeV}$) at the different θ_{max} ($150^\circ, 120^\circ$,

and 90°) in ten years, respectively (see Fig.3-5). Fig. 3 shows that the numbers of UHE WIMPs and neutrinos at $\theta_{max} = 150^\circ$. If the energy threshold for JEM-EUSO is taken into account (about 20 EeV [30]), the numbers of the detected UHE WIMPs can reach about 5 and 2 at the energies with 20 EeV and 100 EeV, respectively. Fig. 4 shows that the numbers of UHE WIMPs and neutrinos at $\theta_{max} = 120^\circ$. The numbers of the detected UHE WIMPs can reach about 2.7 and 1 at the energies with 20 EeV and 100 EeV, respectively. Fig. 5 shows that the numbers of UHE WIMPs and neutrinos at $\theta_{max} = 90^\circ$, respectively. The numbers of the detected UHE WIMPs can reach about 1.4 and 1 at the energies with 20 EeV and 50 EeV, respectively.

6 Conclusion

According to the results described above, it is possible that UHE WIMPs are directly detected with a satellite detector like JEM-EUSO. I make an approximation that the observational area is regarded as a point in the calculation of the solid angle. This produces some deviations for the event rates of UHE WIMPs and neutrinos, but they can not have an effect on the conclusion that O(1) UHE WIMP events can be detected by JEM-EUSO in ten years, especially, θ_{max} is a less value, such as $\theta_{max} \leq 120^\circ$.

Since Φ_χ is proportional to $\frac{1}{\tau_\phi}$, the above results are actually depended on the lifetime of superheavy dark matter. In my other work [13], the lifetime of superheavy dark matter is taken to be 10^{18} s. Since I assume the superheavy dark matter ϕ does not decay to SM particles in that work, the constraints on the ϕ lifetime are only those based on cosmology [31–34]. Considering these constraints and the present-day relic abundance, I assume that the lifetime of ϕ is greater than the age of the Universe, i.e., $\tau_\phi \geq 10^{17}$ s [12]. However, here I don't make that assumption, that is the superheavy dark matter ϕ can decay to SM particles. So τ_ϕ is taken to be 10^{27} s in the present work.

7 Acknowledgements

This work is supported in part by the Natural Science Foundation of Fujian Province in China under the contract No. 2015J01577 and science fund of Fujian University of Technology under contract No. GY-Z13114.

References

- [1] P.A.R. Ade, et al., Planck collaboration, A&A 594, A13, arXiv:1502.01589
- [2] G. Bertone, D. Hooper, and J. Silk, Physics Reports, 405, 279 (2005)
- [3] J.D. Lewin, P.F. Smith, Astropart. Phys. 6, 87 (1996)
- [4] R.Agnese, et al., SuperCDMS Collaboration, Phys. Rev. D 92, 072003 (2015)
- [5] K.J. Kang, et al., CDEX Collaboration, Front. Phys. 8(4), 412-437 (2013)
- [6] E.Aprile, et al., XENON1T Collaboration, Phys. Rev. Lett. 119, 181301 (2017)
- [7] D.S.Akerib, et al., LUX Collaboration, Phys. Rev. Lett. 118, 251302 (2017)

- [8] X.Y. Cui, et al., PandaX-II Collaboration, Phys. Rev. Lett. 119, 181302 (2017)
- [9] M.Aguilar et al., AMS Collaboration, Phys. Rev. Lett. 113, 221102 (2014)
- [10] G.Ambrosi, et al., DAMPE Collaboration, Nature, 552, 63-66 (2017)
- [11] A.Albert, et al., Fermi-LAT, DES Collaborations, Astrophysical Journal 834, 110 (2017)
- [12] A. Bhattacharya, R. Gandhi and A. Gupta, JCAP 03, 027 (2015), arXiv:1407.3280
- [13] Ye Xu, Search for Ultra-High Energy WIMPs by detecting neutrino signatures from the earth core, arXiv: 1801.06781
- [14] M.Yu.Khlopov, V.M.Chechetkin, Sov. J. Part. Nucl 18, 267-288 (1987)
- [15] D. J. Chung, E. W. Kolb, and A. Riotto, Phys.Rev.Lett. 81, 4048 (1998), arXiv: hep-ph/9805473
- [16] D. J. Chung, E. W. Kolb, and A. Riotto, Phys.Rev. D59, 023501 (1999), arXiv: hep-ph/9802238
- [17] L. Covi, M. Grefe, A. Ibarra, and D. Tran, JCAP 1004, 017 (2010), arXiv: 0912.3521
- [18] B. Feldstein, A. Kusenko, S. Matsumoto, and T. T. Yanagida, Phys. Rev. D 88, 015004 (2013), arXiv: 1303.7320
- [19] X.Q. Li and Z.J. Tao, Commun.Theor.Phys., 34, 123-128 (2000) arXiv:hep-ph/9710383
- [20] A. Esmaili, A. Ibarra, and O.L. Peres, JCAP, 1211, 034 (2012) arXiv:1205.5281
- [21] Y. Bai, R. Lu, and J. Salvado, JHEP, 01, 161 (2016) arXiv:1311.5864
- [22] P.S. Bhupal Dev, et al.,JCAP 1608, 034 (2016) arXiv:1606.04517
- [23] J.H.Adams, et al., JEM-EUSO Collaboration, arXiv:1204.5065
- [24] K. Murase and J.F. Beacom, JCAP 1210, 043 (2012), arXiv:1206.2595
- [25] C. Rott, K. Kohri and S.C. Park, Phys. Rev. D 92, 023529 (2015), arXiv:1408.4575
- [26] A. Alves, S. Profumo, and F. S. Queiroz, JHEP 1404 (2014) 063, arXiv:1312.5281
- [27] D. Hooper, Phys. Rev. D 91, 035035, arXiv:1411.4079
- [28] R.Gandhi, C.Quigg, M.H. Reno and I.Sarcevic, Astropart.Phys.5, 81-110 (1996)
- [29] Y.Takahashi and the JEM-EUSO Collaboration, New J. Phys. 11, 065009 (2009)

-
- [30] F. Fenu, for the JEM-EUSO Collaboration, The JEM-EUSO program, arXiv:1703.01875
 - [31] K. Ichiki, M. Oguri, and K. Takahashi, Phys.Rev.Lett. 93 (2004) 071302, arXiv:astro-ph/0403164
 - [32] K. M. Nollett and G. Steigman, Phys. Rev. D 91, 083505 (2015), arXiv:1411.6005
 - [33] P. Bhupal Dev, A. Mazumdar, and S. Qutub, Physics 2, 26 (2014), arXiv:1311.5297
 - [34] A. Del Popolo, Astron.Rep. 51, 169–C196 (2007), arXiv:0801.1091

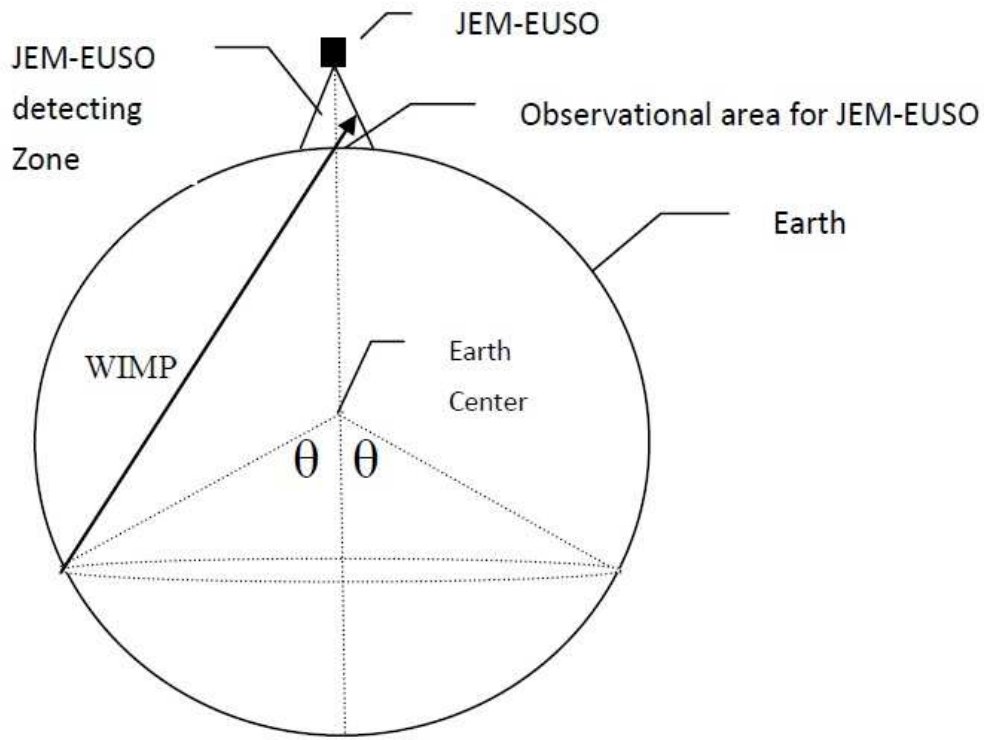


Fig. 1: UHE WIMPs pass through the Earth and air and can be detected by a satellite detector like JEM-EUSO, via fluorescent and Cherenkov photons due to the development of extensive air showers. θ is the polar angle for the Earth.

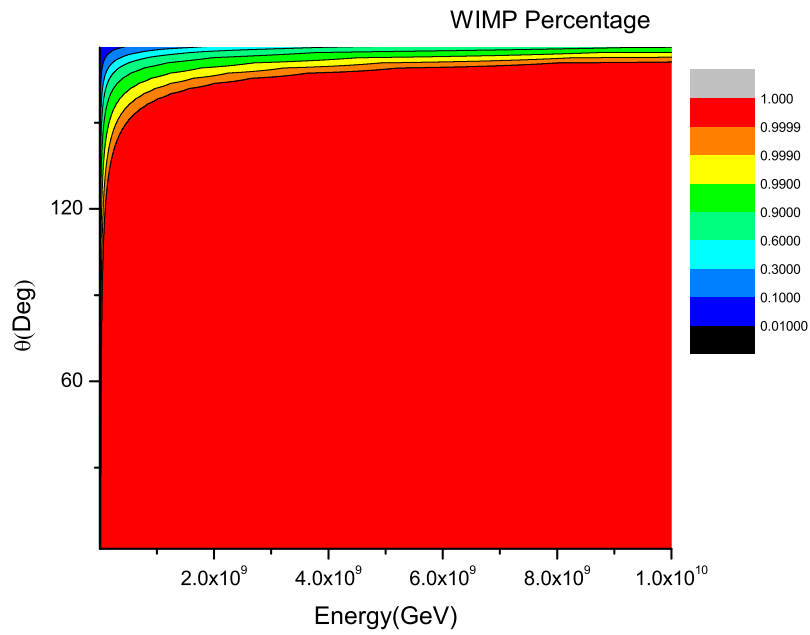


Fig. 2: UHE WIMP percentages in the upward-going events detected by JEM-EUSO

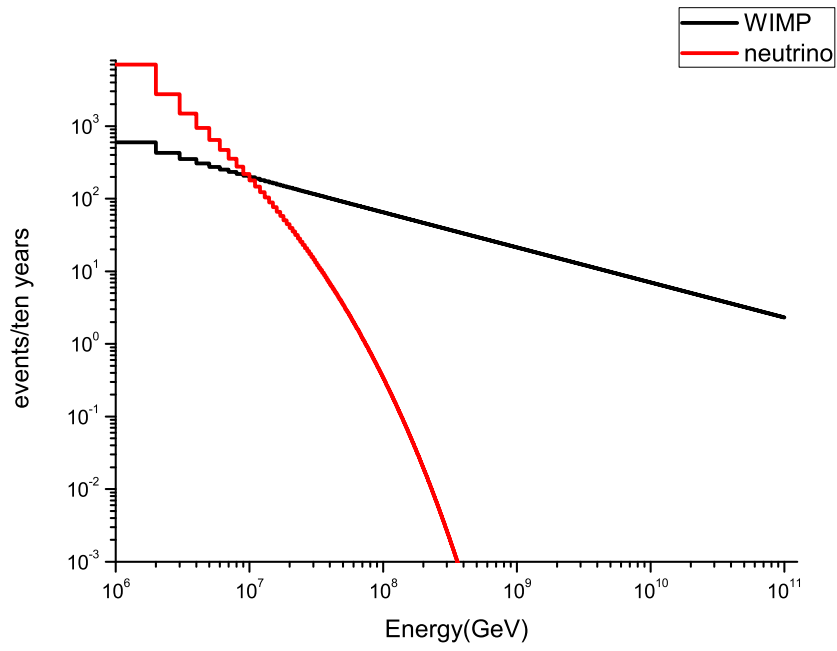


Fig. 3: The numbers of UHE WIMPs and neutrino detected by JEM-EUSO are evaluated at $\theta_{max} = 150^\circ$

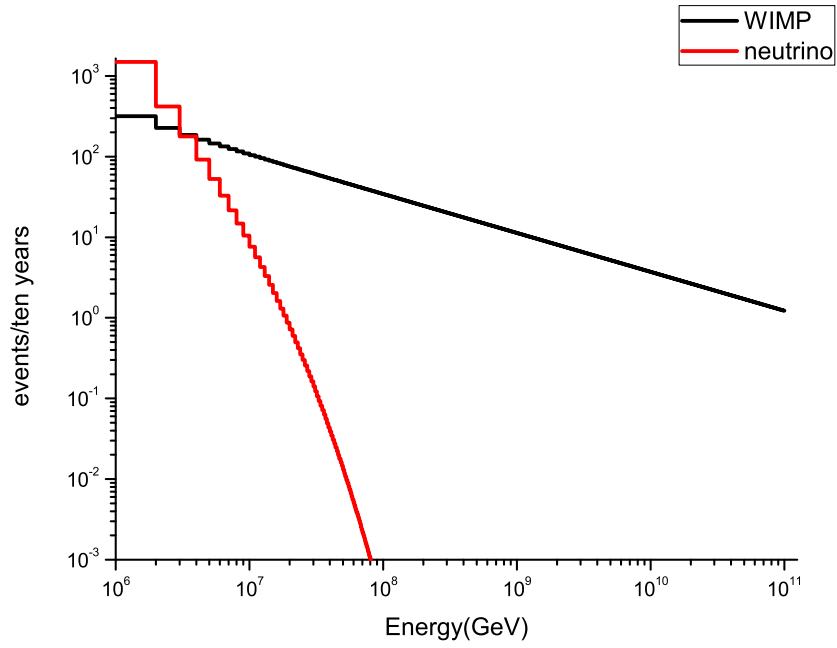


Fig. 4: The numbers of UHE WIMPs and neutrino detected by JEM-EUSO are evaluated at $\theta_{max} = 120^\circ$

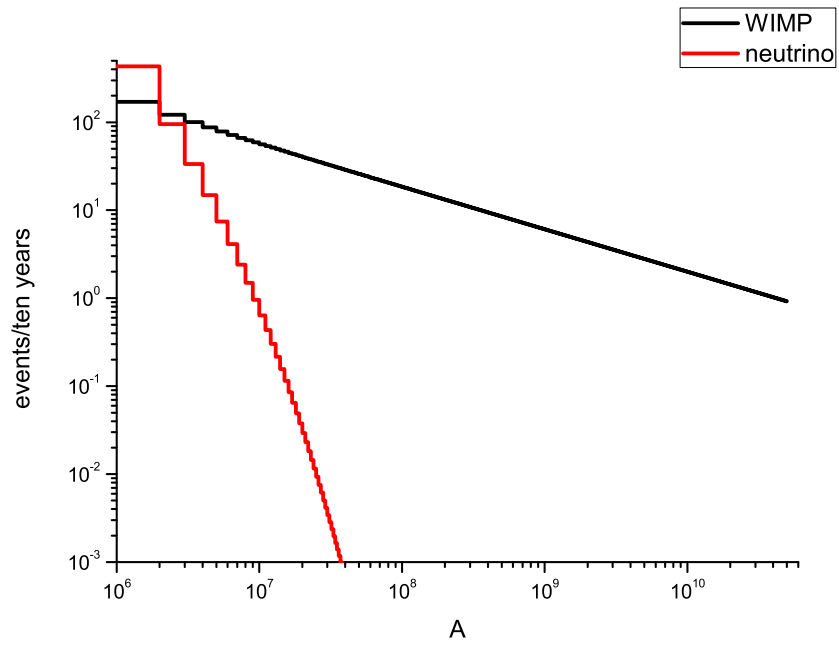


Fig. 5: The numbers of UHE WIMPs and neutrino detected by JEM-EUSO are evaluated at $\theta_{max} = 90^\circ$