

# On the Distributions of Infinite Server Queues with Batch Arrivals

Andrew Daw

School of Operations Research and Information Engineering  
Cornell University  
257 Rhodes Hall, Ithaca, NY 14853  
amd399@cornell.edu

Jamol Pender

School of Operations Research and Information Engineering  
Cornell University  
228 Rhodes Hall, Ithaca, NY 14853  
jjp274@cornell.edu

July 28, 2022

## Abstract

Queues that feature multiple entities arriving simultaneously are among the oldest models in queueing theory, and are often referred to as “batch” (or, in some cases, “bulk”) arrival queueing systems. Although these systems have been studied consistently for over sixty years, many interesting questions remain about their behavior and dynamics. In this paper, we consider batch arrival queues with infinitely many servers, exponential service, and arrival epochs generated from non-stationary Poisson processes. For this transient setting, we derive explicit forms for the moment generating function, mean, and variance, as well as for the covariance between sub-systems of the queue. Then for cases in which the arrival process is stationary, we express the steady-state distribution in terms of a sum of scaled, independent Poisson random variables and equate this form to the generalized Hermite distribution using the Harmonic numbers. Finally, we prove a limit theorem for this queue scaled by the size of the arrival batches, yielding a distribution whose moment generating function is fully characterized by the exponential integral function and the Euler-Mascheroni constant.

## 1 Introduction

Queueing systems with batch arrivals have enjoyed a long and rich history of study, at least on the time scale of queueing theory. Researchers have been exploring models of this sort for no less than six decades, based on the April 1958 submission date of

Miller Jr [20]. Given this stretch of time, a wide variety of systems and settings have been considered under the banner of batch arrivals. Much of the earliest work focuses on single server models, including Miller Jr [20], Lucantoni [16], Masuyama and Takine [19], Liu and Templeton [14] and Foster [6], although infinite server models followed soon after, such as work by Shanbhag [30] and Brown and Ross [1]. Later work has expanded the concept into a variety of related models, such as for priority queues [31] and for handling server vacations [13].

Additionally, there is some work that proves heavy traffic limit theorems for queues with batch arrivals. Examples of this include Chiamsiri and Leonard [2], Pang and Whitt [22], Pender [23]. These papers show that one can approximate the queue length process with Brownian motion and Ornstein-Uhlenbeck processes and also show that one can exploit the approximations even in multi-server and non-Markovian settings.

One can note that the batch arrival queue may not always be given the name “batch,” as many authors choose to use the term “bulk” instead. Predominantly, this reflects two leading strands of applications, where “bulk” often gives a connotation of transportation settings whereas “batch” frequently implies applications in communications. Just as practical by any other name, this family of models has also been studied in a wide variety of applications beyond these two. Perhaps one most distinct from other types of queueing models is particle splitting in DNA caused by radiation, as discussed in Sachs et al. [29]. While our work does not focus on any particular application, we do use the modern application of cloud-based data processing as motivation for part of our analysis Lu et al. [15], Pender and Phung-Duc [25], Xie et al. [32], Yekkehkhany et al. [33]. This is discussed further in Subsection 2.1.

In this paper we consider queues with arrivals occurring in batches of size  $n \in \mathbb{Z}^+$  at times following a non-stationary Poisson process, exponential service with rate  $\mu > 0$ , and infinitely many servers. In Kendall notation, this is the  $M_t^n/M/\infty$  queue. We begin by analyzing the transient behavior of this non-stationary queue, providing explicit forms for the moment generating functions, mean, and variance. Because this system can also be thought of as  $n$  parallel  $M_t/M/\infty$  queues with simultaneous arrivals, we also analyze this correlation by finding the transient covariance between such sub-systems. Then, we show that if the arrival rate is stationary the resulting steady-state distribution can be written as a sum of independent, non-identical, scaled Poisson random variables. This leads to a natural connection to the Harmonic numbers and generalizations of the Hermite distribution. For this novel distribution we derive a recursion that defines the probability mass function for each  $n$ . Finally, we consider the process defined by scaling the batch queue by the batch size. For this system we prove a limit theorem for  $n \rightarrow \infty$ . Through the studying the resulting object in steady-state we find connections to exponential integral functions, Reimann zeta functions, and polylogarithm functions.

## 1.1 Main Contributions of Paper

Our contributions in this work can be summarized as follows:

1. We derive the exact forms of the transient moment generating function, mean, and variance of a non-stationary Markovian queueing process with  $n$  arrivals at each arrival epoch. We also find the covariance between sub-systems of this queue.

2. We show that the steady state distribution can be written as an independent sum of scaled Poisson random variables.
3. We connect this to generalized Hermite distributions and the harmonic numbers. For  $n = 2$ , the steady-state distribution is precisely a Hermite distribution. We derive a recursion for the steady state probability mass function for the queue length for an arbitrary batch size.
4. Finally, we prove a limit theorem showing that the scaled queue length process converges to a distribution based on the exponential integral function, thereby showing connections to the Reimann zeta and polylogarithm functions.

## 1.2 Organization of Paper

The remainder of this paper is organized in the following manner. We begin by conducting the transient analysis of the model with non-stationary arrival rates and consider the correlated sub-systems perspective of the queue in Section 2. In Section 3 we study the queue for stationary arrival rates and find the steady-state distribution. We follow this analysis with an investigation of the queue scaled length by the batch size in Section 4. We conclude with a review of this work and a discussion of potential future directions in Section 5.

## 2 Transient Analysis of the Batch Arrival Queue

Throughout this work we consider an infinite server queueing model with batch arrivals. In this section we analyze the transient behavior of the system. Specifically, we will give the moment generating function, mean, and variance for all time  $t \geq 0$ . Further, we will also consider the sub-systems inherent to this model and find the transient covariance among them. As we have not yet done so, we begin by describing the queue in detail.

Our model is characterized by arrivals that occur in groups of size  $n \in \mathbb{Z}^+$  at times in accordance with a Poisson process that may be non-stationary. Further, each arriving entity has an independent exponentially distributed service time with rate  $\mu > 0$ . In Figure 2.1 we give the transition diagram for this process when  $n = 2$ .

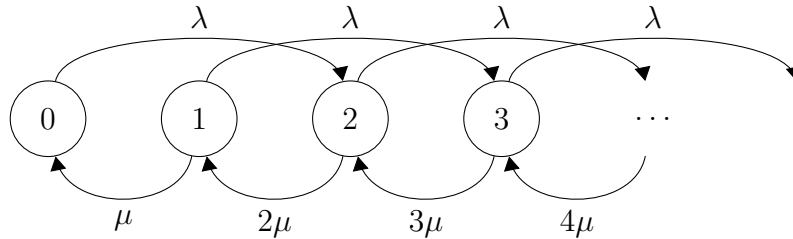


Figure 2.1: Infinite Server Queue with Arrival Batch Size  $n = 2$

By Dynkin's infinitesimal generator theorem we can note that for a sufficiently

regular function  $f : \mathbb{N} \rightarrow \mathbb{R}$ , we have

$$\frac{d}{dt} \mathbb{E}[f(Q_t)] = \mathbb{E}[\lambda(t)(f(Q_t + n) - f(Q_t)) + \mu Q_t(f(Q_t - 1) - f(Q_t))], \quad (2.1)$$

for a batch arrival queue with arrival intensity  $\lambda(t) > 0$ . Using this equation, we now derive the moment generating function of the number in system. We do so for a system with non-stationary arrival rate given by a Fourier series, allowing these results to hold for all periodic arrival patterns.

**Theorem 2.1.** *For  $\theta \in \mathbb{R}$ , let  $\mathcal{M}(\theta, t) = \mathbb{E}[e^{\theta Q_t}]$  be the moment generating function of the number in system of an infinite server queue with periodic arrival rate  $\lambda + \sum_{k=1}^{\infty} a_k \cos(kt) + b_k \sin(kt) > 0$ , arrival batch size  $n \in \mathbb{Z}^+$ , and exponential service rate  $\mu > 0$ . Then,  $\mathcal{M}(\theta, t)$  is given by*

$$\begin{aligned} \mathcal{M}(\theta, t) = & \left( e^{-\mu t} (e^\theta - 1) + 1 \right)^{Q_0} e^{\sum_{j=1}^n \binom{n}{j} (e^\theta - 1)^j \left( \frac{\lambda}{j\mu} (1 - e^{-j\mu t}) + \sum_{k=1}^{\infty} \frac{(a_k j\mu - b_k k)}{k^2 + j^2 \mu^2} (\cos(kt) - e^{-j\mu t}) \right)} \\ & \cdot e^{\sum_{j=1}^n \binom{n}{j} (e^\theta - 1)^j \sum_{k=1}^{\infty} \frac{(a_k k + b_k j\mu) \sin(kt)}{k^2 + j^2 \mu^2}} \end{aligned} \quad (2.2)$$

for all time  $t \geq 0$ , where  $Q_0$  is the initial number in system.

*Proof.* From Equation 2.1, the MGF is given by the solution to the partial differential equation

$$\frac{\partial}{\partial t} \mathcal{M}(\theta, t) = \left( \lambda + \sum_{k=1}^{\infty} a_k \cos(kt) + b_k \sin(kt) \right) (e^{n\theta} - 1) \mathcal{M}(\theta, t) + \mu (e^{-\theta} - 1) \frac{\partial}{\partial \theta} \mathcal{M}(\theta, t)$$

with initial solution  $\mathcal{M}(\theta, 0) = e^{\theta Q_0}$ . Because  $\frac{d \log(f(x))}{dx} = \frac{1}{f(x)} \frac{df(x)}{dx}$ , we can observe that the partial differential equation for the cumulant generating function  $G(\theta, t) = \log(\mathbb{E}[e^{\theta Q_t}])$  is

$$\mu(1 - e^{-\theta}) \frac{\partial G(\theta, t)}{\partial \theta} + \frac{\partial G(\theta, t)}{\partial t} = \left( \lambda + \sum_{k=1}^{\infty} a_k \cos(kt) + b_k \sin(kt) \right) (e^{n\theta} - 1),$$

with the initial condition  $G(\theta, 0) = \log(\mathbb{E}[e^{\theta Q_0}]) = \theta Q_0$ . We will now solve this PDE by the method of characteristics. We begin by establishing the characteristic ODE's and corresponding initial solutions as follows:

$$\begin{aligned} \frac{d\theta}{ds}(r, s) &= \mu(1 - e^{-\theta}), & \theta(r, 0) &= r, \\ \frac{dt}{ds}(r, s) &= 1, & t(r, 0) &= 0, \\ \frac{dg}{ds}(r, s) &= \left( \lambda + \sum_{k=1}^{\infty} a_k \cos(kt) + b_k \sin(kt) \right) (e^{n\theta} - 1), & g(r, 0) &= rQ_0. \end{aligned}$$

The first two of these initial value problems yield the following solutions.

$$\begin{aligned} \theta(r, s) &= \log(e^{c_1(r) + \mu s} + 1) & \rightarrow & \theta(r, s) = \log((e^r - 1)e^{\mu s} + 1) \\ t(r, s) &= s + c_2(r) & \rightarrow & t(r, s) = s \end{aligned}$$

Therefore we can simplify the remaining characteristic ODE to

$$\begin{aligned}\frac{dg}{ds}(r, s) &= \left( \lambda + \sum_{k=1}^{\infty} a_k \cos(ks) + b_k \sin(ks) \right) (((e^r - 1)e^{\mu s} + 1)^n - 1) \\ &= \left( \lambda + \sum_{k=1}^{\infty} a_k \cos(ks) + b_k \sin(ks) \right) \sum_{j=1}^n \binom{n}{j} (e^r - 1)^j e^{j\mu s},\end{aligned}$$

and this produces the general solution of

$$g(r, s) = c_3(r) + \sum_{j=1}^n \binom{n}{j} (e^r - 1)^j \left( \frac{\lambda}{j\mu} + \sum_{k=1}^{\infty} \frac{(a_k j\mu - b_k k) \cos(ks)}{k^2 + j^2 \mu^2} + \frac{(a_k k + b_k j\mu) \sin(ks)}{k^2 + j^2 \mu^2} \right) e^{j\mu s}.$$

This now equates to

$$\begin{aligned}g(r, s) &= rQ_0 + \sum_{j=1}^n \binom{n}{j} (e^r - 1)^j \left( \frac{\lambda}{j\mu} (e^{j\mu s} - 1) + \sum_{k=1}^{\infty} \frac{(a_k j\mu - b_k k)}{k^2 + j^2 \mu^2} (\cos(ks) e^{j\mu s} - 1) \right. \\ &\quad \left. + \sum_{k=1}^{\infty} \frac{(a_k k + b_k j\mu) \sin(ks)}{k^2 + j^2 \mu^2} e^{j\mu s} \right)\end{aligned}$$

as the solution to the initial value problem. We now find the solution to the original PDE by solving for each characteristic variable in terms of  $t$  and  $\theta$  and then substituting these expression into  $g(r, s)$ . That is, for  $s = t$  and  $r = \log(e^{-\mu t}(e^\theta - 1) + 1)$ , we have that

$$\begin{aligned}G(\theta, t) &= g\left(\log(e^{-\mu t}(e^\theta - 1) + 1), t\right) \\ &= \log(e^{-\mu t}(e^\theta - 1) + 1) Q_0 + \sum_{j=1}^n \binom{n}{j} (e^\theta - 1)^j \left( \frac{\lambda}{j\mu} (1 - e^{-j\mu t}) + \sum_{k=1}^{\infty} \frac{(a_k j\mu - b_k k)}{k^2 + j^2 \mu^2} \right. \\ &\quad \left. \cdot (\cos(kt) - e^{-j\mu t}) + \sum_{k=1}^{\infty} \frac{(a_k k + b_k j\mu)}{k^2 + j^2 \mu^2} \sin(kt) \right).\end{aligned}$$

To conclude the proof, we note that  $\mathcal{M}(\theta, t) = e^{G(\theta, t)}$ . □

For systems with a stationary arrival rate, say  $\lambda > 0$ , we can further specify the moment generating function directly from the preceding result. This will be of use in subsequent sections when we explore the distribution of the queue in steady-state.

**Corollary 2.2.** *For  $\theta \in \mathbb{R}$ , let  $\mathcal{M}(\theta, t) = \mathbb{E}[e^{\theta Q_t}]$  be the moment generating function of the number in system of an infinite server queue with stationary arrival rate  $\lambda > 0$ , arrival batch size  $n \in \mathbb{Z}^+$ , and exponential service rate  $\mu > 0$ . Then,  $\mathcal{M}(\theta, t)$  is given by*

$$\mathcal{M}(\theta, t) = \left( e^{-\mu t}(e^\theta - 1) + 1 \right)^{Q_0} e^{\lambda \sum_{j=1}^n \binom{n}{j} \frac{(e^\theta - 1)^j}{j\mu} (1 - e^{-j\mu t})} \quad (2.3)$$

for all time  $t \geq 0$ , where  $Q_0$  is the initial number in system.

Below in Figure 2.2 we compare moment generating functions for two different batch sizes.

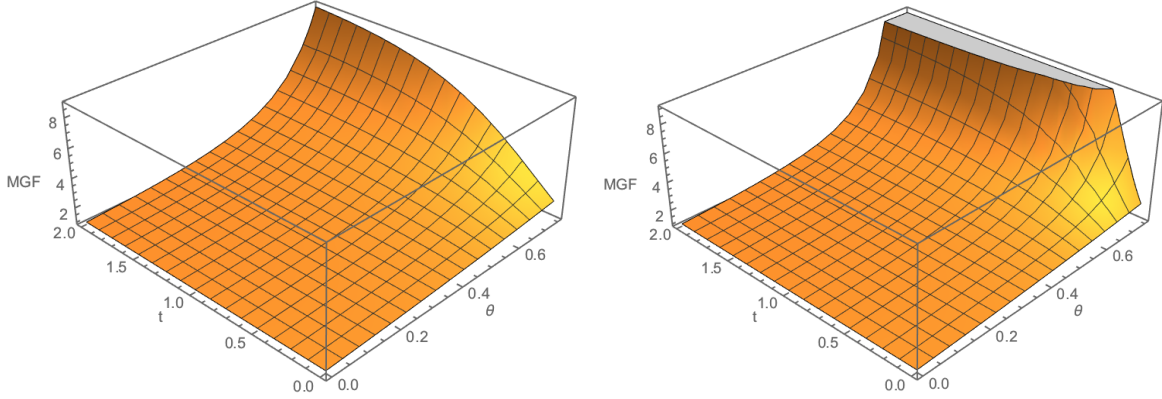


Figure 2.2: Transient moment generating function for  $\lambda = \mu = 1$  with batch size  $n = 3$  (left) and  $n = 6$  (right).

As another direct result of Theorem 2.1, we can also give explicit expressions for the transient mean and variance of the queue. We derive these equations from the first and second derivatives, respectively, of the cumulant generating function  $\log(\mathbb{E}[e^{Q_t}])$ .

**Corollary 2.3.** *Let  $Q_t$  be an infinite server queue with periodic arrival rate  $\lambda + \sum_{k=1}^{\infty} a_k \cos(kt) + b_k \sin(kt) > 0$ , arrival batch size  $n \in \mathbb{Z}^+$ , and exponential service rate  $\mu > 0$ . Then, the mean and variance of the queue are given by*

$$\begin{aligned} \mathbb{E}[Q_t] = & Q_0 e^{-\mu t} + \frac{n\lambda}{\mu} (1 - e^{-\mu t}) + \sum_{k=1}^{\infty} \frac{n(a_k \mu - b_k k)}{k^2 + \mu^2} (\cos(kt) - e^{-\mu t}) \\ & + \sum_{k=1}^{\infty} \frac{n(a_k k + b_k \mu)}{k^2 + \mu^2} \sin(kt) \end{aligned} \quad (2.4)$$

$$\begin{aligned} \text{Var}(Q_t) = & Q_0 (e^{-\mu t} - e^{-2\mu t}) + \frac{n\lambda}{\mu} (1 - e^{-\mu t}) + \sum_{k=1}^{\infty} \frac{n(a_k \mu - b_k k)}{k^2 + \mu^2} (\cos(kt) - e^{-\mu t}) \\ & + \sum_{k=1}^{\infty} \frac{n(a_k k + b_k \mu)}{k^2 + \mu^2} \sin(kt) + \frac{n(n-1)\lambda}{2\mu} (1 - e^{-2\mu t}) + \sum_{k=1}^{\infty} \frac{n(n-1)(2a_k \mu - b_k k)}{k^2 + 4\mu^2} \\ & \cdot (\cos(kt) - e^{-2\mu t}) + \sum_{k=1}^{\infty} \frac{n(n-1)(a_k k + 2b_k \mu)}{k^2 + 4\mu^2} \sin(kt) \end{aligned} \quad (2.5)$$

for all time  $t \geq 0$ , where  $Q_0$  is the initial number in system.

In Figures 2.3 and 2.4 we plot the mean and variance of two example batch arrival systems. We compare the functions in Corollary 2.3 with empirical values obtained from simulated systems. In each case, we find that the experiments verify our provided expressions.

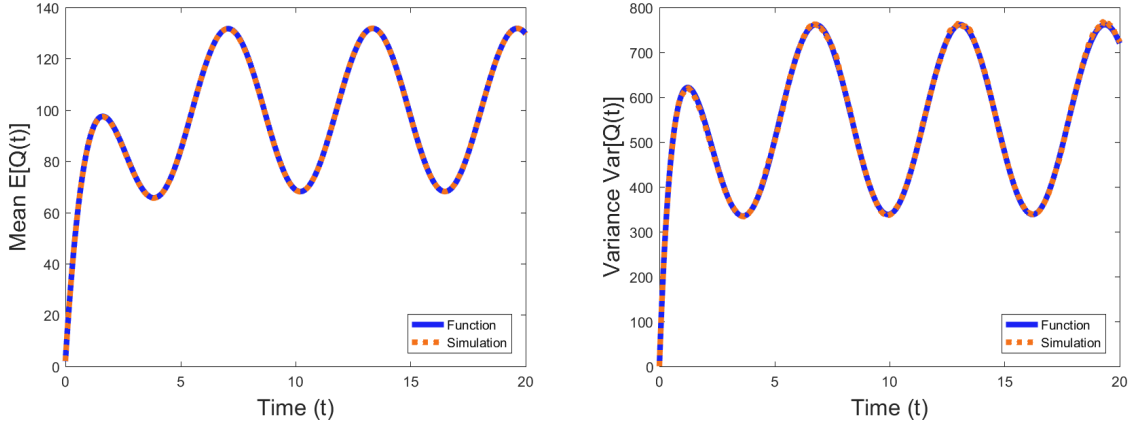


Figure 2.3: Transient mean (left) and variance (right) of batch queue with arrival rate  $10 + 4.5 \cos(t)$ , service rate  $\mu = 1$ , and batch size  $n = 10$ , based on 100,000 replications.

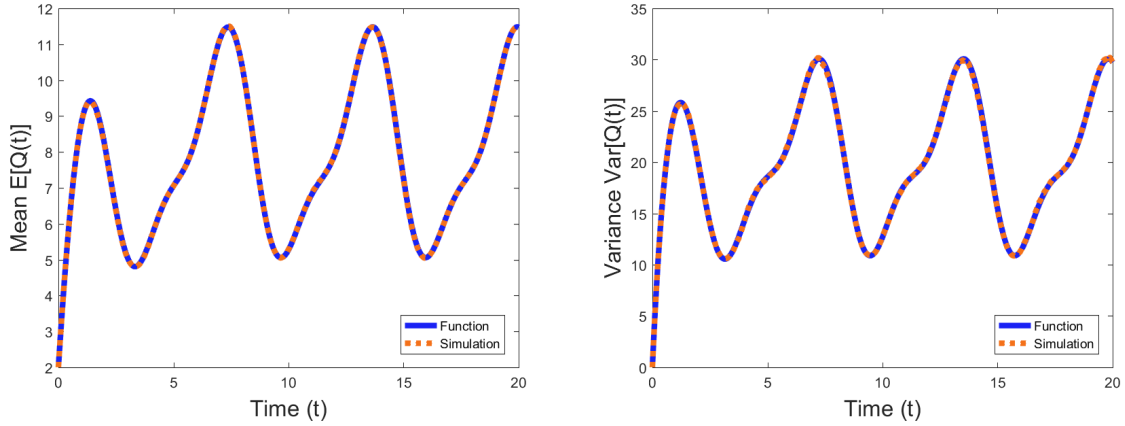


Figure 2.4: Transient mean (left) and variance (right) of batch queue with arrival rate  $2 + \cos(t) + 0.5 \sin(2t)$ , service rate  $\mu = 1$ , and batch size  $n = 4$ , based on 100,000 replications.

## 2.1 Correlated Sub-Systems of Batch Arrival Queues

Taking inspiration from cloud-based data processing, a modern application of batch arrival queues, we note that we can also consider the batch arrival queue as a composition of correlated sub-systems. At a data center for systems such as Amazon Web Services, data sets arrive as a batch of  $n$  sub-sets to be processed in parallel across  $n$  different servers. Thus, what could be modeled as an infinite server queue with batch arrival size  $n$  could also be viewed marginally as  $n$  infinite server queues.

Moreover, if the (potentially non-stationary) arrival process and service distribution are assumed to be Markovian, each sub-system can be modeled as a  $M_t/M/\infty$  queue. However, these queues are correlated: all systems receives arrivals simultaneously. Therefore, the number in system of any one sub-queue is a lower bound on the

number of arrivals that have occurred in any other sub-system. In Corollary 2.5 we quantify this relationship by providing the covariance and correlation between any two sub-queues. To avoid overly cumbersome equations, we first prove an expression for an arbitrary arrival rate and then find the explicit expressions as a direct consequence.

**Proposition 2.4.** *Let  $Q_t$  be an infinite server queue with finite arrival rate  $\lambda(t) > 0$ , arrival batch size  $n \in \mathbb{Z}^+$ , and exponential service rate  $\mu > 0$ . Further, let  $Q_{t,k}$  for  $k \in \{1, \dots, n\}$  be infinite server queues with periodic arrival rate of solitary arrivals given by  $\lambda(t)$  and exponential service rate  $\mu > 0$ , so that  $\sum_{k=1}^n Q_{t,k} = Q_t$  for all  $t \geq 0$ . Then, for distinct  $i, j \in \{1, \dots, n\}$ , the covariance between  $Q_{t,i}$  and  $Q_{t,j}$  is given by*

$$\text{Cov}[Q_{t,i}, Q_{t,j}] = e^{-2\mu t} \int_0^t \lambda(s) e^{2\mu s} ds \quad (2.6)$$

for all  $t \geq 0$ .

*Proof.* From Equation 2.1, we can solve for the product moment of the two sub-systems through the ODE

$$\frac{d}{dt} E[Q_{t,i} Q_{t,j}] = \lambda(t) (E[Q_{t,i}] + E[Q_{t,j}] + 1) - 2\mu E[Q_{t,i} Q_{t,j}].$$

The solution to this differential equation is given by

$$E[Q_{t,i} Q_{t,j}] = Q_{0,i} Q_{0,j} e^{-2\mu t} + e^{-2\mu t} \int_0^t \lambda(s) (E[Q_{s,i}] e^{2\mu s} + E[Q_{s,j}] e^{2\mu s} + e^{2\mu s}) ds.$$

By substituting the corresponding forms of  $E[Q_s, k] = Q_{0,k} e^{-\mu s} + e^{-\mu s} \int_0^s \lambda(u) e^{\mu u} du$  in for each of the two means, we have

$$\begin{aligned} E[Q_{t,i} Q_{t,j}] &= Q_{0,i} Q_{0,j} e^{-2\mu t} + e^{-2\mu t} \int_0^t \lambda(s) \left( e^{2\mu s} + \left( Q_{0,i} + \int_0^s \lambda(u) e^{\mu u} du \right) e^{\mu s}, \right. \\ &\quad \left. + \left( Q_{0,j} + \int_0^s \lambda(u) e^{\mu u} du \right) e^{\mu s} \right) ds, \end{aligned}$$

and this simplifies to the following

$$\begin{aligned} E[Q_{t,i} Q_{t,j}] &= Q_{0,i} Q_{0,j} e^{-2\mu t} + e^{-2\mu t} \int_0^t \lambda(s) e^{2\mu s} ds + (Q_{0,i} + Q_{0,j}) e^{-2\mu t} \int_0^t \lambda(s) e^{\mu s} ds \\ &\quad + 2e^{-2\mu t} \int_0^t \lambda(s) e^{\mu s} \int_0^s \lambda(u) e^{\mu u} du ds. \end{aligned}$$

We can now use the fact that for  $F(t) = \int_0^t f(s) ds$ , integration by parts implies

$$\int_0^t f(s) F(s) ds = F(t)^2 - \int_0^t F(s) f(s) ds,$$

and so  $\int_0^t f(s) F(s) ds = \frac{F(t)^2}{2}$ . This allows us to simplify to

$$\begin{aligned} E[Q_{t,i} Q_{t,j}] &= Q_{0,i} Q_{0,j} e^{-2\mu t} + e^{-2\mu t} \int_0^t \lambda(s) e^{2\mu s} ds + (Q_{0,i} + Q_{0,j}) e^{-2\mu t} \int_0^t \lambda(s) e^{\mu s} ds \\ &\quad + e^{-2\mu t} \left( \int_0^t \lambda(s) e^{\mu s} ds \right)^2, \end{aligned}$$



and now we turn our focus to the product of the means. Here we distribute the multiplication to find that

$$\begin{aligned} \mathbb{E}[Q_{t,i}]\mathbb{E}[Q_{t,j}] &= \left( Q_{0,i}e^{-\mu t} + e^{-\mu t} \int_0^t \lambda(s)e^{\mu s} ds \right) \left( Q_{0,j}e^{-\mu t} + e^{-\mu t} \int_0^t \lambda(s)e^{\mu s} ds \right) \\ &= Q_{0,i}Q_{0,j}e^{-2\mu t} + (Q_{0,i} + Q_{0,j})e^{-2\mu t} \int_0^t \lambda(s)e^{\mu s} ds + e^{-2\mu t} \left( \int_0^t \lambda(s)e^{\mu s} ds \right)^2 \end{aligned}$$

and by subtracting this expression from that of the product moment, we complete the proof.  $\square$

With this result in hand we can now specify the covariance between sub-systems in both non-stationary and stationary arrival settings. Further, for stationary arrival rates we capitalize on simplified expressions to also give an explicit expression for the correlation coefficient between two sub-systems.

**Corollary 2.5.** *Let  $Q_t$  be an infinite server queue with arrival batch size  $n \in \mathbb{Z}^+$  and exponential service rate  $\mu > 0$ . Further, let  $Q_{t,k}$  for  $k \in \{1, \dots, n\}$  be infinite server queues with solitary arrivals and exponential service rate  $\mu > 0$ , so that  $\sum_{k=1}^n Q_{t,k} = Q_t$  for all  $t \geq 0$ . Let  $i, j \in \{1, \dots, n\}$  be distinct. Then, if the arrival rate is given by  $\lambda + \sum_{k=1}^\infty a_k \cos(kt) + b_k \sin(kt) > 0$ , the covariance between  $Q_{t,i}$  and  $Q_{t,j}$  is*

$$\begin{aligned} \text{Cov}[Q_{t,i}, Q_{t,j}] &= \frac{\lambda}{2\mu} (1 - e^{-2\mu t}) + \sum_{k=1}^\infty \frac{a_k}{k^2 + 4\mu^2} (2\mu \cos(kt) + k \sin(kt) - 2\mu e^{-2\mu t}) \\ &\quad + \sum_{k=1}^\infty \frac{b_k}{k^2 + 4\mu^2} (2\mu \sin(kt) - k \cos(kt) + k e^{-2\mu t}), \end{aligned} \quad (2.7)$$

and if the arrival rate is given by  $\lambda > 0$ , the covariance between  $Q_{t,i}$  and  $Q_{t,j}$  is

$$\text{Cov}[Q_{t,i}, Q_{t,j}] = \frac{\lambda}{2\mu} (1 - e^{-2\mu t}), \quad (2.8)$$

where all  $t \geq 0$ . Finally, the correlation between two sub-systems in the stationary setting can be calculated as

$$\text{Corr}[Q_{t,i}, Q_{t,j}] = \frac{\frac{\lambda}{2\mu} (1 - e^{-2\mu t})}{\sqrt{\left( Q_{0,i} (e^{-\mu t} - e^{-2\mu t}) + \frac{\lambda}{\mu} (1 - e^{-\mu t}) \right) \left( Q_{0,j} (e^{-\mu t} - e^{-2\mu t}) + \frac{\lambda}{\mu} (1 - e^{-\mu t}) \right)}},$$

hence for stationary arrival rates,  $\text{Corr}[Q_{t,i}, Q_{t,j}] \rightarrow \frac{1}{2}$  as  $t \rightarrow \infty$ .

To verify these derivations and provide intuition, we plot this pairwise covariance in Figure 2.5 for two different batch arrival queueing systems, computed both analytically and empirically.

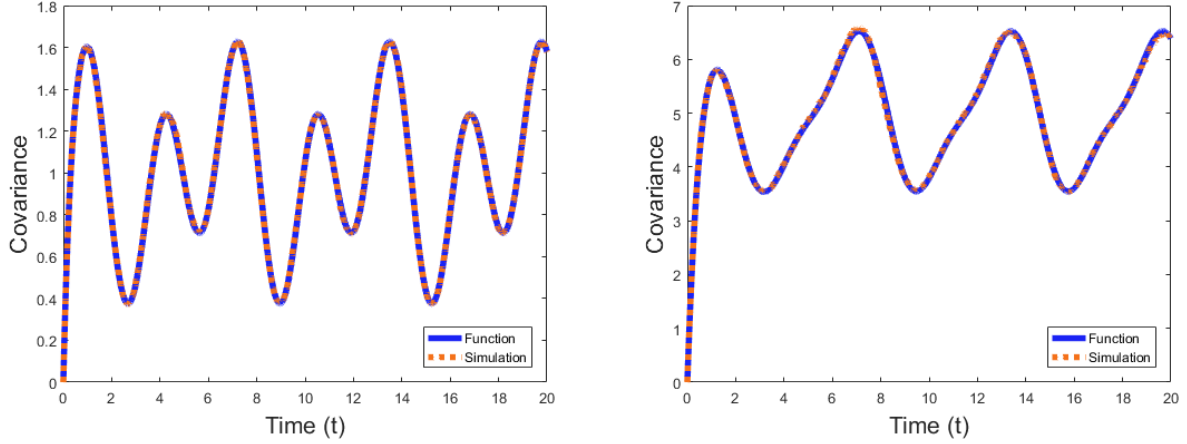


Figure 2.5: Covariance between pairs of sub-systems with arrival rate  $4 + \cos(t) + 2 \sin(2t)$ , service rate  $\mu = 2$ , and batch size  $n = 2$  (left) and arrival rate  $10 + 3 \cos(t) + \sin(2t)$ , service rate  $\mu = 1$ , and batch size  $n = 10$  (right), based on 100,000 replications.

### 3 Batch Arrival Queues in Steady-State

As we observed in Subsection 2.1, we can view the batch arrival queue with infinite servers as a sum of infinite server queues with solitary arrivals that are correlated. For stationary Poisson arrivals at rate  $\lambda > 0$  and exponential service at rate  $\mu > 0$ , we know that infinite server queues will be distributed as Poisson random variables with rate  $\frac{\lambda}{\mu} > 0$ . Thus, the marginal distribution of every sub-system is Poisson. However, we cannot use superposition to extend this observation to the full batch system because of the correlation between sub-queues. To remedy this, in this section we find an explicit representation of the steady-state distribution of the batch arrival queue. For clarity's sake, we will use the notation  $Q_t(n)$  to represent the queue with batch arrivals of size  $n$  at time  $t$  and  $Q_\infty(n)$  to denote the system in steady-state. In Theorem 3.1, we show that this distribution is given by a sum of independent, non-identical, and scaled Poisson random variables.

**Theorem 3.1.** *In steady-state the distribution of the number in system of an infinite server queue with stationary arrival rate  $\lambda > 0$ , arrival batch size  $n \in \mathbb{Z}^+$ , and exponential service rate  $\mu > 0$  is*

$$Q_\infty(n) \stackrel{D}{=} \sum_{j=1}^n jY_j \quad (3.1)$$

where  $Y_j \sim \text{Pois}\left(\frac{\lambda}{j\mu}\right)$  are independent.

*Proof.* From Theorem 2.1, we have that the steady-state MGF of the queue is

$$\lim_{t \rightarrow \infty} \mathcal{M}(\theta, t) = e^{\lambda \sum_{k=1}^n \binom{n}{k} \frac{(e^\theta - 1)^k}{k\mu}}.$$

To satisfy our stated Poisson form, we are now left to show that  $\sum_{k=1}^n \binom{n}{k} \frac{(e^\theta - 1)^k}{k} = \sum_{k=1}^n \frac{e^{k\theta} - 1}{k}$  for all  $n \in \mathbb{Z}^+$ . We proceed by induction. In the base case of  $n = 1$  we have  $e^\theta - 1 = e^\theta - 1$  and so we are left to show the inductive step. We now assume  $\sum_{k=1}^n \binom{n}{k} \frac{(e^\theta - 1)^k}{k} = \sum_{k=1}^n \frac{e^{k\theta} - 1}{k}$  holds at  $n$ . Then, by the Pascal triangle identity  $\binom{n}{k} = \binom{n+1}{k} - \binom{n}{k-1}$  and our inductive hypothesis we can observe

$$\sum_{k=1}^n \frac{e^{k\theta} - 1}{k} = \sum_{k=1}^n \binom{n}{k} \frac{(e^\theta - 1)^k}{k} = \sum_{k=1}^n \left( \binom{n+1}{k} - \binom{n}{k-1} \right) \frac{(e^\theta - 1)^k}{k}.$$

Now, by applying the identity  $\binom{n}{k-1} = \frac{k}{n+1} \binom{n+1}{k}$  and distributing the summation we can further note that

$$\begin{aligned} \sum_{k=1}^n \left( \binom{n+1}{k} - \binom{n}{k-1} \right) \frac{(e^\theta - 1)^k}{k} &= \sum_{k=1}^n \left( \binom{n+1}{k} - \frac{k}{n+1} \binom{n+1}{k} \right) \frac{(e^\theta - 1)^k}{k} \\ &= \sum_{k=1}^n \binom{n+1}{k} \frac{(e^\theta - 1)^k}{k} - \frac{\sum_{k=1}^n \binom{n+1}{k} (e^\theta - 1)^k}{n+1}. \end{aligned}$$

Now, we can use the binomial theorem to see that

$$\sum_{k=1}^n \binom{n+1}{k} (e^\theta - 1)^k = (e^\theta - 1 + 1)^{n+1} - 1 - (e^\theta - 1)^{n+1} = e^{(n+1)\theta} - 1 - (e^\theta - 1)^{n+1},$$

and so we can now simplify and find

$$\begin{aligned} \sum_{k=1}^n \binom{n+1}{k} \frac{(e^\theta - 1)^k}{k} - \frac{\sum_{k=1}^n \binom{n+1}{k} (e^\theta - 1)^k}{n+1} &= \sum_{k=1}^n \binom{n+1}{k} \frac{(e^\theta - 1)^k}{k} + \frac{(e^\theta - 1)^{n+1}}{n+1} \\ &\quad - \frac{e^{(n+1)\theta} - 1}{n+1}. \end{aligned}$$

Hence, in conjunction with our initial equation, we have that

$$\sum_{k=1}^n \frac{e^{k\theta} - 1}{k} = \sum_{k=1}^n \binom{n+1}{k} \frac{(e^\theta - 1)^k}{k} + \frac{(e^\theta - 1)^{n+1}}{n+1} - \frac{e^{(n+1)\theta} - 1}{n+1},$$

and by rearranging terms we now complete the inductive approach:

$$\sum_{k=1}^{n+1} \frac{e^{k\theta} - 1}{k} = \sum_{k=1}^{n+1} \binom{n+1}{k} \frac{(e^\theta - 1)^k}{k}.$$

We can now observe that we have a moment generating function that is a product of moment generating functions of scaled Poisson random variables, which yields the stated result.  $\square$

*Remark.* In addition to this Poisson sum representation, we can also express the steady-state MGF in terms of the Reimann zeta function and harmonic numbers. From the MGF of the queue length in steady state for  $\theta < 0$ , we can observe that

$$\lim_{t \rightarrow \infty} \mathcal{M}(\theta, t) = e^{\frac{\lambda}{\mu} \sum_{k=1}^n \frac{e^{k\theta} - 1}{k}} = e^{\frac{\lambda}{\mu} (\text{Li}(e^\theta, n, 1) - H_n)}$$

where we have  $H_n$  as the  $n^{\text{th}}$  Harmonic number, given by  $\sum_{k=1}^n \frac{1}{k}$ , and where the truncated polylogarithm function  $\text{Li}(z, n, s)$  is defined as

$$\text{Li}(z, n, s) = \sum_{k=1}^n \frac{z^k}{k^s}.$$

This decomposition into Poisson random variables is quite interesting from a computational standpoint. It allows us to simulate the steady state quite easily since we only need to simulate  $n$  Poisson random variables instead of simulating an actual queue, which could be quite expensive. We can now observe that this construction also yields an interesting connection to both the Harmonic number and Hermite distributions.

### 3.1 Connection to Generalized Hermite Distributions

To motivate our following analysis, suppose that  $n = 2$ . Then, steady-state queue length has steady-state moment generating function given by

$$\mathcal{M}_n(\theta, \infty) = e^{\frac{\lambda}{\mu}(e^\theta - 1) + \frac{\lambda}{2\mu}(e^{2\theta} - 1)}.$$

We can now observe that this MGF corresponds to a Hermite distribution with parameters  $\frac{\lambda}{\mu}$  and  $\frac{\lambda}{2\mu}$ . This implies that the steady-state CDF of the queue at  $n = 2$  is

$$P(Q_\infty(2) \leq k) = e^{-\frac{3\lambda}{2\mu}} \sum_{i=0}^{\lfloor k \rfloor} \sum_{j=0}^{\lfloor i/2 \rfloor} \frac{\left(\frac{\lambda}{\mu}\right)^{i-2j} \left(\frac{\lambda}{2\mu}\right)^j}{(i-2j)!j!} = e^{-\frac{3\lambda}{2\mu}} \sum_{i=0}^{\lfloor k \rfloor} \sum_{j=0}^{\lfloor i/2 \rfloor} \frac{\left(\frac{\lambda}{\mu}\right)^{i-j} 2^{-j}}{(i-2j)!j!}.$$

Furthermore, the steady-state PMF of the queue length is given by

$$P(Q_\infty(2) = i) = e^{-\frac{3\lambda}{2\mu}} \sum_{j=0}^{\lfloor i/2 \rfloor} \frac{\left(\frac{\lambda}{\mu}\right)^{i-j} 2^{-j}}{(i-2j)!j!}.$$

This observation prompts us to ponder generalizations for  $n \geq 3$ . The term “generalized Hermite distribution” has taken on slightly varying (yet always interesting) definitions for different authors. For readers interested in the Hermite distribution and popular generalizations of it, we suggest Kemp and Kemp [10], Gupta and Jain [8], and Milne and Westcott [21]. In our setting we note that the coefficients of  $\frac{\lambda}{\mu}$  in the MGF for batch size  $n$  will be  $1, \frac{1}{2}, \frac{1}{3}, \dots, \frac{1}{n}$ . For this reason, we think of this particular generalization of Hermite distributions to be the *harmonic Hermite distribution*. We can now note that because of this harmonic structure we can instead fully characterize the distribution simply by  $n$  and  $\frac{\lambda}{\mu}$ . In the following theorem we find a useful recursion for the probability mass function of this distribution at all  $n \in \mathbb{Z}^+$ .

**Theorem 3.2.** *Let  $Q_t(n)$  be an infinite server batch arrivals queue with arrival rate  $\lambda > 0$ , batch size  $n \in \mathbb{Z}^+$ , and service rate  $\mu > 0$ . Then, the steady-state distribution of the queue is given by the recursion*

$$\mathbb{P}(Q_\infty(n) = j) = p_j = \sum_{i=1}^n i p_{j-i} \frac{\lambda}{ij\mu} = \sum_{i=1}^n p_{j-i} \frac{\lambda}{j\mu}, \quad (3.2)$$

where  $p_0 = e^{-\frac{\lambda}{\mu} H_n}$  for  $H_n$  as the  $n^{\text{th}}$  harmonic number. Thus, we say that  $Q_\infty(n)$  follows the “harmonic Hermite distribution” with parameter  $n$ .

*Proof.* We know from our Poisson representation of the steady state queue length that

$$M(\theta) = \sum_{j=0}^{\infty} \mathbb{P}(Q_\infty(n) = j) \theta^j = \sum_{j=0}^{\infty} p_j \theta^j = \exp \left( \sum_{i=1}^n \frac{\lambda}{i\mu} (\theta^i - 1) \right).$$

If we take the logarithm of both sides we see that we have

$$\log \left( \sum_{j=0}^{\infty} p_j \theta^j \right) = \sum_{i=1}^n \frac{\lambda}{i\mu} (\theta^i - 1).$$

Now we take the derivative of both sides with respect to the parameter  $\theta$  and this yields the following expression

$$\frac{\sum_{j=1}^{\infty} j p_j \theta^{j-1}}{\sum_{j=0}^{\infty} p_j \theta^j} = \sum_{i=1}^n \frac{\lambda}{\mu} \theta^{i-1}.$$

By moving the denominator to the righthand side, we have that

$$\sum_{j=1}^{\infty} j p_j \theta^{j-1} = \left( \sum_{j=0}^{\infty} p_j \theta^j \right) \left( \sum_{i=1}^n \frac{\lambda}{\mu} \theta^{i-1} \right).$$

Finally, by matching similar powers of  $\theta$  on the left and right sides, we complete the proof.  $\square$

From the above result, we see that for the steady state queue length  $Q_\infty(n)$  we can derive the specific probabilities,

$$\begin{aligned} p_0 &= e^{-\frac{\lambda}{\mu} H_n}, \\ p_1 &= \frac{\lambda}{\mu} p_0 = \frac{\lambda}{\mu} e^{-\frac{\lambda}{\mu} H_n}, \\ p_2 &= \frac{\lambda}{2\mu} (p_0 + p_1) = \frac{\lambda}{2\mu} e^{-\frac{\lambda}{\mu} H_n} + \frac{\lambda^2}{2\mu^2} e^{-\frac{\lambda}{\mu} H_n}. \end{aligned}$$

We can repeat this process as needed for any desired probability. From Theorem 3.1, we can observe that the mean number in system grows linearly with the batch size, meaning that the mean of the  $n^{\text{th}}$  harmonic Hermite distribution is

$$\mathbb{E}[Q_\infty(n)] = \sum_{j=1}^n j \mathbb{E}[Y_j] = \frac{n\lambda}{\mu}.$$

We can observe further that the second moment and variance are quadratic functions of  $n$ :

$$\mathbb{E}[Q_\infty(n)^2] = \mathbb{E} \left[ \left( \sum_{j=1}^n j Y_j \right)^2 \right] = \frac{n(n+1)\lambda}{2\mu} + n^2 \frac{\lambda^2}{\mu^2},$$

$$\text{Var}[Q_\infty(n)] = \text{E}[Q_\infty(n)^2] - \text{E}[Q_\infty(n)]^2 = \frac{n(n+1)\lambda}{2\mu}.$$

We note that from Theorem 3.1 and the following remark, the moment generating function of this distribution is given by

$$\lim_{t \rightarrow \infty} \mathcal{M}(\theta, t) = e^{\frac{\lambda}{\mu} \sum_{k=1}^n \frac{e^{k\theta} - 1}{k}} = e^{\frac{\lambda}{\mu} (\text{Li}(e^\theta, n, 1) - H_n)}.$$

In Figure 3.1 we plot this function for two different parameter settings and compare to simulated values.

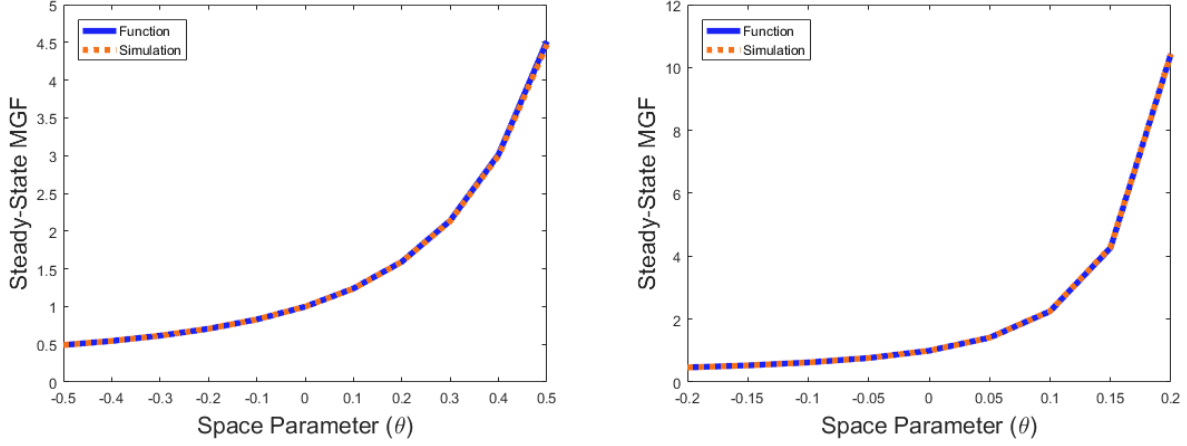


Figure 3.1: Moment generating function of steady-state distribution for stationary arrival rate  $\lambda = 1$ , service rate  $\mu = 1$ , and batch size  $n = 2$  (left) and for stationary arrival rate  $\lambda = 3$ , service rate  $\mu = 5$ , and batch size  $n = 10$ , based on 100,000 replications.

Just as the Harmonic series diverges, we can note that as  $n$  grows infinitely large this distribution will not be defined; equivalently, the batch arrival queue will be unstable. In the following section we instead consider the limit of the queue length scaled by  $n$ , yielding a continuous state stochastic process.

## 4 Scaling the Batch Arrival Queue

However, we can note that if we are to rescale  $Q_\infty(n)$  by  $\frac{1}{n}$  then the corresponding mean and variance will be constant and order  $\frac{1}{n}$ , respectively. This motivates us to now study the object  $\frac{Q_t(n)}{n}$ , which we will refer to as the scaled queue. This section will be devoted to the exploration of this scaling as the batch sizes grows large.

By replacing  $\theta$  with  $\frac{\theta}{n}$  and  $Q_0(n)$  with  $\frac{Q_0(n)}{n}$  in Theorem 2.1, we can note that the transient moment generating function for this scaled system with constant arrival rate is given by

$$\text{E}\left[e^{\theta \cdot \frac{Q_t(n)}{n}}\right] \equiv \mathcal{M}_n(\theta, t) = \left(e^{-\mu t} \left(e^{\frac{\theta}{n}} - 1\right) + 1\right)^{\frac{Q_0}{n}} e^{\lambda \sum_{k=1}^n \binom{n}{k} \frac{(e^{\theta/n} - 1)^k}{k\mu} (1 - e^{-k\mu t})}.$$

Likewise, we can observe that the steady-state distribution of the scaled queue can also be interpreted as a sum of Poisson random variables. This representation is

$$\frac{Q_\infty(n)}{n} \stackrel{D}{=} \sum_{j=1}^n \frac{j}{n} Y_j,$$

where again  $Y_j \sim \text{Pois}\left(\frac{\lambda}{j\mu}\right)$ . We now consider the scaled queue as  $n \rightarrow \infty$ . In this limit we are both sending the size of batches of arrivals to infinity while also scaling the size of the queue inverse proportionally. We can use this construction to move beyond just the mean and variance and instead explicitly state every cumulant of the scaled queue. In Theorem 4.1 we give exact expressions of all steady-state cumulants of the scaled queue as functions of the Bernoulli numbers. Further, we find a convenient form of every cumulant of the scaled queue as the batch size grows to infinity.

**Theorem 4.1.** *Let  $\lambda > 0$  be the arrival rate of batches of size  $n \in \mathbb{Z}^+$  to an infinite server queue with exponential service rate  $\mu > 0$ . Then, the  $k^{\text{th}}$  steady-state cumulant of the scaled queue  $\mathcal{C}^k\left[\frac{Q_\infty(n)}{n}\right]$  is given by*

$$\mathcal{C}^k\left[\frac{Q_\infty(n)}{n}\right] = \frac{\frac{n^k}{k} + \frac{1}{2}n^{k-1} + \sum_{j=2}^{k-1} \frac{B_j}{j!}(k-1)_{j-1}n^{k-j}}{n^k}. \quad (4.1)$$

where  $(n)_i = \frac{n!}{(n-i)!}$  is the  $i^{\text{th}}$  falling factorial of  $n$  and  $B_i$  is the  $i^{\text{th}}$  Bernoulli number. Moreover, we have that

$$\lim_{n \rightarrow \infty} \mathcal{C}^k\left[\frac{Q_\infty(n)}{n}\right] = \frac{\lambda}{k\mu}. \quad (4.2)$$

*Proof.* From our prior observation that  $\frac{Q_\infty(n)}{n} \stackrel{D}{=} \sum_{j=1}^n \frac{j}{n} Y_j$  where  $Y_j \sim \text{Pois}\left(\frac{\lambda}{j\mu}\right)$ , we have that

$$\mathcal{C}^k\left[\frac{Q_\infty(n)}{n}\right] = \mathcal{C}^k\left[\sum_{j=1}^n \frac{j}{n} Y_j\right] = \sum_{j=1}^n \mathcal{C}^k\left[\frac{j}{n} Y_j\right] = \sum_{j=1}^n \frac{j^k}{n^k} \mathcal{C}^k[Y_j] = \frac{\lambda}{\mu n^k} \sum_{j=1}^n j^{k-1},$$

from the independence of these Poisson distributions. Now, by using Faulhaber's formula as given in Knuth [11], we can achieve the stated result.  $\square$

## 4.1 A Limit Theorem for the Scaled Batch Queue

We can pause here to note that as  $n \rightarrow \infty$ , we see that the scaled queue has cumulants of the form  $\frac{c}{k}$  for all  $k \in \mathbb{Z}^+$ . This interesting characteristic prompts us to study this distribution in transient settings as well. Here we find a novel continuous-state space stochastic process characterized by a moment generating function composed of exponential integral functions of both time and the space parameter.

**Theorem 4.2.** *Let  $Q_t$  be an infinite server queue with arrival rate  $\lambda > 0$ , arrival batch size  $n \in \mathbb{Z}^+$ , and exponential service rate  $\mu > 0$ . For  $\theta \in \mathbb{R}$ , let*

$$\mathcal{M}_\infty(\theta, t) = \lim_{n \rightarrow \infty} \mathbb{E}\left[e^{\frac{\theta Q_t(n)}{n}}\right].$$

Then,  $\mathcal{M}_\infty(\theta, t)$  is given by

$$\mathcal{M}_\infty(\theta, t) = e^{\frac{\lambda}{\mu}(\text{Ei}(\theta) - \text{Ei}(\theta e^{-\mu t}) - \mu t)} \quad (4.3)$$

for all time  $t \geq 0$ .

*Proof.* While conventions may vary by application area, in this work we use the definition of exponential integral function given by

$$\text{Ei}(x) = - \int_{-x}^{\infty} \frac{e^{-s}}{s} ds.$$

By taking the limit of the MGF of the scaled queue, we have that

$$\frac{\partial}{\partial t} \mathcal{M}_\infty(\theta, t) = \lambda (e^\theta - 1) \mathcal{M}_\infty(\theta, t) - \mu \theta \frac{\partial}{\partial \theta} \mathcal{M}_\infty(\theta, t)$$

with initial solution  $\mathcal{M}_\infty(\theta, 0) = \lim_{n \rightarrow \infty} e^{\frac{\theta Q_0}{n}} = 1$ . In the same manner as the proof of Theorem 2.1, we solve the PDE of the cumulant generating function through use of the method of characteristics. We start by establishing the characteristic ODE's:

$$\begin{aligned} \frac{d\theta}{ds}(r, s) &= \mu\theta, & \theta(r, 0) &= r, \\ \frac{dt}{ds}(r, s) &= 1, & t(r, 0) &= 0, \\ \frac{dg}{ds}(r, s) &= \lambda(e^\theta - 1), & g(r, 0) &= 0. \end{aligned}$$

We now solve the first two initial value problems and find

$$\begin{aligned} \theta(r, s) &= c_1(r) e^{\mu s} & \rightarrow & \theta(r, s) = r e^{\mu s}, \\ t(r, s) &= s + c_2(r) & \rightarrow & t(r, s) = s. \end{aligned}$$

This allows us to simplify the third characteristic equation to

$$\frac{dg}{ds}(r, s) = \lambda(e^{r e^{\mu s}} - 1).$$

The general solution to this ODE is

$$g(r, s) = c_3(r) + \frac{\lambda}{\mu} (\text{Ei}(r e^{\mu s}) - \mu s),$$

and after solving for the initial condition we find that

$$g(r, s) = \frac{\lambda}{\mu} (\text{Ei}(r e^{\mu s}) - \text{Ei}(r) - \mu s).$$

Hence, for  $s = t$  and  $r = \theta e^{-\mu t}$ , this yields

$$G(\theta, t) = g(\theta e^{-\mu t}, t) = \frac{\lambda}{\mu} (\text{Ei}(\theta) - \text{Ei}(\theta e^{-\mu t}) - \mu t),$$

and by  $\mathcal{M}_\infty(\theta, t) = e^{G_\infty(\theta, t)}$  we complete the proof.  $\square$



As a consequence of this, we can also find the steady-state distribution of this process, which will be a continuous random variable. We have already seen the cumulants of this distribution as given in Theorem 4.1, and we will now give the moment generating function.

**Corollary 4.3.** *The moment generating function of the scaled number in system in steady-state as  $n \rightarrow \infty$  is given by*

$$\mathcal{M}_\infty(\theta) = \theta^{-\frac{\lambda}{\mu}} e^{\frac{\lambda}{\mu}(\text{Ei}(\theta) - \gamma)} \quad (4.4)$$

for all  $\theta > 0$ , where  $\gamma$  is the Euler-Mascheroni constant.

*Proof.* We can observe this directly from Theorem 4.2 by also noting that

$$\lim_{t \rightarrow \infty} \text{Ei}(\theta e^{-\mu t}) + \mu t = \gamma + \log(\theta)$$

for all  $\theta > 0$ . However, this also can be observed through an alternative approach. This derivation explains the presence of the exponential integral function directly from the differential equations, and thus we believe this elegance merits its inclusion. We start by making the ansatz that

$$\mathcal{M}_\infty(\theta) = C \theta^{-\frac{\lambda}{\mu}} e^{g(\theta)} \quad (4.5)$$

where  $C$  is some constant. Then, we must solve for the function  $g(\theta)$  that satisfies the limiting equation. Now we substitute our ansatz into the differential equation for the steady state moment generating function and find that

$$\begin{aligned} \mu \theta \frac{d}{d\theta} \mathcal{M}_\infty(\theta) &= \mu \theta \frac{d}{d\theta} C \theta^{-\frac{\lambda}{\mu}} e^{g(\theta)} \\ &= -\lambda \mathcal{M}_\infty(\theta) + \mathcal{M}_\infty(\theta) g'(\theta) \mu \theta. \end{aligned}$$

Therefore in order for the ansatz to satisfy the differential equation, we must have that

$$g'(\theta) = \frac{\lambda}{\mu} \frac{e^\theta}{\theta}.$$

By solving for  $g(\theta)$ , we have that

$$g(\theta) = \frac{\lambda}{\mu} \text{Ei}(\theta),$$

which is the exponential integral function. □

In Figure 4.1 we plot this function in comparison to the moment generating functions for the scaled queue. To illustrate the convergence, we consider scaled queues across multiple choices of the batch size.

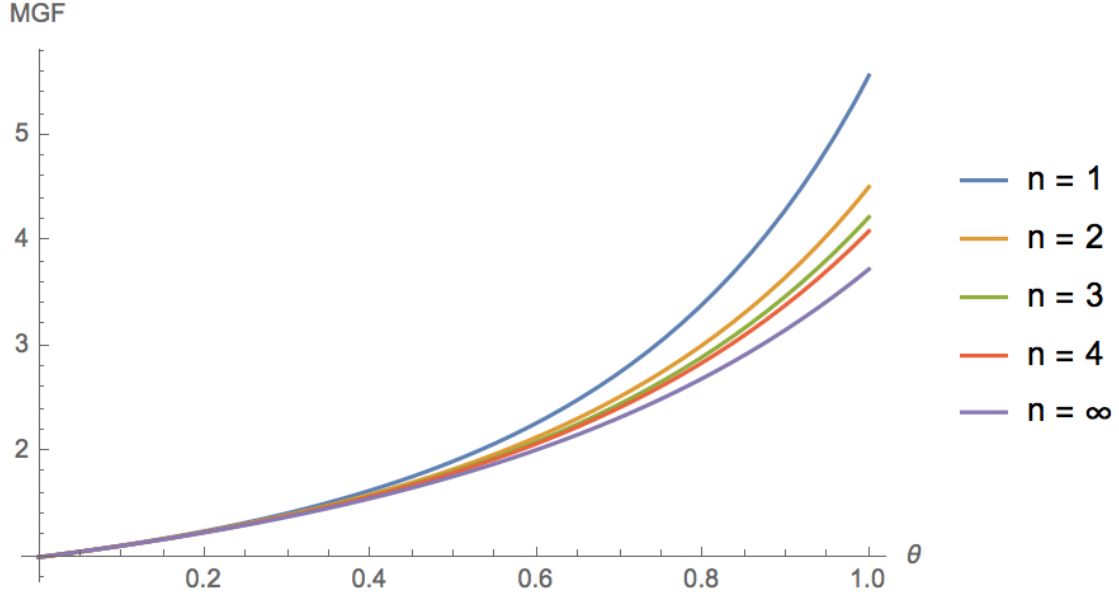


Figure 4.1: Steady-state MGF of the scaled queue for increasing batch size where  $\frac{\lambda}{\mu} = 1$ .

In the following three figures we plot both the probability mass functions and cumulative distribution functions of the scaled queue as  $n$  increases. Each graph is formed from simulations based on 100,000 trials. In Figure 4.2 we set  $\lambda = \mu = 1$ , in Figure 4.3  $\lambda = 1$  while  $\mu = 2$ , and in Figure 4.4  $\lambda = 2$  and  $\mu = 1$ . In the CDF plots, one can observe the a relationship similar to that of the Harmonic numbers and the sum of the natural logarithm and the Euler-Mascheroni constant.

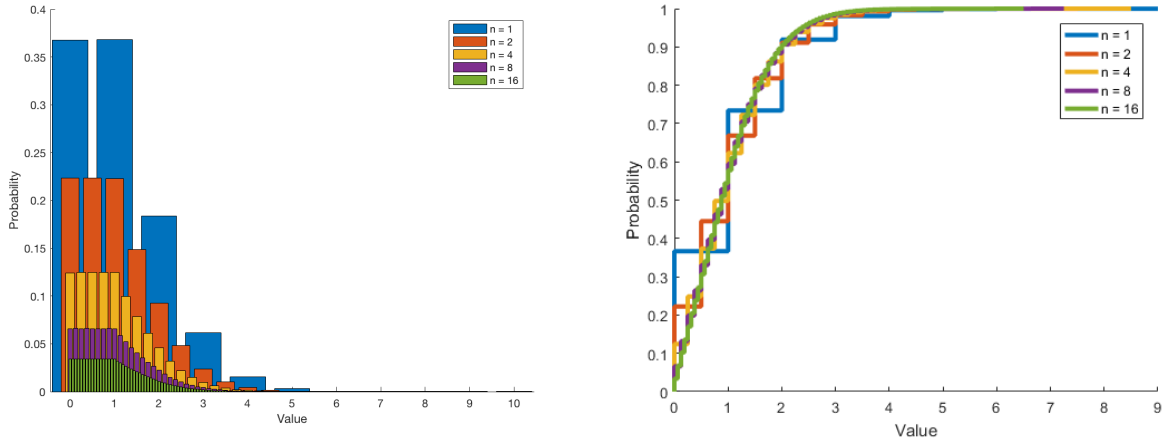


Figure 4.2: Limiting PMF (left) and CDF (right) for the scaled batch queue with increasing batch sizes  $n$ , arrival rate  $\lambda = 1$ , and service rate  $\mu = 1$ , based on 100,000 replications.

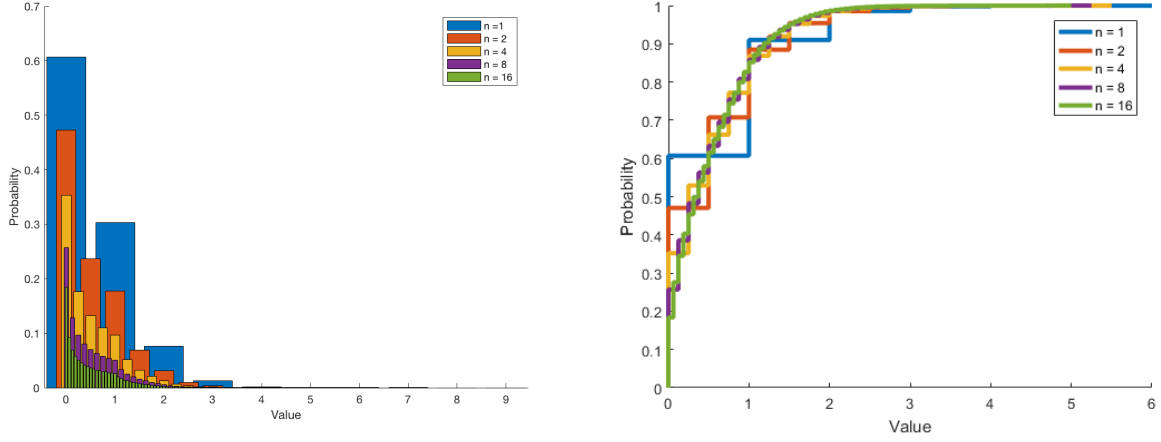


Figure 4.3: Limiting PMF (left) and CDF (right) for the scaled batch queue with increasing batch sizes  $n$ , arrival rate  $\lambda = 1$ , and service rate  $\mu = 2$ , based on 100,000 replications.

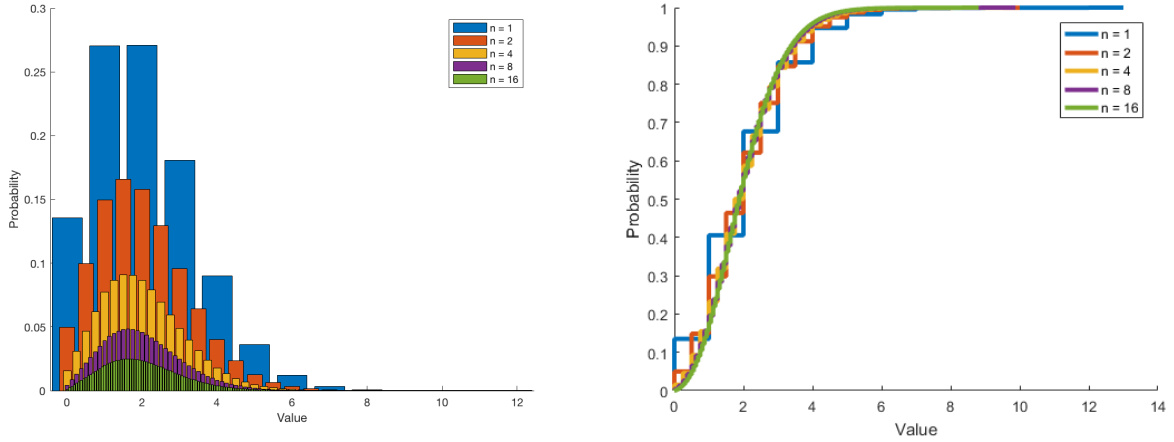


Figure 4.4: Limiting PMF (left) and CDF (right) for the scaled batch queue with increasing batch sizes  $n$ , arrival rate  $\lambda = 2$ , and service rate  $\mu = 1$ , based on 100,000 replications.

## 5 Conclusion and Final Remarks

In this paper we have found parallels between infinite server queues with batch arrivals, sums of scaled Poisson random variables, and Hermite distributions. Moreover, we also connect the stochastic objects to analytic quantities and functions of external interest, such as the Harmonic numbers, the exponential integral function, the Riemann zeta function, the Euler-Mascheroni constant, and the polylogarithm function. In addition to being interesting in their own right, these connections have helped us to specify exact forms of valuable quantities related to this queueing system, including generating functions for the queue and for the limit of the queue scaled by the batch size. Thus,

we have gained both insight into the queue itself and perspective on the model’s place in operations research and applied mathematics more broadly.

For this reason, we believe continued work on these fronts is merited. For example, while we have some intuition for the harmonic Hermite distribution discussed in Section 3, we have less of an understanding of the limiting distribution of the scaled queue in Section 4. Having more knowledge of what distribution might produce a moment generating function comprised of exponential integral function. Finding such a distribution could not only teach us about this queueing system, it would also likely be worth studying entirely on its own. Additionally, providing further connections of this distribution back to the harmonic numbers and the associated Hermite distribution would also be of great interest. In general, relating discrete and continuous stochastic objects in this manner has led to many fascinating advancements in queueing such as in heavy traffic limits.

As future work is concerned, there are three things that warrant further investigation. First, the extension of our batch model beyond infinite server queues to multi-server queues, queues with abandonment, and networks of infinite server queues Mandelbaum and Zeltyn [17], Massey and Pender [18], Engblom and Pender [5], Gurvich et al. [9], Pender [24], Daw and Pender [3]. It would be interesting to explore our limit theorems in these cases to understand the impact of having a finite number of servers. Second, it would also be interesting to explore the impact of the batch arrivals in the context of queues with delayed information as in Pender et al. [26, 27, 28]. It would be of interest to know whether or not the batch arrivals would influence the Hopf bifurcations or oscillations that occur in the delayed information queues. Finally, it would also be of worth to study the impact of batch arrivals in the context of self-exciting arrival processes such as Hawkes processes like in the work of Gao and Zhu [7], Koops et al. [12], Daw and Pender [4]. We intend to pursue the ideas described here as well as other related concepts in our future work.

## Acknowledgements

We acknowledge the generous support of the National Science Foundation (NSF) for Jamol Pender’s Career Award CMMI # 1751975 and Andrew Daw’s NSF Graduate Research Fellowship under grant DGE-1650441.

## References

- [1] Mark Brown and Sheldon M Ross. Some results for infinite server Poisson queues. *Journal of Applied Probability*, 6(3):604–611, 1969.
- [2] Singha Chiamsiri and Michael S Leonard. A diffusion approximation for bulk queues. *Management Science*, 27(10):1188–1199, 1981.
- [3] Andrew Daw and Jamol Pender. New perspectives on the Erlang-A queue. *arXiv preprint arXiv:1712.08445*, 2017.
- [4] Andrew Daw and Jamol Pender. Queues driven by Hawkes processes. *arXiv preprint arXiv:1707.05143*, 2017.

- [5] Stefan Engblom and Jamol Pender. Approximations for the moments of nonstationary and state dependent birth-death queues. *arXiv preprint arXiv:1406.6164*, 2014.
- [6] FG Foster. Batched queuing processes. *Operations Research*, 12(3):441–449, 1964.
- [7] Xuefeng Gao and Lingjiong Zhu. A functional central limit theorem for stationary Hawkes processes and its application to infinite-server queues. *arXiv preprint arXiv:1607.06624*, 2016.
- [8] RP Gupta and GC Jain. A generalized Hermite distribution and its properties. *SIAM Journal on Applied Mathematics*, 27(2):359–363, 1974.
- [9] Itai Gurvich, Junfei Huang, and Avishai Mandelbaum. Excursion-based universal approximations for the Erlang-A queue in steady-state. *Mathematics of Operations Research*, 39(2):325–373, 2013.
- [10] CD Kemp and Adrienne W Kemp. Some properties of the ‘Hermite’ distribution. *Biometrika*, 52(3-4):381–394, 1965.
- [11] Donald E Knuth. Johann Faulhaber and sums of powers. *Mathematics of Computation*, 61(203):277–294, 1993.
- [12] David Koops, Mayank Saxena, Onno Boxma, and Michel Mandjes. Infinite-server queues with Hawkes arrival processes. *arXiv preprint arXiv:1707.02196*, 2017.
- [13] Soon Seok Lee, Ho Woo Lee, Seung Hyun Yoon, and Kyung C Chae. Batch arrival queue with N-policy and single vacation. *Computers & Operations Research*, 22(2):173–189, 1995.
- [14] Liming Liu and James GC Templeton. Autocorrelations in infinite server batch arrival queues. *Queueing Systems*, 14(3-4):313–337, 1993.
- [15] Yi Lu, Qiaomin Xie, Gabriel Kliot, Alan Geller, James R Larus, and Albert Greenberg. Join-idle-queue: A novel load balancing algorithm for dynamically scalable web services. *Performance Evaluation*, 68(11):1056–1071, 2011.
- [16] David M Lucantoni. New results on the single server queue with a batch Markovian arrival process. *Communications in Statistics. Stochastic Models*, 7(1):1–46, 1991.
- [17] Avishai Mandelbaum and Sergey Zeltyn. Service engineering in action: the Palm/Erlang-A queue, with applications to call centers. In *Advances in services innovations*, pages 17–45. Springer, 2007.
- [18] William A Massey and Jamol Pender. Gaussian skewness approximation for dynamic rate multi-server queues with abandonment. *Queueing Systems*, 75(2-4):243–277, 2013.
- [19] Hiroyuki Masuyama and Tetsuya Takine. Analysis of an infinite-server queue with batch Markovian arrival streams. *Queueing Systems*, 42(3):269–296, 2002.

- [20] Rupert G Miller Jr. A contribution to the theory of bulk queues. *Journal of the Royal Statistical Society. Series B (Methodological)*, pages 320–337, 1959.
- [21] Robin Kingsley Milne and Mark Westcott. Generalized multivariate Hermite distributions and related point processes. *Annals of the Institute of Statistical Mathematics*, 45(2):367–381, 1993.
- [22] Guodong Pang and Ward Whitt. Infinite-server queues with batch arrivals and dependent service times. *Probability in the Engineering and Informational Sciences*, 26(2):197–220, 2012.
- [23] Jamol Pender. Poisson and Gaussian approximations for multi-server queues with batch arrivals and batch abandonment. 2013.
- [24] Jamol Pender. Gram Charlier expansion for time varying multiserver queues with abandonment. *SIAM Journal on Applied Mathematics*, 74(4):1238–1265, 2014.
- [25] Jamol Pender and Tuan Phung-Duc. A law of large numbers for M/M/c/delayoff-setup queues with nonstationary arrivals. In *International Conference on Analytical and Stochastic Modeling Techniques and Applications*, pages 253–268. Springer, 2016.
- [26] Jamol Pender, Richard H Rand, and Elizabeth Wesson. Queues with choice via delay differential equations. *International Journal of Bifurcation and Chaos*, 27(04):1730016, 2017.
- [27] Jamol Pender, Richard H Rand, and Elizabeth Wesson. Strong approximations for queues with customer choice and constant delays. 2017.
- [28] Jamol Pender, Richard H Rand, and Elizabeth Wesson. An analysis of queues with delayed information and time-varying arrival rates. *Nonlinear Dynamics*, 91(4):2411–2427, 2018.
- [29] Rainer K Sachs, Pei-Li Chen, Philip J Hahnfeldt, and Lynn R Hlatky. DNA damage caused by ionizing radiation. *Mathematical biosciences*, 112(2):271–303, 1992.
- [30] DN Shanbhag. On infinite server queues with batch arrivals. *Journal of Applied Probability*, 3(1):274–279, 1966.
- [31] Hideaki Takagi and Yoshitaka Takahashi. Priority queues with batch Poisson arrivals. *Operations Research Letters*, 10(4):225–232, 1991.
- [32] Qiaomin Xie, Mayank Pundir, Yi Lu, Cristina L Abad, and Roy H Campbell. Pandas: Robust locality-aware scheduling with stochastic delay optimality. *IEEE/ACM Transactions on Networking (TON)*, 25(2):662–675, 2017.
- [33] Ali Yekkehkhany, Avesta Hojjati, and Mohammad H Hajiesmaili. GB-PANDAS:: Throughput and heavy-traffic optimality analysis for affinity scheduling. *ACM SIGMETRICS Performance Evaluation Review*, 45(2):2–14, 2018.