

Old, Metal-Poor Extreme Velocity Stars in the Solar Neighborhood*

KOHEI HATTORI,¹ MONICA VALLURI,¹ ERIC F. BELL,¹ AND IAN U. ROEDERER^{1,2}¹*Department of Astronomy, University of Michigan, 1085 S. University Ave., Ann Arbor, MI 48109, USA*²*Joint Institute for Nuclear Astrophysics – Center for the Evolution of the Elements (JINA-CEE), USA*

ABSTRACT

We report the discovery of 30 stars with extreme space velocities ($\gtrsim 480 \text{ km s}^{-1}$) in the *Gaia*-DR2 archive. These stars are a subset of 1743 stars with high-precision parallax, large tangential velocity ($v_{\text{tan}} > 300 \text{ km s}^{-1}$), and measured line-of-sight velocity in DR2. By tracing the orbits of the stars back in time, we find at least one of them is consistent with having been ejected by the supermassive black hole at the Galactic center. Another star has an orbit that passes near the Large Magellanic Cloud (LMC) about 200 Myr ago. Unlike previously discovered blue hypervelocity stars, our sample is metal-poor ($-1.5 < [\text{Fe}/\text{H}] < -1.0$) and quite old ($> 1 \text{ Gyr}$). We discuss possible mechanisms for accelerating old stars to such extreme velocities. The high observed space density of this population, relative to potential acceleration mechanisms, implies that these stars are probably bound to the Milky Way. If they are bound, the discovery of this population would require a local escape speed of around $\sim 600 \text{ km s}^{-1}$ and consequently imply a virial mass of $M_{200} \sim 1.4 \times 10^{12} M_{\odot}$ for the Milky Way.

Keywords: stars: kinematics and dynamics, Galaxy: kinematics and dynamics; Galaxy: fundamental parameters; Galaxy: halo; (galaxies:) Magellanic Clouds

1. INTRODUCTION

The origin of unbound stars with extremely large velocities in the halo of our Milky Way (MW) is currently unknown. So far, about 20 “hypervelocity stars” (HVSs) with velocities above $400\text{--}500 \text{ km s}^{-1}$ have been identified in the distant halo, and most stars are confirmed to be young, massive stars such as B-type main sequence stars (e.g. Brown 2015, and references therein). Since they are typically located over 50 kpc from star formation sites, these young stars are believed to be recently ejected from some star forming regions near the Galactic center, the MW stellar disk, or star-forming dwarf satellites of the Galaxy.

The most widely recognized mechanism to eject a star with a large velocity is associated with the supermassive black hole (SMBH) at the Galactic center. Hills (1988) and Yu & Tremaine (2003) theoretically proposed that the SMBH can disrupt a close binary system and eject a star with a velocity of $\sim 1000 \text{ km s}^{-1}$, which allows a young star to travel to the outer halo ($\sim 50 \text{ kpc}$) during its lifetime.

Other possible ejection mechanisms include ejection of the binary companion of a star that explodes as a supernova (SN) (Blaauw 1961), or the dynamical few-body interactions in young dense star clusters (Leonard

1991). Both mechanisms can produce ejection velocities from the stellar disk of $\sim 600 \text{ km s}^{-1}$ for main-sequence stars.

Another possibility is the ejection from star-forming dwarf galaxies. For example, the Large Magellanic Cloud (LMC), which is located at a Galactocentric radius of $r \sim 50 \text{ kpc}$, is moving at 400 km s^{-1} with respect to the MW; so even a relatively small ejection velocity $\sim 200 \text{ km s}^{-1}$ from the LMC could produce stars with extremely large velocities in the rest frame of the MW (Boubert & Evans 2016).

Different mechanisms for producing HVSs predict different observational signatures in clustering, space motions and stellar populations. Precise positions and space velocities would permit backwards orbit integration to potential ejection locations (Bromley et al. 2009; Brown et al. 2015; Erkal et al. 2018; Marchetti et al. 2018; Brown et al. 2018). Access to a sample of high velocity stars that is not restricted to young stars would be valuable (Kollmeier et al. 2010), and would critically test ejection scenarios (e.g., Galactic center ejection should eject metal-rich stars with a range in ages). Since the term “hypervelocity stars” has primarily been used to refer to unbound stars ejected by the interaction of a stellar binary with a central black hole, we will refer to stars with large velocity as “extreme velocity stars” in order to be agnostic about the acceleration mechanism.

Local populations of stars with very high velocities are of interest for another reason: they provide candidates for measuring the local escape speed. Since the escape

Email: khattori@umich.edu

* Based on data from the *Gaia*-DR2 Archive

speed at a given radius in the MW depends on the mass beyond that radius, it is one of the few *local measurements that provides constraints on the total mass of the MW*. The current uncertainty in the mass of the MW is more than a factor of two, with values of M_{200} ranging from $0.87 \times 10^{12} M_{\odot}$ (Xue et al. 2008) to $2.6 \times 10^{12} M_{\odot}$ (Watkins et al. 2010). More generally it has been found that measurements that rely on the kinematics of halo stars tend to yield systematically lower values than studies that use more distant satellites as kinematic tracers (Bland-Hawthorn & Gerhard 2016). A difficulty with distant tracers is that their proper motions are unknown or highly uncertain. In contrast, measuring the total mass of the MW by estimating the local escape velocity (v_{esc}) from the 3D space velocity of a local sample of extremely high velocity stars provides a powerful alternative. Previous estimates of the mass of the MW from the determination of v_{esc} have used line of sight velocities of stars from the RAVE survey (Smith et al. 2007; Piffl et al. 2014b). The availability of a new local sample of sample of extremely high velocity stars is therefore significant.

The *Gaia*-DR2 archive, in providing accurate proper motions for > 100 million stars and radial velocities for a subset of over 7 million of them, permits a kinematic selection of 30 stars with high space velocity (Section 2). We use dust-corrected color-magnitude diagrams to characterize the sample (Section 3.1). Using *Gaia* phase space coordinates for each star and assuming a popular current model potential for the MW, we attempt to determine the ejection locations of these stars by integrating their orbits back in time (Section 3.3). We discuss possible acceleration mechanisms and the implications for the local escape velocity and the mass of the MW in Section 4.

2. SAMPLE SELECTION AND ORBIT COMPUTATION

Gaia DR2 includes 7,224,631 stars with line-of-sight velocities (v_{los}) obtained with the *Gaia* Radial Velocity Spectrometer (Gaia Collaboration et al. 2018a; Katz et al. 2018). In this paper, we first select stars based on their high tangential velocities, and then use v_{los} from *Gaia* to compute the total velocity v_{total} for each star and thereby select the final sample. Therefore, by design, the total velocity v_{total} of our sample stars is not dominated by v_{los} ; therefore any errors in the measurement of v_{los} should not seriously affect the number of extreme velocity stars. For a subset of stars with v_{los} measurements from LAMOST or RAVE the reported values are quite consistent with *Gaia* RVS measurements.

We first identified 1743 candidate stars from the *Gaia*-DR2 archive that have: (i) high precision parallax ($\varpi/\delta\varpi > 10$) implying a distance accuracy of better than 10% (ensuring accurate tangential velocity measurements); (ii) measured v_{los} ; and (iii)

$v_{\text{tan}} > 300 \text{ km s}^{-1}$. Here, v_{tan} is the Galactic rest frame tangential velocity corrected for the Solar reflex motion and is given by:

$$v_{\text{tan}}^2 = [k\mu_{\ell*}/\varpi - U_{\odot} \sin \ell + V_{\odot} \cos \ell]^2 + [k\mu_b/\varpi - U_{\odot} \cos \ell \sin b - V_{\odot} \sin \ell \sin b + W_{\odot} \cos b]^2, \quad (1)$$

where $k = 4.74047 \text{ km s}^{-1} \text{ kpc}^{-1} (\text{mas yr}^{-1})^{-1}$, ϖ is the parallax, (ℓ, b) are the Galactic longitude and latitude, $(\mu_{\ell*}, \mu_b)$ are the associated proper motion components, and $(U_{\odot}, V_{\odot}, W_{\odot}) = (11.1, 232.24, 7.25) \text{ km s}^{-1}$ are the Galactocentric Solar velocity components. The Solar peculiar velocity is taken from Schönrich et al. (2010), and we assume the Local Standard of Rest velocity of $v_0 = 220 \text{ km s}^{-1}$. For these 1743 stars, we derive the 3D position and velocity in the Galactocentric rest frame by additionally taking into account v_{los} from *Gaia*. Here, we assume that the Galactocentric distance of the Sun is $R_0 = 8 \text{ kpc}$.

We assume a gravitational potential model for the MW, `MWPotential2014` (Bovy 2015), and evaluate the orbital energy E for each star. We use the as-observed 6D coordinates of each star and select 30 stars which are unbound ($E > 0$) or marginally bound ($E > -0.1v_0^2 = -4840 \text{ km}^2 \text{ s}^{-2}$) in this potential. All of these stars lie within 8 kpc of the Solar position. For each of these 30 stars, we use Monte Carlo sampling to draw 1000 current positions and velocities from the error distribution around the observed 6D phase-space coordinates. Then we evaluate the probability of each star being unbound, P_{unb} , in this potential. (In Section 4.2 we discuss further the validity of this assumption.) Hereafter we refer to these 30 stars as our “extreme velocity” sample based on the fact that they are determined to be unbound in this potential, but note that at least 20 additional stars in the full sample have comparable velocities. It is important to point out that our main conclusions are unaffected by how our extreme velocity sample is selected.

The sample is listed in Table 1 where stars are listed in decending order of their total energy E in this potential with the i th star in the table named `Gaia-T-ESi` ($i = 1, \dots, 30$).

We note that a recent paper by Marchetti et al. (2018) adopted a slightly different strategy from ours to select stars with large velocity. They adopted more conservative criteria for the quality of the *Gaia* astrometric solution (see conditions (i)-(v) in their section 4), while they allowed large formal errors on parallax or proper motion as long as the total velocity v_{total} could be computed with $< 20\%$ error. In contrast we select those stars with large tangential velocity and small formal error on parallax (which results in small formal error on proper motion as well), but we do not adopt any cut on the quality of the astrometric solution. We have confirmed that the fractional error on v_{total} in our sample is between 4-12%. The differences in the strategies adopted imply that our

sample might include stars with large systematic errors on the astrometric solution (in spite of the small formal error on parallax). However, it is also true that their conservative cut on the quality of astrometric solution might potentially discard a lot of interesting candidate stars with small formal errors on parallax and proper-motion. Also, they adopted a different potential model for the Milky Way, from the one used here, to select stars with high probability of being unbound. Thus, our study is complimentary to their work. Indeed, 6 stars in our final catalog (Gaia-T-ES5,6,7,10,11,15) have high-quality astrometric data and are reported in Marchetti et al. (2018). 8 stars (Gaia-T-ES17,18,22,23,24,26,27,29) have high-quality astrometric data but are not reported in Marchetti et al. (2018); and indeed Gaia-T-ES22 and 29 turn out to have physically interesting orbits (see Section 3.3). The other 16 stars have lower-quality astrometric solutions according to their criteria. We expect that the quality of the data will be improved in future data releases from *Gaia*, so we believe that even the stars with lower-quality astrometric data in DR2 are worth analyzing. We note that exclusion of stars with lower-quality data will not alter the main conclusions of this paper.

3. OBSERVED PROPERTIES

3.1. Color-magnitude diagram

A color-magnitude diagram of a subset of 18 (out of 30) extreme velocity stars is shown in Figure 2. Colors and magnitudes have been corrected assuming a foreground dust screen following Schlegel et al. (1998), recalibrated following Schlafly & Finkbeiner (2011), and using approximate transformations $A_G \sim A_V$ and $E(BP - RP) \sim 1.286E(V - I)$ following the leading terms of stellar color transformation of Evans et al. (2018). This correction assumes that the stars lie behind a foreground dust screen. For stars with $|b| < 15^\circ$ or derived $A_G > 0.3$ mag, we are concerned that the total projected extinction estimates of Schlegel et al. (1998) are likely to overestimate extinction, and so we discard these stars from Figure 2, focusing instead on the 18 stars (shown in red) that happen to lie on lines of sight with less problematic extinction estimates¹. Figure 2 shows these extreme velocity stars superimposed on PARSEC isochrones (Bressan et al. 2012) for stellar populations with age 0.01–10 Gyr, and four different metallicities from 1/30 solar to solar metallicity. The bright absolute *G*-band magnitudes, red colors, and locations on the isochrones strongly suggest that this sample is dominated by evolved and metal-poor stars. The isochrones for solar metallicity stars (bottom right) are clearly inconsistent with this population. The top two panels suggest that these stars are low metallic-

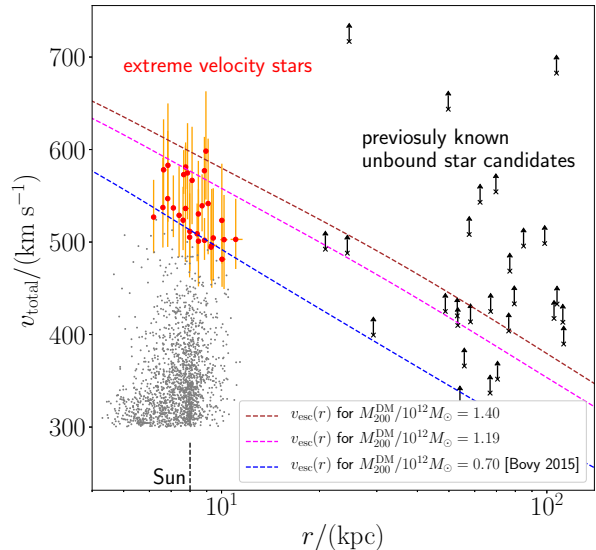


Figure 1. The total velocity v_{total} and the Galactocentric radius r for the 30 newly discovered extreme velocity stars (red dots with error bars). The gray dots correspond to 1713 bound stars with $v_{\text{tan}} > 300 \text{ km s}^{-1}$. Previously known hypervelocity star candidates (Brown 2015; Zheng et al. 2014; Huang et al. 2017) are also shown at $r \gtrsim 20 \text{ kpc}$, with arrow marking their Galactic rest frame line-of-sight velocity used to indicate a lower bound on v_{total} . The blue dashed line shows the Galactic escape velocity in the MWPotential2014 model (Bovy 2015). Also plotted are the escape velocity curves for two models with higher dark halo mass.

ity ($-1.5 < [\text{Fe}/\text{H}] < -1.0$) and old (1–10 Gyr), with masses expected to be around $1 M_\odot$ or lower.

There is additional evidence supporting our claim that the stars in our sample are old and metal-poor. According to the *Gaia*-DR2 catalog, Gaia-T-ES14 is classified as an RR Lyrae star (RRab star), which suggests that this star is old (~ 10 Gyr old). Also, we noticed that spectroscopic metallicity from RAVE Data Release 5 (Kunder et al. 2017) and/or LAMOST Data Release 3 (Cui et al. 2012; Zhao et al. 2012) is available for 6 stars in our sample² (see Table 2). These 6 stars show low metallicity of $[\text{M}/\text{H}] \lesssim -0.9$, which reinforces our argument that most of our sample stars are old and metal-poor.

Our sample stars are clearly very different from previously known OB-type hypervelocity star candidates (Brown 2015) which are young and massive. We caution that our sample is restricted to stars with good paral-

¹ However the 12 stars excluded from the plot do not differ significantly from the 18 stars shown.

² We used `gaia_tools` (https://github.com/jobovy/gaia_tools) to crossmatch LAMOST data with *Gaia* data.

Table 1. Extreme velocity star sample, sorted by decreasing orbital energy E

Short name	GaiaDR2 source_id	ℓ	b	d_{helio}	r	v_{total}	v_r	v_{los}	E	$-L_z$	P_{unb}	Origin
		deg	deg	kpc	kpc	km s $^{-1}$	km s $^{-1}$	km s $^{-1}$	km 2 s $^{-2}$	kpc km s $^{-1}$		
Gaia-T-ES1	3252546886080448384	193.87	-36.61	1.18 ± 0.09	9.0	598.3	-337.0	1.7	53273	-3578	0.95	—
Gaia-T-ES2	5300505902646873088	278.09	-6.83	5.08 ± 0.36	8.9	577.1	-539.3	160.2	40228	-1651	0.98	—
Gaia-T-ES3	2629296824480015744	61.28	-46.88	0.89 ± 0.04	7.8	581.1	552.6	-219.7	36368	-827	1.00	—
Gaia-T-ES4	6505889848642319872	332.40	-53.84	3.63 ± 0.36	6.8	583.0	568.9	-38.2	35132	-536	0.85	—
Gaia-T-ES5	5212817273334550016	287.70	-25.27	3.81 ± 0.30	7.9	574.7	456.3	159.9	34520	-28	0.86	—
Gaia-T-ES6	3705761936916676864	302.68	67.81	3.76 ± 0.34	8.1	566.7	-524.7	88.7	33232	-1354	0.86	—
Gaia-T-ES7	6397497209236655872	321.80	-42.67	5.79 ± 0.56	6.6	578.1	-572.7	-8.2	32442	-256	0.88	—
Gaia-T-ES8	5212110596595560192	289.93	-28.26	2.92 ± 0.15	7.6	572.9	-553.7	298.2	31964	-842	0.98	—
Gaia-T-ES9	1598160152636141568	87.67	49.03	4.54 ± 0.42	9.1	541.6	323.6	-168.7	23898	-3448	0.73	—
Gaia-T-ES10	2233912206910720000	88.96	13.49	3.59 ± 0.23	8.7	539.2	78.9	-343.9	18526	-419	0.84	—
Gaia-T-ES11	1042515801147259008	153.60	36.20	2.57 ± 0.23	10.0	523.4	403.2	73.9	16960	-2075	0.72	—
Gaia-T-ES12	6385725872108796800	319.08	-44.99	3.31 ± 0.30	6.8	547.0	-32.1	-11.5	13880	-2307	0.68	LMC?
Gaia-T-ES13	1552278116525348096	102.44	67.05	2.23 ± 0.19	8.5	530.4	490.3	-83.6	13824	-1401	0.70	—
Gaia-T-ES14	5195254636665583232	295.99	-23.96	5.70 ± 0.55	7.7	536.3	506.3	191.8	13363	1055	0.63	stream?
Gaia-T-ES15	5482348392671802624	269.29	-28.85	7.54 ± 0.70	11.1	502.9	479.8	434.1	11715	1219	0.71	stream?
Gaia-T-ES16	5190987741276442752	301.17	-22.50	2.74 ± 0.15	7.1	536.9	513.5	171.1	8174	-31	0.68	—
Gaia-T-ES17	5191438266165988352	299.83	-21.25	5.84 ± 0.48	7.4	528.9	516.6	319.1	7255	350	0.57	—
Gaia-T-ES18	5637997011047611264	255.66	16.50	4.67 ± 0.42	10.2	502.6	-236.2	252.5	6824	-3386	0.63	—
Gaia-T-ES19	1765600930139450752	67.47	-31.88	1.73 ± 0.13	7.6	523.6	-376.3	-271.8	4102	559	0.58	—
Gaia-T-ES20	330414789019026944	137.29	-24.37	1.96 ± 0.18	9.4	504.4	-150.9	-120.6	3967	-641	0.53	—
Gaia-T-ES21	5869501039771336192	307.46	1.96	3.07 ± 0.30	6.6	537.3	142.0	380.5	3374	-1538	0.52	LMC?
Gaia-T-ES22	1400950785006036224	75.16	52.41	6.21 ± 0.58	9.3	496.5	138.8	48.2	2495	-1788	0.52	LMC
Gaia-T-ES23	4747063907290066176	267.94	-54.95	2.44 ± 0.13	8.4	508.9	276.2	25.3	2252	-1440	0.55	—
Gaia-T-ES24	5373040581643937664	289.09	11.25	5.10 ± 0.45	8.0	511.5	501.1	333.8	177	417	0.49	MWCenter?
Gaia-T-ES25	73753560659651584	152.87	-45.72	1.29 ± 0.07	8.9	501.9	206.9	-166.1	-22	1050	0.47	—
Gaia-T-ES26	2260163008363761664	100.58	29.08	3.60 ± 0.29	9.3	494.5	352.5	14.6	-928	-1166	0.48	—
Gaia-T-ES27	1359836093873456768	72.19	37.90	3.76 ± 0.32	8.0	505.3	-430.3	-34.2	-1564	1210	0.46	—
Gaia-T-ES28	2853089398265954432	108.61	-36.13	1.45 ± 0.13	8.5	500.9	291.8	-303.5	-2531	-3391	0.50	—
Gaia-T-ES29	5800686352131080704	316.14	-23.51	3.81 ± 0.24	6.2	527.0	526.8	27.8	-2570	-73	0.45	MWCenter
Gaia-T-ES30	4863753908114937728	229.68	-52.12	3.66 ± 0.35	10.0	481.4	-464.1	-174.3	-3203	-1170	0.44	—

NOTE— The origin of the extreme velocity star is denoted as MWCenter and LMC if it is consistent with coming from the Galactic center (center of the Milky Way) and the Large Magellanic Cloud, respectively. Gaia-T-ES14 and 15 have similar orbital properties, so they might be debris of the same system.

Table 2. Extreme velocity star sample with known metallicity

Short name	[M/H] _{RAVE}	[M/H] _{LAMOST}	Origin
	dex	dex	
Gaia-T-ES3	-1.37 ± 0.18	-1.139 ± 0.194	—
Gaia-T-ES5	-1.80 ± 0.14	...	—
Gaia-T-ES8	-2.33 ± 0.16	...	—
Gaia-T-ES13	...	-0.957 ± 0.214	—
Gaia-T-ES22	...	-1.308 ± 0.301	LMC
Gaia-T-ES27	...	-1.425 ± 0.228	—

NOTE— [M/H]_{RAVE} is obtained from RAVE Data Release 5. [M/H]_{LAMOST} is obtained from LAMOST Data Release 3.

lax measurements in the *Gaia*-DR2 archive, and therefore our sample is highly biased in favor of intrinsically bright objects and is likely to be the tip of the iceberg in terms of the absolute magnitudes. But since no cuts were made on the basis of metallicity, the fact that all of the stars with known metallicity are metal-poor and the

other stars are consistent with being metal-poor and old despite the fact that they are located in the solar neighborhood is striking evidence that most of our sample stars are not a disk or Galactic center population.

3.2. Distribution across the sky

Figure 3 shows the 30 extreme velocity stars in a Mollweide equal-area projection. It is clear that distribution of this sample on the sky is highly inhomogeneous. This inhomogeneous distribution is mainly due to our parallax precision cut. Since *Gaia* preferentially scans³ the region roughly defined by $0 < \ell/^\circ < 180$ and $b > 0^\circ$ as well as $180 < \ell/^\circ < 360$ and $b < 0^\circ$, the typical quality of the astrometric solution is better for this region, resulting in larger (a factor of ~ 2) volume accessible with our parallax precision cut (see Appendix A for more detail). Even though the interpretation of the distribution of our sample stars on the sky is complicated due to this

³ See the 2D *Gaia* Nominal Scanning Law available at <https://www.gaia.ac.uk/science/parallax/scan>

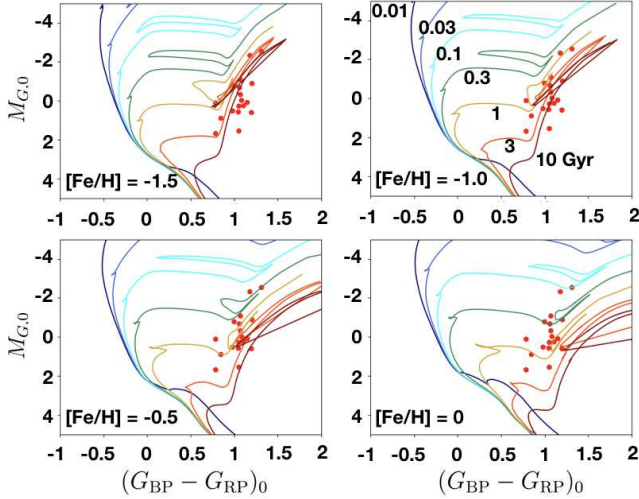


Figure 2. Dust corrected color-magnitude diagram of a subset of our extreme velocity star sample with moderate dust extinction ($|b| > 15^\circ$ and $A_G < 0.3$ mag), along with the PARSEC isochrone models with different metallicity and age. We can clearly see that most of our sample stars are evolved old stars and metal poor stars, suggesting that they do not originate in the stellar disk or the Galactic center.

selection effect, it is remarkable that our sample covers the entire area on the sky, unlike the blue hypervelocity star candidates which are mostly limited to the Northern sky (see figure 7 of Brown et al. 2014).

Although Boubert et al. (2017) predicted that hypervelocity stars ejected from the LMC should produce a clustered distribution of stars on the sky (for stars located at heliocentric distances of ~ 50 kpc), we caution that the apparent clustering of our extreme velocity sample near the LMC direction could be a mere coincidence. It is also clear from the radial velocities of this sample (indicated by the colored symbols in Fig. 3) that most of the stars located near the LMC have radial velocities that indicate that they are moving radially outwards and not inwards as would be expected if they been coming from the LMC. In Section 3.3, we analyze the orbits of our sample stars to reinforce this argument.

3.3. Orbit analysis

In order to infer the origin of our sample stars, we compute orbits for all 30 stars in our sample assuming the MWPotential2014 potential. Using the 6D phase space coordinates along with their errors we generate 1000 possible initial conditions for each star and evolve each one backward in time in the assumed MW potential to generate 1000 possible orbits for each star.

Similarly, we compute the orbit of the LMC (integrated back in time) in the same Galactic potential by assuming that the LMC is a test particle. We generate 1000 orbits by taking into account the current phase-space coordinate of the LMC; we assume that

the line-of-sight velocity of the LMC is $v_{\text{los}} = 262.2 \pm 3.4 \text{ km s}^{-1}$ (van der Marel et al. 2002), its proper motion is $(\mu_{\alpha*}, \mu_{\delta}) = (1.850 \pm 0.03, 0.234 \pm 0.03) \text{ mas yr}^{-1}$ (Gaia Collaboration et al. 2018b), and its distance modulus is 18.50 ± 0.10 (Freedman et al. 2001). The orbits are then used to infer the probability that a given star was ejected from the Galactic center, MW disk, or the LMC.

First, we find that 18 stars (Gaia-T-ES1-4, 9, 13-17, 20-22, 24, 26-29) have crossed the stellar disk of the MW at $r < 30$ kpc in the past. One of these stars, Gaia-T-ES29, has a probability $P(r < 0.25 \text{ kpc}) = 0.55$ of crossing within 0.25 kpc from the Galactic center, and the flight time from the Galactic center to the current location is typically ~ 9 Myr. Another star, Gaia-T-ES24, has a probability of $P(r < 0.25 \text{ kpc}) = 0.08$ with typical flight time of ~ 2 Gyr. Thus, these two stars (at least Gaia-T-ES29) are consistent with having been ejected from the Galactic center.⁴ For the other 16 stars, we examined each disc crossing velocity, but all the disc crossing velocities are too large to be consistent with the ordinary disk ejection mechanisms (such as SN ejection or dynamical ejection in star clusters, which can eject giant stars with a velocity of at most 100 km s^{-1} in the frame of the disk streaming motion). While other mechanisms (Gualandris & Portegies Zwart 2007; Gvaramadze et al. 2009) that operate in young massive star clusters (interaction with an intermediate-mass black hole (IMBH) or a supermassive star both formed from runaway mergers of massive young stars) could eject giant stars with $v_{\text{ej}} > 600 \text{ km s}^{-1}$, it is unlikely that they were ejected recently from such a young cluster since our stars are old and metal poor. Furthermore, if these had been ejected from the stellar disk, the same mechanism should have also ejected younger and more metal rich stars which are not found in our kinematically selected sample.

Second, we find that 3 stars (Gaia-T-ES12, 21, 22) have orbits that have finite probability of having been ejected from the LMC. The most likely candidate star from the LMC is Gaia-T-ES22, which has a probability $P(d_{\text{LMC}} < 5 \text{ kpc}) = 0.27$ of passing within 5 kpc of the LMC at around 200 Myr ago. At the epoch of closest approach to the LMC, the relative velocity of Gaia-T-ES22 with respect to the center-of-mass of the LMC is $\sim 200 \text{ km s}^{-1}$. Taking into account the fact that the stellar disk of the LMC rotates with $\sim (80-90) \text{ km s}^{-1}$ with respect to the center-of-mass of the LMC (Gaia Collaboration et al. 2018b; Vasiliev 2018b),

⁴ We note that Marchetti et al. (2018) classified Gaia-T-ES7 to be consistent with having been ejected from the Galactic center. However, in our potential model, we found that the probability $P(r < 0.25 \text{ kpc})$ is consistent with zero for this star, and $P(r < 1 \text{ kpc})$ is as small as 0.002. This result demonstrates that adopting a slightly different potential model can affect the inference about the origin of our sample stars.

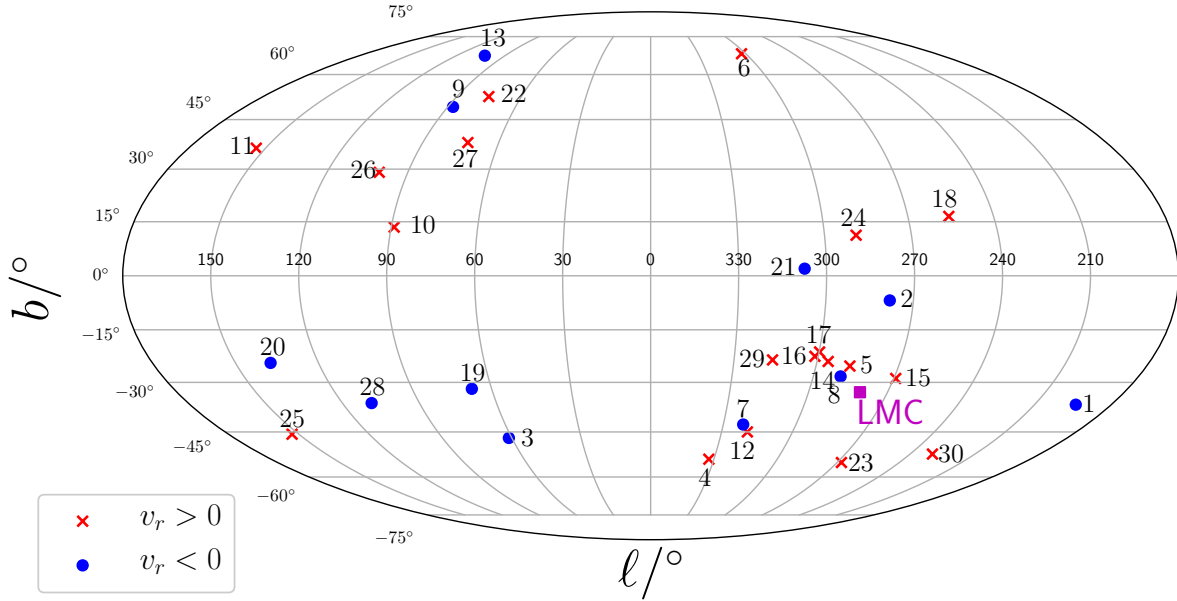


Figure 3. The distribution of Galactic longitude and latitude of our extreme velocity star sample. Those stars with positive and negative Galactocentric radial velocity v_r are marked with a red cross or a blue dot, respectively. The clumped region of our sample (with heliocentric distance $d_{\text{helio}} < 8 \text{ kpc}$) at around $(\ell, b) = (300^\circ, -30^\circ)$ is close to the projected location of the LMC. (Note, however, that the LMC is $d_{\text{helio}}^{\text{LMC}} \simeq 50 \text{ kpc}$ away.) Our orbital analysis suggests that Gaia-T-ES22 (and possibly Gaia-T-ES12 and 21) may have been ejected from the LMC (see also Figure 4). In addition, the orbit of Gaia-T-ES29 (and possibly Gaia-T-ES24) is consistent with originating from the center of the MW.

the ejection velocity of $\sim 200 \text{ km s}^{-1}$ may not require ejection by a (hypothetical) massive black hole at the center of the LMC. Also, Gaia-T-ES12 and 21 have probability of $P(d_{\text{LMC}} < 15 \text{ kpc}) = 0.02$ and 0.06 of passing within 15 kpc of the LMC, and their closest approach is about 500 and 300 Myr ago, respectively. Figure 4 illustrates the reconstructed orbits of these three stars as well as the LMC. We note that other authors have also identified escaping stars from the LMC from different catalogs. For example, Lennon et al. (2017) found a supergiant star whose velocity is consistent with originating from the LMC, and Erkal et al. (2018) found that a hypervelocity star candidate known as HVS3 (Brown 2015) has a high probability of having been ejected from the LMC.

It is important to point out that none of the orbits of the other stars located in the region of high clustering around the LMC (such as Gaia-T-ES5, 8, 14-17) have orbits that came close to the LMC in the past. In contrast Gaia-T-ES22, which has the highest probability of having been ejected from the LMC in our sample, is located on a part of the sky where Boubert & Evans (2016) predict the lowest density of hypervelocity stars from the LMC. We also note that Gaia-T-ES14 and 15 have similar orbital energy, angular momenta, positions, and velocities. Thus, these two stars might belong to an unknown stellar stream, which happens to be located near the line of sight to the LMC.

A more sophisticated model that includes the gravitational potential of the LMC (see Erkal et al. 2018 for an example of such a model) is required before a definitive statement can be made about where in the LMC these stars were ejected from. However, our tentative result that at least one star has an orbit consistent with the LMC merits further investigation, since the orbits may dependent on the assumed model for the MW potential.

4. DISCUSSION

4.1. Mechanisms for accelerating stars with extreme velocities

We now discuss a few possible mechanisms for accelerating stars to extremely high velocities and discuss the likelihood that the stars in our sample were accelerated this way. Since only one or two of the stars in our sample is consistent with having been ejected from the Galactic center we do not discuss the Hills mechanism which is considered to be responsible for ejection of blue HVSs.

Ejection of the stellar binary companion of a Type Ia Supernova:—Type Ia supernovae (SN Ia) are thought to arise from the thermonuclear ignition and burning of a C/O white dwarf in a binary system. The event could be triggered by accretion from a main-sequence or giant star companion (single-degenerate scenario) or from another white dwarf (double-degenerate scenario). Liberation of giant companions of Type II supernovae was proposed

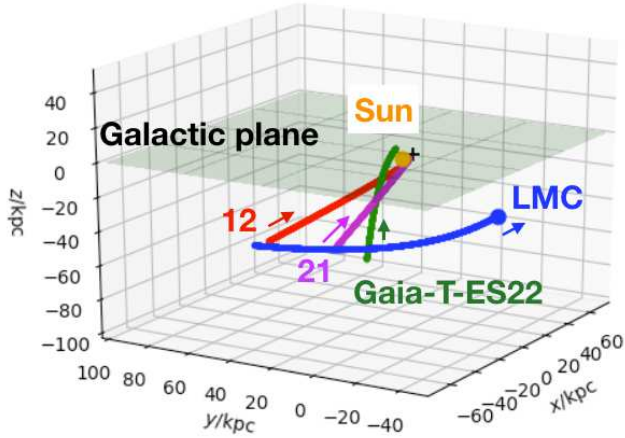


Figure 4. The reconstructed orbits of the LMC and three of our sample stars (Gaia-T-ES12,21,22) with appreciable probability of having been ejected from the LMC. Here, the orbit of the LMC is integrated backward for 500 Myr, while the orbits of three stars are integrated backward until the time of closest approach to the LMC (which corresponds to the ejection epoch from the LMC). The current locations of the Sun and the LMC are marked with large orange and blue symbols, respectively. The shaded plane represents the Galactic disk plane and the black plus sign (just behind the Sun) shows the location of the Galactic center.

to explain runaway OB stars (Blaauw 1961). A similar process can also result in the ejection of companions of Type Ia SN progenitors. Shen et al. (2018) reported the discovery of three hypervelocity white dwarfs in the *Gaia*-DR2 sample which they propose are the liberated companions of double-degenerate Type Ia SN. The maximum ejection velocity of the companion star in such a scenario depends on the minimum orbital radius r_{\min} (since one can assume that the SN Ia progenitor has a mass of $\leq 1.4M_{\odot}$), with r_{\min} limited by the radius of the companion star. The ejection velocity of a white dwarf in the double-degenerate scenario can be as high as several $\sim 1000 \text{ km s}^{-1}$ (Shen et al. 2018). A stellar companion of solar radius or smaller can achieve an ejection velocity of $\sim 600 \text{ km s}^{-1}$. In contrast, ejection velocities of giant stars (radii $\sim 10\text{--}30R_{\odot}$) are expected to be significantly smaller ($\sim 60\text{--}100 \text{ km s}^{-1}$).

While the precise radii of the extreme velocity stars in our sample are uncertain, their locations on the color-magnitude diagram indicate that they should be greater than $10R_{\odot}$. Their observed space velocities ($\gtrsim 480 \text{ km s}^{-1}$) are clearly too large for them to have been accelerated to their observed velocities following a recent ejection from the MW disk.

However, since the stars in our sample have ages and metallicities that are consistent with the populations of globular clusters, where the probability of forming stellar binaries is high, it is possible that these stars

were once main-sequence companions of single degenerate SN Ia that detonated inside globular clusters. Since globular clusters orbit the halo with space velocities of $\sim 300\text{--}400 \text{ km s}^{-1}$ (Gaia Collaboration et al. 2018b), the stellar companion of such a SN Ia which is ejected when the globular cluster is near its apocenter could attain a velocity of $\sim 500 \text{ km s}^{-1}$ by the time it passes through the solar neighborhood (which is near the pericenter of the orbit).

The ages and metallicities of stars with possible LMC origin are similar to the rest of the sample and also consistent with the ages and metallicities of LMC globular clusters (Beaulieu et al. 1999). It is therefore plausible that the extreme velocity stars in our sample were once members of stellar binaries in globular clusters, either in the MW or in the LMC.

According to LAMOST Data Release 3, Gaia-T-ES22, whose orbit is consistent with originating from LMC, has a low metallicity of $[M/H] = -1.308 \pm 0.301$. This metallicity corresponds to the low-metallicity tail of metallicity distribution of the LMC's inner stellar disk (Pompéia et al. 2008; Olsen et al. 2011), and consistent with the metallicities of some globular clusters near the central region of the LMC such as NGC 1898 (Olsen et al. 1998; Johnson et al. 2006), NGC 1928 (Mackey & Gilmore 2004), and NGC 2019 (Olsen et al. 1998; Grocholski et al. 2006; Johnson et al. 2006). Detailed chemical information of Gaia-T-ES22 and comparison with other stars in the LMC is required to better understand the origin of this star.

Interaction of stellar binaries with an IMBH:—Super massive stars of $800\text{--}3000M_{\odot}$ have been proposed to form as a result of runaway mergers of individual stars (Portegies Zwart et al. 2004) or via three-body encounters of massive stars with stellar binaries (Gürkan et al. 2006) in young dense star clusters. Such massive stars can ultimately collapse to form an IMBH within about 10 Myr. The presence of such an IMBH in a dense star cluster could result in frequent strong encounters with stellar binaries. Assuming that young dense star clusters can contain IMBH of mass between $10^2\text{--}10^4M_{\odot}$, Gualandris & Portegies Zwart (2007) used a large suite of simulations to show that it was possible to achieve ejection velocities of $v_{\text{ej}} > 500 \text{ km s}^{-1}$ for $M_{\text{IMBH}} > 10^3M_{\odot}$ with the Hills mechanism. However, since the extreme velocity stars in our population are old and metal-poor, it seems unlikely that they were ejected by IMBHs in young star clusters in either the MW disk or the LMC.

It has also been proposed that IMBH could grow via binary star interactions with $\sim 50 M_{\odot}$ black holes in globular clusters (Miller & Hamilton 2002). Dynamical modeling of the kinematics of stars at the centers of globular clusters has also been used to argue for the existence of $10^3\text{--}10^4M_{\odot}$ IMBH in globular clusters like M15 (in the MW) and G1 (in M31) (e.g., Gerssen et al.

2002; Gebhardt et al. 2005; Lützgendorf et al. 2013). However these results are controversial since the kinematical data can generally also be explained by a dense concentration of stars instead of an IMBH (van den Bosch et al. 2006), and stringent limits on the continuum radio flux from possible IMBHs at the centers of globular clusters (Strader et al. 2012) imply that their accretion rates are extremely low, if they exist. If an IMBH resides at the center of a globular cluster, it quite could easily eject stars via the Hills mechanism.

Tidal stream debris from satellites:—Many of the dwarf spheroidal satellites of the MW, and the outskirts of the LMC, have relatively old and metal-poor stellar populations. When a satellite is disrupted, some of the stars become bound to the MW, and some become unbound and eventually escape. It is therefore plausible that some of the extreme velocity stars could be associated with tidal debris from accreted satellites that traveled close to the Galactic center (Abadi et al. 2009; Teyssier et al. 2009), or accreted material from the LMC. Detailed stellar abundances of the stars in our sample may help to make a more definitive statement regarding their origin.

4.2. Arguments for a higher escape velocity

In order to explore the implications of the observed space density of extreme velocity stars, we compare possible production rates of ejected stars from globular clusters (via SN-Ia or IMBH-binary star ejections) with rates needed to replenish the extreme velocity star population if they are all escaping.

Assuming that ~ 25 stars not originating from the LMC were ejected from globular clusters in the MW, and based on their observed volume density (within a sphere of radius 8 kpc) we estimate that there should be $\sim 10^3$ similarly old, metal-poor giant stars within 30 kpc (the radius containing most of the MW globular clusters). Correcting for the rarity of giant stars (using PARSEC isochrones) we estimate a total of $\sim 10^6$ extreme velocity stars within 30 kpc. If unbound, these stars would escape from this region in $\sim 10^8$ yr and would require a SN Ia ejection rate of $\sim 10^{-2}$ yr $^{-1}$. Based on the work of Voss & Nelemans (2012), we optimistically estimate the SN Ia rate in the globular cluster population to be at most $\sim 10^{-4}$ yr $^{-1}$, a factor of 100 too small to account for the observed number of extreme velocity stars.

Gualandris & Portegies Zwart (2007) find that interactions of stellar binaries with a $10^3 M_\odot$ -IMBH occurring with an impact parameter of < 1 AU can result in the capture of one star and the ejection of the other with a probability of 0.5. If IMBHs do exist in globular clusters, assuming typical values for the central stellar velocity dispersion (~ 10 km s $^{-1}$) and central stellar number density (10^3 pc $^{-3}$), it is straightforward to estimate that the rate at which stars can be ejected by the IMBH is no more than $\sim 10^{-8}$ yr $^{-1}$ per globular cluster, which

is orders of magnitude low to account for the observed population of extreme velocity stars.

If the observed extreme velocity stars are indeed unbound, both mechanisms fall short by factors of 100 or more in being able to produce extreme velocity stars at the rate necessary to compensate for their escape from the MW.

In fact, the simplest explanation for the observed population is that regardless of how they are accelerated to these velocities the observed stars are in fact bound to the MW. In Figure 1 the blue dashed line shows the escape velocity curve for the MWPotential2014 potential while the brown and magenta dashed lines show the escape velocity curves for two higher mass halos (with the same baryonic mass distribution and almost identical rotation curves within $r < 8$ kpc). It is clear that a MW that is ~ 2 times more massive than the MWPotential2014 model is massive enough to bind the stars in our sample. Based on this figure we estimate a local escape speed of $v_{\text{esc}} \sim 600$ km s $^{-1}$. Also, we tentatively estimate the virial mass to be $M_{200} \sim 1.4 \times 10^{12} M_\odot$, although the estimate for M_{200} clearly needs more sophisticated analysis and should be compared with the dark halo mass derived from other methods (e.g., Gnedin et al. 2010; Peñarrubia et al. 2016). Our value is in the middle of the range of recent values and consistent with two very recent estimates obtained using proper motions of halo globular clusters and satellites obtained with *Gaia* DR2 (Posti & Helmi 2018; Watkins et al. 2018). We also note that the number of our sample stars with positive and negative v_r are more or less comparable (see Table 1), which is reasonable if these stars are bound population.

Our rough estimate of the local escape velocity is somewhat larger than previous measurements based on sophisticated modeling of local populations of stars. For example, Piffl et al. (2014b) used RAVE data to derive⁵ $v_{\text{esc}} = 533^{+54}_{-41}$ km s $^{-1}$, while Williams et al. (2017) used SDSS data to derive $v_{\text{esc}} = 521^{+46}_{-30}$ km s $^{-1}$.

5. CONCLUSIONS

We have discovered 30 new extreme velocity stars in the *Gaia*-DR2 archive. Our sample size is comparable to the number of known blue hypervelocity stars in the distant halo. A comparison of the dust-corrected color-magnitude diagram for this sample with the PARSEC isochrones indicates that, unlike previously discovered blue hypervelocity stars, these stars are old and metal-poor and are most similar to the stellar populations in globular clusters or in the stellar halo. Using 6D phase space coordinates from *Gaia*, we compute the orbits of all the stars in our sample and conclude that

⁵ We note that Piffl et al. (2014a) reports $v_{\text{esc}} = 613$ km s $^{-1}$, but they argue in their footnote 4 that the value of v_{esc} in Piffl et al. (2014b) is more robust.

up to three of the stars are consistent with having been ejected from the LMC, one or two stars are consistent with having been ejected from the Galactic center, and the rest are halo objects of currently undetermined origin. Since these stars are bright, detailed abundances can yield more evidence on their origin.

While these stars have space velocities implying that they are unbound in the `MWPotential2014` potential (Bovy 2015), they would be bound if the local escape velocity is $\sim 600 \text{ km s}^{-1}$ (which is higher than recent estimates by $\sim 13\%$). This might also imply that the dark matter mass of the MW is $M_{200} \sim 1.4 \times 10^{12} M_{\odot}$, which is ~ 2 times larger than that of `MWPotential2014` but completely consistent with two recent estimates obtained with kinematics of globular clusters from *Gaia* DR2 (Posti & Helmi 2018; Watkins et al. 2018).

We thank members of the stellar halos group at the University of Michigan for stimulating discussion. We thank Oleg Gnedin for several useful discussions and suggestions. We thank Warren Brown, David Katz, Scott Kenyon, and Tommaso Marchetti for their useful comments on the manuscript. KH thanks Keith Hawkins, Andy Casey, and Vasily Belokurov for useful conversation. MV thanks Kayhan Gultekin for discussions on IMBH-binary interaction rates. MV and KH are supported by NASA-ATP award NNX15AK79G. IUR acknowledges partial support from grant PHY 14-30152 (Physics Frontier Center/JINA-CEE) awarded by the U.S. National Science Foundation (NSF). This research was started at the NYC *Gaia* DR2 Workshop at the Center for Computational Astrophysics of the Flatiron Institute in 2018 April. This work has made use of data from the European Space Agency (ESA) mission *Gaia* (<http://www.cosmos.esa.int/gaia>), processed by the *Gaia* Data Processing and Analysis Consortium (DPAC, <http://www.cosmos.esa.int/web/gaia/dpac/consortium>).

Funding for the DPAC has been provided by national institutions, in particular the institutions participating in the *Gaia* Multilateral Agreement. Funding for RAVE has been provided by: the Australian Astronomical Observatory; the Leibniz-Institut fuer Astrophysik Potsdam (AIP); the Australian National University; the Australian Research Council; the French National Research Agency; the German Research Foundation (SPP 1177 and SFB 881); the European Research Council (ERC-StG 240271 Galactica); the Istituto Nazionale di Astrofisica at Padova; The Johns Hopkins University; the National Science Foundation of the USA (AST-0908326); the W. M. Keck foundation; the Macquarie University; the Netherlands Research School for Astronomy; the Natural Sciences and Engineering Research Council of Canada; the Slovenian Research Agency; the Swiss National Science Foundation; the Science & Technology Facilities Council of the UK; Opticon; Strasbourg Observatory; and the Universities of Groningen, Heidelberg and Sydney. The RAVE web site is at <https://www.rave-survey.org>. Guoshoujing Telescope (the Large Sky Area Multi-Object Fiber Spectroscopic Telescope LAMOST) is a National Major Scientific Project built by the Chinese Academy of Sciences. Funding for the project has been provided by the National Development and Reform Commission. LAMOST is operated and managed by the National Astronomical Observatories, Chinese Academy of Sciences. This research has also made use of NASA’s Astrophysics Data System Bibliographic Services; the arXiv pre-print server operated by Cornell University; the SIMBAD and VizieR databases hosted by the Strasbourg Astronomical Data Center.

Software: Agama (Vasiliev 2018a), `gaia_tools` (https://github.com/jobovy/gaia_tools), `matplotlib` (Hunter 2007), `numpy` (van der Walt et al. 2011), `scipy` (Jones et al. 2001)

REFERENCES

- Abadi, M. G., Navarro, J. F., & Steinmetz, M. 2009, *ApJL*, 691, L63
- Beaulieu, S. F., Elson, R., Gilmore, G., et al. 1999, in *IAU Symposium*, Vol. 190, *New Views of the Magellanic Clouds*, ed. Y.-H. Chu, N. Suntzeff, J. Hesser, & D. Bohlender, 460
- Blaauw, A. 1961, *BAN*, 15, 265
- Bland-Hawthorn, J., & Gerhard, O. 2016, *ARA&A*, 54, 529
- Boubert, D., Erkal, D., Evans, N. W., & Izzard, R. G. 2017, *MNRAS*, 469, 2151
- Boubert, D., & Evans, N. W. 2016, *ApJL*, 825, L6
- Bovy, J. 2015, *ApJS*, 216, 29
- Bressan, A., Marigo, P., Girardi, L., et al. 2012, *MNRAS*, 427, 127
- Bromley, B. C., Kenyon, S. J., Brown, W. R., & Geller, M. J. 2009, *ApJ*, 706, 925
- Brown, W. R. 2015, *ARA&A*, 53, 15
- Brown, W. R., Anderson, J., Gnedin, O. Y., et al. 2015, *ApJ*, 804, 49
- Brown, W. R., Geller, M. J., & Kenyon, S. J. 2014, *ApJ*, 787, 89
- Brown, W. R., Lattanzi, M. G., Kenyon, S. J., & Geller, M. J. 2018, *ArXiv e-prints*, arXiv:1805.04184
- Cui, X.-Q., Zhao, Y.-H., Chu, Y.-Q., et al. 2012, *Research in Astronomy and Astrophysics*, 12, 1197

- Erkal, D., Boubert, D., Gualandris, A., Evans, N. W., & Antonini, F. 2018, ArXiv e-prints, arXiv:1804.10197
- Evans, D. W., Riello, M., De Angeli, F., et al. 2018, ArXiv e-prints, arXiv:1804.09368
- Freedman, W. L., Madore, B. F., Gibson, B. K., et al. 2001, *ApJ*, 553, 47
- Gaia Collaboration, Brown, A. G. A., Vallenari, A., et al. 2018a, ArXiv e-prints, arXiv:1804.09365
- Gaia Collaboration, Helmi, A., van Leeuwen, F., et al. 2018b, ArXiv e-prints, arXiv:1804.09381
- Gebhardt, K., Rich, R. M., & Ho, L. C. 2005, *ApJ*, 634, 1093
- Gerssen, J., van der Marel, R. P., Gebhardt, K., et al. 2002, *AJ*, 124, 3270
- Gnedin, O. Y., Brown, W. R., Geller, M. J., & Kenyon, S. J. 2010, *ApJL*, 720, L108
- Grocholski, A. J., Cole, A. A., Sarajedini, A., Geisler, D., & Smith, V. V. 2006, *AJ*, 132, 1630
- Gualandris, A., & Portegies Zwart, S. 2007, *MNRAS*, 376, L29
- Gürkan, M. A., Fregeau, J. M., & Rasio, F. A. 2006, *ApJL*, 640, L39
- Gvaramadze, V. V., Gualandris, A., & Portegies Zwart, S. 2009, *MNRAS*, 396, 570
- Hills, J. G. 1988, *Nature*, 331, 687
- Huang, Y., Liu, X.-W., Zhang, H.-W., et al. 2017, *ApJL*, 847, L9
- Hunter, J. D. 2007, *Computing in Science and Engineering*, 9, 90
- Johnson, J. A., Ivans, I. I., & Stetson, P. B. 2006, *ApJ*, 640, 801
- Jones, E., Oliphant, T., & Peterson, P., e. a. 2001, *SciPy: Open source scientific tools for Python*, ,
- Katz, D., Sartoretti, P., Cropper, M., et al. 2018, ArXiv e-prints, arXiv:1804.09372
- Kollmeier, J. A., Gould, A., Rockosi, C., et al. 2010, *ApJ*, 723, 812
- Kunder, A., Kordopatis, G., Steinmetz, M., et al. 2017, *AJ*, 153, 75
- Lennon, D. J., van der Marel, R. P., Ramos Lerate, M., O’Mullane, W., & Sahlmann, J. 2017, *A&A*, 603, A75
- Leonard, P. J. T. 1991, *AJ*, 101, 562
- Lützgendorf, N., Kissler-Patig, M., Neumayer, N., et al. 2013, *A&A*, 555, A26
- Mackey, A. D., & Gilmore, G. F. 2004, *MNRAS*, 352, 153
- Marchetti, T., Rossi, E. M., & Brown, A. G. A. 2018, ArXiv e-prints, arXiv:1804.10607
- Miller, M. C., & Hamilton, D. P. 2002, *MNRAS*, 330, 232
- Olsen, K. A. G., Hodge, P. W., Mateo, M., et al. 1998, *MNRAS*, 300, 665
- Olsen, K. A. G., Zaritsky, D., Blum, R. D., Boyer, M. L., & Gordon, K. D. 2011, *ApJ*, 737, 29
- Peñarrubia, J., Gómez, F. A., Besla, G., Erkal, D., & Ma, Y.-Z. 2016, *MNRAS*, 456, L54
- Piffl, T., Binney, J., McMillan, P. J., et al. 2014a, *MNRAS*, 445, 3133
- Piffl, T., Scannapieco, C., Binney, J., et al. 2014b, *A&A*, 562, A91
- Pompéia, L., Hill, V., Spite, M., et al. 2008, *A&A*, 480, 379
- Portegies Zwart, S. F., Baumgardt, H., Hut, P., Makino, J., & McMillan, S. L. W. 2004, *Nature*, 428, 724
- Posti, L., & Helmi, A. 2018, ArXiv e-prints, arXiv:1805.01408
- Schlaflly, E. F., & Finkbeiner, D. P. 2011, *ApJ*, 737, 103
- Schlegel, D. J., Finkbeiner, D. P., & Davis, M. 1998, *ApJ*, 500, 525
- Schönrich, R., Binney, J., & Dehnen, W. 2010, *MNRAS*, 403, 1829
- Shen, K. J., Boubert, D., Gänsicke, B. T., et al. 2018, ArXiv e-prints, arXiv:1804.11163
- Smith, M. C., Ruchti, G. R., Helmi, A., et al. 2007, *MNRAS*, 379, 755
- Strader, J., Chomiuk, L., Maccarone, T. J., et al. 2012, *ApJL*, 750, L27
- Teyssier, M., Johnston, K. V., & Shara, M. M. 2009, *ApJL*, 707, L22
- van den Bosch, R., de Zeeuw, T., Gebhardt, K., Noyola, E., & van de Ven, G. 2006, *ApJ*, 641, 852
- van der Marel, R. P., Alves, D. R., Hardy, E., & Suntzeff, N. B. 2002, *AJ*, 124, 2639
- van der Walt, S., Colbert, S. C., & Varoquaux, G. 2011, *Computing in Science Engineering*, 13, 22
- Vasiliev, E. 2018a, ArXiv e-prints, arXiv:1802.08239
- . 2018b, ArXiv e-prints, arXiv:1805.08157
- Voss, R., & Nelemans, G. 2012, *A&A*, 539, A77
- Watkins, L. L., Evans, N. W., & An, J. H. 2010, *MNRAS*, 406, 264
- Watkins, L. L., van der Marel, R. P., Sohn, S. T., & Evans, N. W. 2018, ArXiv e-prints, arXiv:1804.11348
- Williams, A. A., Belokurov, V., Casey, A. R., & Evans, N. W. 2017, *MNRAS*, 468, 2359
- Xue, X. X., Rix, H. W., Zhao, G., et al. 2008, *ApJ*, 684, 1143
- Yu, Q., & Tremaine, S. 2003, *ApJ*, 599, 1129
- Zhao, G., Zhao, Y.-H., Chu, Y.-Q., Jing, Y.-P., & Deng, L.-C. 2012, *Research in Astronomy and Astrophysics*, 12, 723
- Zheng, Z., Carlin, J. L., Beers, T. C., et al. 2014, *ApJL*, 785, L23

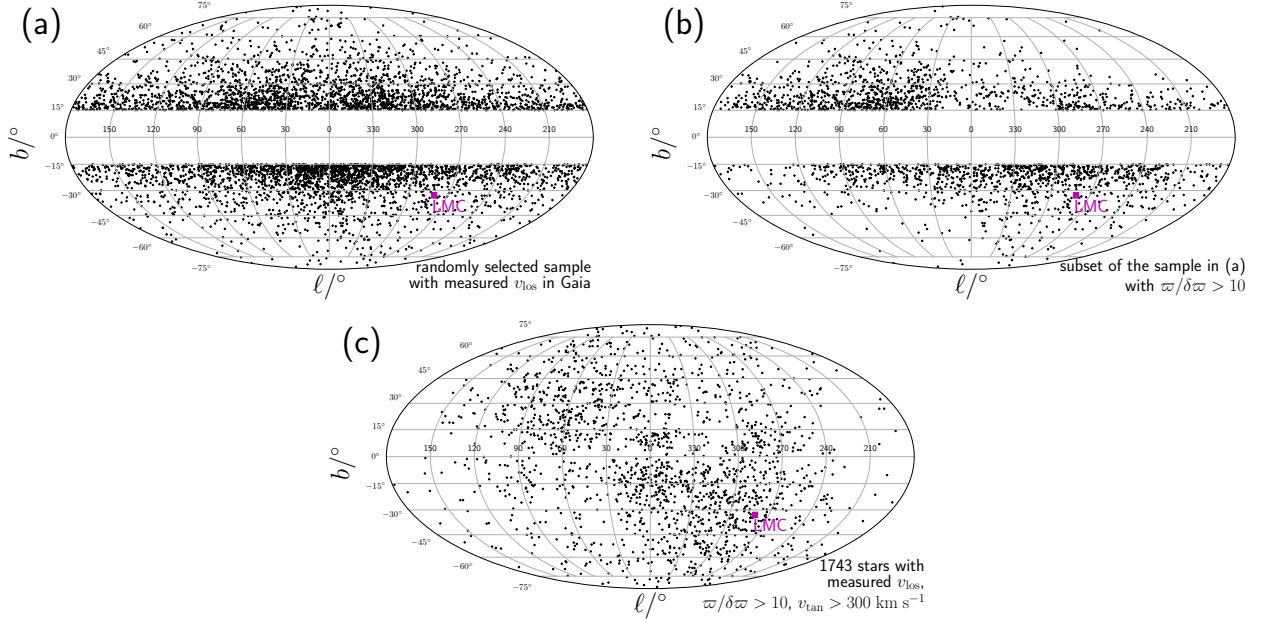


Figure 5. The sky distribution of stars with different selection criteria. (a) Randomly selected stars at $|b| > 15^\circ$ with measured v_{los} in *Gaia* DR2 and with $\varpi < 0.5$ mas. (b) A subset of stars on panel (a) with good parallax ($\varpi/\delta\varpi > 10$). (c) Our initial sample of 1743 stars with measured v_{los} , good parallax ($\varpi/\delta\varpi > 10$), and large tangential velocity $v_{\text{tan}} > 300 \text{ km s}^{-1}$ (see Section 2). As a reference, we also plot the location of the LMC in all of these panels.

APPENDIX

A. SELECTION EFFECT IN HIGH PARALLAX-PRECISION SAMPLE

As mentioned in Section 3.2, our sample may be affected by our cut of $\varpi/\delta\varpi > 10$ (high signal-to-noise ratio of parallax). Here we illustrate this selection effect.

Figure 5(a) shows the distribution of randomly selected stars ($N = 5089$) in *Gaia* DR2 with measured line-of-sight velocities (v_{los}) that have $|b| > 15^\circ$ and $\varpi < 0.5$ mas. (We note that this sample is completely independent from the kinematically selected sample in the main text.) We see that the distribution of the stars is symmetric around both $\ell = 0^\circ$ and $b = 0^\circ$, reflecting the symmetry of the stellar disk.

Figure 5(b) shows the distribution of a subset of stars ($N = 2271$) in panel (a) which have high precision parallax, $\varpi/\delta\varpi > 10$. As we can clearly see, our cut in $\varpi/\delta\varpi$ introduces an asymmetric distribution of stars across the sky. At $180 < \ell/^\circ < 360$ (right-hand side of the panel), we see more stars with high-precision parallax at $b < 0^\circ$ (near the LMC direction), while an opposite asymmetry is seen at $0 < \ell/^\circ < 180$. As briefly mentioned in Section 3.2, this is a result of the *Gaia* scanning law: regions on the sky with more observations by *Gaia* result in more stars with precise parallax measurements.

Figure 5(c) shows the distribution of our initial sample of 1743 stars (see Section 2). These stars are selected not only because their v_{los} is measured by *Gaia* and they have high-precision parallax, but also because they have large tangential velocity, $v_{\text{tan}} > 300 \text{ km s}^{-1}$. In panel (c), we see an asymmetric distribution of stars similar to that in panel (b). The selection in v_{tan} is not expected to create asymmetric distribution of stars at $b > 0^\circ$ and $b < 0^\circ$ at a given value of ℓ , so we regard this asymmetric distribution is a result of our cut in $\varpi/\delta\varpi$. Since we see a similar pattern on the sky in Figure 3, we infer that the inhomogeneous distribution of our extreme velocity stars ($N = 30$) seems to arise from our cut in $\varpi/\delta\varpi$.