

Information Flow of Open Quantum Systems in Quantum Algorithms

Sudipto Singha Roy¹ and Joonwoo Bae^{1,*}

¹*Department of Applied Mathematics, Hanyang University (ERICA),
55 Hanyangdaehak-ro, Ansan, Gyeonggi-do, 426-791, Korea.*

(Dated: September 17, 2022)

The advantages of quantum information processing are in many cases obtained as consequences of quantum interactions, especially for computational tasks where two-qubit interactions are essential. In this work, we establish the framework of analyzing and quantifying loss or gain of information on a quantum system that interacts with its environment. We present the information-theoretic interpretation of the information flow defined in the theory of open quantum systems, as the rate of minimum uncertainty given quantum states. We analyze the information exchange on subsystems in amplitude amplification algorithms where the computational process relies fully on quantum evolution and investigate how it is related to the efficiency and the optimality of the quantum process. We find that the computational speedup of the algorithms is directly connected to, and can be characterized by the information flow on subsystems, rather than entanglement generation.

PACS numbers: 03.65.Yz, 03.65.Ta, 42.50.Lc

Interactions between quantum systems are fundamental in quantum information processing. Together with single-qubit operations, two-qubit interactions are significant for quantum evolution to perform computational tasks [1–5]. Moreover, interactions with measurement devices are needed for one to learn about which state a quantum system has been prepared in [6]. The theory of open quantum systems provides a natural framework for describing quantum systems that interact with additional ones, such as an environment, and offers useful theoretical tools to characterize quantum interactions, see for instance [7].

One of the important results in the recent progress of the theory of open quantum systems is the characterization of Markovian quantum dynamics [8–11]. Distinct quantum interactions between system and environment are identified depending on whether the dynamics reduced to the system appears to be Markovian or non-Markovian. Remarkably, the characterization has been obtained in an operational way without referring to dynamical equations such as Markovian master equations [8, 11]. To this end, the notion of information flow on a quantum system, an operational quantity based on the evolution of the distinguishability of quantum states under quantum dynamics, has been introduced such that its non-increasing behaviour is asserted as the signature of Markovian quantum dynamics [8].

Conversely, if the distinguishability increases during the course of evolution, it may indicate information flow in the other way around, i.e., from environment to system called backflow, which allows one to unambiguously conclude non-Markovian quantum dynamics. Since the characterization is operational, the backflow can be experimentally observed even before verification of quantum dynamics [12]. The accumulation of the information

flow in the range where the backflow takes place is defined as the degree of memory effects [13].

In fact, the theory of open quantum systems is not only for system-environment interactions but provides a framework for the description about quantum interactions in general. As it is mentioned, quantum interactions are essential to obtain quantum advantages, such as the computational speedups surpassing their classical counterparts, see e.g. [14, 15], and also required for universal computation. At the same time, in contrast to classical dynamics that range over broad types including non-linear ones, from the laws of quantum mechanics, quantum evolution is highly constrained to be the reduced dynamics of a unitary evolution of a larger system. This means that the dynamics in quantum information processing is equally constrained, in particular, as a quantum channel. From the view of open quantum systems and quantum information theory, however, little is known yet about quantum interactions taking place during quantum algorithms, and how they are related to the the aforementioned advantages.

In this work, we firstly establish the framework for analyzing the information processing on subsystems under quantum evolution, by interrelating the information flow as defined in the theory of open quantum systems, the entropic quantification from information theory, and the advantages of quantum algorithms. We present the information-theoretic interpretation of the information flow as the rate of information measured by min-entropy leaks out of a system in the single-shot scenario. We then analyze the information exchange between subsystems under quantum algorithms. In particular, we focus on amplitude amplification algorithms where the computational process relies fully on quantum evolution. It is shown that as the amplitude amplification is processed, subsystems gain information at all time during the evolution, which suggests that the information flow can be a signature of the computational speedup of quantum information processing. Our results suggest that the in-

* joownoobae@hanyang.ac.kr

formation flow is a useful tool to analyze the relation between quantum interactions and quantum advantages in information processing.

We first recall the definition of information flow for a dynamical map Λ_t for time t , as follows,

$$\sigma_t(\Lambda_t) = \max_{\rho_0, \rho_1} \frac{d}{dt} D(\Lambda_t[\rho_0], \Lambda_t[\rho_1]) \quad (1)$$

where the trace distance is denoted by $D(\rho, \sigma) = \|\rho - \sigma\|_1/2$ with $\|A\|_1 = \text{tr}\sqrt{A^\dagger A}$ [8]. Note that the distance measure is contractive: $D(\Lambda[\rho_0], \Lambda[\rho_1]) \leq D(\rho_0, \rho_1)$ for a quantum channel Λ and states ρ_0 and ρ_1 .

The trace distance is directly related to optimal discrimination of two quantum states [16–18], which can be seen as a game between two parties, Alice who prepares a quantum state, and Bob who performs measurement and guess the preparation. Alice prepares a quantum state ρ_0 or ρ_1 with equal *a priori* probabilities $1/2$, and sends it to Bob who already knows the set $\{\rho_0, \rho_1\}$ and the *a priori* probabilities. His task is to make a correct guess about which state Alice has prepared, for which he has to find optimal measurement $\{M_0, M_1\}$. This defines the problem of minimum-error state discrimination. The optimal measurement that gives rise to the highest probability of making correct guess, called the guessing probability denoted by p_{guess} , has been known [16–18] as

$$p_{\text{guess}}(\{\rho_0, \rho_1\}) = (1 + D(\rho_0, \rho_1))/2. \quad (2)$$

If quantum states evolve under a dynamical map Λ_t , we write by $p_{\text{guess}}(\{\Lambda_t(\rho_0), \Lambda_t(\rho_1)\})$ the guessing probability under the channel at time t .

The scenario of optimal state discrimination can be equivalently addressed with the following state shared by Alice and Bob [19],

$$\rho_{AB} = \frac{1}{2}|0\rangle\langle 0|^{(A)} \otimes \rho_0^{(B)} + \frac{1}{2}|1\rangle\langle 1|^{(A)} \otimes \rho_1^{(B)}. \quad (3)$$

Alice is with post-measurement states, perfectly distinguishable ones, that label Bob's quantum states. Two parties share classical-quantum (cq) correlations. The minimum uncertainty about Alice's classical value given Bob's quantum states, or equivalently, the maximal information about Alice given Bob, in a single-shot scenario, i.e., *per* the cq state in Eq. (3), can be quantified by the conditional min-entropy [20], $H_{\min}(A|B)_{\rho_{AB}} = -\inf_{w_B} \inf\{\lambda : \rho_{AB} \leq 2^\lambda (\text{id}_A \otimes w_B)\}$. Now, the task for Bob is to find the measurement that minimizes the uncertainty about Alice. It turns out that the optimal measurement is equal to that of minimum-error state discrimination, see also Eq. (2) for the guessing probability with optimal measurement. In fact, it holds that [19] for the cq state in Eq. (3)

$$H_{\min}(A|B)_{\rho_{AB}} = -\log_2 p_{\text{guess}}(\{\rho_0, \rho_1\}). \quad (4)$$

In other words for an ensemble of quantum states prepared and sent by Alice, the conditional min-entropy $H_{\min}(A|B)$ quantifies the classical information that can

be maximally retrieved by Bob's measurement. When the states are sent to be Bob through a quantum channel \mathcal{N} , the cq state is given by $\text{id} \otimes \mathcal{N}(\rho_{AB})$ with state ρ_{AB} in Eq. (3) and thus the corresponding guessing probability is $p_{\text{guess}}(\mathcal{N}(\rho_0), \mathcal{N}(\rho_1))$, see Eq. (4) in the above.

When quantum states prepared by Alice are sent through a channel, the maximal information that can be transmitted to Bob is quantified by the *one-shot ϵ -error capacity of a quantum-to-classical channel*, denoted by $C_\epsilon^{(1)}$ [21]. For a channel \mathcal{N} , it is defined as, $C_\epsilon^{(1)}(\mathcal{N}) = \sup\{\log M : \exists C = (M, \varphi, \Pi), p_{\text{guess}} \geq 1 - \epsilon\}$, where C denotes a collection of an encoding φ of M messages to quantum states, and of a measurement Π performed after the channel \mathcal{N} , i.e., mapping from quantum states to measurement outcomes. We have also denoted p_{guess} as the guessing probability of M quantum states given with equal *a priori* probability $1/M$. The capacity denotes the maximal number of bits that can be transmitted by a single use of the channel \mathcal{N} with an error less than ϵ on average. We further remark that the conditional min-entropy serves an upper bound to the channel capacity [21] $C_\epsilon^{(1)}(\mathcal{N}) \leq -H_{\min}(A|B)_{\text{id} \otimes \mathcal{N}(\rho_{AB})}$ where ρ_{AB} is a cq state, e.g., in Eq. (3).

We are ready to show that the information-theoretic meaning of the information flow under a dynamical map can be obtained as the rate of the minimal uncertainty measured by min-entropy. Equivalently, the information flow can be seen as the rate of the maximal number of bits that can be transmitted via a quantum channel with the error of optimal state discrimination.

Proposition. The information flow for a dynamical map Λ_t is given by

$$\sigma_t(\Lambda_t) = -c p_{\text{guess}}^* \max_{\rho_0, \rho_1} \frac{d}{dt} H_{\min}(A|B)_{(\text{id} \otimes \Lambda_t)\rho_{AB}} \quad (5)$$

where $c = 2(\log_2 e)^{-1}$ and $p_{\text{guess}}^* = p_{\text{guess}}(\Lambda_t[\rho_0], \Lambda_t[\rho_1])$ with two states ρ_0 and ρ_1 of a cq state in Eq. (3) that achieves the maximization in Eq. (5).

The proof is straightforward from Eq. (4) with states under a dynamical map Λ_t . We now explain the meaning of the information flow in terms of the conditional min-entropy from Eq. (5). On the one hand, for $\sigma_t(\Lambda_t) \leq 0$ the min-entropy increases or remains the same, i.e., the uncertainty about system A does not diminish. Therefore, information can only leak out from the system to environment. We note that the quantity $-(c p_{\text{guess}}^*)^{-1} \sigma_t(\Lambda_t)$ from Eq. (5) is equal to the rate of the conditional min-entropy that quantifies the uncertainty in terms of bits. Thus, we recover the interpretation in Ref. [8] that the loss of distinguishability $\sigma_t(\Lambda_t) \leq 0$ implies no flow of information from environment to system, which has been suggested as the condition of Markovian quantum dynamics, as we also briefly discussed in the introduction.

On the other hand, if $\sigma_t(\Lambda_t) > 0$, the rate of the conditional min-entropy is negative and the uncertainty about A decreases in time. Hence, given the quantum system B

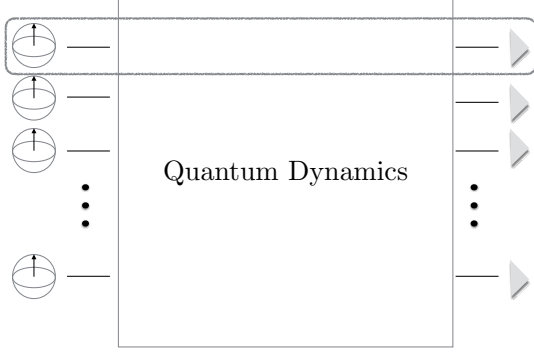


FIG. 1. An amplitude amplification algorithm is composed of state preparation, quantum dynamics, and measurement. In the discrete (continuous)-time algorithm, the quantum dynamics contains quantum gates (Hamiltonian evolution). The dynamics from state preparation to measurement defines a quantum-to-classical channel. The information flow on a subsystem quantifies loss or gain of information during the dynamics.

under a dynamical map Λ_t , the longer it evolves for, the more one learns more about system A , or the more information one gains about A . In Ref. [8], this is interpreted as a flow of information back from the environment to system, i.e., a backflow, which has been suggested as a signature of non-Markovianity.

The definition of Markovianity proposed in Ref. [8] can be therefore reformulated as the condition of loss or gain of information on a system measured by min-entropy, that is fitted in a single-shot scenario. This means that the definition is also relevant in a one-shot scenario. Since the information flow defines the rate of the uncertainty, we introduce the one-shot information leakage for the quantification of the loss of information during a quantum dynamics, as follows.

Definition. The *one-shot information leakage* on system S evolving under a dynamical map Λ_t for a time interval $[t_1, t_2]$ can be quantified by the information flow

$$L_{t_1, t_2}^{(S)}[\Lambda_t] = - \int_{t_1}^{t_2} (c p_{\text{guess}}^*)^{-1} \sigma(\Lambda_t) dt. \quad (6)$$

where the guessing probability p_{guess}^* is computed with two quantum states obtained from the maximization in the information flow $\sigma_t(\Lambda_t)$.

For time intervals $[t_1, t_2]$ during which the information flow is non-positive $\sigma_t \leq 0$, information can only leak out of the system and the loss is quantified by $L_{t_1, t_2}^{(S)}[\Lambda_t]$ bits. Otherwise, if $\sigma_t > 0$, we have negative information leakage, meaning information gain of the system from the environment.

So far, we have presented a framework for analyzing information processing on quantum systems. The quantification of loss or gain of information on a quantum

system is provided in terms of bits, i.e., classical information. We stress that the framework applies to quantum interactions in general, not only to those of a system and an environment. In what follows, we analyze the information flow on subsystems in quantum algorithms and investigate the role of qubit interactions to their quantum advantages. It is worth mentioning that the information flow is well fitted for the purpose, in that the dynamics of a subsystem under the quantum algorithms, from state preparation to measurement, naturally defines a quantum-to-classical channel, see Fig. 1.

We here consider amplitude amplification algorithms where the computational process fully relies on quantum evolution [14, 15]. Note also that the algorithms outperform the classical counterpart, leading to the quadratic speedup that is optimal [22], see also Refs. [23, 24].

The quantum algorithms begin with the initialization $|\psi_n\rangle = H^{\otimes n}|0\rangle^{\otimes n}$ of n qubits, where H denotes the Hadamard transformation. Let $|w\rangle$ denote the target state among 2^n states. The goal is to amplify its amplitude from $2^{-n/2}$ to a number sufficiently close to 1 so that in the end a measurement is performed in the computational basis, the outcome w would be found with high probability.

The process of amplitude amplification that only relies on quantum evolution can be realized in a quantum circuit or, alternatively, Hamiltonian dynamics. The discrete-time algorithm successively applies the Grover iteration $U_G = -H^{\otimes n}G_0H^{\otimes n}G_w$, where G_w applies a query to the oracle such that $G_w|a\rangle = (-1)^{a \cdot w}|a\rangle$ and $G_0 = I - 2|0\rangle\langle 0|^{\otimes n}$ [14]. A single iteration U_G increases the amplitude by $O(2^{-n/2})$. Repeating the iteration $O(2^{n/2})$ times, the resulting state is sufficiently close to the target one, i.e., $(U_G)^{O(2^{n/2})}|\psi\rangle \approx |w\rangle$. The continuous-time algorithm implements the dynamics of the following Hamiltonian to the initial state: $\mathcal{H} = E(\mathcal{H}_w + \mathcal{H}_0)$ for some constant E , where $\mathcal{H}_w = |w\rangle\langle w|$ called the oracular Hamiltonian and $\mathcal{H}_0 = |\psi_n\rangle\langle\psi_n|$ [15]. The quantum state at time t is then given by $|\psi(t)\rangle = e^{-i\mathcal{H}t}|\psi_n\rangle$. For $t = O(2^{n/2})$, the resulting state reaches the target state with certainty.

We first investigate the quantum interactions of a single qubit. The dynamical map on a single qubit can be found as,

$$\Lambda_t(\rho) = \text{tr}_{1:n-1} U_{\text{amp}}(t)(\rho \otimes |\psi_{n-1}\rangle\langle\psi_{n-1}|) U_{\text{amp}}^\dagger(t) \quad (7)$$

where $\text{tr}_{j:n-1}$ denotes tracing out $n-1$ qubits but the qubit in the j th register, and $U_{\text{amp}}(t)$ is $(U_G)^t$ or $e^{-i\mathcal{H}t}$ for discrete- and continuous-time algorithms, respectively. Since a single qubit under consideration has a bath of $n-1$ qubits that may interact with one another, the quantum process cannot be generally decomposed as a sequence of dynamical maps. This means that one cannot immediately conclude that the loss of information only happens on a single qubit.

We compute and plot the information flow in Eq. (11) for both the discrete- and the continuous-time algorithms, as well as the one-shot information leakage in Eq.

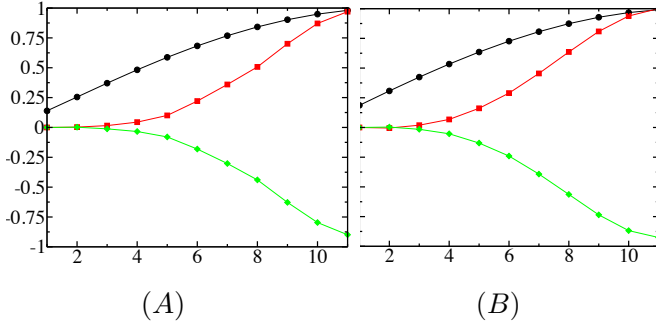


FIG. 2. The integration of information flow (red) over time, the process of amplifying the amplitude (black) of the target, and the information leakage (green) on a single qubit under the discrete- and continuous-time amplitude amplification algorithm are shown in (A) and (B), respectively, for 8 qubits. As the information flow is positive and the information leakage is negative at all time, individual qubits gain information all the time during the evolution. The information flow and the process of amplitude amplification are directly related each other.

(13). In Fig. 2, the information flow (red), the amplitude of the target state (black), and the information leakage (green) are plotted for $n = 8$ qubits. It is shown that the information flow is positive at all times and consequently information leakage is negative, from which one can conclude gain of information on individual qubits during all the quantum evolution. The dynamics is non-Markovian according to the condition in Ref. [8].

The amplitude of the target state is straightforwardly the measure of the computational speedup: it is amplified from $2^{-n/2}$ to the unit with the quadratic speedup. It is worth to point out the observation that as the amplitude is amplified during the process, the single qubit which evolves from $|+\rangle$ containing no information about the target to $|t_1\rangle$ the first bit of the target state keeps gaining information from outside, vice versa. The information flow, as well as the information leakage, on subsystem may be used to show that quantum interactions can lead to the speedups. The information flow on a larger subsystem, two- and more qubits, also shows similar behaviour up to scaling, see Appendix.

The role of entanglement during quantum algorithms has been also elucidated [25, 26]. Entanglement, one of the consequences of quantum interactions, is a general resource for quantum information processing in the sense that they can be applied to other information tasks. In fact, local operations on highly entangled states with classical communication only can perform universal quantum computation [27]. The converse is however not yet clear if entanglement is necessarily generated in a quantum algorithm and can lead to quantum advantages.

We consider entanglement generation during the amplitude amplification algorithms. The bipartite entanglement is computed with the concurrence in the bipartition

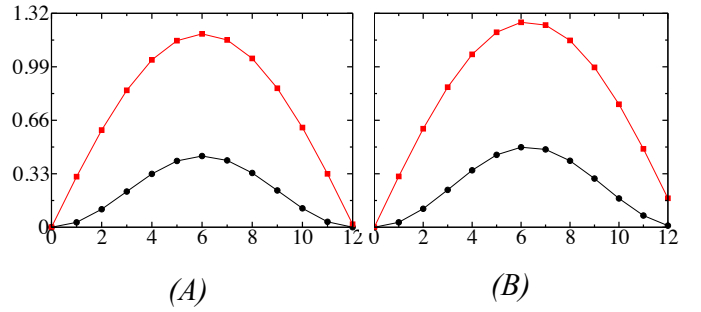


FIG. 3. Entanglement generation during the amplitude amplification algorithms for $n = 8$ is computed for the discrete and continuous-time cases in (A) and (B), respectively. The bipartite concurrence (black) in the partition $1 : n - 1$ and the multipartite concurrence (red) are plotted. Entanglement generation is peaked at the midst of the running time.

$1 : n - 1$ qubits [28–30], see also Fig. 3. The global entanglement E can be computed with the multipartite concurrence [31],

$$E(|\psi\rangle_{1,\dots,n}) = 2^{1-\frac{n}{2}} [(2^n - 2) - \sum_i \text{Tr}(\rho_i^2)]^{-1/2}$$

where the sum is taken over all $2^n - 2$ reduced states. In Fig. 3, entanglement generation is plotted for $n = 8$ for the measures. In both cases, entanglement generation peaks at the midst of the running time up to scaling. Hence, while the information flow or the information leakage show a good agreement with the process of amplifying the amplitude, entanglement generation does not.

In conclusion, our results interrelate information flow as defined in the theory of open quantum systems, entropic quantities from information theory, and the advantages of quantum information applications. We have presented a framework of analyzing information exchange between interacting quantum systems based on the information-theoretic meaning of the information flow of open quantum systems. The one-shot information leakage that quantifies information leaked out on a system is introduced, which also provides the quantification of the quantum-to-classical transition in a single-shot scenario. We have analyzed the information exchange among qubits under quantum algorithms and shown the relations between the computational speedup and the information flow. We note that our approach may be limited to quantum algorithms that apply quantum evolutions only, e.g. [14, 15, 32–34], due to the fact that the information leakage proposed here is valid for quantum systems only. In future investigations, it would be desirable to derive the information leakage in a composable manner that can be consistently applied to both quantum and classical systems. It is envisaged that the information flow analysis can be made for hybrid quantum-classical algorithms, e.g. [35, 36].

Our results elucidate the meaning of the information flow as the rate of the loss or the gain of information

measured by the min-entropy. Let us finally emphasize that the interpretation is obtained from the definition of Markovianity in Ref. [8] among other possibilities. For technical simplicity, suppose that a dynamical map Λ_t is invertible although the assumption could be relaxed [37–39]. The map is called k -divisible if there exists a k -positive map $\Lambda_{t,s}$ that allows the composition $\Lambda_t = \Lambda_{t,s} \circ \Lambda_s$, $\forall s \in [0, t]$ [10]. The condition $\sigma_t(\Lambda_t) \leq 0$ is equivalent to the 1-divisibility of the map Λ_t , thus, called P-divisible [40]. If the propagator $\Lambda_{t,s}$ is completely positive, the map Λ_t is called CP-divisible [9, 40]. The k -divisibility can also be characterized in an operational way in general, similarly to the information flow [11]. One may point out that the definition of Markovianity may vary for divisible maps [8–10]. We here remark that, among k -divisible maps from P- to CP-divisible ones, the one-shot information leakage in Eq. (5) is derived from the information flow proposed in Ref. [8], i.e., P-divisible maps, with close relationship to the quantum-to-classical channel capacity. It would be interesting to find distinct meanings of the different divisible maps in an information-theoretic view.

ACKNOWLEDGEMENT

We thank Chahan Kropf for helpful discussion and comments. This work is supported by the Institute for Information & communications Technology Promotion(IITP) grant funded by the Korea government(MSIP) (2015-0-00581), National Research Foundation of Korea (NRF-2017R1E1A1A03069961), the KIST Institutional Program (2E26680-18-P025).

APPENDIX

We here provide the detailed description of the analysis about the information leakage and the information flow during the execution of the discrete- and continuous-time amplitude amplification algorithms [14, 15]. Among n qubits in the algorithms, we consider subsystems of n_S qubits, i.e., across various bi-partitions. Let n_E denote the number of qubits in the environment. Note also that the process of the algorithms is invariant under permutation of qubits.

In the amplitude amplification algorithms, the initial state is prepared as the n -qubit quantum state $|\psi_n\rangle = |+\rangle^{\otimes n}$ where $|+\rangle = (|0\rangle + |1\rangle)/\sqrt{2}$, in which 2^n states are uniformly superposed. Let $|w\rangle$ denote the target state, where w is the target string that we want to obtain at the end. Since measurement is performed in the computational basis, the probability of finding the target state in the initialization is given by $1/2^n$. The algorithms aim to amplify the amplitude of the target state so that, once the measurement is performed, the probability of finding the target state is sufficiently close to 1.

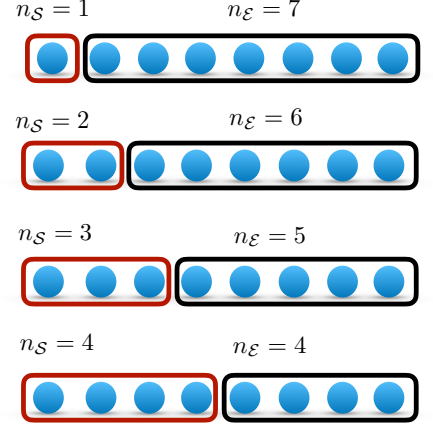


FIG. 4. For n qubits under quantum algorithms, a subsystem of n_S qubits is considered. The dynamical map on n_S qubits can be identified, and the information flow by the quantum interaction between system (S) and environment (E) can be computed.

As it is shown in the main text, we here consider the case $n = 8$ throughout. In what follows, let us consider subsystems from a single to a few qubits.

Information flow

Let us first consider a subsystem of a single qubit in the bipartition $1 : n - 1$. That is, we analyze how quantum interactions between a single qubit and the rest lead to gain or loss of information on the qubit. The single qubit we consider as a system is prepared initially in state $\rho_S(0) = |+\rangle\langle+|$ and other qubits regarded as environment in $\rho_E(0) = |+\rangle\langle+|^{\otimes n-1}$ where $|+\rangle = (|0\rangle + |1\rangle)/\sqrt{2}$.

The amplitude amplification algorithms apply unitary transformation $U_{SE}(t)$, which is given by a sequence of Grover iterations for discrete-time dynamics or Hamiltonian evolution for the continuous-time case. Then, at time t we have

$$\rho_{SE}(t) = U_{SE}(t) (\rho_S(0) \otimes \rho_E(0)) U_{SE}^\dagger(t).$$

The state at $t = O(2^{n/2})$ is sufficiently close to the target one $|w\rangle$. For the discrete-time algorithm, the dynamics is given by

$$U_{SE}(t) = \prod_{i=1}^t U_G, \text{ with } U_G = -H^{\otimes n} G_0 H^{\otimes n} G_w, \quad (8)$$

where H denotes the Hadamard transformation, $G_0 = I - 2|0\rangle\langle 0|^{\otimes n}$ and $G_w|a\rangle = (-1)^{a \cdot w}|a\rangle$. Note that G_0 is the inversion to the state $|0\rangle^{\otimes n}$, and G_w can selectively make inversion to the target state by calling the oracle.

Since we have n qubits, the unitary transformation has a representation in $2^n \times 2^n$ matrix, as follows

$$U_G = \begin{bmatrix} \frac{-1}{2^{n-1}} + 1 & \frac{1}{2^{n-1}} & \frac{1}{2^{n-1}} & \cdots & \frac{1}{2^{n-1}} \\ \frac{-1}{2^{n-1}} & \frac{1}{2^{n-1}} - 1 & \frac{1}{2^{n-1}} & \cdots & \frac{1}{2^{n-1}} \\ \vdots & \vdots & \vdots & \ddots & \vdots \\ \frac{-1}{2^{n-1}} & \frac{1}{2^{n-1}} & \frac{1}{2^{n-1}} & \frac{1}{2^{n-1}} & \frac{1}{2^{n-1}} - 1 \end{bmatrix}.$$

For the continuous-time algorithm [15], the unitary transformation is given by

$$U_{SE}(t) = e^{-it\mathcal{H}}, \text{ with } \mathcal{H} = E(|\psi_n\rangle\langle\psi_n| + |w\rangle\langle w|) \quad (9)$$

with E a constant. Then, the dynamical map Λ_t on a single qubit can be characterized by,

$$\rho_S(t) = \Lambda_t[\rho_S(0)] = \text{tr}_E U_{SE}(t)(\rho_S(0) \otimes \rho_E(0))U_{SE}^\dagger(t) \quad (10)$$

where $U_{SE}(t)$ can be found in Eqs. (8) and (9) for discrete- and continuous-time evolution, respectively. So far, we have characterized the dynamical map on a single qubit under the amplitude amplification algorithms.

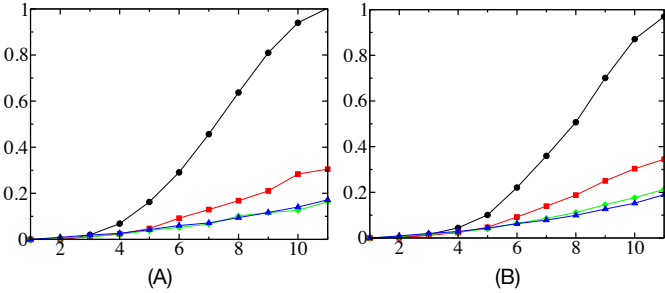


FIG. 5. The information flow integrated over time, i.e., $(\int_{t_1}^{t_2} \sigma(t) dt)$, is shown for various size of the system, $n_S = 1$ (black circles), $n_S = 2$ (red squares), $n_S = 3$ (green diamonds), and $n_S = 4$ (blue triangles) for discrete-time (A) and continuous-time (B) amplitude amplification algorithm.

For the dynamical map obtained in Eq. (10), we can compute the information flow

$$\sigma_t(\Lambda_t) = \max_{\rho_0, \rho_1} \frac{d}{dt} D(\Lambda_t[\rho_0], \Lambda_t[\rho_1]), \quad (11)$$

where trace distance is denoted by $D(\rho, \sigma) = \|\rho - \sigma\|_1/2$ with $\|A\|_1 = \text{tr}\sqrt{A^\dagger A}$ [8]. In Ref. [?], it is shown that the maximization can be achieved with a pair of orthogonal states. It therefore suffices to consider a pair of qubit states $\rho_0 = |\psi\rangle\langle\psi|$ and $\rho_1 = |\psi^\perp\rangle\langle\psi^\perp|$. We generate 10^6 arbitrary pure qubit states $|\psi\rangle$ uniformly over Haar measure and compute the information flow.

In Fig. 5, we plot the integration of information flow over time $(\int_{t_1}^{t_2} \sigma(t) dt)$ for $n_S = 1$ (black circles), for

discrete-time (A) and continuous-time (B) amplitude amplification algorithm. It is shown that at all time during the evolution the information flow is positive, $\sigma(\Lambda_t) > 0$. This shows that individual qubits have gain of information during execution of the quantum algorithm.

The analysis can be extended to a subsystem of more qubits, i.e., $n_S > 1$. Suppose that a system state is prepared in $\rho_S(0) = |+\rangle\langle+|^{\otimes n_S}$ and environment in $\rho_E(0) = |+\rangle\langle+|^{\otimes n_E}$. As it is shown in Eq. (10), the dynamical map $\Lambda_t^{(n_S)}$ can be therefore found as

$$\Lambda_t^{(n_S)}(\rho_S(0)) = \text{tr}_E U_{SE}(t) (\rho_S(0) \otimes \rho_E(0)) U_{SE}^\dagger(t). \quad (12)$$

As it is performed for the single-qubit case, the information flow is computed with the optimization in Eq. (11) for randomly generated 10^6 set of orthogonal pair of quantum states. The information flow is computed and plotted in Fig. 5, for $n_S = 2, 3, 4$.

One-shot information leakage

Once the information flow is computed, it is straightforward to find the one-shot information leakage as they related as follows,

$$I_{t_1, t_2}^{(S)}[\Lambda_t^{(n_S)}] = - \int_{t_1}^{t_2} (c p_{\text{guess}}^*)^{-1} \sigma(\Lambda_t^{(n_S)}) dt. \quad (13)$$

In Fig. 6, the information leakage is computed and plotted for cases $n_S = 1, 2, 3, 4$. Since the information is positive, i.e. gain of information happens at all time on a subsystem under consideration, the information leakage is negative at all time. This means that information leakage takes places from environment to system, and also quantifies the information gained from environment.

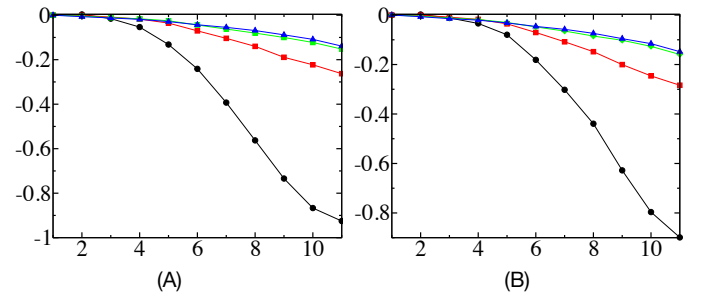


FIG. 6. Information leakage is shown for $n_S = 1$ (black circles), $n_S = 2$ (red squares), $n_S = 3$ (green diamonds), and $n_S = 4$ (blue triangles) for discrete-time (A) and continuous-time (B) amplitude amplification algorithm.

- [3] D. Deutsch, A. Barenco and A. Ekert, Universality in quantum computation, Proc. Royal Soc. London **449** 669-677 (1995).
- [4] D. P. DiVincenzo, Phys. Rev. A **51** 1015-1022 (1995).
- [5] S. Lloyd, Phys. Rev. Letts. **75** 346-349 (1995).
- [6] S. Massar and S. Popescu, Phys. Rev. Lett. **74** 1259 (1995).
- [7] H.-P. Breuer and F. Petruccione, The Theory of Open Quantum Systems, Oxford University Press, Oxford, 2002.
- [8] H. P. Breuer, E. M. Laine, and J. Piilo, Phys. Rev. Lett. **103**, 2104021 (2009).
- [9] A. Rivas, S. F. Huelga, and M. B. Plenio, Phys. Rev. Lett. **105**, 050403 (2010).
- [10] D. Chruscinski and S. Maniscalco, Phys. Rev. Lett. **112** 120404 (2014).
- [11] J. Bae and D. Chruscinski, Phys. Rev. Lett. **117**, 050403 (2016).
- [12] B.-H. Liu, *et. al.*, Nature Physics **7**, 931 (2011).
- [13] H.-P. Breuer, E.-M. Laine, J. Piilo, and B. Vacchini, Rev. Mod. Phys. **88** 021002 (2016).
- [14] L. Grover, Phys. Rev. Lett., **79** 325 (1997).
- [15] E. Farhi and S. Gutmann, Phys. Rev. A., **57** 2403 (1998).
- [16] A. S. Holevo, Probl. Inf. Transf. **10**, 317 (1974).
- [17] H. P. Yuen, R. S. Kennedy, and M. Lax, IEEE Trans. Inf. Theory **21**, 125 (1975).
- [18] C. W. Helstrom, Quantum Detection and Estimation Theory (Academic Press, New York), Vol. 123 (1976).
- [19] R. König, R. Renner, and C. Schaffner, IEEE Trans. Inf. Th., **55**, 9 (2009).
- [20] R. Renner, Ph.D. Thesis, ETH (2005).
- [21] N. Datta, M. Mosonyi, M.-H. Hsieh, and F. G. S. L. Brandao, IEEE Trans. Inf. Theo. **59**, 8014 (2013).
- [22] C. Zalka, Phys. Rev. A **60** 2746 (1999).
- [23] N. Bao, A. Bouland and S. P. Jordan, Phys. Rev. Lett. **117**, 120501 (2016).
- [24] J. Bae, W.-Y. Hwang, Y.-D. Han, Phys. Rev. Lett. **107**, 170403 (2011).
- [25] D. Bruss and C. Macchiavello, Phys. Rev. A **83**, 052313 (2011); Erratum Phys. Rev. A **85**, 049906 (2012).
- [26] Y. Fang, D. Kaszlikowski, C. Chin, K. Tay, L. C. Kwek, C.H. Oh, Phys. Lett. A **345**, 265 (2005).
- [27] R. Raussendorf and H. J. Briegel, Phys. Rev. Lett., **86** 5188 (2001).
- [28] W. K. Wootters, Phys. Rev. Letts. **80** 2245 (1998).
- [29] S. Hill and W. K. Wootters, Phys. Rev. Letts. **78** 5022 (1997).
- [30] F. Mintert, M. Kus and A. Buchleitner, Phy. Rev. Letts. **92** 167902 (2004).
- [31] F. Mintert, M. Kus and A. Buchleitner, Phys. Rev. Letts. **95** 260502 (2005).
- [32] E. Farhi, *et. al.*, Science, **292** 472 (2001).
- [33] W. van Dam, M. Mosca, and U. Vazirani, Proceedings of the 42nd Annual Symposium on Foundations of Computer Science, 279 (2001).
- [34] A. Das and B. K. Chakrabarti, Rev. Mod. Phys., **80**, 1061 (2008).
- [35] D. R. Simon, SIAM J. Comput., **26** 5 1474 (1997).
- [36] P. W. Shor, Proceedings of the 35th annual IEEE symposium of foundations of Computer Science 20 (1994).
- [37] F. Buscemi and N. Datta, Phys. Rev. A **93**, 012101 (2016).
- [38] D. Chruscinski, A. Rivas, and E. Strmer, arXiv:1710.06771.
- [39] C. Kropf, C. Gneiting, and A. Buchleitner, Phys. Rev. X **6**, 031023 (2016).
- [40] D. Chruscinski, A. Kossakowski, and A. Rivas, Phys. Rev. A **83**, 052128 (2011).