

# Identifying Object States in Cooking-Related Images

Ahmad Babaeian Jelodar, Md Sirajus Salekin, and Yu sun

**Abstract**—Understanding object states is as important as object recognition for robotic task planning and manipulation. This paper explicitly introduces and addresses the state identification problem in computer vision for the first time. In this paper, objects and ingredients in cooking videos are explored and the most frequent objects are analyzed. Eleven states from the most frequent cooking objects are examined and a dataset of images containing those objects and their states is created. As a solution to the state identification problem, a Resnet based deep model is proposed. The model is initialized with Imagenet weights and trained on the dataset of eleven classes. The trained state identification model is evaluated on a subset of the Imagenet dataset and state labels are provided using a combination of the model with manual checking. Moreover, an individual model is fine-tuned for each object in the dataset using the initially trained model and object-specific images, where significant improvement is demonstrated.

**Index Terms**—Image State Recognition, Object State Recognition, Image Understanding, Image Classification.

## I. INTRODUCTION

IMAGE understanding for object recognition and scene understanding have been very active topics in the last few years [1], [2], [3]. On the other hand, identifying object states has not captured much attention in computer vision and robotics research. In this study, we defined objects *states* as characters into which the object could be transformed as a consequence of a human or robot activity. A state can be observed and described as a form, texture, or color. For example, a tomato can have many states, such as sliced, diced, and whole. A whole tomato can be sliced and then diced in a sequence of cooking activity such as slicing and dicing. Assuming a robot chef wants to make a salad using a tomato, if it is provided with a whole tomato, it would need to wash it, slice it, and then dice it. If it is provided with a sliced tomato to begin with, it would need only to dice it. The intelligent robot chef would need to plan its motion differently based on the state of the provided tomato. Therefore, it would be necessary to not only recognize the object as a tomato, but also to identify the state the tomato is in. This is important for both fine-grained human activity understanding and robot task planning and manipulation control.

Robots also need to perform different manipulations or grasps to achieve different states of a planned task [4], [5], [6], [7]. Different states of an object or transiting an object from one state to another requires different types of grasping; for example, a whole carrot is grasped differently than a sliced

or grated carrot [8], [9], or holding a whole carrot for slicing, holding a half carrot for grating, or holding a julienne-cut carrot for dicing each need unique types of grasping. Receiving on-line feedback from the environment would give the robot the sufficient knowledge required to decide on the type of grasp.

In this paper, we present our exploration on identifying object states in cooking-related images. First, we selected 17 of the most commonly-used cooking objects from more than 250 online cooking video datasets [10], [11] and identified their states in the videos, resulting in 11 different states for all 17 objects. Subsequently, we created our own state identification dataset of 9309 images of these objects and their state labels. Using the dataset, we built and trained a Resnet-based deep neural network model starting from pre-trained weights. We evaluated our approach with the images in the ImageNet [12] and then assigned the images their state labels using a combination of our state identification model and manual labeling.

Our work has three main contributions:

- We define the state identification problem in cooking for fine-grained activity understanding and robot manipulation and provide a labeled dataset for the state identification problem.
- We designed a Resnet-based deep architecture and a transfer learning approach that used the pre-trained weights and a small number of labeled images for each state of all objects and then a much lower number of labeled images of each state of every object.
- We provide state labels for the images of the 18 objects in the Imagenet dataset.

The rest of the paper is organized as follows. Section II discusses related work, and Section III introduces the state identification challenge and describes how data are collected into a state dataset. Section IV introduces the algorithm proposed for state identification, and Section V discusses experiments and results. Further discussion is provided in Section VI, and Section

## II. RELATED WORK

To the best of our knowledge, no specific work has been done in the area of image state identification. In this section, we discuss work in the area of image classification, image captioning, and understanding that are relevant to or motivated us for this research. Currently, image classification has shifted towards convolutional neural networks. Krizhevsky et al, introduced the first evolutionary deep model for image

A. B. Jelodar, M. S. Salekin, and Y. Sun are with the Department of Computer Science and Engineering, University of South Florida, Florida FL, 33620 e-mail: (ajelodar@mail.usf.edu).

classification [13]. Thereafter, other deep models such as VGG [14], Googlenet [15], and Resnet [1] were introduced gradually as deeper and more advanced networks for image classification. Improvements with the combination of these networks have also been introduced in [16]. These works all focus on image object classification and do not consider states of objects in an image.

In [2], the authors show the importance of using object parts in recognizing an action from an image, thereby modeling human actions with a parts and attributes base. This work is an obvious proof of how object parts and states can help recognize an object or understand an image. Work such as [3] and [17] provide captions for images or videos. In [3] Yao et al. use attributes and their interactions with deep networks to provide captions. Other work such as [18], and [19] perform multi-label classification on a single image using RNN- and CNN-based deep architectures. Although these papers provide various labels for an image, they do not consider states of objects as another label for the image. These papers have one thing in common – they analyze an image to understand it. The state identification problem, also motivated by this aspect, contributes to the understanding of images.

Some work has been conducted in the area of cooking images and videos. Food recognition systems for dietary analysis [20], [21], fruit recognition [22], and ingredient recognition for recipe retrieval [23] are instances of work, which focus on recognizing or detecting the ingredients in an image. Some papers, such as [24], [25], perform food recognition on video to understand the whole video and associate it with a recipe or action. Other papers, such as [26], [27], focus on activity recognition from cooking videos. These works contribute to understanding cooking images and videos, but none explicitly focus on states. To our knowledge, we are the first to address this problem in cooking images or videos.

### III. THE STATE IDENTIFICATION CHALLENGE

In this section, the state identification challenge and the relevant dataset are introduced, and the data collection procedure, dataset statistics, and details of the dataset are discussed.

#### A. The Challenge

In our daily lives, we perform tasks by paying attention to objects and their states and how they interact with each other. Like humans, one of the main tasks of an intelligent robot is to properly manipulate the environment. For a smart robotic system to perfectly manipulate the environment, it needs to acquire accurate knowledge of the environment, objects, and their affordances and status.

An object can contain various shapes and states, therefore introducing various ways of manipulation. For example, when making an omelette, we need to dice peppers and onions. To dice a pepper, we need to grab the whole pepper, place it on a cutting board, use a knife to cut it in half, and, finally, cut it into julienne cuts and dice the cuts into small pieces. We can observe that the simple action of dicing a pepper requires knowledge of four different states for us or an intelligent robot. As humans, we get constant feedback from

the objects (pepper). A robot needs to also gain feedback from the state of the pepper to decide how to continue the cutting. Knowing the current status of an object helps the robot with how it approaches manipulating the object. In this example, for simplicity, we classified the states of an object into 4 different states, but in a real-world environment, the actual states of an object are continuously changing.

This example demonstrates the need for classification of an object (pepper) into a diverse set of states (whole, half, julienne, diced). Thus, we introduce the *state identification challenge* for the first time in this paper. We define a state of an object (such as a tomato) as the various physical shapes (diced, paste, juice, or whole) into which the object can be transformed as a consequence of human or robot activity. We propose and anticipate that by solving the state identification challenge, we can step towards accurately understanding and executing robot manipulation tasks such as grasping.

One of the main problems and applications of robotic systems is in the cooking scope. In this study, we designed the state identification challenge for cooking objects. We analyzed cooking objects and their states by looking into the statistics extracted from the knowledge representation introduced in [10]. We discerned the most frequent objects in this knowledge representation and explored their states. State analysis shows that there are two major states for cooking objects-shape change and surface change. Hierarchical exploration shows that there are three main states under shape change, namely separated, morphed, and merged, each of which can further be represented by finer states. Also, surface change can be divided into two states, color and texture change, which, in turn, have finer representations themselves. Figure 1 depicts the hierarchical representation of explored states. In some cases, an object can have a combination of multiple states simultaneously. In this study, for simplicity, we assumed that an object can have only a single state at a time (in one snapshot).

A total of 22 fine states is shown in Figure 1. These states represent the whole state space that all important objects from [10] can span. We selected only 10 states (shown in gray in the figure) that are representative of the whole state space for our problem. The main reason to this state reduction is the lack of training image samples for the eliminated states. We can represent the state space in any other scope with a similar graph and further analyze the problem. In this study, we focused only on the cooking state space.

#### B. The States Identification Dataset and Statistics

Dataset images were crawled through the Google search engine using a keyword combination of each object and state (such as “tomato” and “sliced”). The links to the crawled images were exported to a file, downloaded, and reviewed to remove unrelated images (such as cartoon images). Using the Vatic annotation tool, [28], images were published through a local server and dispersed to multiple workers for manual labeling. The labels were further reviewed and were gathered into a dataset of states. A small fraction of the dataset was labeled through the labelbox tool [29].

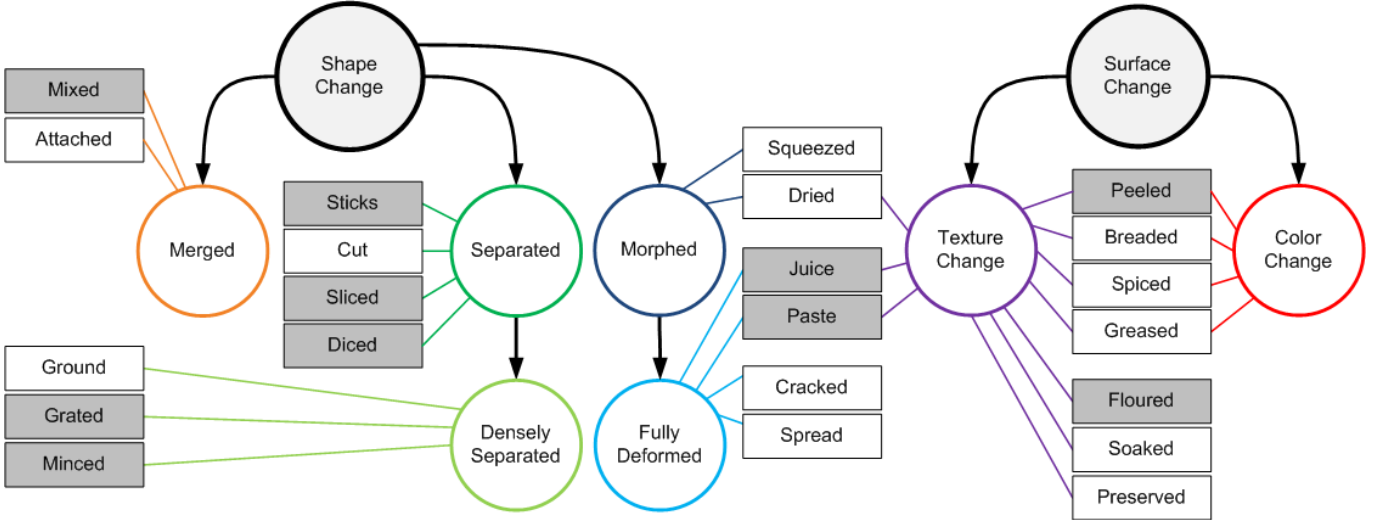


Fig. 1: state identification problem definition.

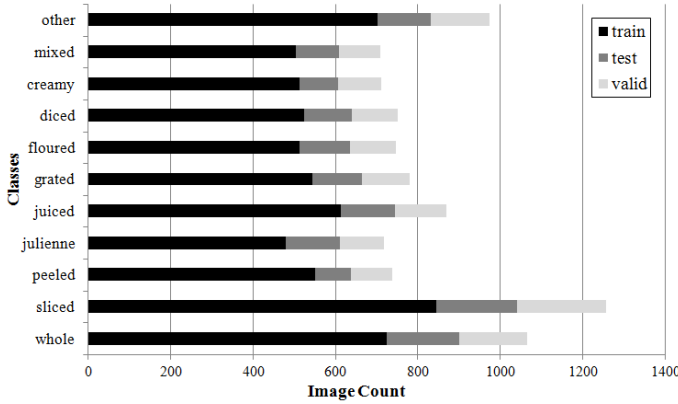


Fig. 2: Dataset class statistics.

The collected dataset consisted of 17 main cooking objects, including tomato, onion, garlic, green pepper, potato, carrot, strawberry, egg, mushroom, bread, beef/pork, chicken/turkey, cheese, butter, dough and milk and 11 classes of states (whole, peeled, floured, sliced, diced, grated, julienne, juice, creamy, mixed, other). The total number of images in the dataset is 9309 – 6498(70%) training, 1413(15%) testing, and 1398(15%) validation images. The statistics of each class in the dataset is depicted in Figure 2. The classes “whole” and “sliced” contain more than 1000 images, and the other classes contain 700-1000 images.

### C. The Dataset details

In this section, we give a concise definition of each of the 11 states to clearly state what each state represents. The *whole* state contains objects in their original format and shape, such as a whole pepper or a whole chicken, as shown in the first column of Figure 3. The *peeled* state contains objects that are peeled but not cut, sliced, or morphed, such as a whole peeled egg, onion, garlic, or tomato, (column 2 of Figure 3). The *floured* state contains objects that are floured (column 3 of Figure 3). The *grated* state comprises of objects that are

densely separated, such as bread crumbs, minced garlic, or grated egg (column 4 of Figure 3). The *julienne* state includes objects such as carrot sticks, French fries, julienne pepper, or shredded meat (column 5 of Figure 3).

The *diced* state contains diced or chopped objects, such as diced onion, tomato, and strawberry, chopped meat, and butter, and cheese cubes (Figure 3, column 6). The *sliced* class contains objects that are thinly-sliced such as sliced carrot, pepper, onion, tomato, meat or chicken slices, toast, and butter and cheese slices (Figure 3, column 7). Objects that are cut in other ways (such as cut in half or diced) are not considered sliced. The *juiced* class contains objects such as milk, melted butter, and tomato juice, (column 8 of Figure 3). The *creamy* state contains objects that are creamy, such as cream, creamy butter or cheese, garlic or tomato paste, and mashed potato (Figure 3, column 9). The *mixed* class contains a scramble of multiple objects such as salads (Figure 3, column 10). A final class called the *other* class is created that includes any state not listed in the previous states. A potato cut in half, squeezed lemon, images with multiple states, and an unmixed salad are in this class (Figure 3, column 11). Note that each object contains only a subset of the 11 states.

## IV. THE METHODOLOGY

The state identification problem is an image classification problem. Like other recent image classification problems in the last few years, we propose to solve the problem with a deep structure. Our model uses the Resnet base model up to the 46th activation layer [1] as its basis. We added a layer of 1x1 convolution, two layers of convolution, and a layer of global averaging before the 11 class soft-max layer. We used batch normalization in each layer for normalization and regularization purposes and added randomness to the network. The structure of the network is depicted in Figure 4. The 1x1 convolution was added to make the feature map set shallower. The convolutions were added to capture new spatial features for the specific state identification problem.



Fig. 3: Example images of 11 classes of the Dataset.



Fig. 4: Proposed Network structure.

#### A. Transfer Learning

The network included more than 19 million parameters; therefore, the Resnet base, pre-trained on Imagenet, was used for training the state identification model. The pre-trained weights of the model initially were frozen in the first step and, further in the training procedure, the whole network (with 11 classes) was fine-tuned. More details about the transfer learning procedure are given in subsection V-A.

State identification has a strong correlation with the type of object. For instance, butter cannot be found as grated, julienne, or peeled and rarely can be seen as diced. On the other hand, cheese can be grated and lemon can be zested. We took this knowledge into consideration by fine-tuning 17 individual models for each object in the dataset. Each object has a different number of states; for example, garlic has 5 states including whole, paste, minced, peeled, and sliced, but carrot can have 7 states including julienne, diced, and juice. Therefore, the last layer of Figure 4 was removed and a new soft-max layer was added to the model. The number of images for each object in the dataset was limited; therefore, we initially trained the network on the whole dataset and fine-tune the modified network on a small number of object-specific images.

### V. EXPERIMENTS AND RESULTS

We designed three experiments. In the first, we trained and tested the deep architecture on the whole dataset. In the second, we showed that fine-tuning the model individually for

each object improves the accuracy for state identification. In the third, we tested our model on a sample of Imagenet images and provided state labels for a subset of their dataset [12].

#### A. State Identification

The model was trained and then evaluated on an unseen test set. We used the Adam optimizer with a learning rate of 0.001, beta1 of 0.9, and beta2 of 0.999, froze the Resnet base of the model, and trained only the layers we added to the network for 100 epochs. We then fine-tuned all layers of the model (including the Resnet base) for 250 epochs with a learning rate of 0.000005. On-line data augmentation, l2 regularization, and batch normalization was performed to reduce over-fitting. The average class accuracy calculated for the trained and tested sets are 81.4% and 80.4%, respectively (Table I). We trained 2 other models using a Resnet base and similar architectures. Using the validation set, a weighted voting was performed between these 3 models, and the best combination of weights was used for the final model. As shown in Table I, after voting the state recognition accuracy rose to 82%.

TABLE I: Classification accuracy on the state dataset and Imagenet subset.

	Model	State Dataset		Imagenet Subset	
		Top 1	Top 2	Top 1	Top 2
1	Resnet-based Model	80.4%	91.5%	78.5%	89.6%
2	Voting	82%	92%	-	-

For fine-tuning the model for each individual object, we perform a 4 stage training In stage 1 and 2 all layers but the last



are frozen. In stage 3 our additional layers are unfrozen and in stage 4 the whole model is unfrozen. Learning rates for stages 1 to 4 are 0.01, 0.001, 0.00001, and 0.000005 respectively. Epochs for stages 1 to 4 are 40, 80, 120, and 160 respectively. The First 5 columns of Table II shows the classification accuracies of the fine-tuned model for each object. The object dough was removed from this set of experiments.

TABLE II: Classification accuracy of the individual fine-tuning

Object	Top 1	Voting	States	Test Set
mushroom	95.6%	97.8%	3	45
onion	80.2%	85%	7	86
strawberry	92.6%	92%	4	68
bread	78.9%	78.9%	6	123
butter	69.7%	72.7%	5	66
carrot	78.5%	84.9%	8	135
egg	90.6%	89.2%	5	85
garlic	86.7%	85.3%	5	75
lemon	90.7%	94.9%	6	108
milk	100%	100%	2	40
pepper	96.1%	97.5%	5	76
potato	84%	88.3%	8	106
tomato	88.5%	91.1%	7	113
cheese	82.7%	78.7%	4	75
beef/pork	86.7%	86.7%	5	60
chicken	88.8%	89.7%	6	116
average	86.9%	88.3%	5.4	86.1

### B. ImageNet Test

In this experiment, we contributed to the Imagenet dataset by providing state labels for them. For each object category in our dataset, excluding beef and chicken, 50 images were randomly selected from the Imagenet dataset. Beef and chicken were excluded because Imagenet does not contain cooking-related images for these two categories. The Salad synset was included for the experiments because it is considered a frequent image in cooking videos, thus leading to a total of 16 object categories and 800 images. The images were labeled with the 11 classes in our dataset.

Moreover, the trained model was run on the Imagenet subset and the average state identification accuracy on the Imagenet subset was reported as 78.5%. Individual accuracies for the top 1, 2 and 3 are shown in the last three columns of Table III. In addition to the evaluation, we ran our model on all images associated to the 16 object categories and gave their labels. Then we manually checked the labels through an interface and keep the correct labels and discard the others. The state labels of the images and the dataset will be released on our website for download after the double-blind peer review process.

## VI. DISCUSSION

### A. State Analysis

Classification accuracy of all classes apart from the *other* class is at least 70% for the experiment on our test set (confusion matrix depicted in Figure 5). The *other* class includes various kinds of images, such as images of meals, sandwiches, images including a combination of various states

TABLE III: Classification accuracy of the Imagenet subset

Object	Top 1	Top 2	Top 3
mushroom	74%	84%	96%
onion	86%	94%	96%
strawberry	74%	86%	90%
bread	80%	96%	98%
butter	70%	88%	94%
carrot	96%	100%	100%
egg	62%	78%	86%
garlic	84%	90%	92%
orange	90%	96%	98%
milk	72%	80%	88%
pepper	78%	88%	94%
potato	72%	94%	96%
tomato	74%	82%	92%
cheese	84%	90%	98%
salad	90%	98%	98%
dough	70%	90%	96%
average	78.5%	89.6%	94.5%

(classes), and etc. The variety in the other class is the reason of such a low accuracy. We anticipate performing a joint detection and recognition procedure of states would improve the accuracy of classification in all classes.

creamy	78	5	4	1	3	0	1	2	0	0	1
diced	0	98	0	2	0	0	6	4	1	5	0
floured	0	0	111	0	0	0	0	3	0	3	4
grated	4	3	1	108	0	1	1	2	0	1	1
juiced	2	0	0	0	103	0	0	0	0	1	3
julienne	0	1	0	14	0	96	1	2	5	6	2
mixed	0	2	0	2	0	1	100	0	0	0	0
other	11	6	5	1	3	6	11	58	7	15	4
peeled	0	0	1	0	0	0	0	1	82	2	2
sliced	5	8	5	1	0	5	0	19	5	143	6
whole	0	1	7	0	3	0	0	13	12	2	141

Fig. 5: Confusion Matrix for State Identification Dataset

A majority of the mistakes made by the model were on account of ambiguous and multi-state images as depicted in Figure 6. This also suggests that detection of all states inside an image rather than looking at the entire image as a whole may improve the state identification accuracy. Moreover, tracking the state of an object and assigning values for representing the quality of an object being in a specific state may improve state identification results.

### B. Imagenet Analysis

Unexpectedly, the average state identification accuracy on the Imagenet subset, despite having more ambiguous images, was only slightly lower than the classification accuracy on our dataset. Figure 7 shows examples of ambiguous images from the Imagenet subset. These images either contain multiple states such as Figure 7.c. or are out of our dataset scope such




Fig. 6: Samples of mis-predicted (a,b), ambiguous (c,d), mis-labeled (e,f) and multi-state (g,h) images. (e) is floured and (f) is peeled but they are mis-labeled as whole in the dataset.

as Figure 7.a. Interestingly, the half peeled pepper, in Figure 7.d., was predicted as peeled although no image of a peeled pepper is included in our dataset. Figure 7.b. was counted as a wrong prediction, although the model’s first three predictions is whole, julienne and other. This example shows that the model is able to capture sufficient features, but does not have the tool to identify multiple states in an image simultaneously. The confusion matrix on the Imagenet subset is depicted in Figure 8 without classes diced, grated and julienne due to the shortage in image samples.

## VII. CONCLUSION AND FUTURE WORK

In this paper, the state identification challenge is introduced for the first time, and a solution to it is provided using a deep convolutional approach. A state of an object is defined as the form an object could be transformed into, and the state identification challenge is defined as the problem of classifying an image of an object into its relative state. A useful dataset of cooking ingredients was gathered for the challenge. Using a proposed deep model based on Resnet [1], a promising level of accuracy was reached for state

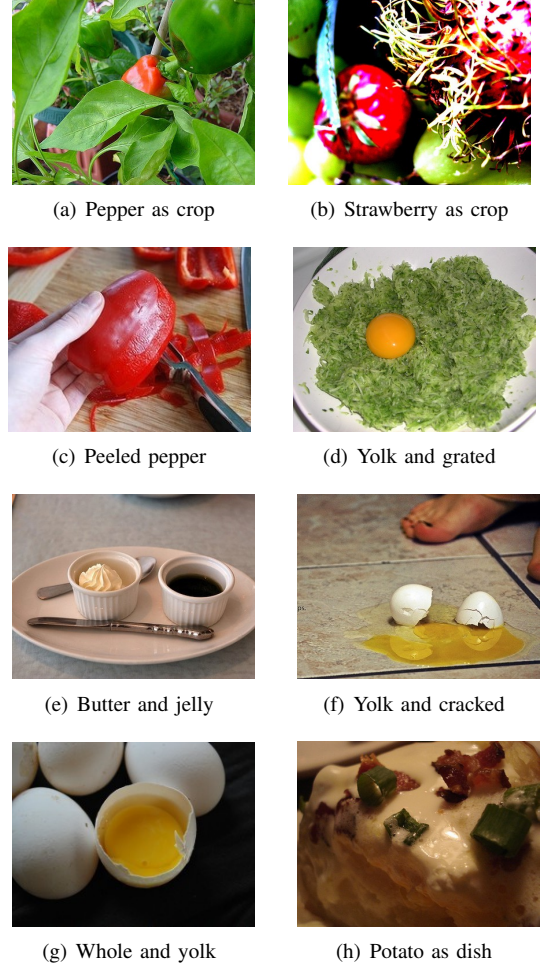


Fig. 7: Samples of multi-state or ambiguous images in Imagenet.

creamy	67	1	3	0	5	1	1	1
diced	1	23	0	0	1	0	2	2
floured	3	0	144	0	12	4	3	2
grated	1	0	0	46	4	1	0	2
juiced	17	2	10	2	151	5	23	17
julienne	0	0	0	0	0	20	0	0
mixed	1	1	0	0	0	1	17	0
other	1	4	3	1	8	7	9	165
	creamy	diced	floured	grated	juiced	julienne	mixed	other

Fig. 8: Confusion Matrix for Imagenet Subset

identification. We further tested our model on Imagenet images and semi-automatically provided state labels for images in Imagenet that are related to cooking ingredients. We showed that fine-tuning the model for each known object improves the average accuracy significantly. In future work, we will explore detection of all states inside an image, tracking the states in

a video and providing continuous state labels for objects in a video.

## REFERENCES

- [1] K. He, X. Zhang, S. Ren, and J. Sun, "Deep residual learning for image recognition," in *CVPR*. IEEE Computer Society, 2016, pp. 770–778.
- [2] B. Yao, X. Jiang, A. Khosla, A. L. Lin, L. Guibas, and L. Fei-Fei, "Human action recognition by learning bases of action attributes and parts," in *2011 International Conference on Computer Vision*, Nov 2011, pp. 1331–1338.
- [3] T. Yao, Y. Pan, Y. Li, Z. Qiu, and T. Mei, "Boosting image captioning with attributes," in *2017 IEEE International Conference on Computer Vision (ICCV)*, vol. 00, Oct. 2018, pp. 4904–4912.
- [4] Y. Lin and Y. Sun, "Task-oriented grasp planning based on disturbance distribution," in *Robotics Research*. Springer, 2016, pp. 577–592.
- [5] —, "Task-based grasp quality measures for grasp synthesis," in *Intelligent Robots and Systems (IROS), 2015 IEEE/RSJ International Conference on*. IEEE, 2015, pp. 485–490.
- [6] —, "Grasp planning to maximize task coverage," *The International Journal of Robotics Research*, vol. 34, no. 9, pp. 1195–1210, 2015.
- [7] —, "Robot grasp planning based on demonstrated grasp strategies," *The International Journal of Robotics Research*, vol. 34, no. 1, pp. 26–42, 2015.
- [8] Y. Sun, Y. Lin, and Y. Huang, "Robotic grasping for instrument manipulations," in *Ubiquitous Robots and Ambient Intelligence (URAI), 2016 13th International Conference on*. IEEE, 2016, pp. 302–304.
- [9] Y. Lin, S. Ren, M. Clevenger, and Y. Sun, "Learning grasping force from demonstration," in *Robotics and Automation (ICRA), 2012 IEEE International Conference on*. IEEE, 2012, pp. 1526–1531.
- [10] D. Paulius, Y. Huang, R. Milton, W. D. Buchanan, J. Sam, and Y. Sun, "Functional object-oriented network for manipulation learning," in *IROS*. IEEE, 2016, pp. 2655–2662.
- [11] M. Rohrbach, S. Amin, M. Andriluka, and B. Schiele, "A database for fine grained activity detection of cooking activities," in *CVPR*. IEEE Computer Society, 2012, pp. 1194–1201.
- [12] J. Deng, W. Dong, R. Socher, L.-J. Li, K. Li, and L. Fei-Fei, "ImageNet: A Large-Scale Hierarchical Image Database," in *CVPR09*, 2009.
- [13] A. Krizhevsky, I. Sutskever, and G. E. Hinton, "Imagenet classification with deep convolutional neural networks," in *Proceedings of the 25th International Conference on Neural Information Processing Systems - Volume 1*, ser. NIPS'12. USA: Curran Associates Inc., 2012, pp. 1097–1105.
- [14] K. Simonyan and A. Zisserman, "Very deep convolutional networks for large-scale image recognition," *CoRR*, vol. abs/1409.1556, 2014.
- [15] C. Szegedy, W. Liu, Y. Jia, P. Sermanet, S. Reed, D. Anguelov, D. Erhan, V. Vanhoucke, and A. Rabinovich, "Going deeper with convolutions," in *Computer Vision and Pattern Recognition (CVPR)*, 2015.
- [16] C. Szegedy, S. Ioffe, and V. Vanhoucke, "Inception-v4, inception-resnet and the impact of residual connections on learning," 02 2016.
- [17] J. Donahue, L. A. Hendricks, S. Guadarrama, M. Rohrbach, S. Venugopalan, K. Saenko, and T. Darrell, "Long-term recurrent convolutional networks for visual recognition and description," *CoRR*, vol. abs/1411.4389, 2014.
- [18] S. Venugopalan, L. A. Hendricks, M. Rohrbach, R. Mooney, T. Darrell, and K. Saenko, "Captioning images with diverse objects," in *2017 IEEE Conference on Computer Vision and Pattern Recognition (CVPR)*, July 2017, pp. 1170–1178.
- [19] J. Wang, Y. Yang, J. Mao, Z. Huang, C. Huang, and W. Xu, "Cnn-rnn: A unified framework for multi-label image classification," in *2016 IEEE Conference on Computer Vision and Pattern Recognition (CVPR)*, June 2016, pp. 2285–2294.
- [20] C. Liu, Y. Cao, Y. Luo, G. Chen, V. Vokkarane, M. Yunsheng, S. Chen, and P. Hou, "A new deep learning-based food recognition system for dietary assessment on an edge computing service infrastructure," *IEEE Transactions on Services Computing*, vol. 11, no. 2, pp. 249–261, March 2018.
- [21] C. Liu, Y. Cao, Y. Luo, G. Chen, V. Vokkarane, and Y. Ma, "Deepfood: Deep learning-based food image recognition for computer-aided dietary assessment," in *Proceedings of the 14th International Conference on Inclusive Smart Cities and Digital Health - Volume 9677*, ser. ICOST 2016. New York, NY, USA: Springer-Verlag New York, Inc., 2016, pp. 37–48.
- [22] L. Hou, Q. Wu, Q. Sun, H. Yang, and P. Li, "Fruit recognition based on convolution neural network," in *2016 12th International Conference on Natural Computation, Fuzzy Systems and Knowledge Discovery (ICNC-FSKD)*, Aug 2016, pp. 18–22.
- [23] J. Chen and C.-W. Ngo, "Deep-based ingredient recognition for cooking recipe retrieval," in *ACM Multimedia*. ACM, 2016, pp. 32–41.
- [24] Y. Yamakata, K. Kakusho, and M. Minoh, "Object recognition based on object's identity for cooking recognition task," in *ISM*. IEEE Computer Society, 2010, pp. 278–283.
- [25] Y. Matsumura, A. Hashimoto, S. Mori, M. Mukunoki, and M. Minoh, "Clustering scenes in cooking video guided by object access," in *ICME Workshops*. IEEE Computer Society, 2015, pp. 1–6.
- [26] M. Rohrbach, A. Rohrbach, M. Regneri, S. Amin, M. Andriluka, M. Pinkal, and B. Schiele, "Recognizing fine-grained and composite activities using hand-centric features and script data," *International Journal of Computer Vision*, pp. 1–28, 2015.
- [27] F. D. M. de Souza, S. Sarkar, A. Srivastava, and J. Su, "Spatially coherent interpretations of videos using pattern theory," *International Journal of Computer Vision*, vol. 121, no. 1, pp. 5–25, 2017.
- [28] C. Vondrick, D. Patterson, and D. Ramanan, "Efficiently scaling up crowdsourced video annotation," *International Journal of Computer Vision*, pp. 1–21, 10.1007/s11263-012-0564-1.
- [29] "Labelbox annotation tool kernel description," <https://www.labelbox.io/>.