

UNIVERSITY OF CALIFORNIA
RIVERSIDE

Circuits, Bond Graphs, and Signal-Flow Diagrams: A Categorical Perspective

A Dissertation submitted in partial satisfaction
of the requirements for the degree of

Doctor of Philosophy

in

Mathematics

by

Brandon Hector Coya

June 2018

Dissertation Committee:

Professor John Baez, Chairperson
Professor Vyjayanthi Chari
Professor Wee Liang Gan

Copyright by
Brandon Hector Coya
2018

The Dissertation of Brandon Hector Coya is approved:

Committee Chairperson

University of California, Riverside

Acknowledgments

Most of all I thank my advisor John Baez. His guidance is the main reason that I understand any category theory, have three papers, and now a PhD. The way he explains any topic is enlightening and makes everything seem simple and easy to understand. This meant that he also accidentally taught me how to teach very well. I highly recommend his writing and lectures as resources for learning mathematics.

My fellow graduate students motivated me to continue finishing a PhD. My first couple of years were made tolerable by Hannah Croft-Seidler and Mike Knap. If not for them I would have given up almost immediately. After this I leaned on Nick Woods; my conversations with him helped me understand the basics of category theory. Around this time Brendan Fong was also largely influential; I thank him for being the coauthor on my first ever paper and for teaching me so much.

My wonderful girlfriend Evelyn Easdale kept me sane and happy during my struggles as a graduate student. She has infinite patience and kindness. Andy Walker, Alex Sherbetjian, and Donna Blanton made life outside of mathematics fun. There are too many others to thank individually, but any that read this will know how much they have influenced me. Lastly, I thank all of the students that I have taught in my time at UCR for giving me a passion for teaching.

The material on corelations in Chapters 2 and 3 comes from joint work with Brendan Fong and has been published previously in our paper “Corelations are the prop for extraspecial commutative Frobenius monoids” [17]. The material on props in Chapters 2 and 6, and the material on electrical circuits and signal-flow diagrams in Chapters 3 and 4, comes from joint work with John Baez and Franciscus Rebro in our paper “Props in network theory” [3]. The material on bond graphs in Chapter 5 comes from my paper “A compositional framework for bond graphs” [16].

To my family. They are the ultimate reason that I made it so far.

ABSTRACT OF THE DISSERTATION

Circuits, Bond Graphs, and Signal-Flow Diagrams: A Categorical Perspective

by

Brandon Hector Coya

Doctor of Philosophy, Graduate Program in Mathematics
University of California, Riverside, June 2018
Professor John Baez, Chairperson

We use the framework of “props” to study electrical circuits, signal-flow diagrams, and bond graphs. A prop is a strict symmetric monoidal category where the objects are natural numbers, with the tensor product of objects given by addition. In this approach, electrical circuits make up the morphisms in a prop, as do signal-flow diagrams, and bond graphs. A network, such as an electrical circuit, with m inputs and n outputs is a morphism from m to n , while putting networks together in series is composition, and setting them side by side is tensoring. Here we work out the details of this approach for various kinds of electrical circuits, then signal-flow diagrams, and then bond graphs. Each kind of network corresponds to a mathematically natural prop. We also describe the “behavior” of electrical circuits, bond graphs, and signal-flow diagrams using morphisms between props. To assign a behavior to a network we “black box” the network, which forgets its inner workings and records only the relation it imposes between inputs and outputs. The process of black-boxing a network then corresponds to a morphism between props. Interestingly, there are two different behaviors for any bond graph, related by a natural transformation. To achieve all of this we first prove some foundational results about props. These results let us describe any prop in terms of generators and equations, and also define morphisms of props by naming where the generators go and checking that relevant equations hold. Technically, the key tools are the Rosebrugh–Sabadini–Walters result relating circuits to special commutative Frobenius monoids, the monadic adjunction between props and signatures, and a result saying which symmetric monoidal categories are equivalent to props.

Contents

1	Introduction	1
1.1	Circuits and bond graphs	3
1.2	Plan of the thesis	6
2	Cospans, corelations, and props	11
2.1	Cospans and corelations	11
2.2	Props	25
2.3	Presenting props	29
3	Circuits and linear relations	35
3.1	FinCorel as a Prop	36
3.2	L -Circuits	40
3.3	Circuits made only of perfectly conductive wires	48
3.4	Linear relations	51
4	Black-boxing	59
4.1	Black-boxing as a morphism of props	60
4.2	Black-boxing linear circuits	63
4.3	Signal-flow diagrams	67
4.4	Voltage and current sources	73
5	Bond graphs	77
5.1	1- and 0-junctions	81
5.2	Bond graphs as corelations	86
5.3	Bond graphs as Lagrangian relations	90
5.4	The prop of bond graphs	94
6	Appendix	109
6.1	The mathematics of props	109
6.1.1	Props from symmetric monoidal categories	109
6.1.2	The adjunction between props and signatures	112
	Bibliography	123

Chapter 1

Introduction

People, and more specifically scientists, are naturally inclined to draw diagrams and pictures when they want to better understand a problem. One example is when Feynman introduced his famous diagrams in 1949; particle physicists have been using them ever since [19, 26]. In the 1940s Olson [35] pointed out analogies in electrical, mechanical, thermodynamic, hydraulic, and chemical systems, which allowed “circuit diagrams” to be applied to a wide variety of fields. These analogies are by now well-understood, and have been well explained by Karnopp, Margolis, and Rosenberg [27, 28, 29] and Brown [14].

On April 24, 1959, Paynter [37, 38] woke up and invented the diagrammatic language of bond graphs, now widely used in engineering [47, 49], to study generalized versions of voltage and current, called “effort” and “flow,” which are implicit in the analogies found by Olson. Carl Petri introduced “Petri nets” in computer science with his doctoral thesis; however, he claims to have invented them as a teenager to describe chemical reactions [39]. Control theorists use “signal-flow diagrams” to study linear open dynamical systems [21].

Although category theory predates some of these diagrams, it was not until the 1980s that Joyal and Street [25] showed string digrams can be used to reason about morphisms in any symmetric monoidal category. This motivates our first goal: view electrical circuits, signal-flow diagrams, and bond graphs as string diagrams for morphisms in symmetric monoidal categories. Doing so lets us study these networks from a *compositional* perspective. That is, we study a big network by describing how it is composed of smaller pieces. Treating networks as morphisms in a symmetric monoidal category lets us build larger ones from smaller ones by composing and tensoring them: this makes the compositional perspective into precise mathematics. To study a network in this way we must first

define a notion of “input” and “output” for the network diagram. Then gluing diagrams together, so long as the outputs of one match the inputs of the other, defines the composition for a category.

Network diagrams are typically assigned data, such as the potential and current associated to a wire in an electrical circuit. Since the relation between the data tells us how a network behaves, we call this relation the “behavior” of a network. The way in which we assign behavior to a network comes from first treating a network as a “black box,” which is a system with inputs and outputs whose internal mechanisms are unknown or ignored. A simple example is the lock on a doorknob: one can insert a key and try to turn it; it either opens the door or not, and it fulfills this function without us needing to know its inner workings. We can treat a system as a black box through the process called “black-boxing,” which forgets its inner workings and records only the relation it imposes between its inputs and outputs.

Since systems with inputs and outputs can be seen as morphisms in a category we expect black-boxing to be a functor out of a category of this sort. Assigning each diagram its behavior in a functorial way is formalized by functorial semantics, first introduced by Lawvere [31] in his thesis. This consists of using categories with specific extra structure as “theories” whose “models” are structure-preserving functors into other such categories. We then think of the diagrams as a syntax, while the behaviors are the semantics. Thus black-boxing is actually an example of functorial semantics. This leads us to another goal: to study the functorial semantics, i.e. black-boxing functors, for electrical circuits, signal-flow diagrams, and bond graphs.

Baez and Fong [5] began this type of work by showing how to describe circuits made of wires, resistors, capacitors, and inductors, as morphisms in a category using “decorated cospans.” Baez and Erbele [4], and Bonchi, Sobociński, and Zanasi [12] separately studied signal flow diagrams as morphisms in some category. In other work Baez, Fong, and Pollard [6] looked at Markov processes, while Baez and Pollard [7] studied reaction networks using decorated cospans. In all of these cases, the functorial semantics of the categories were also studied.

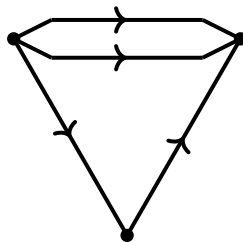
Our main tool is the framework of “props,” also called “PROPs,” introduced by Mac Lane [32]. The acronym stands for products and permutations, and these operations roughly describe what a prop can do. More precisely, a prop is a strict symmetric monoidal category equipped with a distinguished object X such that every object is a tensor power

$X^{\otimes n}$. Props arise in our work because very often we think of a network as going between some set of input nodes and some set of output nodes, where the nodes are indistinguishable from each other. Thus we typically think of a network as simply having some natural number as an input and some natural number as an output, so that the network is actually a morphism in a prop.

1.1 Circuits and bond graphs

We now briefly introduce circuits and bond graphs. Much more detail is contained in the chapters where we study them, but this introduction serves as a guide for what to picture and how to think whenever we casually mention the terminology found in electrical engineering.

Here is an electrical circuit made of only perfectly conductive wires:



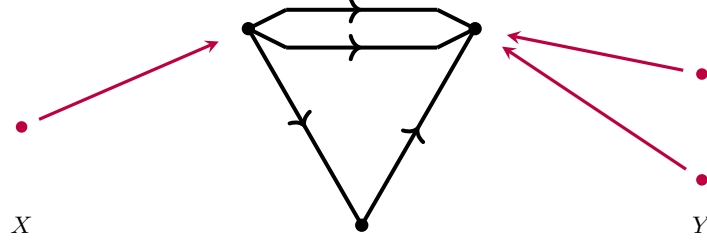
This is just a *graph*, consisting of a set N of nodes, a set E of edges, and maps $s, t: E \rightarrow N$ sending each edge to its source and target node. We refer to the edges as perfectly conductive wires and say that wires go between nodes. Then associated to each perfectly conductive wire in an electrical circuit is a pair of real numbers called “potential,” ϕ , and “current,” I .

$$\underline{\phi, I}$$

Typically each *node* gets a potential, but in the above case the potential at either end of a wire would be the same so we may as well associate the potential to the wire. Current and potential in circuits like these obey two laws due to Kirchoff. First, at any node, the sum of currents flowing into that node is equal to the sum of currents flowing out of that node. The other law states that any connected wires must have the same potential.

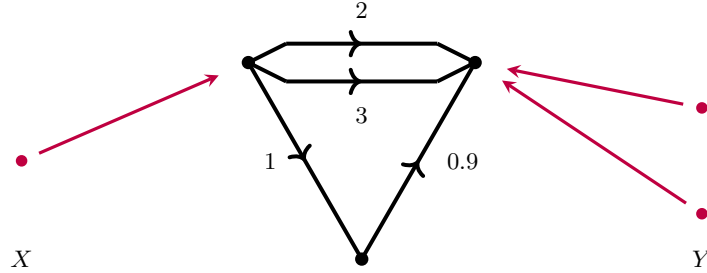
We say that the above circuit is *closed* as opposed to being *open* because it does not have any inputs or outputs. In order to talk about open circuits and thereby bring the “compositional perspective” into play we need a notion for inputs and outputs of a circuit.

We do this using two maps $i: X \rightarrow N$ and $o: Y \rightarrow N$ that specify the *inputs* and *outputs* of a circuit. Here is an example:



We call the sets X , Y , and the disjoint union $X + Y$ the **inputs**, **outputs**, and **terminals** of the circuit, respectively. To each terminal we associate a potential and current. In total this gives a space of allowed potentials and currents on the terminals and we call this space the “behavior” of the circuit. Since we do this association without knowing the potentials and currents inside the rest of the circuit we call this process “black-boxing” the circuit. This process “black-boxes” the internal workings of the circuit and just tells us the relation between inputs and outputs. In fact this association is functorial, but to understand the functoriality first requires that we say how to compose these kinds of circuits. We save this for later.

There are also electrical circuits that have “components” such as resistors, inductors, voltage sources, and current sources. These are graphs as above, but with edges now labelled by elements in some set L . Here is one for example:



We call this an L -circuit. We may also black-box an L -circuit to get a space of potentials and currents, i.e. the behavior of the L -circuit, and this process is functorial as well. The components in a circuit determine the possible potential and current pairs because they impose additional relationships. For example, a resistor between two nodes has a resistance R and is drawn as:



In an L -circuit this would be an edge labelled by some positive real number R . For a resistor like this we know that $I_1 = I_2$ and that Ohm's Law says $\phi_2 - \phi_1 = I_1 R$. This tells us how to construct the black-boxing functor that extracts the right behavior.

Engineers often work with wires that come in pairs where the current on one wire is the negative of the current on the other wire. In such a case engineers care about the difference in potential more than each individual potential. For such pairs of perfectly conductive wires:

$$\frac{\phi_1, I_1}{\phi_2, I_2}$$

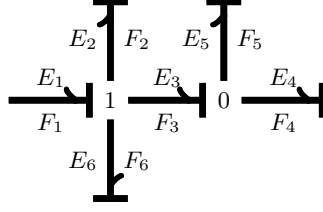
we call $V = \phi_2 - \phi_1$ the “voltage” and $I = I_1 = -I_2$ the “current.” Note the word current is used for two different, yet related concepts. We call a pair of wires like this a “bond” and a pair of nodes like this a “port.” To summarize we say that bonds go between ports, and in a “bond graph” we draw a bond as follows:

$$\frac{V}{I}$$

Note that engineers do not explicitly draw ports at the ends of bonds; we follow this notation and simply draw a bond as a thickened edge. Engineers who work with bond graphs often use the terms “effort” and “flow” instead of “voltage” and “current”, respectively. Thus a bond between two ports in a bond graph is drawn equipped with an effort and flow, rather than a voltage and current, as follows:

$$\frac{E}{F}$$

A bond graph consists of bonds connected together using “1-junctions” and “0-junctions.” These two types of junctions impose equations between the efforts and flows on the attached bonds. The efforts on bonds connected together with a 1-junction sum to zero, while the flows are all equal. For 0-junctions the efforts are all equal while the efforts sum to zero. We explain bond graphs with more detail in Chapter 5, but for now the following suffices as an example of a bond graph:



The arrow at the end of a bond indicates which direction of current flow counts as positive, while the bar is called the “causal stroke.” These are unnecessary for our work, so we adopt a simplified notation without the arrow or bar. Additionally, one may also attach general circuit components, but we will also not consider these.

1.2 Plan of the thesis

In Chapter 2 we provide the necessary background for studying four categories $\mathbf{FinSpan}$, \mathbf{FinRel} , $\mathbf{FinCospa}$, and $\mathbf{FinCorel}$ as props. In particular, $\mathbf{FinCospa}$ and $\mathbf{FinCorel}$ are crucial to our study of networks. Both categories have the natural numbers as objects, while $\mathbf{FinCospa}$ has “cospans” as morphisms and $\mathbf{FinCorel}$ has “corelations” as morphisms. We then equip $\mathbf{FinCospa}$ and $\mathbf{FinCorel}$ with additional structure making them into “dagger compact categories.” In Corollary 2.3.4 we prove that any prop has a presentation in terms of generators and equations. Then we recall the known presentations for $\mathbf{FinSpan}$, $\mathbf{FinCospa}$, and \mathbf{FinRel} . Proposition 2.3.7 lets us build props as quotient props of other props. All of this work leads to Theorem 3.1.1 in Chapter 3, where we show that $\mathbf{FinCorel}$ is the “prop for extraspecial commutative Frobenius monoids.” This also provides a presentation for $\mathbf{FinCorel}$ which we continually use in our work on networks. Our results clarify the relationship between $\mathbf{FinSpan}$, \mathbf{FinRel} , $\mathbf{FinCospa}$, and $\mathbf{FinCorel}$ as props.

We begin Chapter 3 by showing that $\mathbf{FinCorel}$ is the prop for extraspecial commutative Frobenius monoids. Then we define an “ L -circuit” as a graph with specified inputs and outputs, together with a labelling set for the edges of the graph. L -circuits are morphisms in the prop \mathbf{Circ}_L . In Proposition 3.2.8 we show that \mathbf{Circ}_L can be viewed as the coproduct of $\mathbf{FinCospa}$ together with a free prop on the set L of labels. We define \mathbf{Circ} to be the prop \mathbf{Circ}_L where L consists of a single element. Then we view \mathbf{Circ} as the category whose morphisms are circuits made of only perfectly conductive wire. From any morphism in \mathbf{Circ} we extract a cospan of finite sets and then turn the cospan into a corelation. These two processes are functorial so we get a method for sending a circuit made of only perfectly

conductive wires to a corelation:

$$\text{Circ} \xrightarrow{H'} \text{FinCospan} \xrightarrow{H} \text{FinCorel}.$$

There is also a functor $K: \text{FinCorel} \rightarrow \text{FinRel}_k$, where FinRel_k is the category whose objects are finite dimensional vector spaces V and whose morphisms $R: U \rightarrow V$ are linear relations $R \subseteq U \oplus V$. By composing with the above functors H' and H we associate a linear relation R to any circuit made of perfectly conductive wires. On the other hand we get a subspace for any such circuit by first assigning potential and current to each terminal, and then subjecting these variables to the appropriate physical laws. It turns out that these two ways of assigning a subspace to a morphism in Circ are the same. We call the linear relation associated to a circuit using the composite KHH' the “behavior” of the circuit and define the “black-boxing” functor to be the composite $\blacksquare := KHH': \text{Circ} \rightarrow \text{FinRel}_k$. Note that the underlying corelation of a circuit made of perfectly conductive wires completely determines the behavior of the circuit via the functor K .

In Chapter 4 we reinterpret \blacksquare as a morphism of props. We do this by introducing the category LagRel_k , whose objects are “symplectic” vector spaces and whose morphisms are “Lagrangian” relations. Then in Proposition 4.1.6 we prove that the functor $K: \text{FinCorel} \rightarrow \text{FinRel}_k$ actually picks out a Lagrangian subspace for any corelation and thus determines a morphism of props, which we also call $K: \text{FinCorel} \rightarrow \text{LagRel}_k$. Then we redefine black-boxing to be the morphism of props given by the composite

$$\text{Circ} \xrightarrow{H'} \text{FinCospan} \xrightarrow{H} \text{FinCorel} \xrightarrow{K} \text{LagRel}_k.$$

After doing the hard work for circuits made of perfectly conductive wires we show the power of our results on props by easily extending the black-boxing functor to circuits with arbitrary label sets in Theorem 4.2.1. We apply this result in Proposition 4.2.2 to the category Circ_{RLC} , whose morphisms are circuits made of resistors, inductors, and capacitors. Then in Theorem 4.2.4 we prove the existence and uniqueness of a morphism of props $\blacksquare: \text{Circ}_k \rightarrow \text{LagRel}_k$ for any field k .

We then recall how control theorists use “signal-flow diagrams” to draw linear relations. These diagrams make up the category SigFlow_k , which is the free prop generated by the same generators as FinRel_k . Similarly we define the prop $\widetilde{\text{Circ}}_k$ as the free prop generated by the same generators as Circ_k . Then there is a strict symmetric monoidal

functor $T: \widetilde{\text{Circ}}_k \rightarrow \text{SigFlow}_k$ giving a commutative square:

$$\begin{array}{ccccc} \widetilde{\text{Circ}}_k & \xrightarrow{P} & \text{Circ}_k & \xrightarrow{\blacksquare} & \text{LagRel}_k \\ T \downarrow & & & & \downarrow \\ \text{SigFlow}_k & \xrightarrow{\square} & & & \text{FinRel}_k. \end{array}$$

Of course, circuits made of perfectly conductive wires are a special case of linear circuits. We can express this fact using a commutative square:

$$\begin{array}{ccc} \widetilde{\text{Circ}} & \xrightarrow{P} & \text{Circ} \\ \downarrow & & \downarrow \\ \widetilde{\text{Circ}}_k & \xrightarrow{P} & \text{Circ}_k. \end{array}$$

Combining the diagrams we get a commutative diagram summarizing the relationship between linear circuits, cospans, corelations, and signal-flow diagrams:

$$\begin{array}{ccccccc} \widetilde{\text{Circ}} & \xrightarrow{P} & \text{Circ} & \xrightarrow{H'} & \text{FinCospans} & \xrightarrow{H} & \text{FinCorel} \\ \downarrow & & \downarrow & & & & \downarrow K \\ \widetilde{\text{Circ}}_k & \xrightarrow{P} & \text{Circ}_k & \xrightarrow{\blacksquare} & & & \text{LagRel}_k \\ T \downarrow & & & & & & \downarrow \\ \text{SigFlow}_k & \xrightarrow{\square} & & & & & \text{FinRel}_k. \end{array}$$

We end the chapter by extending our work to circuits with voltage and current sources. These types of circuits define affine relations instead of linear relations. Our prop framework lets us extend to these types of circuits by showing that affine Lagrangian relations define the morphisms in a prop AffLagRel_k . This leads to Theorem 4.4.5, which says that for any field k and label set L there exists a unique morphism of props

$$\blacksquare: \text{Circ}_L \rightarrow \text{AffLagRel}_k$$

extending the other black-boxing functor.

In Chapter 5 we study bond graphs as morphisms in a category. Our goal is to define a category BondGraph , whose morphisms are bond graphs, and then assign a space of efforts and flows as behavior to any bond graph using a functor. We also construct a functor that assigns a space of potentials and currents to any bond graph, which agrees with the way that potential and current relate to effort and flow.

The way we define `BondGraph` comes from two different approaches to studying bond graphs. The first way leads us to a subcategory FinCorel° of FinCorel , while the second way leads us to a subcategory LagRel_k° of LagRel_k . Instead of a commutative square relating these four categories, we obtain a pentagon that commutes up to a natural transformation if we invent a new category `BondGraph`:

$$\begin{array}{ccccc}
 & & \text{LagRel}_k^\circ & \xrightarrow{i'} & \text{LagRel}_k \\
 & \nearrow F & & & \uparrow K \\
 \text{BondGraph} & & \Downarrow \alpha & & \\
 & \searrow G & \text{FinCorel}^\circ & \xrightarrow{i} & \text{FinCorel}
 \end{array}$$

In our first approach we view a bond graph as an electrical circuit. We take advantage of our earlier work on circuits and corelations by taking FinCorel to be the category whose morphisms are circuits made of perfectly conductive wires. In this approach a terminal is the object 1 and a wire is the identity corelation from 1 to 1, while a circuit from m terminals to n terminals is a corelation from m to n .

Here we think of a port as the object 2, since a port is a pair of nodes. Then we think of a bond as a pair of wires and hence the identity corelation from 2 to 2. Lastly, the two junctions are two different ways of connecting ports together, and thus specific corelations from $2m$ to $2n$. It turns out that we may equip the object 2 with two different Frobenius monoid structures and these interact with each other similarly to how 1-junctions and 0-junctions interact with each other.

We want the morphisms built from the two Frobenius monoids to correspond to bond graphs, since bond graphs are built out of series and parallel junctions. Unfortunately there are some equations which hold between morphisms made from these Frobenius monoids that do not hold for corresponding bond graphs. We define a category FinCorel° using the morphisms that come from these two Frobenius monoids and move on to another attempt at defining `BondGraph`.

Since bond graphs impose Lagrangian relations between effort and flow we look back at LagRel_k . The relations associated to a 1-junction make $k \oplus k$ into yet another Frobenius monoid, while the relations associated to a 0-junction make $k \oplus k$ into a different Frobenius monoid. The two Frobenius monoid structures interact to form a “bimonoid.” Unfortunately, a bimonoid has equations between morphisms that do not correspond to

equations between bond graphs, so this approach also does not result in morphisms that are bond graphs. Regardless, we define the category LagRel_k° using the two Frobenius monoids here.

Since it turns out that FinCore° and LagRel_k° have corresponding generators we define BondGraph as a prop that also has corresponding generators, but with only the equations found in both FinCore° and LagRel_k° . By defining BondGraph in this way we automatically have two functors $F: \text{BondGraph} \rightarrow \text{LagRel}_k^\circ$ and $G: \text{BondGraph} \rightarrow \text{FinCore}^\circ$. The functor F associates effort and flow to a bond graph, while the functor G lets us associate potential and current to a bond graph using the previous work done on FinCore . Then the Lagrangian subspace relating effort, flow, potential, and current:

$$\{(V, I, \phi_1, I_1, \phi_2, I_2) | V = \phi_2 - \phi_1, I = I_1 = -I_2\}$$

defines a natural transformation in the following diagram:

$$\begin{array}{ccccc} & & \text{LagRel}_k^\circ & \xrightarrow{i'} & \text{LagRel}_k \\ & \nearrow F & & & \uparrow K \\ \text{BondGraph} & & \Downarrow \alpha & & \\ & \searrow G & \text{FinCore}^\circ & \xrightarrow{i} & \text{FinCore} \end{array}$$

Putting this together with the above diagram we get one diagram which encompasses the relationships between circuits, signal-flow diagrams, bond graphs, and their behaviors in category theoretic terms.

$$\begin{array}{ccccccc} \widetilde{\text{Circ}} & \xrightarrow{P} & \text{Circ} & \xrightarrow{H'} & \text{FinCospan} & \xrightarrow{H} & \text{FinCore} \longleftarrow \text{FinCore}^\circ \\ \downarrow & & \downarrow & & & & \downarrow K \\ \widetilde{\text{Circ}}_k & \xrightarrow{P} & \text{Circ}_k & \xrightarrow{\blacksquare} & \text{LagRel}_k & \longleftarrow & \text{LagRel}_k^\circ \\ \downarrow T & & & & \downarrow & & \uparrow \alpha \\ \text{SigFlow}_k & \xrightarrow{\square} & & & \text{FinRel}_k & & \end{array} \quad \begin{array}{l} \swarrow G \\ \text{BondGraph} \\ \searrow F \end{array}$$

Chapter 2

Cospans, corelations, and props

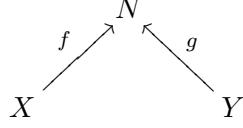
We start by defining the categories $\mathbf{FinSpan}$, \mathbf{FinRel} , $\mathbf{FinCospan}$, and $\mathbf{FinCorel}$. Of particular interest are $\mathbf{FinCospan}$ and $\mathbf{FinCorel}$ due to their relation to electrical circuits, signal-flow diagrams, and bond graphs. To this end we equip $\mathbf{FinCospan}$ and $\mathbf{FinCorel}$ with various structures which, in summary, make them into dagger compact categories, or more informally, make them “network-like.” We also introduce the framework of “props,” i.e. strict symmetric monoidal categories whose objects are the natural numbers. It turns out that $\mathbf{FinSpan}$, \mathbf{FinRel} , $\mathbf{FinCospan}$, and $\mathbf{FinCorel}$ are all equivalent to props. This fact lets us nicely express their relationships to each other after some preliminary results.

In Corollary 2.3.4 we prove that any prop has a generators and equations presentation. The presentations for $\mathbf{FinSpan}$, $\mathbf{FinCospan}$, and \mathbf{FinRel} are all well known. We can completely understand how $\mathbf{FinCorel}$ is related as a prop to the other three categories by presenting $\mathbf{FinCorel}$ as the “prop for extraspecial commutative Frobenius monoids.” In order to arrive at this presentation we need to use Proposition 2.3.7, which says, among other things, that adding extra equations to a prop creates a quotient prop. It turns out that $\mathbf{FinCorel}$ is a quotient of $\mathbf{FinCospan}$, and that this is enough to present $\mathbf{FinCorel}$ as a prop in terms of generators and equations.

2.1 Cospans and corelations

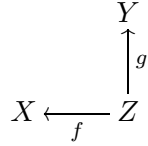
We use *cospans* to describe networks with inputs and outputs as morphisms in a category.

Definition 2.1.1. Given a category C a **cospan** in C is a diagram of the form:

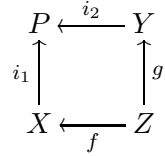


We often view the apex of a cospan as the set of nodes for some network. Then the idea is that the maps f and g pick out the input and output nodes of the network. This lets us define the composite of two networks so long as we have a method for composing cospans. Indeed there is a well known method for composing cospans by using *pushouts*.

Definition 2.1.2. Given a diagram of this form in a category C :



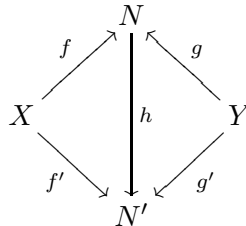
the **pushout** of the morphisms f, g consists of an object P and two morphisms $i_1: X \rightarrow P$ and $i_2: Y \rightarrow P$ such that the diagram:



commutes and such that P is universal for this property. That is, for any object Q with morphisms $j_1: X \rightarrow Q$ and $j_2: Y \rightarrow Q$ there exists a unique $u: P \rightarrow Q$ also making the relevant diagrams commute.

Note that a pushout is unique up to unique isomorphism so with a slight abuse of language we say *the* pushout. A consequence of this brand of uniqueness is that pushouts only determine a well-defined composite for *isomorphism classes* of cospans. The notion of isomorphic cospans requires the notion of a map between cospans.

Definition 2.1.3. A **map of cospans** is a morphism $h: N \rightarrow N'$ between the apices of two cospans such that the diagram:



commutes. If h is an isomorphism then we say the cospans are **isomorphic**.

When a category C has pushouts we may compose isomorphism classes of cospans in the following way. Given two isomorphism classes of cospans with a common foot:

$$\begin{array}{ccccc} & N & & N' & \\ & \swarrow \quad \searrow & & \swarrow \quad \searrow & \\ X & & Y & & Z \end{array}$$

we take the pushout to form the diagram:

$$\begin{array}{ccccc} & & P & & \\ & \swarrow \quad \searrow & & \swarrow \quad \searrow & \\ & N & & N' & \\ & \swarrow \quad \searrow & & \swarrow \quad \searrow & \\ X & & Y & & Z \end{array}$$

and we say the composite is the isomorphism class of the following cospan:

$$\begin{array}{ccc} & P & \\ if \swarrow & & \nwarrow i'g' \\ X & & Z \end{array}$$

For any category C with pushouts, one has a category $\text{Cospan}(C)$ whose objects are those of C and whose morphisms are the isomorphism classes of cospans of C [9]. The category $\text{Cospan}(\text{FinSet})$, which we rename now, is of particular interest.

Definition 2.1.4. Let FinCospan be the category $\text{Cospan}(\text{FinSet})$ which has finite sets as objects and isomorphism classes of cospans $X \rightarrow N \leftarrow Y$ as morphisms, where we compose morphisms using pushouts.

From this point onward we say cospan when we mean isomorphism class of cospans. To better understand cospans we also study what happens when we reverse the arrows in a cospan.

Definition 2.1.5. Given a category C a **span** in C is a diagram of the form:

$$\begin{array}{ccc} & N & \\ f \swarrow & & \searrow g \\ X & & Y \end{array}$$

Just as the composite of cospans is defined using pushouts, the composite of spans is defined using **pullbacks**.

Definition 2.1.6. Given a diagram of this form in a category C :

$$\begin{array}{ccc} & & Y \\ & & \downarrow g \\ X & \xrightarrow{f} & Z \end{array}$$

the **pullback** of the morphisms f, g consists of an object P and two morphisms $p_1: P \rightarrow X$ and $p_2: P \rightarrow Y$ such that the diagram:

$$\begin{array}{ccc} P & \xrightarrow{p_2} & Y \\ p_1 \downarrow & & \downarrow g \\ X & \xrightarrow{f} & Z \end{array}$$

commutes and such that P is universal for this property. That is, for any object Q with morphisms $q_1: Q \rightarrow X$ and $q_2: Q \rightarrow Y$ there exists a unique $u: Q \rightarrow P$ also making the relevant diagrams commute.

For any category C with pullbacks, there is a category $\text{Span}(C)$ with objects the objects of C and morphisms the isomorphism classes of spans of C .

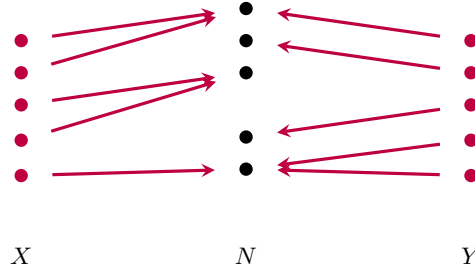
Definition 2.1.7. Let FinSpan be the category $\text{Span}(\text{FinSet})$ which has finite sets as objects and isomorphism classes of spans $X \leftarrow N \rightarrow Y$ as morphisms, where we compose morphisms using pullbacks.

Note also that cospans in a category C are the same as spans in C^{op} while pushouts in a category C are the same as pullbacks in C^{op} . In this way FinSpan is dual to FinCospan . There is also an interesting relationship between morphisms $X \rightarrow N \leftarrow Y$ in FinCospan and partitions P of $X + Y$ where “+” denotes disjoint union.

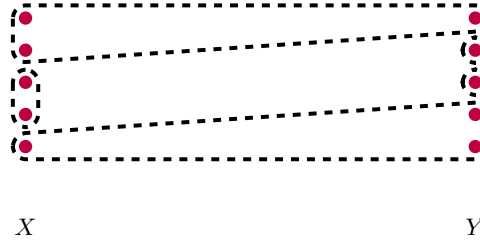
Definition 2.1.8. A cospan $X \xrightarrow{f} S \xleftarrow{g} Y$ in the category of finite sets is **jointly epic** if $f(X) \cup g(Y) = S$.

A jointly epic cospan $X \xrightarrow{f} N \xleftarrow{g} Y$ determines a partition of $X + Y$, where two points $p, q \in X + Y$ are in the same part of the partition if and only if they map to the same point of N via the function $\langle f, g \rangle: X + Y \rightarrow N$. To see this consider the following

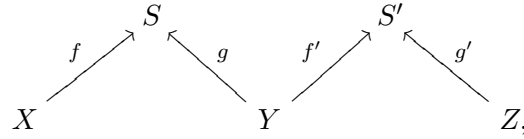
jointly epic cospan of finite sets:



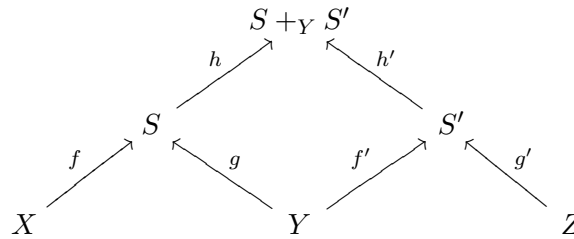
This jointly epic cospan determines the following partition, where elements in the same part of the partition are drawn in the same part with a dashed line:



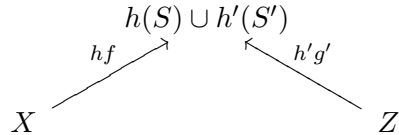
Jointly epic cospans determine a category. Given two jointly epic cospans:



we compose them by first forming the pushout:

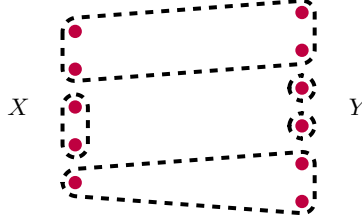


and then forcing the composite cospan to be jointly epic:

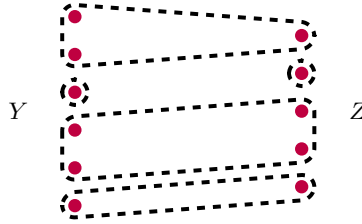


There is a notion for composing partitions P of $X + Y$ and P' of $Y + Z$ which, as expected, is equivalent to composing jointly epic cospans. We refrain from writing the

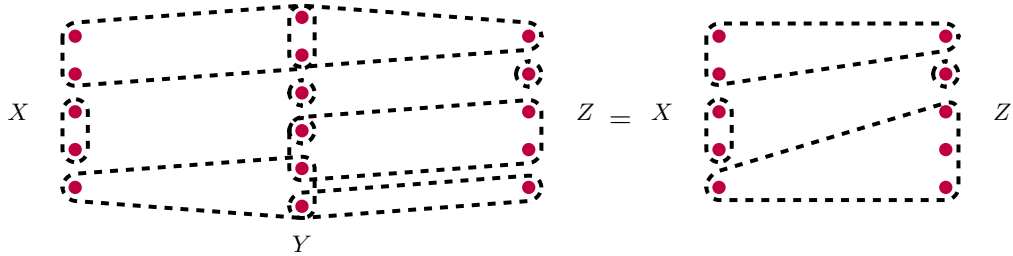
overly wordy definition and instead give a comprehensive example since the idea is simple.
Let the following be a partition of $X + Y$:



and this be a partition of $Y + Z$:



We compose them by putting elements of X and Z in the same part, if there is a ‘path’ between them:



Similarly, “jointly monic” spans $X \xrightarrow{f} S \xleftarrow{g} Y$ are equivalent to **relations** $R \subseteq X \times Y$. Since jointly monic spans are to jointly epic cospans as spans are to cospans, we make the following definition.

Definition 2.1.9. Given sets X and Y , a **corelation** from X to Y is a partition of $X + Y$, or equivalently, an isomorphism class of jointly epic cospans $X \xrightarrow{f} N \xleftarrow{g} Y$.

Definition 2.1.10. Let $\mathbf{FinCorel}$ be the category with finite sets as objects and corelations as morphisms.

Note that although a corelation is a type of cospan, $\mathbf{FinCorel}$ is not a subcategory of $\mathbf{FinCosp}$. Taking the composite of two corelations in the category $\mathbf{FinCosp}$ does not

necessarily result in a corelation. There is however a functor $H: \text{FinCospan} \rightarrow \text{FinCorel}$ forcing any cospan to be jointly epic. Relations also determine a category FinRel and there is a functor $M: \text{FinSpan} \rightarrow \text{FinRel}$ forcing a span to be jointly monic.

Definition 2.1.11. Let FinRel be the category with finite sets as objects and relations as morphisms.

In summary we have four important categories: FinCospan , FinCorel , FinSpan , and FinRel . Cospans are to spans as corelations are to relations, and there are functors $H: \text{FinCospan} \rightarrow \text{FinCorel}$, and $M: \text{FinSpan} \rightarrow \text{FinRel}$. There is much more to say about the relationship between these four categories, which we do after introducing the framework of props in Section 2.2. For now we focus on equipping FinCospan and FinCorel with more structure with the purpose of making them network-like.

In many examples of networks—including electrical circuits, signal-flow diagrams, and bond graphs—one can often set two networks side by side to form a larger network. These networks also have a notion of “swapping” or permuting pieces. For example, in the case of electrical circuits this is just passing wires across each other. In our terms, these structures are encompassed by “symmetric monoidal categories.”

Definition 2.1.12. A **monoidal category** is a category C equipped with

- a functor $\otimes: C \times C \rightarrow C$ called the **tensor product**,
- an object $I \in C$ called the **unit object**
- a natural isomorphism $a_{x,y,z}: (x \otimes y) \otimes z \rightarrow x \otimes (y \otimes z)$ called the **associator**,
- a natural isomorphism $\lambda_x: I \otimes x \rightarrow x$ called the **left unitor**,
- a natural isomorphism $\rho_x: x \otimes I \rightarrow x$ called the **right unitor**,

such that the following two kinds of diagrams commute for all objects involved:

- triangle identity

$$\begin{array}{ccc}
 (x \otimes I) \otimes y & \xrightarrow{a_{x,I,y}} & x \otimes (I \otimes y) \\
 \searrow \rho_x \otimes \text{id}_y & & \swarrow \text{id}_x \otimes \lambda_y \\
 & x \otimes y &
 \end{array}$$

- the pentagon identity

$$\begin{array}{ccc}
& (w \otimes x) \otimes (y \otimes z) & \\
a_{w \otimes x, y, z} \nearrow & & \searrow a_{w, x, y \otimes z} \\
((w \otimes x) \otimes y) \otimes z & & (w \otimes (x \otimes (y \otimes z))) \\
\downarrow a_{w, x, y} \otimes id_z & & \uparrow id_w \otimes a_{x, y, z} \\
(w \otimes (x \otimes y)) \otimes z & \xrightarrow{a_{w, x \otimes y, z}} & w \otimes ((x \otimes y) \otimes z)
\end{array}$$

A monoidal category is **strict** if the associator, left unitor, and right unitor are identities.

In a monoidal category the tensor product provides a way that one can set objects “side by side” with each other and also morphisms “side by side” with each other. If our category also has a “braiding” then not only can we tensor, we can also permute.

Definition 2.1.13. A **braided monoidal category** is a monoidal category (C, \otimes, I) equipped with a natural isomorphism $B_{x,y}: x \otimes y \rightarrow y \otimes x$ called the **braiding** such that the following two kinds of diagrams commute for all objects involved:

$$\begin{array}{ccccc}
(x \otimes y) \otimes z & \xrightarrow{a_{x,y,z}} & x \otimes (y \otimes z) & \xrightarrow{B_{x,y \otimes z}} & (y \otimes z) \otimes x \\
B_{x,y} \times id_z \downarrow & & & & \downarrow a_{y,z,x} \\
(y \otimes x) \otimes z & \xrightarrow{a_{y,x,z}} & y \otimes (x \otimes z) & \xrightarrow{id_y \otimes B_{x,z}} & y \otimes (z \otimes x) \\
\\
x \otimes (y \otimes z) & \xrightarrow{a_{x,y,z}^{-1}} & (x \otimes y) \otimes z & \xrightarrow{B_{x \otimes y, z}} & z \otimes (x \otimes y) \\
id_x \otimes B_{y,z} \downarrow & & & & \downarrow a_{z,x,y}^{-1} \\
x \otimes (z \otimes y) & \xrightarrow{a_{x,z,y}^{-1}} & (x \otimes z) \otimes y & \xrightarrow{B_{x,z} \otimes id_y} & (z \otimes x) \otimes y
\end{array}$$

In all of our examples braiding two objects and then braiding them again is the same as doing nothing at all. This happens in a symmetric monoidal category.

Definition 2.1.14. A **symmetric monoidal category** is a braided monoidal category where the braiding is such that $B_{y,x}B_{x,y} = id_{x \otimes y}$.

Example 2.1.15. FinCospan is a symmetric monoidal category where the tensor product is disjoint union, denoted by $+$, and the unit object is the empty set. The braiding morphism $B_{m,n}: m + n \rightarrow n + m$ is given by the cospan $m + n \xrightarrow{f} m + n \xleftarrow{g} n + m$ where the image of m under f is the same as the last m of the apex, the image of n under f is the first n of the apex, the image of m under g is the first m of the apex, and the image of n under g is the last n of the apex.

Example 2.1.16. FinCorel is also a symmetric monoidal category with $+$ as the tensor product and the empty set as the unit object. Note that the braiding for FinCospans is jointly epic so that the same braiding also makes FinCorel into a symmetric monoidal category.

Example 2.1.17. FinSpan is a symmetric monoidal category where the tensor product is also $+$, and the unit object is the empty set. The braiding morphism $B_{m,n} : m \times n \rightarrow n \times m$ is more easily understood as the relation

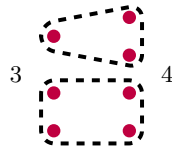
$$\{(a, b, b, a) : a \in m, b \in n\} \subseteq (m \times n) \times (n \times m).$$

This construction also makes FinRel into a symmetric monoidal category.

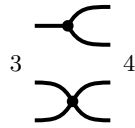
At first glance the braiding morphisms for FinCospans and FinCorel seem complicated. However, Joyal and Street [25] rigorously justified reasoning in any symmetric monoidal category using “string diagrams” so we may draw the morphisms in FinCospans and FinCorel in this way.

Given a corelation $X \xrightarrow{f} N \xleftarrow{g} Y$ we connect elements of X and Y with strings if they are in the same image of either f or g . That is, if elements are in the same part of the partition we connect them with a string, otherwise we do not. Also, we do not bother to draw the elements since the strings themselves tell us about the number of inputs and outputs.

For example, the following partition in FinCorel :



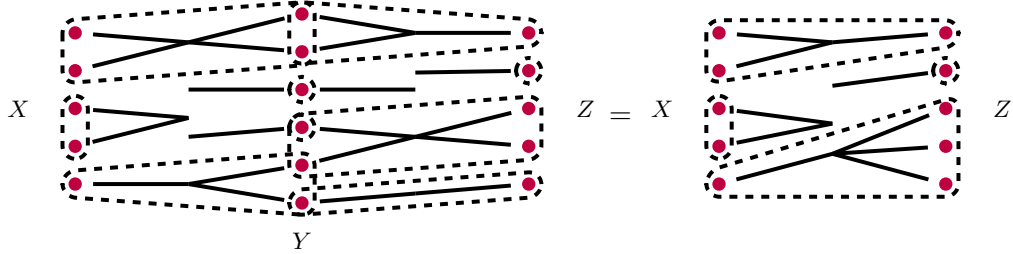
is drawn as:



We draw the unit object as “nothing,” and draw the tensor product of two string diagrams by merely stacking one above the other. The braiding is represented by a crossing of the strings. For example $B_{1,1} : 2 \rightarrow 2$ is drawn as:



Composition of these string diagrams is essentially the same as composition of the partition pictures. The following example, where we also include the partition notation, shows the idea:



Although we have only explained the way in which corelations can be drawn as string diagrams, we can do the same with cospans. However, in the case of cospans there may be strings which are completely disconnected from the inputs and outputs. It is only because corelations are jointly epic cospans that we can always eliminate completely disconnected components. This fact follows from Theorem 3.1.1, which provides a normal form for any corelation. Another reason for using string diagrams to represent corelations is because the string diagrams look suspiciously similar to diagrams made of perfectly conductive wires. In fact we shall see that corelations behave like circuits made of perfect wires.

Just as functors preserve the structure of categories, there are functors which preserve these other structures. As expected, a monoidal functor preserves the monoidal structure between monoidal categories and a symmetric monoidal functor preserves the braiding.

Definition 2.1.18. Let (C, \otimes_C, I_C) and (D, \otimes_D, I_D) be two monoidal categories. A **monoidal functor** between them is

- a functor $F: C \rightarrow D$
- an isomorphism $\epsilon: I_D \rightarrow F(I_C)$
- a natural isomorphism $\mu_{x,y}: F(x) \otimes_D F(y) \rightarrow F(x \otimes_C y)$ for all $x, y \in C$

satisfying the following conditions:

- (associativity) For all objects $x, y, z \in C$ the following diagram commutes:

$$\begin{array}{ccc}
(F(x) \otimes_D F(y)) \otimes_D F(z) & \xrightarrow{a_{F(x), F(y), F(z)}^D} & F(x) \otimes_D (F(y) \otimes_D F(z)) \\
\mu_{x,y} \otimes \text{id} \downarrow & & \downarrow \text{id} \otimes \mu_{y,z} \\
F(x \otimes_C y) \otimes_D F(z) & & F(x) \otimes_D (F(y \otimes_C z)) \\
\mu_{x \otimes_C y, z} \downarrow & & \downarrow \mu_{x, y \otimes_C z} \\
F((x \otimes_C y) \otimes_C z) & \xrightarrow{F(a_{x,y,z}^C)} & F(x \otimes_C (y \otimes_C z))
\end{array}$$

where a^C and a^D denote the associators of the monoidal categories.

- (unitality) For all $x \in C$ the following diagrams commute:

$$\begin{array}{ccc}
I_D \otimes_D F(x) & \xrightarrow{\epsilon \otimes \text{id}} & F(I_C) \otimes_D F(x) \\
\ell_{F(x)}^D \downarrow & & \downarrow \mu_{I_C, x} \\
F(x) & \xleftarrow{F(\ell_x^C)} & F(I_C \otimes_C x)
\end{array}$$

$$\begin{array}{ccc}
F(x) \otimes_D I_D & \xrightarrow{\text{id} \otimes \epsilon} & F(x) \otimes_D F(I_C) \\
r_{F(x)}^D \downarrow & & \downarrow x, \mu_{I_C} \\
F(x) & \xleftarrow{F(r_x^C)} & F(x \otimes_C I_C)
\end{array}$$

A monoidal functor is **strict** if the maps $\epsilon, \mu_{x,y}$ for all x, y are identities.

Definition 2.1.19. A monoidal functor $F: (C, \otimes_C, I_C) \rightarrow (D, \otimes_D, I_D)$ between symmetric monoidal categories is **symmetric** if for all $x, y \in C$ the diagram:

$$\begin{array}{ccc}
F(x) \otimes_D F(y) & \xrightarrow{B_{F(x), F(y)}} & F(x) \otimes_D F(y) \\
\mu_{x,y} \downarrow & & \downarrow \mu_{y,x} \\
F(x \otimes_C y) & \xrightarrow{F(B_{x,y})} & F(x \otimes_C y)
\end{array}$$

commutes.

In Proposition 3.1.2 we show that forcing a cospan to be jointly epic determines a unique strict symmetric monoidal functor $H: \text{FinCospan} \rightarrow \text{FinCorel}$. This functor plays a key role when we look at the relationships between FinCospan , FinCorel , and circuits made of only of perfectly conductive wires. In many examples of networks the distinction between inputs and outputs is arbitrary. For categories this property is encompassed by “dagger compact categories.”

Definition 2.1.20. A **dagger category** is a category C equipped with an involutive contravariant endofunctor $(-)^{\dagger}: C \rightarrow C$ that is identity on objects. This associates to any morphism $f: A \rightarrow B$ a morphism $f^{\dagger}: B \rightarrow A$ such that for all $f: A \rightarrow B$ and $g: B \rightarrow C$ we have $\text{id}_A = \text{id}_A^{\dagger}$, $(gf)^{\dagger} = f^{\dagger}g^{\dagger}$, and $f^{\dagger\dagger} = f$. A morphism is **unitary** if its dagger is also its inverse.

Definition 2.1.21. A **symmetric monoidal dagger category** is a symmetric monoidal category C with a dagger structure $(-)^{\dagger}: C \rightarrow C$ that is symmetric monoidal and where the associator, unitors, and braiding of C are unitary.

Example 2.1.22. To see why FinCorel is a dagger category, notice that for any corelation $f: m \rightarrow n$ we get a corelation $f^{\dagger}: n \rightarrow m$ defined to give the same partition, but with the input and output formally exchanged. It can be shown that this makes FinCorel into a symmetric monoidal dagger category.

Definition 2.1.23. In a symmetric monoidal category C an object A^* is a **dual** of A if it is equipped with two morphisms called the **unit** $\eta_A: I \rightarrow A \otimes A^*$ and the **counit** $\epsilon_A: A^* \otimes A \rightarrow I$ such that the following diagrams commute:

$$\begin{array}{ccc}
I \otimes A & \xrightarrow{\eta_A \otimes \text{id}_A} & (A \otimes A^*) \otimes A \\
r_A^{-1} \ell_A \downarrow & & \downarrow \alpha_{A, A^*, A} \\
A \otimes I & \xleftarrow{\text{id}_A \otimes \epsilon_A} & A \otimes (A^* \otimes A)
\end{array}$$

$$\begin{array}{ccc}
A^* \otimes I & \xrightarrow{\text{id}_{A^*} \otimes \eta_A} & A^* \otimes (A \otimes A^*) \\
\ell_A^{-1} r_A \downarrow & & \downarrow \alpha_{A^*, A, A^*}^{-1} \\
I \otimes A^* & \xleftarrow{\epsilon_A \otimes \text{id}_A} & (A^* \otimes A) \otimes A^*
\end{array}$$

A symmetric monoidal category C is **compact closed** if every object A has a dual object A^* .

One can show that any two duals of an object are canonically isomorphic, so one may speak of *the* dual.

Example 2.1.24. In FinCorel the objects are self-dual. This is most easily seen by looking at the object 1 where the following morphisms act as the unit and counit respectively:

$$\begin{array}{ccc}
\subset & & \supset \\
0 \rightarrow 2 & & 2 \rightarrow 0
\end{array}$$

The first corelation depicts the partition from 0 to 2 where both elements are in the same part, while the second is the same partition, but from 2 to 0. The identities in Definition 2.1.23 are sometimes called the “zig-zag identities.” This choice of name is clear when we express the laws in terms of string diagrams:

$$\text{S} = \text{—} = \text{Z}$$

Definition 2.1.25. A **dagger compact category** is a symmetric monoidal dagger category that is compact closed and such that the following diagram commutes for any A :

$$\begin{array}{ccc} I & \xrightarrow{\epsilon_A^\dagger} & A \otimes A^* \\ & \searrow \eta_A & \downarrow B_{A,A^*} \\ & & A^* \otimes A \end{array}$$

where B_{A,A^*} is the braiding on $A \otimes A^*$.

Example 2.1.26. Given a set n , the unit corelation $\eta_n: 0 \rightarrow 2n$ is defined as having n parts arranged in the following pattern:



Note that the dagger of this corelation is precisely the same as the counit $\epsilon_n: 2n \rightarrow 0$. When we compose η_n with the braiding morphism $B_{n,n}$ the corelation does not change. That is, the resulting corelation still has n parts arranged in the same pattern. Thus we say that FinCorel is a dagger compact category. Fong showed that FinCospan is also a dagger compact category [5].

Having made FinCorel and FinCospan into dagger compact categories, we are now ready to look at monoids and comonoids inside these two categories.

Definition 2.1.27. Given a symmetric monoidal category C , a **monoid** (X, μ, ι) is an object $X \in C$ together with a **multiplication** $\mu: X \otimes X \rightarrow X$ and **unit** $\iota: I \rightarrow X$ obeying the associative and unit laws. We can draw these laws using string diagrams as follows:

$$\begin{array}{ccc} \text{Diagram 1} & = & \text{Diagram 2} \\ \mu(\mu \otimes \text{id}_X) & = & \mu(\text{id}_X \otimes \mu) \end{array} \quad \begin{array}{ccc} \text{Diagram 3} & = & \text{Diagram 4} \\ \mu(\iota \otimes \text{id}_X) & = & \text{id}_X = \mu(\text{id}_X \otimes \iota) \end{array}$$

Definition 2.1.28. A **comonoid** (X, δ, ϵ) in C is an object $X \in C$ together with a **co-multiplication** $\delta: X \rightarrow X \otimes X$ and **counit** $\epsilon: X \rightarrow I$ obeying the coassociative and counit laws:

$$\begin{array}{ccc}
 \text{---} \bullet \text{---} & = & \text{---} \bullet \text{---} \\
 \text{---} \bullet \text{---} & & \text{---} \bullet \text{---} \\
 & & \text{---} \bullet \text{---}
 \end{array}
 \quad
 \begin{array}{ccc}
 \text{---} \bullet & = & \text{---} = \text{---} \bullet \\
 & & \text{---} \bullet
 \end{array}$$

$$(\text{id}_X \otimes \delta)\delta = (\delta \otimes \text{id}_X)\delta \quad (\epsilon \otimes \text{id}_X)\delta = \text{id}_X = (\text{id}_X \otimes \epsilon)\delta$$

Definition 2.1.29. A **Frobenius monoid** in a symmetric monoidal category C is a monoid (X, μ, ι) together with a comonoid (X, δ, ϵ) obeying the Frobenius laws:

$$\begin{array}{ccc}
 \text{---} \bullet & = & \text{---} \bullet \\
 \text{---} \bullet & & \text{---} \bullet \\
 & & \text{---} \bullet
 \end{array}
 \quad
 \begin{array}{ccc}
 \text{---} \bullet & = & \text{---} \bullet \\
 & & \text{---} \bullet
 \end{array}
 \quad
 \begin{array}{ccc}
 \text{---} \bullet & = & \text{---} \bullet \\
 & & \text{---} \bullet
 \end{array}$$

$$(\text{id}_X \otimes \mu)(\delta \otimes \text{id}_X) = \delta\mu = (\mu \otimes \text{id}_X)(\text{id}_X \otimes \delta)$$

A Frobenius monoid is

- **commutative** if:

$$\begin{array}{ccc}
 \text{---} \bullet & = & \text{---} \bullet \\
 \text{---} \bullet & & \text{---} \bullet \\
 & & \text{---} \bullet
 \end{array}
 \quad
 \begin{array}{ccc}
 \text{---} \bullet & = & \text{---} \bullet \\
 & & \text{---} \bullet
 \end{array}$$

$$\mu B = \mu$$

where B is the braiding on $X \otimes X$

- **cocommutative** if:

$$\begin{array}{ccc}
 \text{---} \bullet & = & \text{---} \bullet \\
 \text{---} \bullet & & \text{---} \bullet \\
 & & \text{---} \bullet
 \end{array}
 \quad
 \begin{array}{ccc}
 \text{---} \bullet & = & \text{---} \bullet \\
 & & \text{---} \bullet
 \end{array}$$

$$B\delta = \delta$$

Note that a Frobenius monoid is cocommutative if and only if it is commutative.

- **special** if:

$$\begin{array}{ccc}
 \text{---} \bullet & = & \text{---} \\
 \text{---} \bullet & & \text{---} \\
 & & \text{---}
 \end{array}
 \quad
 \begin{array}{ccc}
 \text{---} \bullet & = & \text{---} \\
 & & \text{---}
 \end{array}$$

$$\mu\delta = \text{id}_X$$

- **extra** if:

$$\begin{array}{ccc}
 \bullet & = & \\
 \bullet & & \\
 & &
 \end{array}
 \quad
 \begin{array}{ccc}
 \bullet & = & \\
 & & \\
 & &
 \end{array}$$

$$\epsilon\iota = \text{id}_I$$

There is also a notion which is weaker than commutivity, which we need later.

- A monoid is **symmetric** if:

$$\begin{array}{ccc}
 \text{---} \bullet & = & \text{---} \bullet \\
 \text{---} \bullet & & \text{---} \bullet \\
 & & \text{---} \bullet
 \end{array}
 \quad
 \begin{array}{ccc}
 \text{---} \bullet & = & \text{---} \bullet \\
 & & \text{---} \bullet
 \end{array}$$

$$\epsilon\mu B = \epsilon\mu$$

- A comonoid is **cosymmetric** if:

$$\begin{array}{ccc}
 \text{string diagram} & = & \text{string diagram} \\
 B\delta\iota & = & \delta\iota
 \end{array}$$

Note that a Frobenius monoid is cosymmetric if and only if it is symmetric.

We use the same style of string diagrams to depict both corelations and morphisms in general symmetric monoidal categories, as in the above definitions, but context will clarify what we mean in any particular situation. One can quickly show that the object 1 together with the following morphisms in FinCorel make up an extraspecial commutative Frobenius monoid by using string diagrams:

$$\begin{array}{cccc}
 \text{string diagram} & & \text{string diagram} & & \text{string diagram} & & \text{string diagram} \\
 m: 1 + 1 \rightarrow 1 & & i: 0 \rightarrow 1 & & d: 1 \rightarrow 1 + 1 & & e: 1 \rightarrow 0
 \end{array}$$

Note that $(1, m, i, d, e)$ in FinCospans is a special commutative Frobenius monoid, that is, we lose the *extra* property. After we introduce props we show that the relationship between FinCospans and FinCorel can also be viewed in terms of imposing the extra law on special commutative Frobenius monoids.

It should be noted that another common way of putting together a monoid and a comonoid is by using a “bimonoid.” It turns out that bimonoids are useful for understanding spans and relations, just as Frobenius monoids are useful for understanding cospans and corelations. Props not only allow us to state these relationships more precisely, but they also provide us with far more tools to study FinCospans , FinCorel , FinSpan , and FinRel . Later, in Chapter 5, we use bimonoids and “weak” bimonoids to study bond graphs.

2.2 Props

We now introduce the machinery of props. Mac Lane [32] introduced props in 1965 in order to generalize Lawvere’s algebraic theories [31] to cases where the tensor product is not cartesian. Mac Lane called them “PROPs,” which stands for “products and permutations,” but we prefer to write prop. After proving that any prop can be presented in terms of generators and equations in Corollary 2.3.4, we provide the presentations for FinRel , FinSpan , and FinCospans . We then prove Proposition 2.3.7 in order to view FinCorel as a quotient prop of FinCospans .

One major reason to use props is because it is easy to define functors out of props by naming where the generators go and checking that the relevant equations hold. This is how we define the behavior of electrical circuits, signal-flow diagrams, and bond graphs. That is, we view a network as a morphism in a prop; then the behavior of the network corresponds to the image of that morphism under some functor. Even better, the functors are *morphisms of props*.

Definition 2.2.1. A **prop** is a strict symmetric monoidal category having the natural numbers as objects, with the tensor product of objects given by addition. We define a **morphism of props** to be a strict symmetric monoidal functor that is the identity on objects. Let **PROP** be the category of props.

The defining feature of a prop is that every object is isomorphic to a tensor power of some chosen object x . Though not every symmetric monoidal category is a prop, the categories $\mathbf{FinCorel}$, $\mathbf{FinCospan}$, \mathbf{FinRel} , and $\mathbf{FinSpan}$ are all equivalent to props as a result of the following proposition.

Proposition 2.2.2. *A symmetric monoidal category C is equivalent to a prop if and only if there is an object $x \in C$ such that every object of C is isomorphic to $x^{\otimes n} = x \otimes (x \otimes (x \otimes \dots))$ for some $n \in \mathbb{N}$.*

Proof. See Section 6.1.1 for a precise statement and proof. The proof gives a recipe for actually constructing a prop equivalent to C when this is possible. \square

Proposition 2.2.3. *Suppose C and T are props and $F: C \rightarrow T$ is a symmetric monoidal functor. Then F is isomorphic to a strict symmetric monoidal functor $G: C \rightarrow T$. If $F(1) = 1$, then G is a morphism of props.*

Proof. See Section 6.1.1 for a precise statement and proof. \square

To better understand props we study their *algebras*. The idea is that an algebra provides a view of the morphisms in a prop as morphisms in some other category. As an example to keep in mind, consider the yet to be defined prop “Circ,” whose morphisms are circuits made only of perfectly conductive wires. Then a homset $\mathbf{Circ}(m, n)$ is the set of possible circuits made only of perfectly conductive wires with m inputs and n outputs. In such a case black-boxing is some algebra $F: \mathbf{Circ} \rightarrow C$ that outputs the behavior of each circuit as a morphism in C .

Definition 2.2.4. If T is a prop and C is a symmetric monoidal category, an **algebra of T in C** is a strict symmetric monoidal functor $F: T \rightarrow C$. We define a morphism of algebras of T in C to be a monoidal natural transformation between such functors.

In some contexts $T(m, n)$ acts as the set of “operations” with m inputs and n outputs and an algebra for T equips an object in another category with these operations. In any case, by determining the algebras of a prop we gain a better understanding of it.

Our goal is to determine the algebras of FinCorel viewed as a prop. This also provides us with a presentation of FinCorel as a prop. We then study the relationships between FinCospan , FinCorel , FinSpan , and FinRel in terms of their algebras. Before determining the algebras of FinCorel we look at some other props whose algebras are already known.

Example 2.2.5. By Proposition 2.2.2 FinSet is equivalent to a prop. We henceforth write FinSet for this equivalent prop. We can identify this prop with a skeleton of the category of finite sets and functions, having finite ordinals $0, 1, 2, \dots$ as objects. It is known that the algebras of FinSet are commutative monoids [40]. Consider the unique functions $m: 2 \rightarrow 1$ and $i: 0 \rightarrow 1$.

It is easy to check that $(1, m, i)$ is a commutative monoid in FinSet . Then if $F: \text{FinSet} \rightarrow C$ is a strict symmetric monoidal functor, the object $F(1)$ becomes a commutative monoid in C with multiplication $F(m): F(1) \otimes F(1) \rightarrow F(1)$ and unit $F(i)$. It is more work to check that any given commutative monoid in C comes from a unique choice of F .

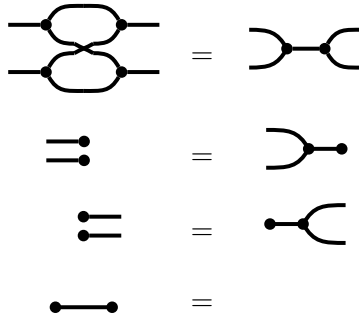
Additionally, morphisms between algebras of FinSet in C correspond to morphisms of commutative monoids in C . As a result we say that FinSet is **the prop for commutative monoids**.

Example 2.2.6. Once again by Proposition 2.2.2 FinCospan is equivalent to a prop, which we refer to as FinCospan . We again identify the objects of FinCospan with finite ordinals. Lack [30] showed that FinCospan is the prop for special commutative Frobenius monoids. To see this first notice that the cospans $2 \rightarrow 1 \leftarrow 1$ and $0 \rightarrow 1 \leftarrow 1$ make $1 \in \text{FinCospan}$ into a commutative monoid. This induces a morphism of props $\text{FinSet} \rightarrow \text{FinCospan}$ assigning to any function $f: X \rightarrow Y$ between finite sets a cospan $X \xrightarrow{f} Y \xleftarrow{\text{id}} Y$. Similarly the cospans $1 \rightarrow 1 \leftarrow 2$ and $1 \rightarrow 1 \leftarrow 0$ make $1 \in \text{FinCospan}$ into a cocommutative comonoid. This induces a morphism of props $\text{FinSet}^{\text{op}} \rightarrow \text{FinCospan}$ assigning to any function $f: X \rightarrow Y$

between finite sets a cospan $Y \xrightarrow{\text{id}} Y \xleftarrow{f} X$.

It is easy to check that the commutative monoid and cocommutative comonoid structures on $1 \in \text{FinCorel}$ fit together to form a special commutative Frobenius monoid. The difficult part is to find an elegant proof that the category of algebras of FinCospan in any strict symmetric monoidal category C is equivalent to the category of special commutative Frobenius monoids in C . Lack showed this and thus we say that FinCospan is the **prop for special commutative Frobenius monoids**.

Example 2.2.7. By Proposition 2.2.2 FinSpan is equivalent to a prop, which we call FinSpan . Lack [30] has shown that FinSpan is the prop for bicommutative bimonoids. A **bicommutative bimonoid** in C is a commutative monoid (x, μ, ι) and a cocommutative comonoid (x, δ, ϵ) in C which together obey the **bimonoid laws**:



To see that FinSpan is the prop for bicommutative bimonoids first notice that the spans $2 \xleftarrow{\text{id}} 2 \rightarrow 1$ and $0 \leftarrow 0 \rightarrow 1$ make the object $1 \in \text{FinSpan}$ into a commutative monoid. This induces a morphism of props $\text{FinSet} \rightarrow \text{FinSpan}$ assigning to any function $f: X \rightarrow Y$ between finite sets a span $X \xleftarrow{f} Y \xrightarrow{\text{id}} Y$. The spans $1 \leftarrow 2 \xrightarrow{\text{id}} 2$ and $1 \leftarrow 0 \rightarrow 0$ make $1 \in \text{FinSpan}$ into a cocommutative comonoid. This induces a morphism of props $\text{FinSet}^{\text{op}} \rightarrow \text{FinSpan}$ assigning to any function $f: X \rightarrow Y$ between finite sets a span $Y \xleftarrow{\text{id}} Y \xrightarrow{f} X$.

It follows that the two functions $m: 2 \rightarrow 1$ and $i: 0 \rightarrow 1$ induce four spans $m': 2 \rightarrow 1$, $i': 0 \rightarrow 1$, $d': 1 \rightarrow 2$, and $e': 1 \rightarrow 0$, which make 1 into a bicommutative bimonoid.

Example 2.2.8. By Proposition 2.2.2 FinRel is equivalent to a prop, which we call FinRel . It is the prop for special bicommutative bimonoids. The object $1 \in \text{FinRel}$ together with the four spans $m': 2 \rightarrow 1$, $i': 0 \rightarrow 1$, $d': 1 \rightarrow 2$, and $e': 1 \rightarrow 0$ now make up a special bicommutative bimonoid. This means there is a morphism of props $\text{FinSpan} \rightarrow \text{FinRel}$ sending any span to a relation, which forces a span to be jointly monic. Notice that this

morphism of props sends each generator of $\mathbf{FinSpan}$ to its corresponding generator in \mathbf{FinRel} . However in \mathbf{FinRel} an additional equation holds: the special law $d'm' = id_1$.

The relationship between forcing a span to be jointly monic and forcing a bicommutative bimonoid to be special is as follows. Taking the jointly monic part of a span is equivalent to iteratively replacing the span $1 \leftarrow 2 \rightarrow 1$ with the identity span $1 \leftarrow 1 \rightarrow 1$. This iterative replacement is nothing more than forcing the equation $d'm' = id_1$ to hold in $\mathbf{FinSpan}$.

Going from $\mathbf{FinSpan}$ to \mathbf{FinRel} by imposing the special law hints at the way we shall go from $\mathbf{FinCospan}$ to $\mathbf{FinCorel}$ by imposing the extra law. That is, forcing a cospan to be jointly epic is equivalent to iteratively replacing the cospan $0 \rightarrow 1 \leftarrow 0$ with the identity cospan $0 \rightarrow 0 \leftarrow 0$. The formal statement and proof requires some additional results.

Recall that each of the props $\mathbf{FinSpan}$, \mathbf{FinRel} , $\mathbf{FinCospan}$, and $\mathbf{FinCorel}$ were also dagger compact categories. Thus we make the following definitions.

Definition 2.2.9. A **dagger prop** is a prop that is also a symmetric monoidal dagger category. A **dagger compact prop** is a prop that is also a dagger compact category.

Most of the morphisms of props we look at also preserve the dagger structure of our dagger props.

Definition 2.2.10. A **symmetric monoidal dagger functor** is a symmetric monoidal functor $F: C \rightarrow D$ between symmetric monoidal dagger categories such that $F((-)^\dagger) = (F(-))^\dagger$, $\mu_{x,y}: F(x) \otimes F(y) \rightarrow F(x \otimes y)$ is unitary for all $x, y \in C$, and $\eta: I \rightarrow F(I)$ is unitary. A **morphism of dagger props** is a morphism of props $F: C \rightarrow D$ between dagger props such that $F((-)^\dagger) = (F(-))^\dagger$.

Next we prove that any prop, much like any group, has a presentation in terms of generators and equations.

2.3 Presenting props

Obtaining a group from a free group using quotients is actually a special case of using a coequalizer. Thus, coequalizers underlie the technique of presenting groups in terms of generators and relations. We use coequalizers to obtain props from free props, and to present props with generators and equations.

Definition 2.3.1. In a category C a diagram:

$$X \begin{array}{c} \xrightarrow{g} \\ \xrightarrow{f} \end{array} Y \xrightarrow{p} Z$$

is called a **coequalizer** if

- (1) $pf = pg$;
- (2) p is universal for this property: i.e. if $q: Y \rightarrow W$ is a morphism in C such that $qf = qg$ then there is a unique morphism $q': Z \rightarrow W$ such that $q'p = q$.

We also call Z *the* **coequalizer** because it is unique up to canonical isomorphism. A morphism $p: Y \rightarrow Z$ is called a **regular epimorphism** if there is a coequalizer diagram:

$$X \begin{array}{c} \xrightarrow{g} \\ \xrightarrow{f} \end{array} Y \xrightarrow{p} Z.$$

The idea here is that the coequalizer is the quotient of Y by equations imposed with the maps f and g . This is how we present props with generators and equations.

Definition 2.3.2. We define the category of **signatures** to be the functor category $\text{Set}^{\mathbb{N} \times \mathbb{N}}$. This has as objects the functors $\mathbb{N} \times \mathbb{N} \rightarrow \text{Set}$ and as morphisms the natural transformations between such functors, where $\mathbb{N} \times \mathbb{N}$ is a discrete category.

Proposition 2.3.3. *There is a forgetful functor*

$$U: \text{PROP} \rightarrow \text{Set}^{\mathbb{N} \times \mathbb{N}}$$

*sending any prop to its underlying signature and any morphism of props to its underlying morphism of signatures. This functor is **monadic**: that is, it has a left adjoint*

$$F: \text{Set}^{\mathbb{N} \times \mathbb{N}} \rightarrow \text{PROP}$$

and the category of algebras of the monad UF is equivalent, via the canonical comparison functor, to the category PROP.

Proof. This follows from the fact that props are algebras of a multi-sorted or ‘typed’ Lawvere theory, together with a generalization of Lawvere’s fundamental result [31] to this context. For details, see Appendix 6.1. □

We say that an **element** of $\Sigma: \mathbb{N} \times \mathbb{N} \rightarrow \text{Set}$ is an element of some set $\Sigma(m, n)$. We say $f: m \rightarrow n$ when f is an element of some signature Σ with $f \in \Sigma(m, n)$. For any signature Σ , we call $F(\Sigma)$ the **free prop** on Σ where the elements of the signature Σ are the generators of the prop $F(\Sigma)$. An important corollary to this proposition is that any prop can be obtained from a free prop using a coequalizer.

Corollary 2.3.4. *The category PROP is cocomplete, and any prop T is the coequalizer of some diagram*

$$F(E) \begin{array}{c} \xrightarrow{\lambda} \\ \xrightarrow{\rho} \end{array} F(\Sigma).$$

Proof. This follows from the general theory of monads [8]. We can take $\Sigma = U(T)$ and $E = UFU(T)$, with $\lambda = FU\epsilon_T$ and $\rho = \epsilon_{FU(T)}$, where $\epsilon: FU \Rightarrow 1$ is the counit of the adjunction in Proposition 2.3.3. \square

To see how this proposition lets us define props in terms of generators and equations we give an example in complete detail. The underlying idea is that elements of the signature Σ provide generators for the morphisms in the prop T while elements of the signature E impose equations between morphisms in T . Due to this we often refer to the elements of Σ as generators and elements of E as equations.

Example 2.3.5. We now present the **prop for monoids**. We first need generators that correspond to the multiplication $\mu: x \otimes x \rightarrow x$ and the unit $\iota: I \rightarrow x$ associated to some monoid x . Thus Σ is a functor $\Sigma: \mathbb{N} \times \mathbb{N} \rightarrow \text{Set}$ where the element $\mu \in \Sigma(2, 1)$ corresponds to the multiplication and the element $\iota \in \Sigma(0, 1)$ corresponds to the unit. Since a monoid only comes equipped with two morphisms we do not need any other elements so $\Sigma(m, n)$ is the empty set for another other (m, n) . Thus the free prop $F(\Sigma)$ has two elements $\mu: 2 \rightarrow 1$ and $\iota: 0 \rightarrow 1$ as generators.

More generally, picking a generating set works the same way, but we can be more succinct. In this case we instead say that Σ is a signature with elements $\mu: 2 \rightarrow 1$ and $\iota: 0 \rightarrow 1$, but this really means Σ is a functor chosen in the above way.

Next, note that there are a total of 3 equations describing the laws of a monoid: one for associativity and two for the unital laws. Thus we need the signature $E: \mathbb{N} \times \mathbb{N} \rightarrow \text{Set}$ to pick out sets for each pair (m, n) corresponding to the arity of the expressions needed to write the equations of a monoid. For example, associativity is expressed via morphisms $3 \rightarrow 1$, while the unit laws are expressed with morphisms $1 \rightarrow 1$. Thus define $E(3, 1)$ to be

a singleton set and $E(1, 1)$ to be a 2 element set since there is one equation of arity $(3, 1)$ and two equations of arity $(1, 1)$. In short we say that E is the signature with 3 elements called $f: 3 \rightarrow 1$ and $g, h: 1 \rightarrow 1$. This defines another free prop $F(E)$.

To impose the equations of a monoid we use prop morphisms $\lambda, \rho: F(E) \rightarrow F(\Sigma)$ between the two free props. For each $e \in E(m, n)$ the morphisms $\lambda(e)$ and $\rho(e)$ in $F(\Sigma)$ are the left and right sides of an equation, respectively.

We define λ in the following way:

$$\lambda(f) = \mu(\mu \otimes \text{id}_1)$$

$$\lambda(g) = \mu(\iota \otimes \text{id}_1)$$

$$\lambda(h) = \text{id}_1$$

and ρ in the following way:

$$\rho(f) = \mu(\text{id}_1 \otimes \mu)$$

$$\rho(g) = \text{id}_1$$

$$\rho(h) = \mu(\text{id}_1 \otimes \iota)$$

These prop morphisms are well-defined just by naming where the generators go because $F(E)$ is a free prop. Notice that λ sends f to one side of the associativity equation, g to one side of the left unit equation, and h to one side of the right unit equation. Meanwhile ρ sends each element of E to the other side of each equation.

Now we take the coequalizer, which we can do since PROP is cocomplete:

$$F(E) \xrightleftharpoons[\rho]{\lambda} F(\Sigma) \longrightarrow T.$$

This results in the prop T which has the same morphisms as $F(\Sigma)$ but with the required equations holding between the above morphisms. Since T is the prop generated by two morphisms making 1 into a monoid, with no additional properties, we say that T is the **prop for monoids**.

Presenting a prop in the above way can be streamlined. In the above example for monoids, we instead say that Σ consists of generators $m: 2 \rightarrow 1$ and $i: 0 \rightarrow 1$ while E consists of the equations for a monoid. Then the coequalizer T is the prop for monoids. If we know that a category is equivalent to a prop for some algebraic object then we can easily present the prop as a coequalizer.

Example 2.3.6. To present FinCospan we can take Σ to be the signature with elements $m: 2 \rightarrow 1, i: 0 \rightarrow 1, d: 1 \rightarrow 2, e: 1 \rightarrow 0$, and let the equations be those governing a special commutative Frobenius monoid with multiplication m , unit i , comultiplication d and counit e . We obtain a coequalizer diagram:

$$F(E) \xrightarrow[\rho]{\lambda} F(\Sigma) \longrightarrow \text{FinCospan}.$$

There is yet another useful consequence that comes from presenting props with coequalizers. Given a prop T presented by Σ and E we have the following commuting diagram:

$$F(E) \xrightarrow[\rho]{\lambda} F(\Sigma) \xrightarrow{t} T.$$

By the universal property of the coequalizer if we have another commuting diagram:

$$F(E) \xrightarrow[\rho]{\lambda} F(\Sigma) \xrightarrow{f} P.$$

then there is a unique morphism of props $h: T \rightarrow P$ making the resulting diagrams commute. Thus if we have a prop P which has the same generators as T and includes the equations for T then there automatically exists a morphism of props from P to T . For example, if T is the prop for monoids and P is the prop for commutative monoids then there must be a unique morphism $f: T \rightarrow P$ since every commutative monoid is a monoid.

The more general idea is that, roughly, adding generators to a presentation of a prop P gives a new prop P' having P as a sub-prop, while adding equations gives a new prop P' that is a quotient of P . This is encompassed by the following proposition about props, however we prove even more general statements in the appendix.

Proposition 2.3.7. *Suppose we have two coequalizer diagrams in PROP :*

$$F(E) \xrightarrow[\rho]{\lambda} F(\Sigma) \xrightarrow{\pi} P$$

$$F(E') \xrightarrow[\rho']{\lambda'} F(\Sigma') \xrightarrow{\pi'} P'$$

together with morphisms $f: E \rightarrow E', g: \Sigma \rightarrow \Sigma'$ such that these squares commute:

$$\begin{array}{ccc} F(E) & \xrightarrow{\lambda} & F(\Sigma) \\ F(f) \downarrow & & \downarrow F(g) \\ F(E') & \xrightarrow{\lambda'} & F(\Sigma') \end{array} \quad \begin{array}{ccc} F(E) & \xrightarrow{\rho} & F(\Sigma) \\ F(f) \downarrow & & \downarrow F(g) \\ F(E') & \xrightarrow{\rho'} & F(\Sigma') \end{array}$$

By the universal property of P there exists a unique morphism $h: P \rightarrow P'$ making the square at right commute:

$$\begin{array}{ccccc} F(E) & \xrightarrow[\rho]{\lambda} & F(\Sigma) & \xrightarrow{\pi} & P \\ F(f) \downarrow & & F(g) \downarrow & & \downarrow h \\ F(E') & \xrightarrow[\rho']{\lambda'} & F(\Sigma') & \xrightarrow{\pi'} & P' \end{array}$$

In this situation, adding extra equations makes P' into a quotient object of P . More precisely, and also more generally: If g is an epimorphism, then h is a regular epimorphism.

Proof. Given that g is an epimorphism in \mathbf{Set}^T , it is a regular epimorphism. So is $F(g)$, since left adjoints preserve regular epimorphisms, and so is π' , by definition. It follows that $\pi'F(g) = h\pi$ is a regular epimorphism, and thus so is h . This means that the following is a coequalizer diagram:

$$F(E) \xrightarrow[\pi\rho]{\pi\lambda} P \xrightarrow{h} P' \quad \square$$

We are now ready to prove that $\mathbf{FinCorel}$ is the prop for extraspecial commutative Frobenius monoids. Roughly speaking, this completes the relationship between spans, cospans, relations, corelations. The following table summarizes the idea: going from spans to relations is akin to imposing the special condition on extra bicommutative bimonoids, while going from cospans to corelations is akin to imposing the extra condition on special bicommutative Frobenius monoids.

spans	cospans
extra bicommutative bimonoids	special bicommutative Frobenius monoids
relations	corelations
extraspecial bicommutative bimonoids	extraspecial bicommutative Frobenius monoids

Chapter 3

Circuits and linear relations

In the last chapter we described a symmetric monoidal category $\mathbf{FinCorel}$ whose morphisms are corelations. We saw that $\mathbf{FinCorel}$ is equivalent to a prop where a morphism $f: m \rightarrow n$ is a corelation from an m -element set to an n -element set. In this chapter we shall give a presentation for the prop $\mathbf{FinCorel}$ and make mathematically precise the relationship that the props $\mathbf{FinCorel}$ and $\mathbf{FinCospans}$ have with electrical circuits and signal-flow diagrams.

We begin by presenting $\mathbf{FinCorel}$ as a prop in Theorem 3.1.1. For now this result clarifies the relationship between $\mathbf{FinSpan}$, \mathbf{FinRel} , $\mathbf{FinCospans}$, and $\mathbf{FinCorel}$ as props, but later it helps us to understand electrical circuits. To begin studying electrical circuits as morphisms we define an “ L -circuit” to be a graph labelled by some set L , together with a cospan picking out inputs and outputs. Depending on the nature of the set L an L -circuit may represent many different kinds of electrical circuits. For example, if L consists of non-negative real numbers then an L -circuit may be viewed as a circuit with inputs and outputs made up of “resistors,” where the real number associated to an edge is the “resistance” of the resistor. Given a set L there is a prop \mathbf{Circ}_L whose morphisms are L -circuits. Unsurprisingly \mathbf{Circ}_L is closely related to $\mathbf{FinCospans}$ and $\mathbf{FinCorel}$; we show in Proposition 3.2.8 that \mathbf{Circ}_L is the coproduct of $\mathbf{FinCospans}$ and a prop coming from the set L .

In the special case where $L = \{\ell\}$ is a one element set all of the edges in an L -circuit have the same label; this is the same as an L -circuit with unlabelled edges. For this reason we think of such L -circuits as being made of only perfectly conductive wires between terminals and we define $\mathbf{Circ} := \mathbf{Circ}_{\{\ell\}}$. In order to study more complicated circuits using our framework we first understand \mathbf{Circ} as a prop. Due to Proposition 3.2.8 any morphism

in Circ has an underlying cospan, and due to Proposition 3.1.2, there is a unique morphism of props from FinCospan to FinCorel . Thus any circuit made perfectly conductive wire has an underlying corelation. In 3.4.2 we use the underlying corelation for a circuit to define a black-boxing functor for circuits made only of perfectly conductive wire. This definition agrees with the black-boxing functor defined by Baez and Fong [5], but has the nice property of being completely determined by FinCorel . That is, the behavior of any circuit made of only perfectly conductive wire is completely determined by the underlying corelation. As a result, when we study bond graphs in Chapter 5 we take the view that corelations are the same as circuits made only of perfectly conductive wire.

3.1 FinCorel as a Prop

Though the following result is purely categorical we shall also use it quite often when dealing with electrical circuits and bond graphs.

Theorem 3.1.1. *FinCorel is the prop for extraspecial commutative Frobenius monoids.*

Proof. Let Σ, E, λ, ρ present the prop FinCospan ; the prop for special commutative Frobenius monoids where $F(\Sigma)$ is generated by $m: 2 \rightarrow 1, i: 0 \rightarrow 1, d: 1 \rightarrow 2$, and $e: 1 \rightarrow 0$. So the following is a coequalizer diagram:

$$F(E) \xrightarrow[\rho]{\lambda} F(\Sigma) \xrightarrow{\pi} \text{FinCospan}.$$

Let T be the prop for extraspecial commutative Frobenius monoids presented with $\Sigma, E', \lambda', \rho'$ so the following is a coequalizer diagram:

$$F(E') \xrightarrow[\rho']{\lambda'} F(\Sigma) \xrightarrow{\pi'} T.$$

It follows from Proposition 2.3.7 that since FinCospan and T are presented with the same generators, there exists a unique $h: \text{FinCospan} \rightarrow T$ which is a regular epimorphism. In other words the following is another coequalizer:

$$F(E) \xrightarrow[\pi\rho]{\pi\lambda} \text{FinCospan} \xrightarrow{h} T.$$

Next we let E_{Ex} be a signature with just one element, namely $ex: 0 \rightarrow 0$. Let the maps $\rho_{\text{Ex}}, \lambda_{\text{Ex}}: F(E_{\text{Ex}}) \rightarrow F(\Sigma)$ present the “extra” equation. That is, $\lambda_{\text{Ex}}(ex: 0 \rightarrow 0) = ei: 0 \rightarrow 0$ and $\rho_{\text{Ex}}(ex: 0 \rightarrow 0) = \text{id}_0: 0 \rightarrow 0$.

We claim that the following is a coequalizer diagram:

$$F(E_{\text{Ex}}) \xrightarrow[\rho_{\text{Ex}}]{\lambda_{\text{Ex}}} F(\Sigma) \xrightarrow{\pi} \text{FinCospan} \xrightarrow{h} T.$$

First $\pi(\lambda_{\text{Ex}}(ex)) = 0 \rightarrow 1 \leftarrow 0 = \pi(\lambda(ex))$ and $\pi(\rho_{\text{Ex}}(ex)) = 0 \rightarrow 0 \leftarrow 0 = \pi(\rho(ex))$. Then since h is a coequalizer for $\pi\lambda$ and $\pi\rho$ we get $h\pi\lambda_{\text{Ex}}(ex) = h\pi\lambda(ex) = h\pi\rho(ex) = h\pi\rho_{\text{Ex}}(ex)$ so that the diagram commutes. Next we check the universal property.

Let C and $g: \text{FinCospan} \rightarrow C$ be such that the diagram commutes:

$$F(E_{\text{Ex}}) \xrightarrow[\rho_{\text{Ex}}]{\lambda_{\text{Ex}}} F(\Sigma) \xrightarrow{\pi} \text{FinCospan} \xrightarrow{g} C.$$

Note then that the following diagram commutes:

$$F(E) \xrightarrow[\pi\rho]{\pi\lambda} \text{FinCospan} \xrightarrow{g} C$$

and since the following is a coequalizer diagram:

$$F(E) \xrightarrow[\pi\rho]{\pi\lambda} \text{FinCospan} \xrightarrow{h} T$$

there exists a unique $q: T \rightarrow C$ making the following commute:

$$\begin{array}{ccc} \text{FinCospan} & \xrightarrow{h} & T \\ & \searrow g & \downarrow q \\ & & C. \end{array}$$

Thus our claim is proven and so the following is a coequalizer diagram:

$$F(E_{\text{Ex}}) \xrightarrow[\rho_{\text{Ex}}]{\lambda_{\text{Ex}}} F(\Sigma) \xrightarrow{\pi} \text{FinCospan} \xrightarrow{h} T.$$

Now we show that the following is also a coequalizer diagram:

$$F(E_{\text{Ex}}) \xrightarrow[\rho_{\text{Ex}}]{\lambda_{\text{Ex}}} F(\Sigma) \xrightarrow{\pi} \text{FinCospan} \xrightarrow{H} \text{FinCorel}.$$

Here $H: \text{FinCospan} \rightarrow \text{FinCorel}$ is the canonical one $H(n \xrightarrow{f} a \xleftarrow{g} m) = (n \xrightarrow{f} \text{im}[f, g] \xleftarrow{g} m)$ restricting the apex to the joint images of f and g . See Fong [23, Cor 3.18] for a proof that this restriction is functorial. The diagram commutes because $\pi\lambda_{\text{Ex}}(ex) = 0 \rightarrow 1 \leftarrow 0$ and $\pi\rho_{\text{Ex}}(ex) = 0 \rightarrow 0 \leftarrow 0$, which are both mapped to $0 \rightarrow 0 \leftarrow 0$ under H . Now we show the universal property.

Let C and $A: \text{FinCospan} \rightarrow C$ be such that:

$$F(E_{\text{Ex}}) \xrightleftharpoons[\rho_{\text{Ex}}]{\lambda_{\text{Ex}}} F(\Sigma) \xrightarrow{\pi} \text{FinCospan} \xrightarrow{A} C$$

also commutes. Note that $H: \text{FinCospan} \rightarrow \text{FinCorel}$ is surjective on morphisms so if we show that any cospan $n \xrightarrow{f} a \xleftarrow{g} m$ has the same image as its jointly epic part $n \xrightarrow{f'} \text{im}[f, g] \xleftarrow{g'} m$ then we can define a map $A': \text{FinCorel} \rightarrow C$ by sending each jointly epic cospan to its image as a cospan under A . We check this now. First:

$$A(n \xrightarrow{f} a \xleftarrow{g} m) = A(n \xrightarrow{f'} \text{im}[f, g] \xleftarrow{g'} m) + A(0 \rightarrow (a - \text{im}[f, g]) \leftarrow 0).$$

Note that $0 \rightarrow (a - \text{im}[f, g]) \leftarrow 0$ is the same as the tensoring of the cospan $0 \rightarrow 1 \leftarrow 0$ with itself $(a - \text{im}[f, g])$ -many times so that:

$$\begin{aligned} A(n \xrightarrow{f} a \xleftarrow{g} m) &= A(n \xrightarrow{f'} \text{im}[f, g] \xleftarrow{g'} m) + A(0 \rightarrow 1 \leftarrow 0) + \cdots + A(0 \rightarrow 1 \leftarrow 0) \\ &= A(n \xrightarrow{f'} \text{im}[f, g] \xleftarrow{g'} m) + A\pi\lambda_{\text{Ex}}(ex) + \cdots + A\pi\lambda_{\text{Ex}}(ex) \\ &= A(n \xrightarrow{f'} \text{im}[f, g] \xleftarrow{g'} m) + A\pi\rho_{\text{Ex}}(ex) + \cdots + A\pi\rho_{\text{Ex}}(ex) \\ &= A(n \xrightarrow{f'} \text{im}[f, g] \xleftarrow{g'} m) + A(0 \rightarrow 0 \leftarrow 0) + \cdots + A(0 \rightarrow 0 \leftarrow 0) \\ &= A(n \xrightarrow{f'} \text{im}[f, g] \xleftarrow{g'} m) + \text{id}_0 + \cdots + \text{id}_0 \\ &= A(n \xrightarrow{f'} \text{im}[f, g] \xleftarrow{g'} m) \end{aligned}$$

Thus:

$$F(E_{\text{Ex}}) \xrightleftharpoons[\rho_{\text{Ex}}]{\lambda_{\text{Ex}}} F(\Sigma) \xrightarrow{\pi} \text{FinCospan} \xrightarrow{H} \text{FinCorel}$$

is a coequalizer diagram. Now T and FinCorel are both coequalizers in the following diagram:

$$\begin{array}{ccccc} & & \text{FinCospan} & \xrightarrow{\quad} & T \\ & \nearrow \lambda_{\text{Ex}} & \downarrow \text{id}_{\text{FinCospan}} & & \downarrow \\ F(E_{\text{Ex}}) & \xrightarrow{\rho_{\text{Ex}}} & & & \\ & \searrow \lambda_{\text{Ex}} & \text{FinCospan} & \xrightarrow{\quad} & \text{FinCorel} \\ & \nearrow \rho_{\text{Ex}} & & & \end{array}$$

The two triangles commute so that T and FinCorel are coequalizers of isomorphic diagrams and thus must be isomorphic. Note that this also expresses FinCorel as a ‘quotient’ of FinCospan . \square

Not only is the method for turning a cospan into a corelation functorial, but it determines a unique morphism of props.

Proposition 3.1.2. *The map $H: \text{FinCospan} \rightarrow \text{FinCorel}$ is a unique morphism of props.*

Proof. We need only show uniqueness of H . It suffices to show that H is uniquely determined on the generators m, i, d, e . By Example 2.3.6, $H(m): 2 \rightarrow 1$, $H(i): 0 \rightarrow 1$, $H(d): 1 \rightarrow 2$ and $H(e): 1 \rightarrow 0$ must make $1 \in \text{FinCorel}$ into a special commutative Frobenius monoid.

There is a unique corelation from 0 to 1, so $H(i)$ is uniquely determined. Similarly, $H(e)$ is uniquely determined. Each partition of a 3-element set gives a possible choice for $H(m)$. If we write $H(m)$ as a partition of the set $2 + 1$ with $2 = \{a, b\}$ and $1 = \{c\}$ these choices are:

$$\{\{a, b, c\}\}, \quad \{\{a\}, \{b\}, \{c\}\}, \quad \{\{a, b\}, \{c\}\}, \quad \{\{a\}, \{b, c\}\}, \quad \{\{a, c\}, \{b\}\}.$$

The commutative law rules out those that are not invariant under switching a and b , leaving us with these:

$$\{\{a, b, c\}\}, \quad \{\{a\}, \{b\}, \{c\}\}, \quad \{\{a, b\}, \{c\}\}.$$

The associative law rules out the last of these. Either of the remaining two makes $1 \in \text{FinCorel}$ into a commutative monoid. Dually, there are two choices for $H(d)$ making 1 into a commutative comonoid. However, the ‘special’ law forces $H(m)H(d)$ to be the identity corelation. This ensures that $H(m)$ is the partition with just one block, namely $\{\{a, b, c\}\}$, and similarly for $H(d)$. \square

Since FinCorel is the prop for extraspecial commutative Frobenius monoids we may as well use this to give a presentation of FinCorel .

Example 3.1.3. To present FinCorel we can use the same signature Σ as for FinCospan , but the equations E' include one additional equation, the so-called **extra** law:

$$ei = \text{id}_0$$

in the definition of extraspecial commutative Frobenius monoids. Thus we obtain a co-equalizer diagram:

$$F(E') \xrightarrow[\rho']{\lambda'} F(\Sigma) \longrightarrow \text{FinCorel}.$$

More concisely we say that the prop FinCorel is generated by the following morphisms:

$$\begin{array}{cccc}
 \begin{array}{c} \text{---} \cup \text{---} \\ \text{---} \end{array} & \begin{array}{c} \bullet \text{---} \end{array} & \begin{array}{c} \text{---} \cap \text{---} \\ \text{---} \end{array} & \begin{array}{c} \text{---} \bullet \end{array} \\
 m: 1 + 1 \rightarrow 1 & i: 0 \rightarrow 1 & d: 1 \rightarrow 1 + 1 & e: 1 \rightarrow 0
 \end{array}$$

subject to the laws of an extraspecial commutative Frobenius monoid.

Note by Theorem 3.1.1 that symmetric monoidal functors $F: \text{FinCorel} \rightarrow C$, correspond precisely to extraspecial commutative Frobenius monoids in C . Thus whenever we have a category C with such an object we automatically have a functor $\text{FinCorel} \rightarrow C$. Later we see that for a field k , the one dimensional vector space k can be made into two different extraspecial commutative Frobenius monoids. This allows us to define a functor assigning to any corelation a vector space of “potentials” and “currents.”

3.2 L -Circuits

Rosebrugh, Sabadini and Walters [43] explained how to construct a category where the morphisms are circuits made of wires with “circuit elements” on them, such as resistors, inductors and capacitors. We use their work to construct a symmetric monoidal category Circ_L for any set L of circuit elements.

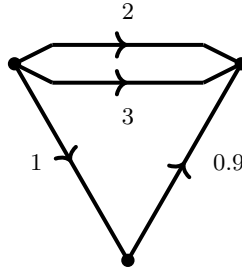
To begin with, a circuit consists of a finite graph with “wires” as edges:

Definition 3.2.1. A **graph** is a finite set E of **edges** and a finite set N of **nodes** equipped with a pair of functions $s, t: E \rightarrow N$ assigning to each edge its **source** and **target**. We say that $e \in E$ is an edge **from** $s(e)$ **to** $t(e)$.

We then label the edges with elements of some set L :

Definition 3.2.2. Given a set L of **labels**, an **L -graph** is a graph $s, t: E \rightarrow N$ equipped with a function $\ell: E \rightarrow L$ assigning a label to each edge.

For example, we can describe a circuit made from resistors by labeling each edge with a ‘resistance’ chosen from the set $L = (0, \infty)$. Here is a typical L -graph in this case:



However, to make circuits into the morphisms of a category, we need to specify some inputs and outputs. We could do this by picking out two subsets of the set of nodes, but it turns out to be better to use two maps into the set of nodes.

Definition 3.2.3. Given a set L and finite sets X and Y , an **L -circuit from X to Y** is a cospan of finite sets:

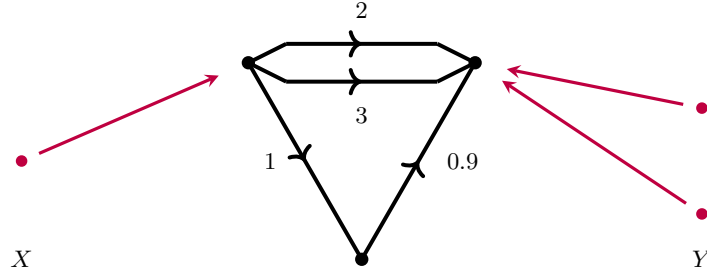
$$\begin{array}{ccc} & N & \\ i \nearrow & & \nwarrow o \\ X & & Y \end{array}$$

together with an L -graph:

$$L \xleftarrow{\ell} E \xrightleftharpoons[t]{s} N.$$

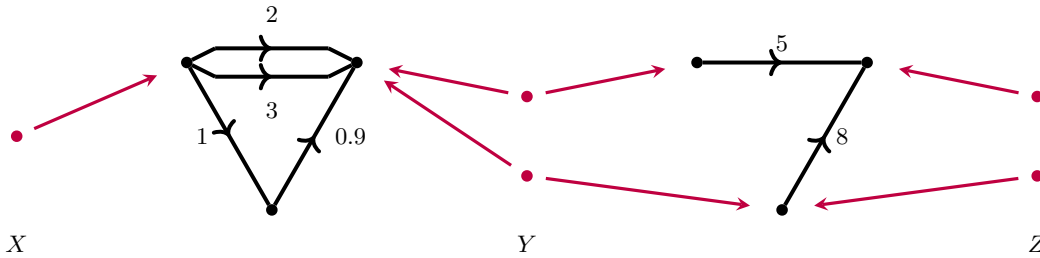
We call the sets X , Y , and $\partial N = X \cup Y$ the **inputs**, **outputs**, and **terminals** of the L -circuit, respectively.

Here is an example of an L -circuit:

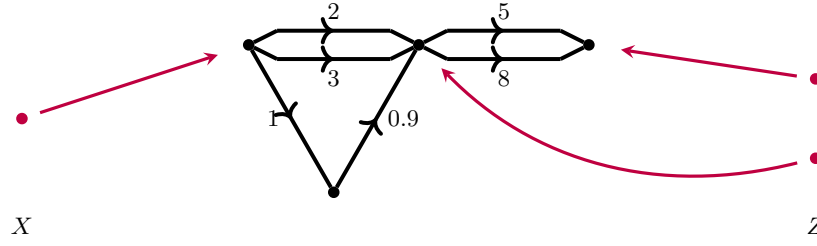


Note that in this example, two points of Y map to the same node. In general the input and output sets do not need to map injectively; we make no additional restrictions so that our work applies as generally as possible.

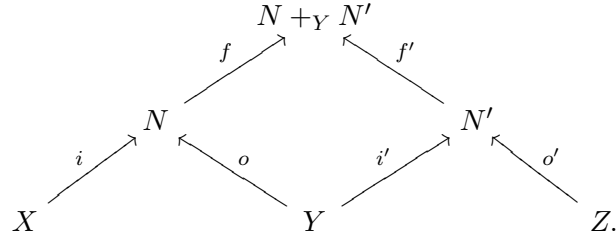
For example, we can compose these two L -circuits:



and obtain this one:



We formalize this using composition of cospans. Given cospans $X \xrightarrow{i} N \xleftarrow{o} Y$ and $Y \xrightarrow{i'} N' \xleftarrow{o'} Z$, their composite is $X \xrightarrow{fi} N +_Y N' \xleftarrow{f'o'} Z$, where the finite set $N +_Y N'$ and the functions f and f' are defined by this pushout:



To make the composite cospan into an L -circuit, we must choose an L -graph whose set of nodes is $N +_Y N'$. We use this L -graph:

$$L \xleftarrow{\langle \ell, \ell' \rangle} E + E' \xrightleftharpoons[j(t+t')]{j(s+s')} N +_Y N'$$

where

$$\langle \ell, \ell' \rangle: E + E' \rightarrow L$$

is the ‘copairing’ of ℓ and ℓ' , i.e. the function that equals ℓ on E and ℓ' on E' , while the functions

$$s + s', t + t': E + E' \rightarrow N + N'$$

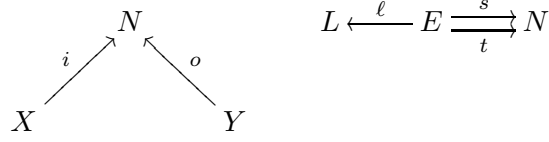
are coproducts, and

$$j_{N, N'}: N + N' \rightarrow N +_Y N'$$

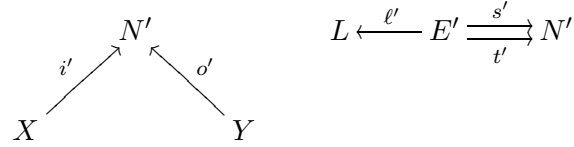
is the natural map from the coproduct to the pushout.

However, the pushout is only unique up to isomorphism, so to make composition associative we must use isomorphism classes of L -circuits. Since an L -circuit can be seen as a graph with an extra structure, an isomorphism between L -circuits is an isomorphism of graphs that preserves this extra structure:

Definition 3.2.4. Two L -circuits



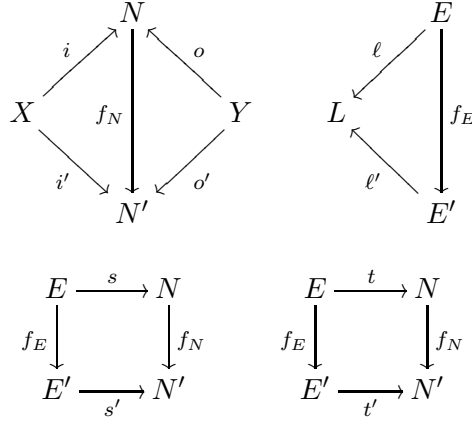
and



are **isomorphic** if there are bijections

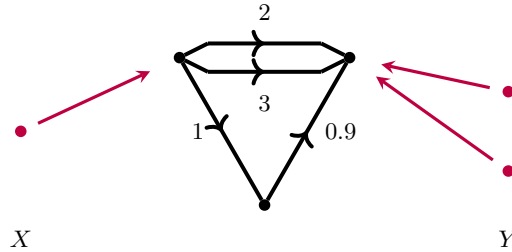
$$f_E: E \rightarrow E', \quad f_N: N \rightarrow N'$$

such that these diagrams commute:

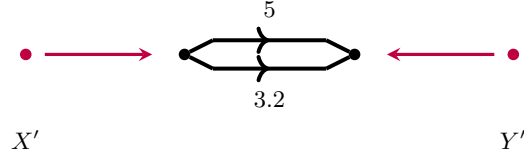


It is easy to check that composition of L -circuits is well-defined and associative at the level of isomorphism classes.

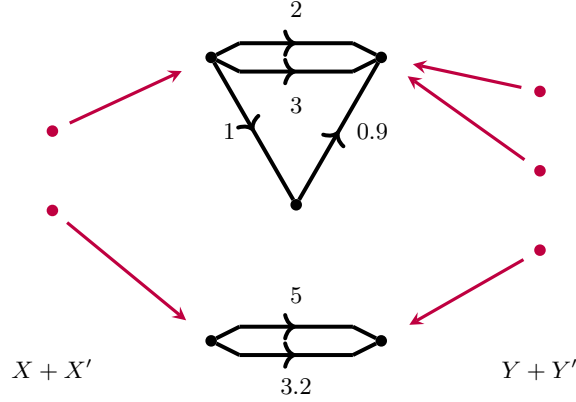
We can also tensor two L -circuits by setting them side by side. This uses co-products, or disjoint unions, both of sets and of L -graphs. For example, tensoring this L -circuit:




with this one:




give this one:



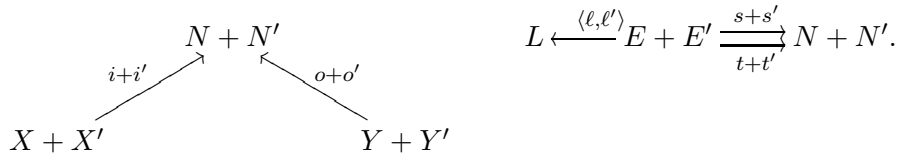
In general, given L -circuits



and



their tensor product is



This operation is well-defined at the level of isomorphism classes. Indeed, we obtain a symmetric monoidal category:

Proposition 3.2.5. *For any set L , there is a symmetric monoidal category \mathbf{Circ}_L where the objects are finite sets, the morphisms are isomorphism classes of L -circuits, and composition and the tensor product are defined as above.*

Proof. This was proved by Rosebrugh, Sabadini and Walters [43], who call this category $\text{Csp}(\text{Graph}_{\text{fin}}/\Sigma)$, where Σ is their name for the label set L . Another style of proof uses Fong’s theory of decorated cospans [22], which implies that Circ_L is a compact closed symmetric monoidal category. Baez and Fong used this method in the special case where L is the set of “positive elements” in a field [5, Cor. 5.3], but the argument does not depend on the nature of the set L . \square

In fact, the work of Courser [15] and Stay [45] implies that Circ_L comes from a compact closed symmetric monoidal bicategory. The objects in this bicategory are still finite sets, but the morphisms in this bicategory are actual L -circuits, not isomorphism classes. We expect this bicategorical approach to become important, but for now we are content to work with mere categories.

Fix a set L . Then by Proposition 2.2.2, Circ_L is equivalent to a prop. Henceforth, by a slight abuse of language, we use **Circ_L** to denote this prop. To understand Circ_L as a prop first notice one very important fact: the object 1 equipped with the generating cospans $m: 2 \rightarrow 1, i: 0 \rightarrow 1, d: 1 \rightarrow 2$ and $e: 1 \rightarrow 0$, thought of as L -circuits with no edges, is a special commutative Frobenius monoid in Circ_L . It is no coincidence that m, i, d , and e subject to the laws of a special commutative Frobenius monoid are also the generators of FinCospan .

The idea is that the labelled edges in an L -circuit correspond to elements of L , while cospans m, i, d , and e let us put the labelled edges together in interesting ways. In the prop framework a labelled edge in an L -circuit is thought of as a morphism $\ell: 1 \rightarrow 1$ which is labelled by some element of L . If the prop Circ_L were generated only by morphisms ℓ like this then the morphisms of Circ_L would only look like parallel edges.

Thus the overall idea is that an L -circuit can be built from generating cospans and labelled edges; this intuition matches what we find out about the algebras of Circ_L . To describe the algebras of Circ_L , we make a somewhat nonstandard definition. We say a set L acts on an object x if for each element of L we have a morphism from x to itself:

Definition 3.2.6. An **action** of a set L on an object x in a category C is a function $\alpha: L \rightarrow \text{hom}(x, x)$. We also call this an **L -action**. Given L -actions $\alpha: L \rightarrow \text{hom}(x, x)$ and $\beta: L \rightarrow \text{hom}(y, y)$, a **morphism of L -actions** is a morphism $f: x \rightarrow y$ in C such that $f\alpha(\ell) = \beta(\ell)f$ for all $\ell \in L$.

Proposition 3.2.7. *An algebra of Circ_L in a strict symmetric monoidal category C is a special commutative Frobenius monoid in C whose underlying object is equipped with an action of L . A morphism of algebras of Circ_L in C is a morphism of special commutative Frobenius monoids that is also a morphism of L -actions.*

Proof. This was proved by Rosebrugh, Sabadini and Walters [43], though stated in quite different language. \square

We may thus say that Circ_L is the prop for special commutative Frobenius monoids whose underlying object is equipped with an action of L .

Unsurprisingly, Circ_L is coproduct of two props: the prop for special commutative Frobenius monoids and the prop for L -actions. To describe the latter, consider a signature with one unary operation for each element of L , and no other operations. For simplicity we call this signature simply L . The free prop $F(L)$ has a morphism $\ell: 1 \rightarrow 1$ for each $\ell \in L$. For any strict symmetric monoidal category C , the category of algebras of $F(L)$ in C is the category of L -actions and morphisms of L -actions. We thus call $F(L)$ **the prop for L -actions**.

Proposition 3.2.8. *Circ_L is the coproduct of FinCospan and the prop for L -actions.*

Proof. Let

$$F(E) \underset{\rho}{\overset{\lambda}{\rightrightarrows}} F(\Sigma)$$

be the presentation of FinCospan given in Example 2.3.6. Here Σ is the signature with elements $m: 2 \rightarrow 1, i: 0 \rightarrow 1, d: 1 \rightarrow 2$ and $e: 1 \rightarrow 0$, and the equations are the laws for a special commutative Frobenius monoid.

Since left adjoints preserve colimits, we have a natural isomorphism $F(\Sigma) + F(L) \cong F(\Sigma + L)$. Let $\iota: F(\Sigma) \rightarrow F(\Sigma + L)$ be the resulting monomorphism. By Corollary 2.3.4 we can form the coequalizer X here:

$$F(E) \underset{\iota\rho}{\overset{\iota\lambda}{\rightrightarrows}} F(\Sigma + L) \longrightarrow X.$$

We claim that $X \cong \text{Circ}_L$.

On the one hand, there is a morphism $f: F(\Sigma) \rightarrow \text{Circ}_L$ sending m, i, d and e in $F\Sigma$ to the corresponding morphisms in Circ_L , and $f\lambda = f\rho$ because these morphisms make $1 \in \text{Circ}_L$ into a special commutative Frobenius monoid. We thus have a commutative

diagram

$$\begin{array}{ccc}
 F(E) & \xrightleftharpoons[\iota\rho]{\iota\lambda} & F(\Sigma + L) & \xrightarrow{j} & X \\
 & & & \searrow f & \\
 & & & & \text{Circ}_L.
 \end{array}$$

By the universal property of the coequalizer, there is a unique morphism $g: X \rightarrow \text{Circ}_L$ with $gj = f$. On the other hand, the object $1 \in X$ is, by construction, a special commutative Frobenius monoid with L -action. By Proposition 3.2.7 we thus obtain an algebra of Circ_L in X , that is, a morphism h as follows:

$$\begin{array}{ccc}
 F(E) & \xrightleftharpoons[\iota\rho]{\iota\lambda} & F(\Sigma + L) & \xrightarrow{j} & X \\
 & & & \searrow f & \uparrow h \parallel g \\
 & & & & \text{Circ}_L.
 \end{array}$$

It is easy to check that $hf = j$ by seeing how both sides act on the elements m, i, d, e, ℓ of $F(\Sigma + L)$. By the universal property of X we have $hg = 1$, and because the Frobenius monoid in Circ_L has no nontrivial automorphisms we also have $gh = 1$. Thus $X \cong \text{Circ}_L$ and

$$F(E) \xrightleftharpoons[\rho]{\lambda} F(\Sigma + L) \xrightarrow{f} \text{Circ}_L \quad (3.1)$$

is a coequalizer.

More generally, given presentations of props X_1 and X_2 , we have coequalizers:

$$F(E_i) \xrightleftharpoons[\rho_i]{\lambda_i} F(\Sigma_i) \xrightarrow{g_i} X_i, \quad i = 1, 2$$

whose coproduct is another coequalizer:

$$F(E_1) + F(E_2) \xrightleftharpoons[\rho_1 + \rho_2]{\lambda_1 + \lambda_2} F(\Sigma_1) + F(\Sigma_2) \xrightarrow{g_1 + g_2} X_1 + X_2.$$

Since left adjoints preserve coproducts, we obtain a coequalizer

$$F(E_1 + E_2) \xrightleftharpoons{\quad} F(\Sigma_1 + \Sigma_2) \longrightarrow X_1 + X_2$$

which gives a presentation for $X_1 + X_2$.

In our situation $E \cong E + 0$ where 0 is the initial or ‘empty’ signature, so we have a coequalizer

$$F(E) + F(0) \xrightleftharpoons{\quad} F(\Sigma) + F(L) \longrightarrow \text{FinCorel} + F(L)$$

Combining this with Equation (3.1), we see $\text{Circ}_L \cong \text{FinCospan} + F(L)$. \square

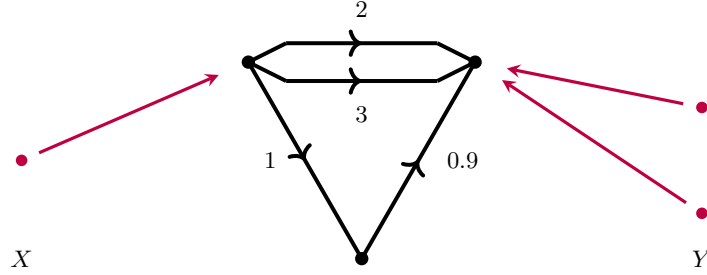
With this result we think of Circ_L as being generated by morphisms:



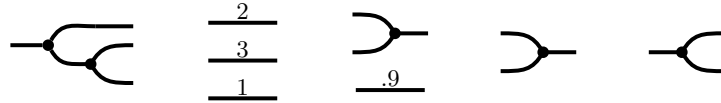
subject to the laws of a special commutative Frobenius monoid, together with a generator

$$\underline{\ell}$$

for each ℓ in L . This is exactly what we want since Circ_L is the coproduct of two props; this means that it is generated by the generators of both props. To see how these fits with our initial definition of an L -circuit, consider the earlier example:



We build this morphism from the generators of the prop Circ_L by doing the following composite:



giving us a morphism $f: 1 \rightarrow 2$ in the prop Circ_L .

3.3 Circuits made only of perfectly conductive wires

The simplest circuits are those made solely of perfectly conductive wires. Electrical engineers would consider these circuits trivial. Nonetheless, they provide the foundation on which all our results rest. In this case the underlying graph of the circuit has unlabeled edges—or equivalently, the set of labels has a single element. So, we make the following definition:

Definition 3.3.1. Let Circ be symmetric monoidal category Circ_L where $L = \{\ell\}$ is a 1-element set.

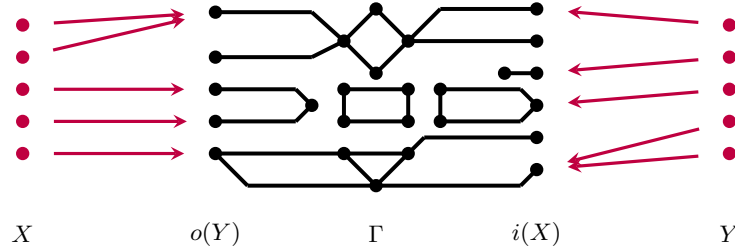
A morphism in *Circ* can be viewed an isomorphism class of cospans of finite sets

$$\begin{array}{ccc} & N & \\ i \nearrow & & \nwarrow o \\ X & & Y \end{array}$$

together with a graph Γ having N as its set of vertices since the labelling becomes trivial:

$$\Gamma = \{ E \begin{array}{c} \xrightarrow{s} \\ \xleftarrow{t} \end{array} N \}$$

For example, a morphism in *Circ* might look like this:



By Proposition 3.2.8 we can identify *Circ* with the coproduct $\text{FinCospan} + F(\{\ell\})$.

This gives us the generators of *Circ*, which we draw as follows:

Corollary 3.3.2. *The prop *Circ* is generated by the following morphisms:*



where the first four generators are subject to the laws of a special commutative Frobenius monoid.

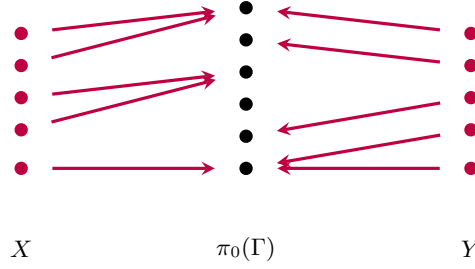
Just as in Example 3.2, we could rewrite the above morphism in *Circ* as being built from these generators. Each of the unlabelled edges would be labelled by ℓ and the other generators would be used to glue appropriate edges together and to get the right number of inputs and outputs.

As we shall see in detail later, for the behavior of a circuit made of perfectly conductive wires, all that matters about the underlying graph is whether any given pair of nodes lie in the same connected component or not: that is, whether or not there exists a path of edges and their reverses from one node to another. If they lie in the same component, current can flow between them; otherwise not, and this is all there is to say. We may thus replace the graph Γ by its set of connected components, $\pi_0(\Gamma)$. There is map $p_\Gamma : N \rightarrow \pi_0(\Gamma)$

sending each node to the connected component it lies in. We thus obtain a cospan of finite sets:

$$\begin{array}{ccc} & \pi_0(\Gamma) & \\ p_{\Gamma i} \nearrow & & \nwarrow p_{\Gamma o} \\ X & & Y \end{array}$$

In particular, the above example gives this cospan:



This way of simplifying a circuit defines a functor

$$H': \text{Circ} \rightarrow \text{FinCospan}.$$

If instead we write Circ as the coproduct $\text{FinCospan} + F(\{\ell\})$ then there exists a unique morphism of props

$$H': \text{Circ} \rightarrow \text{FinCospan}$$

such that

$$H'(f) = f$$

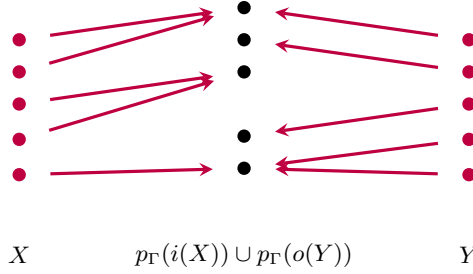
for any morphism f in FinCospan and

$$H'(\ell) = 1_1.$$

In other words, H' does nothing to morphisms in the sub-prop FinCospan , while it sends the morphism ℓ to the identity. It is thus a retraction for the inclusion of FinCospan in Circ . Now, each edge of Γ corresponds to a copy of the morphism ℓ . The functor G has the effect of collapsing each edge of Γ to a point, since it sends ℓ to the identity. The result is still a cospan of finite sets where the apex is the set of connected components $\pi_0(\Gamma)$.

Recall by Proposition 3.1.2 there is a unique morphism of props $H: \text{FinCospan} \rightarrow \text{FinCorel}$ which forces a cospan to become jointly epic. In our example we obtain the

following jointly epic cospan:



In short, we can simplify a circuit made of ideal conductive wires in two successive stages:

$$\text{Circ} \xrightarrow{H'} \text{FinCospan} \xrightarrow{H} \text{FinCorel}.$$

In Section 3.4 we define a black-boxing functor

$$\blacksquare: \text{Circ} \rightarrow \text{FinRel}_k,$$

which maps any such circuit to its ‘behavior’: that is, the linear relation $R \subseteq k^{2n}$ that it imposes between potentials and currents at its inputs and outputs. We construct this by composing $HH': \text{Circ} \rightarrow \text{FinCorel}$ with a functor

$$K: \text{FinCorel} \rightarrow \text{FinRel}_k.$$

This makes precise the sense in which the behavior of such a circuit depends only on its underlying corelation.

This functor was constructed by Baez and Fong [5] using ‘decorated cospans,’ but we do so using props. Since both approaches produce the same functor we state ours as a definition. The functor K is defined by finding an extraspecial commutative Frobenius monoid in FinRel_k . In Chapter 4, more specifically in Proposition 4.1.6, we show that even though K is not a morphism of props, it does determine one. Namely, $K: \text{FinCorel} \rightarrow \text{LagRel}_k$ is a morphism of props, where LagRel_k has “Lagrangian relations” as morphisms.

3.4 Linear relations

Since the simplest circuits impose *linear* relations between potentials and currents at their terminals, the study of circuits forces us to think carefully about linear relations. As we shall see, for any field k there is a prop FinRel_k where a morphism $f: m \rightarrow n$ is a linear relation from k^m to k^n . A presentation for this prop has been worked out by Erbele

and Baez [4, 18] and independently by Bonchi, Sobociński and Zanasi [12, 13, 54]. Since we need some facts about this presentation to describe the black-boxing of circuits, we recall it here.

For any field k , there is a category where an object is a finite-dimensional vector space over k , while a morphism from U to V is a **linear relation**, meaning a linear subspace $L \subseteq U \oplus V$. We write a linear relation from U to V as $L: U \rightharpoonup V$. Note that we also use the same notation for linear maps since they are a special case of linear relations. Since the direct sum $U \oplus V$ is also the cartesian product of U and V , a linear relation is a relation in the usual sense, and we can compose linear relations $L: U \rightharpoonup V$ and $L': V \rightharpoonup W$ in the usual way:

$$L'L = \{(u, w) : \exists v \in V \ (u, v) \in L \text{ and } (v, w) \in L'\}$$

the result being a linear relation $L'L: U \rightharpoonup W$. Given linear relations $L: U \rightharpoonup V$ and $L': U' \rightharpoonup V'$, the direct sum of subspaces gives a linear relation $L \oplus L': U \oplus U' \rightharpoonup V \oplus V'$, and this gives our category a symmetric monoidal structure. By Proposition 2.2.2, this symmetric monoidal category is equivalent to a prop. Concretely, we may describe this prop as follows:

Definition 3.4.1. Let \mathbf{FinRel}_k be the prop where a morphism $f: m \rightarrow n$ is a linear relation from k^m to k^n , composition is the usual composition of relations, and the symmetric monoidal structure is given by direct sum.

To give a presentation of \mathbf{FinRel}_k , we use a simple but nice fact: the object $1 \in \mathbf{FinRel}_k$, or in less pedantic terms the 1-dimensional vector space k , is an extraspecial Frobenius monoid in two fundamentally different ways. To understand these, first note that for any linear relation $L: U \rightharpoonup V$ there is a linear relation $L^\dagger: V \rightharpoonup U$ given by

$$L^\dagger = \{(v, u) : (u, v) \in L\}.$$

This makes \mathbf{FinRel}_k into a dagger compact category [2, 4, 44]. Also recall that a linear map is a special case of a linear relation.

The first way of making k into an extraspecial commutative Frobenius monoid in \mathbf{FinRel}_k uses these morphisms:

- as comultiplication, the linear map called **duplication**:

$$\Delta: k \rightharpoonup k^2$$

$$\Delta = \{(x, x, x) : x \in k\} \subseteq k \oplus k^2$$

- as counit, the linear map called **deletion**:

$$!: k \rightarrow \{0\}$$

$$! = \{(x, 0) : x \in k\} \subseteq k \oplus \{0\}$$

- as multiplication, the linear relation called **coduplication**:

$$\Delta^\dagger: k^2 \rightarrow k$$

$$\Delta^\dagger = \{(x, x, x) : x \in k\} \subseteq k^2 \oplus k$$

- as unit, the linear relation called **codeletion**:

$$!^\dagger: \{0\} \rightarrow k$$

$$!^\dagger = \{(0, x) : x \in k\} \subseteq \{0\} \oplus k.$$

We call this the **duplicative Frobenius structure** on k . In circuit theory this is important for working with the electric potential. The reason is that in a circuit of ideal conductive wires the potential is constant on each connected component, so wires like this:



have the effect of duplicating the potential.

The second way of making k into an extraspecial commutative Frobenius monoid in FinRel_k uses these morphisms:

- as multiplication, the linear map called **addition**:

$$+: k^2 \rightarrow k$$

$$+ = \{(x, y, x + y) : x, y \in k\} \subseteq k^2 \oplus k$$

- as unit, the linear map called **zero**:

$$0: \{0\} \rightarrow k$$

$$0 = \{(0, x) : x \in k\} \subseteq \{0\} \oplus k$$

- as comultiplication, the linear relation called **coaddition**:

$$+^\dagger: k \rightharpoonup k \oplus k$$

$$+^\dagger = \{(x + y, x, y) : x, y \in k\} \subseteq k \oplus k^2$$

- as counit, the linear relation called **cozero**:

$$0^\dagger: k \rightharpoonup \{0\}$$

$$0^\dagger = \{(x, 0)\} \subseteq k \oplus \{0\}.$$

We call this the **additive Frobenius structure** on k . In circuit theory this structure is important for working with electric current. The reason is that Kirchhoff's current law says that the sum of input currents must equal the sum of the output currents, so wires like this:



have the effect of adding currents.

The prop FinRel_k is generated by the eight morphisms listed above together with a morphism for each element $c \in k$, namely the map from k to itself given by multiplication by c . We denote this simply as c :

$$c: k \rightharpoonup k$$

$$x \mapsto cx.$$

From the generators we can build two other important morphisms:

- the **cup** $\cup: k^2 \rightharpoonup \{0\}$: this is the composite of coduplication $\Delta^\dagger: k^2 \rightarrow k$ and deletion $!: k \rightharpoonup \{0\}$.
- the **cap** $\cap: \{0\} \rightarrow k^2$: this is the composite of codeletion $!^\dagger: \{0\} \rightarrow k$ and duplication $\Delta: k \rightarrow k^2$;

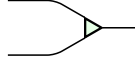
These are the unit and counit for an adjunction making k into its own dual. Since every object in FinRel_k is a tensor product of copies of k , every object becomes self-dual. Thus, FinRel_k becomes a dagger compact category. This explains the use of the dagger notation for half of the eight morphisms listed above.

Thanks to the work of Baez and Erbele [4, 18] and also Bonchi, Sobociński and Zanasi [12, 13, 54], the prop FinRel_k has a presentation of this form:

$$F(E_k) \xrightleftharpoons[\rho_k]{\lambda_k} F(\Sigma) + F(\Sigma) + F(k) \xrightarrow{\square} \text{FinRel}_k$$

Here the signature Σ has elements $m: 2 \rightarrow 1, !: 0 \rightarrow 1, d: 1 \rightarrow 2, e: 1 \rightarrow 0$. The morphisms in the free prop $F(\Sigma) + F(\Sigma) + F(k)$ can be drawn as string diagrams, and these roughly match what control theorists call “signal-flow diagrams.” The meaning of these generators is best understood in terms of the linear relations they are mapped to under \square , so we also use them to draw linear relations. We discuss signal-flow diagrams in Section 4.3, but for now only use the diagrams in reference to linear relations. In this presentation for FinRel_k , the first copy of $F(\Sigma)$ is responsible for the duplicative Frobenius structure on k , so we call its generators

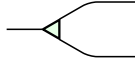
- **coduplication**, $\Delta^\dagger: 2 \rightarrow 1$



- **codeletion**, $!^\dagger: 0 \rightarrow 1$



- **duplication**, $\Delta: 1 \rightarrow 2$

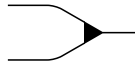


- **deletion**, $!: 1 \rightarrow 1$



The second copy of $F(\Sigma)$ is responsible for the additive Frobenius structure, so we call its generators

- **addition**, $+: 2 \rightarrow 1$



- **coaddition**, $+\dagger: 1 \rightarrow 2$



- **zero**, $0: 0 \rightarrow 1$

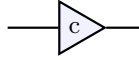


- **cozero**, $0^\dagger: 1 \rightarrow 0$



Finally, we have a copy of $F(k)$, consisting of elements we call

- **scalar multiplication**, $c: 1 \rightarrow 1$



one for each $c \in k$. All these generators are mapped by \square to the previously described morphisms with the same names in FinRel_k .

We do not need a complete list of the equations in this presentation of FinRel_k , but among them are equations saying that in FinRel_k

- (1) $(k, \Delta^\dagger, !, \Delta, !^\dagger)$ is an extraspecial commutative Frobenius monoid;
- (2) $(k, +, 0, +^\dagger, 0^\dagger)$ is an extraspecial commutative Frobenius monoid;
- (3) $(k, +, 0, \Delta, !)$ is a bicommutative bimonoid;
- (4) $(k, \Delta^\dagger, !^\dagger, +^\dagger, 0^\dagger)$ is a bicommutative bimonoid.

Note that one could draw the above equations in terms of the above string diagrams. In Section 3.3 we looked at circuits made of perfectly conductive wires and described morphisms of props

$$\text{Circ} \xrightarrow{H'} \text{FinCospan} \xrightarrow{H} \text{FinCorel}.$$

However, so far we have only briefly touched on the “behavior” of such circuits: that is, what they actually *do*. A circuit provides a relation between potentials and currents at its inputs and outputs. For a circuit with m inputs and n outputs, this is a linear relation on $2m + 2n$ variables. We now describe a functor called black-boxing, which takes any circuit of ideal conductive wires and extracts this linear relation. Baez and Fong [5] used decorated cospans to arrive at the same functor.

In Theorem 3.1.1 we saw that FinCorel is the prop for extraspecial commutative Frobenius monoids. Thus, the presentation of FinRel_k gives two prop morphisms from

FinCorel to FinRel_k . The first is relevant to potentials, while the second is relevant to currents [5]. In any symmetric monoidal category, the tensor product of two monoids is a monoid in standard way, and dually for comonoids. In the same way, the tensor product of extraspecial commutative Frobenius monoids becomes another extraspecial commutative Frobenius monoid. Thus, we can make $k \oplus k$ into an extraspecial commutative Frobenius monoid in FinRel_k where the first copy of k has the duplicative Frobenius structure and the second copy has the additive structure. Thanks to Theorem 3.1.1, this determines a strict symmetric monoidal functor

$$K : \text{FinCorel} \rightarrow \text{FinRel}_k.$$

Composing this with

$$HH' : \text{Circ} \rightarrow \text{FinCorel}$$

we get the **black-boxing** functor

$$\blacksquare = KHH' : \text{Circ} \rightarrow \text{FinRel}_k.$$

Definition 3.4.2. We call the functor

$$KHH' : \text{Circ} \rightarrow \text{FinRel}_k.$$

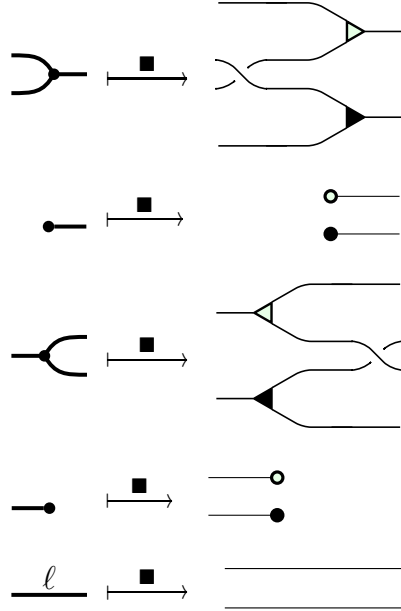
the **black-boxing functor for ideal circuits** and write $\blacksquare := KHH'$.

In Proposition 4.1.6 we show that the black-boxing functor is determined, as a morphism of props, by where it sends the generators of Circ , so we may as well provide that information right now:

$$\begin{aligned} \text{---} \cup \text{---} &\xrightarrow{\blacksquare} \{(\phi_1, I_1, \phi_2, I_2, \phi_3, I_3) : \phi_1 = \phi_2 = \phi_3, I_1 + I_2 = I_3\} \\ \text{---} \cap \text{---} &\xrightarrow{\blacksquare} \{(\phi_1, I_1, \phi_2, I_2, \phi_3, I_3) : \phi_1 = \phi_2 = \phi_3, I_1 = I_2 + I_3\} \\ \bullet \text{---} &\xrightarrow{\blacksquare} \{(\phi_2, I_2) : I_2 = 0\} \\ \text{---} \bullet &\xrightarrow{\blacksquare} \{(\phi_1, I_1) : I_1 = 0\} \\ \text{---} \ell &\xrightarrow{\blacksquare} \{(\phi_1, I_1, \phi_2, I_2) : \phi_1 = \phi_2, I_1 = I_2\} \end{aligned}$$

Here ℓ is the generator corresponding to a perfectly conductive wire; black-boxing maps it to the identity morphism on k^2 . Since black-boxing is a symmetric monoidal functor, we can decompose a large circuit made of ideal conductive wires into simple building blocks in order to determine the relation it imposes between the potentials and currents at its inputs and outputs.

In terms of string diagrams black-boxing does the following:



In the next Chapter we characterize the linear relations that are picked out by \blacksquare . Indeed, this lets us reinterpret \blacksquare as a morphism of props. We then extend black-boxing to Circ_L for when L is the field k . Then we extend black-boxing even further to allow for affine relations instead of just linear relations.

Chapter 4

Black-boxing

We begin this chapter by showing that $\blacksquare: \text{Circ} \rightarrow \text{FinRel}_k$ determines a morphism of props. This follows because linear relations which arise from our circuits are actually “Lagrangian” relations. These kinds of relations determine another prop LagRel_k whose objects are symplectic vector spaces $(k \oplus k)^n$. In Proposition 4.1.6 we redefine \blacksquare as a morphism of props $\blacksquare: \text{Circ} \rightarrow \text{LagRel}_k$.

In Theorem 4.2.1 we extend black-boxing to the category Circ_L where L is an arbitrary set. To do so we take advantage of the presentation for Circ_L as $\text{FinCospan} + F(L)$. We then apply our work to particular types of circuits by choosing L to obtain “RLC circuits”: that is, circuits made of resistors, capacitors, and inductors. This happens in Proposition 4.2.2 where we view black-boxing of RLC circuits as a morphism of props. In Theorem 4.2.4 we look at the case where L is the field k and this gives us the black-boxing functor for passive linear circuits.

We then use our framework to understand the relationship between linear circuits and signal-flow diagrams. We define SigFlow_k to be the free prop with the same generators as FinRel_k . Since this is a free prop while Circ_k is not, there is no useful morphism of props from Circ_k to SigFlow_k . Thus we consider the free prop $\widetilde{\text{Circ}}_k$ which has Circ_k as a quotient, and a morphism of props from this to SigFlow_k , which we think of as a method for turning a circuit into a signal-flow diagram.

This is all summarized by the commutative diagram in Theorem 4.3.3:

$$\begin{array}{ccccccc}
\widetilde{\text{Circ}} & \xrightarrow{P} & \text{Circ} & \xrightarrow{H'} & \text{FinCospan} & \xrightarrow{H} & \text{FinCorel} \\
\downarrow & & \downarrow & & & & \downarrow K \\
\widetilde{\text{Circ}}_k & \xrightarrow{P} & \text{Circ}_k & \xrightarrow{\quad \blacksquare \quad} & & & \text{LagRel}_k \\
\downarrow T & & & & & & \downarrow \\
\text{SigFlow}_k & \xrightarrow{\quad \square \quad} & & & & & \text{FinRel}_k.
\end{array}$$

4.1 Black-boxing as a morphism of props

The black-boxing functor as described so far is not a morphism of props, since it sends the object $1 \in \text{Circ}$ to the object $2 \in \text{FinRel}_k$, that is, the vector space k^2 . However, it can be reinterpreted as a morphism of props with the help of some symplectic geometry. Instead of linear relations between finite-dimensional vector spaces, we use Lagrangian relations between symplectic vector spaces. For a detailed explanation of this idea, see Baez and Fong [5]; here we simply state the key facts.

Definition 4.1.1. A **symplectic vector space** V over a field k is a finite-dimensional vector space equipped with a **symplectic structure** ω , meaning a map $\omega: V \times V \rightarrow k$ that is:

- bilinear,
- alternating: $\omega(v, v) = 0$ for all $v \in V$,
- nondegenerate: if $\omega(u, v) = 0$ for all $u \in V$ then $v = 0$.

There is a standard way to make $k \oplus k$ into a symplectic vector space, namely

$$\omega((\phi, I), (\phi', I')) = \phi I' - \phi' I.$$

Given two symplectic vector spaces (V_1, ω_1) and (V_2, ω_2) , we give their direct sum the symplectic structure

$$(\omega_1 \oplus \omega_2)((u_1, u_2), (v_1, v_2)) = \omega_1(u_1, v_1) + \omega_2(u_2, v_2).$$

In what follows, whenever we treat $(k \oplus k)^n$ as a symplectic vector space, we give it the symplectic structure obtained by taking a direct sum of copies of $k \oplus k$ with the symplectic

structure described above. Every symplectic vector space is isomorphic to $(k \oplus k)^n$ for some n , so every symplectic vector space is even dimensional [24, Thm. 21.2].

The concept of a “Lagrangian relation” looks subtle at first, but it has become clear in mathematical physics that for many purposes this is the right notion of morphism between symplectic vector spaces [50, 51]. Lagrangian relations are also known as ‘canonical relations’. The definition has a few prerequisites:

Definition 4.1.2. Given a symplectic structure ω on a vector space V , we define its **conjugate** to be the symplectic structure $\bar{\omega} = -\omega$, and write the conjugate symplectic vector space $(V, \bar{\omega})$ as \bar{V} .

Definition 4.1.3. A subspace L of symplectic vector space (V, ω) is **isotropic** if $\omega(v, w) = 0$ for all $v, w \in L$. It is **Lagrangian** if is isotropic and not properly contained in any other isotropic subspace.

One can show that a subspace $L \subseteq V$ is Lagrangian if and only if it is isotropic and $\dim(L) = \frac{1}{2} \dim(V)$. This condition is often easier to check.

Definition 4.1.4. Given symplectic vector spaces (V, ω) and (V', ω') , a **linear Lagrangian relation** $L: V \rightarrowtail V'$ is a Lagrangian subspace $L \subseteq \bar{V} \oplus V'$.

We need the conjugate symplectic structure on V to show that the identity relation is a linear Lagrangian relation. With this twist, linear Lagrangian relations are also closed under composition [5, Prop. 6.8]. Thus, there is a category with symplectic vector spaces as objects and linear Lagrangian relations as morphisms. This becomes symmetric monoidal using direct sums: in particular, if the linear relations $L: U \rightarrowtail V$ and $L': U' \rightarrowtail V'$ are Lagrangian, so is $L \oplus L': U \oplus U' \rightarrowtail V \oplus V'$. One can show using Proposition 2.2.2 that this symmetric monoidal category is equivalent to the following prop.

Definition 4.1.5. Let **LagRel** $_k$ be the prop where a morphism $f: m \rightarrow n$ is a linear Lagrangian relation from $(k \oplus k)^m$ to $(k \oplus k)^n$, composition is the usual composition of relations, and the symmetric monoidal structure is given by direct sum.

We can now redefine the functor $K: \text{FinCorel} \rightarrow \text{FinRel}_k$, and the black-boxing functor $\blacksquare: \text{Circ} \rightarrow \text{FinRel}_k$, to be morphisms of props taking values in **LagRel** $_k$. This is the view we take henceforth.

Proposition 4.1.6. *The strict symmetric monoidal functor $K: \text{FinCorel} \rightarrow \text{FinRel}_k$ maps any morphism $f: m \rightarrow n$ in FinCospan to a Lagrangian linear relation $K(f): (k \oplus k)^m \rightarrow (k \oplus k)^n$. It thus defines a morphism of props, which we call*

$$K: \text{FinCorel} \rightarrow \text{LagRel}_k.$$

Proof. First note that LagRel_k is a symmetric monoidal subcategory of FinRel_k : composition and direct sum for linear Lagrangian relations is a special case of composition and direct sum for linear relations. Second, note that while K applied to the object $n \in \text{FinCospan}$ gives the vector space $(k \oplus k)^n$, which is the object $2n$ in FinRel_k , this is the object n in LagRel_k . Thus, to check that strict symmetric monoidal functor $K: \text{FinCospan} \rightarrow \text{FinRel}_k$ defines a morphism of props from FinCospan to LagRel_k , we just need to check that $K(f)$ is Lagrangian for each generator f of FinCospan . We have

$$\begin{aligned} K(m) &= \{(\phi_1, I_1, \phi_2, I_2, \phi_3, I_3) : \phi_1 = \phi_2 = \phi_3, I_1 + I_2 = I_3\} \\ K(d) &= \{(\phi_1, I_1, \phi_2, I_2, \phi_3, I_3) : \phi_1 = \phi_2 = \phi_3, I_1 = I_2 + I_3\} \\ K(i) &= \{(\phi_2, I_2) : I_2 = 0\} \\ K(e) &= \{(\phi_1, I_1) : I_1 = 0\} \end{aligned}$$

In each case the relation is an isotropic subspace of half the total dimension, so it is Lagrangian. \square

We can characterize this new improved K as follows:

Proposition 4.1.7. *There exists a unique morphism of props*

$$K: \text{FinCorel} \rightarrow \text{LagRel}_k$$

sending the extraspecial commutative Frobenius monoid $1 \in \text{FinCorel}$ to the extraspecial commutative Frobenius monoid $k \oplus k \in \text{LagRel}_k$, where the first copy of k is equipped with its duplicative Frobenius structure and the second is equipped with its additive Frobenius structure.

Proof. Existence follows from 4.1.6; uniqueness follows from the fact that FinCorel is the prop for extraspecial commutative Frobenius monoids. \square

We can now reinterpret black-boxing of circuits of perfectly conductive wires as a morphism of props:

Definition 4.1.8. We define **black-boxing of circuits made of perfect wire** to be the morphism of props $\blacksquare: \text{Circ} \rightarrow \text{LagRel}_k$ given by the composite

$$\text{Circ} \xrightarrow{H'} \text{FinCospan} \xrightarrow{H} \text{FinCorel} \xrightarrow{K} \text{LagRel}_k.$$

4.2 Black-boxing linear circuits

Black-boxing circuits of ideal conductive wires is just the first step. We now extend black-boxing to circuits made of wires labeled by elements of any set L . The elements of L play the role of ‘circuit elements’ such as resistors, inductors and capacitors. The extended black-boxing functor can be chosen so that these circuit elements are mapped to arbitrary Lagrangian linear relations from $k \oplus k$ to itself.

The key to doing this is Proposition 3.2.8, which says that

$$\text{Circ}_L \cong \text{FinCospan} + F(L).$$

We also need Propositions 3.1.2 and 4.1.7, which give prop morphisms $H: \text{FinCospan} \rightarrow \text{FinCorel}$ and $K: \text{FinCorel} \rightarrow \text{LagRel}_k$, respectively.

Theorem 4.2.1. *For any field k and label set L , there exists a unique morphism of props*

$$\blacksquare: \text{Circ}_L \cong \text{FinCospan} + F(L) \rightarrow \text{LagRel}_k$$

such that $\blacksquare|_{\text{FinCospan}}$ is the composite

$$\text{FinCospan} \xrightarrow{H} \text{FinCorel} \xrightarrow{K} \text{LagRel}_k$$

and $\blacksquare|_{F(L)}$ maps each $\ell \in L$ to an arbitrarily chosen Lagrangian linear relation from $k \oplus k$ to itself.

Proof. By the universal property of the coproduct and the fact that $F(L)$ is the prop for L -actions, there exists a unique morphism of props

$$\blacksquare: \text{FinCospan} + F(L) \rightarrow \text{LagRel}_k$$

such that $\blacksquare|_{\text{FinCospan}} = KH$ and $\blacksquare|_{F(L)}$ maps each $\ell \in L$ to an arbitrarily chosen Lagrangian linear relation from $k \oplus k$ to itself. \square

We can apply this theorem to circuits made of resistors. Any resistor has a **resistance** R , which is a positive real number. Thus, if we take the label set L to be \mathbb{R}^+ , we obtain a prop Circ_L that models circuits made of resistors. Electrical engineers typically draw a resistor as a wiggly line:



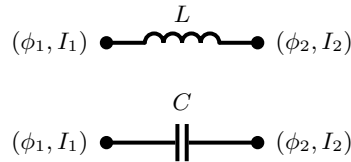
Here $(\phi_1, I_1) \in \mathbb{R} \oplus \mathbb{R}$ are the **potential** and **current** at the resistor's input and $(\phi_2, I_2) \in \mathbb{R} \oplus \mathbb{R}$ are the potential and current at its output. To define a black-boxing functor

$$\blacksquare: \text{Circ}_L \rightarrow \text{FinRel}_k$$

we need to choose a linear relation between these four quantities for each choice of the resistance R . We do this using Kirchhoff's current law which requires that the current flowing in equals the current flowing out: $I_1 = I_2$. To relate current and potential we use Ohm's Law, which says that $V = RI$ where $I = I_1 = I_2$ is called the **current through** the resistor and $V = \phi_2 - \phi_1$ is called the **voltage across** the resistor. Thus, for each $R \in \mathbb{R}^+$ we choose

$$\blacksquare(R) = \{(\phi_1, I_1, \phi_2, I_2) : \phi_2 - \phi_1 = RI_1, I_1 = I_2\}.$$

We could stop here, but suppose we also want to include inductors and capacitors. An inductor comes with an inductance $L \in \mathbb{R}^+$ (not to be confused with our notation for a label set), while a capacitor comes with a capacitance $C \in \mathbb{R}^+$. These circuit elements are drawn as follows:



These circuit elements apply to time-dependent currents and voltages, and they impose the relations $V = L\dot{I}$ and $I = C\dot{V}$, where the dot stands for the time derivative. Engineers deal with this using the Laplace transform. As explained in detail elsewhere [4, 5], this comes down to adjoining a variable s to the field \mathbb{R} and letting $k = \mathbb{R}(s)$ be the field of rational functions in one real variable. The variable s has the meaning of a time derivative. If we now use V and I to denote the Laplace transforms of current and voltage, we thus obtain

the relations $V = sLI$ for the inductor and $I = sCV$ for the capacitor. Thus if we extend our label set to the disjoint union of three copies of \mathbb{R}^+ , defining

$$RLC = \mathbb{R}^+ + \mathbb{R}^+ + \mathbb{R}^+,$$

we obtain a prop Circ_{RLC} that describes circuits of resistors, inductors and capacitors. The name “ Circ_{RLC} ” is a bit of a pun, since electrical engineers call a circuit made of one resistor, one inductor and one capacitor an “ RLC circuit.”

To construct the black-boxing functor

$$\blacksquare : \text{Circ}_{RLC} \rightarrow \text{FinRel}_k$$

we specify it separately on each kind of circuit element. Thus, on the first copy of \mathbb{R}^+ , corresponding to resistors, we set

$$\blacksquare(R) = \{(\phi_1, I_1, \phi_2, I_2) : \phi_2 - \phi_1 = RI_1, I_1 = I_2\}$$

as before. On the second copy we set

$$\blacksquare(L) = \{(\phi_1, I_1, \phi_2, I_2) : \phi_2 - \phi_1 = sLI_1, I_1 = I_2\}$$

and on the third we set

$$\blacksquare(C) = \{(\phi_1, I_1, \phi_2, I_2) : sC(\phi_2 - \phi_1) = I_1, I_1 = I_2\}.$$

We have:

Proposition 4.2.2. *If $f : m \rightarrow n$ is any morphism in Circ_{RLC} , the linear relation $\blacksquare(f) : (k \oplus k)^m \rightarrow (k \oplus k)^n$ is Lagrangian. We thus obtain a morphism of props*

$$\blacksquare : \text{Circ}_{RLC} \rightarrow \text{LagRel}_k$$

where $k = \mathbb{R}(s)$.

Proof. By Theorem 4.2.1 it suffices to check that the linear relations $\blacksquare(R)$, $\blacksquare(L)$ and $\blacksquare(C)$ are Lagrangian for any $R, L, C \in \mathbb{R}^+$. To do this, one can check that these relations are 2-dimensional isotropic subspaces of $\overline{(k \oplus k)} \oplus (k \oplus k)$. \square

A similar result was proved by Baez and Fong [5, 23] using different methods: decorated cospan categories rather than props. In their work, resistors, inductors and capacitors were subsumed in a mathematically more natural class of circuit elements. We can do something similar here. At the same time, we might as well generalize to an arbitrary field k and work with the prop Circ_k , meaning Circ_L where the label set L is taken to be k .

Definition 4.2.3. We call a morphism in Circ_k a **linear circuit**.

Engineers might instead call such a morphism a ‘passive’ linear circuit [5], but we will never need any other kind.

Theorem 4.2.4. *For any field k there exists a unique morphism of props*

$$\blacksquare: \text{Circ}_k \cong \text{FinCospan} + F(k) \rightarrow \text{LagRel}_k$$

such that $\blacksquare|_{\text{FinCospan}}$ is the composite

$$\text{FinCospan} \xrightarrow{H} \text{FinCorel} \xrightarrow{K} \text{LagRel}_k$$

and for each $Z \in k$, the linear Lagrangian relation

$$\blacksquare(Z): k \oplus k \rightarrow k \oplus k$$

is given by

$$\blacksquare(Z) = \{(\phi_1, I_1, \phi_2, I_2) : \phi_2 - \phi_1 = ZI_1, I_1 = I_2\}.$$

Proof. By Theorem 4.2.1 it suffices to check that $\blacksquare(Z)$ is a linear Lagrangian relation for any $Z \in k$. To do this, check that $\blacksquare(Z)$ is a 2-dimensional isotropic subspace of $\overline{(k \oplus k)} \oplus (k \oplus k)$. \square

In electrical engineering, Z is called the “impedance:” a circuit element with one input and one output has **impedance** Z if the voltage across it is Z times the current through it. Resistance is a special case of impedance. In particular, a perfectly conductive wire has impedance zero. Mathematically, this fact is reflected in an inclusion of props

$$\text{Circ} \hookrightarrow \text{Circ}_k$$

that sends the generator ℓ in $\text{Circ} \cong \text{FinCospan} + F(\{\ell\})$ to the generator $0 \in k$ in $\text{Circ} \cong \text{FinCospan} + F(k)$, while it is the identity on FinCospan . Black-boxing for linear circuits then extends black-boxing as previously defined for circuits of ideal conductive wires. That is, we have a commutative triangle:

$$\begin{array}{ccc} \text{Circ} & & \\ \downarrow & \searrow \blacksquare & \\ \text{Circ}_k & \xrightarrow{\blacksquare} & \text{LagRel}_k. \end{array} \quad (4.1)$$

4.3 Signal-flow diagrams

Control theory is the branch of engineering that studies the behavior of open dynamical systems: that is, systems with inputs and outputs. Control theorists have intensively studied *linear* open dynamical systems, and they specify these using signal-flow diagrams. We now know that signal-flow diagrams are a syntax for linear relations. In other words, we can see signal-flow diagrams as morphisms in a free prop that maps onto the prop of linear relations, FinRel_k . This is a nice example of functorial semantics drawn from engineering.

The machinery of props lets us map circuit diagrams to signal-flow diagrams in a manner compatible with composition, addressing a problem raised by Willems [52]. To do this, because circuits as we have defined them obey some nontrivial equations, while the prop of signal-flow diagrams is free, we need to introduce free props that map onto Circ and Circ_k .

In Section 3.4 we discussed this presentation of FinRel_k :

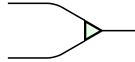
$$F(E_k) \xrightarrow[\rho_k]{\lambda_k} F(\Sigma) + F(\Sigma) + F(k) \xrightarrow{\square} \text{FinRel}_k.$$

The morphisms in the free prop $F(\Sigma) + F(\Sigma) + F(k)$ can be drawn as string diagrams, and these roughly match what control theorists call signal-flow diagrams. So, we make the following definition:

Definition 4.3.1. Define **SigFlow_k** to be $F(\Sigma) + F(\Sigma) + F(k)$. We call a morphism in SigFlow_k a **signal-flow diagram**.

The prop SigFlow_k is free on eight generators together with one generator for each element of k . The meaning of these generators is best understood in terms of the linear relations they are mapped to under \square . We discussed those linear relations in Section 4.1. So, we give the generators of SigFlow_k the same names. Baez and Erbele also drew pictures of them, loosely modeled after the notation in signal-flow diagrams [4]. Recall that the generators of the first copy of $F(\Sigma)$ are:

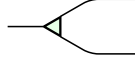
- **coduplication**, $\Delta^\dagger: 2 \rightarrow 1$



- **codeletion**, $!^\dagger: 0 \rightarrow 1$



- **duplication**, $\Delta: 1 \rightarrow 2$



- **deletion**, $!: 1 \rightarrow 1$



The generators of the second copy of $F(\Sigma)$ are:

- **addition**, $+: 2 \rightarrow 1$



- **coaddition**, $+\dagger: 1 \rightarrow 2$



- **zero**, $0: 0 \rightarrow 1$

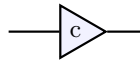


- **cozero**, $0^\dagger: 1 \rightarrow 0$



The generators of $F(k)$ are:

- for each $c \in k$, **scalar multiplication**, $c: 1 \rightarrow 1$



Since SigFlow_k is a free prop, while Circ_k is not, there is no useful morphism of props from Circ_k to SigFlow_k . However, there is a free prop $\widetilde{\text{Circ}}_k$ having Circ_k as a quotient, and a morphism from this free prop to SigFlow_k . This morphism lifts the black-boxing functor described in Theorem 4.2.4 to a morphism between free props.

Definition 4.3.2. For any set L define the prop $\widetilde{\text{Circ}}_L$ by

$$\widetilde{\text{Circ}}_L = F(\Sigma) + F(L).$$

Here L stands for the signature with one unary operation for each element of L while Σ is the signature with elements $m: 2 \rightarrow 1, i: 0 \rightarrow 1, d: 1 \rightarrow 2$ and $e: 1 \rightarrow 0$.

In Example 2.3.6 we saw this presentation for FinCospan :

$$F(E) \xrightarrow[\rho]{\lambda} F(\Sigma) \longrightarrow \text{FinCospan}$$

where the equations in E are the laws for a special commutative Frobenius monoid. In the proof of Proposition 3.2.8 we derived this presentation for Circ_L :

$$F(E) \xrightarrow[\iota\rho]{\iota\lambda} F(\Sigma) + F(L) \longrightarrow \text{FinCospan} + F(L) \cong \text{Circ}_L$$

where ι is the inclusion of $F(\Sigma)$ in $F(\Sigma) + F(L)$. Since $F(\Sigma) + F(k) = \widetilde{\text{Circ}}_k$, we can rewrite this as

$$F(E) \xrightarrow[\iota\rho]{\iota\lambda} \widetilde{\text{Circ}}_L \longrightarrow \text{Circ}_L$$

The last arrow here, which we call $P: \widetilde{\text{Circ}}_L \rightarrow \text{Circ}_L$, imposes the laws of a special commutative Frobenius monoid on the object 1.

The most important case of this construction is when L is some field k :

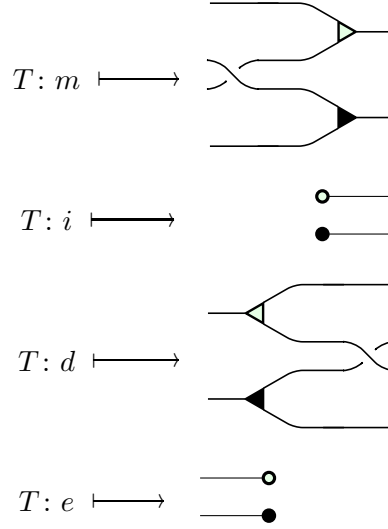
Theorem 4.3.3. *For any field k , there is a strict symmetric monoidal functor $T: \widetilde{\text{Circ}}_k \rightarrow \text{SigFlow}_k$ giving a commutative square of strict symmetric monoidal functors*

$$\begin{array}{ccccc} \widetilde{\text{Circ}}_k & \xrightarrow{P} & \text{Circ}_k & \xrightarrow{\blacksquare} & \text{LagRel}_k \\ T \downarrow & & & & \downarrow \\ \text{SigFlow}_k & \xrightarrow{\square} & & & \text{FinRel}_k \end{array}$$

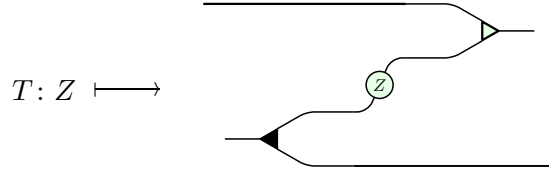
The horizontal arrows in this diagram are morphisms of props. The vertical ones are not, because they send the object 1 to the object 2.

Proof. We define the strict symmetric monoidal functor $T: \widetilde{\text{Circ}}_k \rightarrow \text{SigFlow}_k$ as follows. It sends the object 1 to 2 and has the following action on the generating morphisms of

$$\widetilde{\text{Circ}}_k = F(\Sigma) + F(k):$$



and for each element $Z \in k$,



where we use string diagram notation for morphisms in SigFlow_k . To check that T with these properties exists and is unique, let $\text{SigFlow}_k^{\text{ev}}$ be the full subcategory of SigFlow_k whose objects are even natural numbers. This becomes a prop if we rename each object $2n$, calling it n . Then, since $\widetilde{\text{Circ}}_k$ is free, there exists a unique morphism of props $T: \widetilde{\text{Circ}}_k \rightarrow \text{SigFlow}_k^{\text{ev}}$ defined on generators as above. Since $\text{SigFlow}_k^{\text{ev}}$ is a symmetric monoidal subcategory of SigFlow_k , we can reinterpret T as a strict symmetric monoidal functor $T: \widetilde{\text{Circ}}_k \rightarrow \text{SigFlow}_k$, and this too is uniquely determined by its action on the generators.

To prove that the square in the statement of the theorem commutes, it suffices to check it on the generators of $\widetilde{\text{Circ}}_k$. For this we use the properties of black-boxing stated in

Theorem 4.2.4. First, note that these morphisms in SigFlow_k :

$$\begin{aligned}
T(m) &= \text{Diagram of multiplication morphism } T(m) \\
T(i) &= \text{Diagram of unit morphism } T(i) \\
T(d) &= \text{Diagram of comultiplication morphism } T(d) \\
T(e) &= \text{Diagram of counit morphism } T(e)
\end{aligned}$$

are mapped by \square to the same multiplication, unit, comultiplication and counit on $k \oplus k$ as given by $\blacksquare(m), \blacksquare(i), \blacksquare(d)$ and $\blacksquare(e)$. Namely, these four linear relations make $k \oplus k$ into Frobenius monoid where the first copy of k has the duplicative Frobenius structure and the second copy has the additive Frobenius structure. Second, note that the morphism

$$T(Z) = \text{Diagram of morphism } T(Z)$$

in SigFlow_k is mapped by \square to the linear relation

$$\{(\phi_1, I_1, \phi_2, I_2) : \phi_2 - \phi_1 = ZI_1, I_1 = I_2\},$$

while Theorem 4.2.4 states that $\blacksquare(Z)$ is the same relation, viewed as a Lagrangian linear relation. \square

Recall that when $L = \{\ell\}$, we call Circ_L simply Circ . We have seen that the map $\{\ell\} \rightarrow k$ sending ℓ to 0 induces a morphism of props $\text{Circ} \hookrightarrow \text{Circ}_k$, which expresses how circuits of perfectly conductive wires are a special case of linear circuits. We can define a morphism of props $\widetilde{\text{Circ}} \hookrightarrow \widetilde{\text{Circ}}_k$ in an analogous way. Due to the naturality of the above

construction, we obtain a commutative square

$$\begin{array}{ccc} \widetilde{\text{Circ}} & \xrightarrow{P} & \text{Circ} \\ \downarrow & & \downarrow \\ \widetilde{\text{Circ}}_k & \xrightarrow{P} & \text{Circ}_k \end{array}$$

We can combine this with the commutative square in Theorem 4.3.3 and the commutative triangle in Equation 4.1, which expands to a square when we use the definition of black-boxing for circuits of perfectly conductive wires. The resulting diagram summarizes the relationship between linear circuits, cospans, corelations, and signal-flow diagrams:

$$\begin{array}{ccccccc} \widetilde{\text{Circ}} & \xrightarrow{P} & \text{Circ} & \xrightarrow{H'} & \text{FinCospan} & \xrightarrow{H} & \text{FinCorel} \\ \downarrow & & \downarrow & & & & \downarrow K \\ \widetilde{\text{Circ}}_k & \xrightarrow{P} & \text{Circ}_k & \xrightarrow{\quad \blacksquare \quad} & & & \text{LagRel}_k \\ \downarrow T & & & & & & \downarrow \\ \text{SigFlow}_k & \xrightarrow{\quad \square \quad} & & & & & \text{FinRel}_k \end{array}$$

In conclusion, we warn the reader that Erbele [18] uses a different definition of SigFlow_k . His prop with this name is free on the following generators:

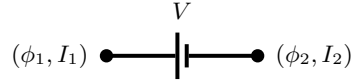
- addition, $+: 2 \rightarrow 1$
- zero, $0: 0 \rightarrow 1$
- duplication, $\Delta: 1 \rightarrow 2$
- deletion, $!: 1 \rightarrow 0$
- for each $c \in k$, scalar multiplication $c: 1 \rightarrow 1$
- the cup, $\cup: 2 \rightarrow 0$
- the cap, $\cap: 0 \rightarrow 2$

The main advantage is that string diagrams for morphisms in his prop more closely resemble the signal-flow diagrams actually drawn by control theorists; however, see his discussion of some subtleties. All the results above can easily be adapted to Erbele's definition.

4.4 Voltage and current sources

In the previous work on electrical circuits by Baez and Fong [5], batteries were not included. Resistors, capacitors, and inductors define linear relations between potential and current. Batteries, also known as “voltage sources,” define *affine* relations between these quantities. The same is true of current sources. Thus, to handle these additional circuit elements, we need a black-boxing functor that takes values in a different prop. The ease with which we can do this illustrates the flexibility of working with props. In what follows, we continue to work over an arbitrary field k , which in electrical engineering is either \mathbb{R} or $\mathbb{R}(s)$.

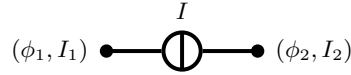
A voltage source is typically drawn as follows:



It sets the difference between the output and input potentials to a constant value $V \in k$. Thus, to define a black-boxing functor for voltage sources, we want to set

$$\blacksquare(V) = \{(\phi_1, I_1, \phi_2, I_2) : \phi_2 - \phi_1 = V, I_1 = I_2\}.$$

Similarly, a current source is drawn as



and it fixes the current at both input and output to a constant value I , giving this relation:

$$\blacksquare(I) = \{(\phi_1, I_1, \phi_2, I_2) : I_1 = I_2 = I\}.$$

We could define a black-boxing functor suitable for voltage and current sources by using a prop where the morphisms $f : m \rightarrow n$ are arbitrary relations from $(k \oplus k)^m$ to $(k \oplus k)^n$. However, the relations shown above are better than average. First, they are ‘affine relations’: that is, translates of linear subspaces of $(k \oplus k)^m \oplus (k \oplus k)^n$. For voltage sources we have

$$\blacksquare(V) = (0, 0, V, 0) + \{(\phi_1, I_1, \phi_1, I_1)\}$$

and for current sources we have

$$\blacksquare(I) = (I, 0, I, 0) + \{(\phi_1, 0, \phi_2, 0)\}.$$

Second, these affine relations are ‘Lagrangian’: that is, they are translates of Lagrangian linear relations.

Thus, we proceed as follows:

Definition 4.4.1. Given symplectic vector spaces (V, ω) and (V', ω') , an **Lagrangian affine relation** $R: V \rightarrowtail V'$ is an affine subspace $R \subseteq \overline{V} \oplus V'$ that is also a Lagrangian subvariety of $\overline{V} \oplus V'$.

Here recall that a subset A of a vector space is said to be an **affine subspace** if it is closed under affine linear combinations: if $a, a' \in A$ then so is $ta + (1 - t)a'$ for all $t \in \mathbb{R}$. A subvariety $R \subseteq \overline{V} \oplus V'$ is said to be **Lagrangian** if each of its tangent spaces, when identified with a linear subspace of $\overline{V} \oplus V'$, is Lagrangian. If R is an affine subspace of $\overline{V} \oplus V'$ it is automatically a subvariety, and it is either empty or a translate $L + (v, v')$ of some linear subspace $L \subseteq \overline{V} \oplus V'$. In the latter case all its tangent spaces become the same when identified with linear subspaces of $\overline{V} \oplus V'$: they are all simply L . We thus have:

Proposition 4.4.2. *Given symplectic vector spaces (V, ω) and (V', ω') , any Lagrangian affine relation $R: V \rightarrowtail V'$ is either empty or a translate of a Lagrangian linear relation.*

This allows us to construct the following category:

Proposition 4.4.3. *There is a category where the objects are symplectic vector spaces, the morphisms are Lagrangian affine relations, and composition is the usual composition of relations. This is a symmetric monoidal subcategory of the category of sets and relations with the symmetric monoidal structure coming from the cartesian product of sets.*

Proof. It suffices to check that morphisms are closed under composition and tensor product and that the braiding is a Lagrangian affine relation. Let $R: U \rightarrowtail V$ and $S: V \rightarrowtail W$ be two Lagrangian affine relations. If the composite SR is empty then we are done, so suppose it is not. Thus there exist $u \in U, v \in V, w \in W$ such that $(u, v) \in R, (v, w) \in S$, and $(u, w) \in SR$. Consider the subspaces $-(u, v) + R = L$ and $-(v, w) + S = M$. These are both affine subspaces containing the origin and thus are linear subspaces. Since R and S are Lagrangian affine subspaces so are their translates L and M , so these are Lagrangian linear relations from U to W . It follows that $ML: V \rightarrowtail W$ is a Lagrangian linear relation. We claim that $SR = (u, w) + ML$ so that morphisms in our proposed category are closed

under composition. First write $R = L + (u, v)$ and $S = M + (v, w)$ so that

$$\begin{aligned}
SR &= \{(x, z) | \exists y \in V \text{ s.t. } (x, y) \in R \text{ and } (y, z) \in S\} \\
&= \{(x, z) | \exists y \in V \text{ s.t. } (x, y) \in L + (u, v) \text{ and } (y, z) \in M + (v, w)\} \\
&= \{(x, z) | \exists y \in V \text{ s.t. } \begin{array}{ll} x = l_1 + u & y = m_1 + v \\ y = l_2 + v & z = m_2 + w \end{array} \\
&\quad (l_1, l_2) \in L \quad (m_1, m_2) \in M\}
\end{aligned}$$

which gives us that $l_2 = m_1$ so finally we have

$$\begin{aligned}
SR &= \{(l_1 + u, m_2 + w) | \exists l_2 \in V \text{ s.t. } (l_1, l_2) \in L \text{ and } (l_2, m_2) \in M\} \\
&= (u, w) + ML
\end{aligned}$$

as desired.

The tensor product of Lagrangian affine relations $R: U \rightarrowtail V$ and $R': U' \rightarrowtail V'$ is given by

$$R \oplus R' = \{(u, u', v, v') : (u, v) \in R, (u', v') \in R'\} : U \oplus U' \rightarrowtail V \oplus V',$$

and this is a Lagrangian affine relation because it is a translate of a Lagrangian linear relation. Finally, note that the braiding morphism $B_{U,V}: U \oplus V \rightarrowtail V \oplus U$ defined by $B_{U,V} = \{(u, v, v, u) | u \in U, v \in V\}$ is a Lagrangian relation so it is an affine Lagrangian relation. \square

By Proposition 2.2.2, the above symmetric monoidal category is equivalent to the following prop:

Definition 4.4.4. Let $\mathbf{AffLagRel}_k$ be the prop where a morphism $f: m \rightarrow n$ is an affine Lagrangian relation from $(k \oplus k)^m$ to $(k \oplus k)^n$, composition is the usual composition of relations, and the symmetric monoidal structure is given as above.

We can extend the black-boxing functor from linear circuits to a circuits that include voltage and/or current sources. The target of this extended black-boxing functor will be, not \mathbf{LagRel}_k , but $\mathbf{AffLagRel}_k$.

Theorem 4.4.5. *For any field k and label set L , there exists a unique morphism of props*

$$\blacksquare: \mathbf{Circ}_L \cong \mathbf{FinCospan} + F(L) \rightarrow \mathbf{AffLagRel}_k$$

such that $\blacksquare|_{\text{FinCospan}}$ is the composite

$$\text{FinCospan} \xrightarrow{H} \text{FinCorel} \xrightarrow{K} \text{LagRel}_k \hookrightarrow \text{AffLagRel}_k$$

and $\blacksquare|_{F(L)}$ maps each $\ell \in L$ to an arbitrarily chosen Lagrangian affine relation from $k \oplus k$ to itself.

Proof. The proof mimics that of Theorem 4.2.1. □

Using the formulas given above for the relations between potentials and currents for voltage sources and current sources, we can use this theorem to define black-boxing functors for circuits that include these additional circuit elements. A similar strategy can be used to define black-boxing for circuits containing other nonlinear circuit elements, such as transistors. We merely need to expand the target of this black-boxing functor to include all the relations between potentials and currents that arise.

Chapter 5

Bond graphs

In this chapter we study bond graphs, which are another diagrammatic tool used by engineers. Recall that a bond graph consists of edges called bonds which are connected to one another via 1-junctions and 0-junctions. Although bonds go between ports we do not draw the ports since neither do engineers. Also, recall that each bond is associated with a pair of real numbers called effort, E , and flow, F , where effort is a generalization of voltage and flow is a generalization of current. We adopt a notion of inputs and outputs for bond graphs where think of effort and flow as going from left to right. That is, bonds which go into a junction from the left are inputs while bonds going out to the right are outputs.

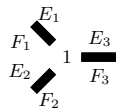
The 1-junction puts the associated bonds into a “series” connection. A 1-junction with n bonds, where k are inputs and $n - k$ are outputs, imposes the equations

$$\sum_{i=1}^k E_i = \sum_{i=k+1}^n E_i$$

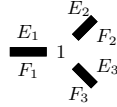
and

$$F_1 = F_2 = \dots = F_n$$

In other words the sum of efforts going into a 1-junction is equal to the sum of efforts going out while all of the flows are equal. These equations come from using a different convention than what engineers use, but this does not cause any issues. As an example consider the following 1-junction with 3 bonds:



Since there are 3 bonds and thus 3 ports this is sometimes called a “3-port” while a junction with n bonds is sometimes called an “ n -port.” Using our convention the efforts obey the equation $E_1 + E_2 = E_3$. Meanwhile the flows obey the equation $F_1 = F_2 = F_3$. We say that this 1-junction adds efforts and coduplicates flows. We may also turn this picture around to get another 1-junction with one input and two outputs:



We say that this junction coadds effort and duplicates flow since now $E_1 = E_2 + E_3$ and $F_1 = F_2 = F_3$.

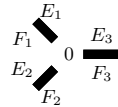
The other type of junction is the 0-junction, i.e. the “parallel” junction. A 0-junction with n bonds, where k are inputs and $n - k$ are outputs, imposes the equations

$$\sum_{i=1}^k F_i = \sum_{i=k+1}^n F_i = 0$$

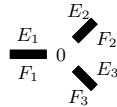
and

$$E_1 = E_2 = \dots = E_n.$$

When there are 3 bonds this junction is drawn as follows:



Now $F_1 + F_2 = F_3$ and $E_1 = E_2 = E_3$ so we say that this junction adds flow and coduplicates effort. Similarly, the reflected 0-junction coadds flow and duplicates effort. This is drawn as:



and imposes equations $F_1 = F_2 + F_3$ and $E_1 = E_2 = E_3$.

These four junctions can be stuck together in various ways to make larger bond graphs. There are also rules for simplifying bond graphs that are derived from the equations above. However, some bond graphs never appear in the engineering literature though one

could imagine drawing them. This is typically because the result is trivial or does not have a useful physical interpretation in electrical engineering. One simple example is the following:



Viewing this as the composite of some 2-output morphism and some 2-input morphism presents a mild roadblock. Since in a category we cannot arbitrarily stop compatible morphisms from composing, such a bond graph must be given meaning. Also, there are no junctions with fewer than 3 total inputs and outputs, but with some experience using bond graphs one can imagine constructing such junctions. To overcome these obstacles we construct a prop BondGraph such that:

- (1) BondGraph has generating morphisms corresponding to 1-junctions and 0-junctions for $n = 3$ and $n = 1$.
- (2) The morphisms in BondGraph obey relations that can be derived from the equations governing the junctions.
- (3) There is a functor assigning to any morphism in BondGraph a Lagrangian subspace of efforts and flows consistent with equations governing junctions.
- (4) There is also a functor assigning to any morphism in BondGraph a Lagrangian subspace of potentials and currents consistent with the laws governing potential and current along wires.

More explicitly, this means that the prop BondGraph shall have two generators of type $(2, 1)$ and two of type $(1, 2)$, as well as two of type $(0, 1)$ and two of type $(1, 0)$. Thus one may wonder about morphisms corresponding to junctions that have either two bonds or no bonds, i.e when $n = 0$ or $n = 2$. Since BondGraph is a prop we can build such morphisms as long as we have the proper relations. For example, the extra law dictates that the only junction between no ports is the junction that does nothing. The $n = 2$ case corresponds to either the identity morphism due to the special law, or different kinds of caps and cups. The functors in 3) and 4) suggest two ways of defining the category BondGraph . Neither approach succeeds, but putting them together we can succeed in defining this category.

In our first attempt at defining BondGraph we look more closely at the object 2 in FinCorel , where now we think of FinCorel as the category whose morphisms are circuits

made only of perfectly conductive wire. We can do this because the functor $K : \text{FinCorel} \rightarrow \text{LagRel}_k$ in Proposition 4.1.7 completely determines the behavior of a circuit made only of perfectly conductive wires. The reason we look at the object 2 is that in this view the object 1 is seen as a single terminal. Since bonds go between pairs of terminals where current on one terminal is equal and opposite to current on the other, it makes sense to think of 2 as the end of a bond, i.e. a port.

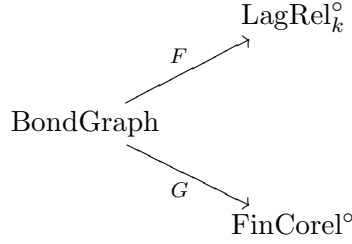
We equip the object 2 in FinCorel with two different Frobenius monoid structures. The first Frobenius monoid has a multiplication and comultiplication that behave similarly to 1-junctions. Due to this we think of the unit and counit of this Frobenius monoid as being unary versions of 1-junctions. The other Frobenius monoid has a multiplication and comultiplication that behave similarly to 0-junctions, so we also think of the unit and counit here as unary versions of 0-junctions. The overall idea is that by thinking of the object 2 as a pair of terminals, the two Frobenius structures on 2 correspond with 1- and 0-junctions together with unary versions.

However, we quickly see that this method is not the way to define BondGraph , although we still get an idea as to what properties BondGraph should have. There are some equations that hold between morphisms coming from these Frobenius monoids which do not hold between the corresponding bond graphs. This approach culminates with the definition of FinCorel° , which is the subcategory of FinCorel generated by the two aforementioned Frobenius structures.

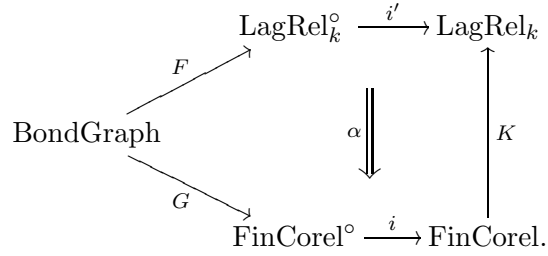
In our second attempt to define BondGraph we look at the category LagRel_k where there some morphisms coming from Frobenius monoids that also seem to correspond to 1- and 0-junctions. This is expected since a bond graph is automatically associated with a Lagrangian subspace. However once again some issues arise; there are equations that hold between some of the Lagrangian relations which do not hold between corresponding bond graphs. Thus instead of defining BondGraph using the Frobenius structures in LagRel_k we define another prop LagRel_k° using them.

Finally, we notice that FinCorel° and LagRel_k° actually have corresponding generators together with many corresponding equations. We define BondGraph to be the prop generated by morphisms corresponding to the generators of FinCorel° and LagRel_k° , obeying the equations found in both FinCorel° and LagRel_k° . This definition lets us define two

functors out of BondGraph:




The functor G equips a bond graph with the behavior of a circuit by composing with $K: \text{FinCorel} \rightarrow \text{LagRel}_k$, while F equips a bond graph with the behavior of a bond graph in terms of effort and flow. Lastly, we show in Theorem 5.4.4 that there is a natural transformation between these two functors which comes from the relationship between effort, flow, potential, and current given by the equations $V = \phi_2 - \phi_1$ and $I = I_1 = -I_2$. All of this is summarized in the following diagram:



5.1 1- and 0-junctions

The first Frobenius monoid structure on the object 2 arises naturally as a monad constructed from an adjunction. We shall see that the multiplication and comultiplication morphisms associated to this Frobenius monoid resemble 1-junctions because of the relations obeyed. Later, we apply the functor $K: \text{FinCorel} \rightarrow \text{LagRel}_k$ to these morphisms, and see that they are mapped to the behaviors corresponding to 1-junctions. This is a more definitive reason for the association.

First recall the generators of FinCorel .



Also, recall that the object 1 in FinCorel is self-dual, where the two morphisms $d \circ i: 0 \rightarrow 2$

and $e \circ m: 2 \rightarrow 0$ are the unit and counit. We draw these two composites as follows:

$$\begin{aligned} \cup &:= \bullet \text{---} \cup = d \circ i: 0 \rightarrow 2 \\ \cap &:= \cap \text{---} \bullet = e \circ m: 0 \rightarrow 2 \end{aligned}$$

Finally, recall that these morphisms obey the zig-zag identities:

$$\text{S} = \text{---} = \text{Z}$$

As a result of obeying the zig-zag identities, the two morphisms form an adjunction in FinCorel , viewed as a one-object 2-category. Now recall that from any adjunction one can construct a monad [46]. For us this makes 2 in FinCorel into a monoid with the morphisms $\text{id}_1 + (e \circ m) + \text{id}_1: 4 \rightarrow 2$ and $d \circ i: 0 \rightarrow 2$, acting as multiplication and the unit respectively. These are drawn as follows:

$$\begin{aligned} m_2 &:= \text{---} \cup \cup = \text{id}_1 + (e \circ m) + \text{id}_1: 4 \rightarrow 2 \\ i_2 &:= \cup = d \circ i: 0 \rightarrow 2 \end{aligned}$$

Although the way in which $(2, m_2, i_2)$ forms a monoid is well known, we give the diagrammatic proof using our string diagrams in FinCorel for completeness. Associativity follows from only the monoidal structure of FinCorel , while the left and right unit laws follow from the zig-zag identities governing adjunctions:

$$\begin{aligned} \text{---} \cup \cup \cup &= \text{---} \cup \cup = \text{---} \cup \cup \cup \\ \cup \cup &= = = \cup \cup \end{aligned}$$

Since FinCorel is dagger compact, 2 can also be made into a comonoid. First, we turn m_2 and i_2 around to get two more corelations which we call d_2 and e_2 . These are drawn

in the following way:

$$\begin{aligned}
 d_2 &= \text{fork} = \text{id}_1 + (d \circ i) + \text{id}_1 : 2 \rightarrow 4 \\
 e_2 &= \text{cup} = e \circ m : 0 \rightarrow 2
 \end{aligned}$$

and they give us a comonoid $(2, d_2, e_2)$:

$$\begin{aligned}
 &\text{fork} \circ \text{cup} = \text{fork} \circ \text{cup} = \text{fork} \circ \text{cup} \\
 &\text{cup} \circ \text{fork} = \text{cup} \circ \text{fork} = \text{cup} \circ \text{fork}
 \end{aligned}$$

On the other hand, 1-junctions impose equations which allow one to simplify and redraw bond graphs. These simplifications correspond to how the multiplication and comultiplication morphisms here interact. These laws are just a small part of the larger story: how the monoid $(2, m_2, i_2)$ interacts with the comonoid $(2, d_2, e_2)$.

Theorem 5.1.1. *The object $(2, m_2, i_2, d_2, e_2)$ in FinCorel is an extraspecial symmetric Frobenius monoid.*

Proof. We already have the monoid and comonoid structure so we begin with the Frobenius laws. These follow due only to the monoidal structure of FinCorel :

$$\text{fork} \circ \text{cup} = \text{fork} \circ \text{cup} = \text{fork} \circ \text{cup}$$

The other Frobenius law is proven in a similar manner. For the extraspecial structure, it is necessary to first show the extra property, $e_2 \circ i_2 = \text{id}_0$. This comes from first using the special property $m \circ d = \text{id}_1$ and then the extra property $i \circ e = \text{id}_0$:

$$\text{cup} \circ \text{fork} = \text{cup} \circ \text{fork} = \text{cup} \circ \text{fork} = \text{cup} \circ \text{fork}$$

Using this fact we can show the special property, $d_2 \circ m_2 = \text{id}_2$:

$$\text{Diagram of } d_2 \circ m_2 = \text{id}_2$$

Since the multiplication for 1 is commutative, it is also symmetric. We use this symmetric property to show the multiplication for 2 is also symmetric. We begin by using the symmetric property to remove one braiding. Then due to the naturality of the braiding we are able to remove another braiding. The last equation merely makes the picture look nicer.

$$\text{Diagram 1} = \text{Diagram 2} = \text{Diagram 3} = \text{Diagram 4}$$

We can further simplify this by using the naturality of the braiding again, which allows us to move the cup past the braiding. Since we are in a symmetric monoidal category we can then cancel the two braidings:

$$\text{Diagram 5} = \text{Diagram 6} \quad \square$$

Next we equip 2 with another Frobenius monoid structure through another very common construction. Recall that from a pair of monoids (X, m_X, i_X) and (Y, m_Y, i_Y) in a braided monoidal category, there is a standard way to make $X \otimes Y$ into a monoid with

$$(m_X \otimes m_Y) \circ (\text{id}_X \otimes B_{X,Y} \otimes \text{id}_Y): (X \otimes Y) \otimes (X \otimes Y) \rightarrow (X \otimes Y)$$

as multiplication and

$$i_X \otimes i_Y: I \rightarrow (X \otimes Y)$$

as the unit. Consider the object $1 + 1 = 2 \in \text{FinCorel}$ with the following morphisms:

$$\begin{aligned} \mu_2 &:= \text{Diagram} = (m + m) \circ (\text{id}_1 + B_{1,1} + \text{id}_1): 4 \rightarrow 2 \\ \iota_2 &:= \text{Diagram} = i + i: 0 \rightarrow 2 \end{aligned}$$

Then $(2, \mu_2, \iota_2)$ is a monoid in FinCorel . Since both monoids in this construction are $(1, m, i)$, our new monoid inherits the same properties that $(1, m, i)$ has. Using the dagger structure in FinCorel , we also obtain corelations δ_2 and ϵ_2 , which when drawn as string diagrams are reflections of μ_2 and ι_2 respectively:

$$\delta_2 := \text{diagram} = (\text{id}_1 + B_{1,1} + \text{id}_1) \circ (d + d): 2 \rightarrow 4$$

$$\epsilon_2 := \text{diagram} = e + e: 2 \rightarrow 0$$

Theorem 5.1.2. *The object $(2, \mu_2, \iota_2, \delta_2, \epsilon_2)$ in FinCorel is an extraspecial commutative Frobenius monoid.*

Proof. Each law is inherited from the extraspecial commutative Frobenius monoid 1 due to the naturality of the braiding. We start with the monoid laws:

$$\text{diagram} = \text{diagram}$$

$$\text{diagram} = \text{diagram} = \text{diagram}$$

Similarly we get a comonoid structure:

$$\text{diagram} = \text{diagram}$$

$$\text{diagram} = \text{diagram} = \text{diagram}$$

We next have the Frobenius laws:

$$\text{diagram} = \text{diagram} = \text{diagram}$$

Then we have the extra and special laws:

$$\text{diagram} =$$

$$\text{diagram} = \text{diagram}$$

Finally, we have commutativity:

$$\text{diagram} = \text{diagram} = \text{diagram}$$

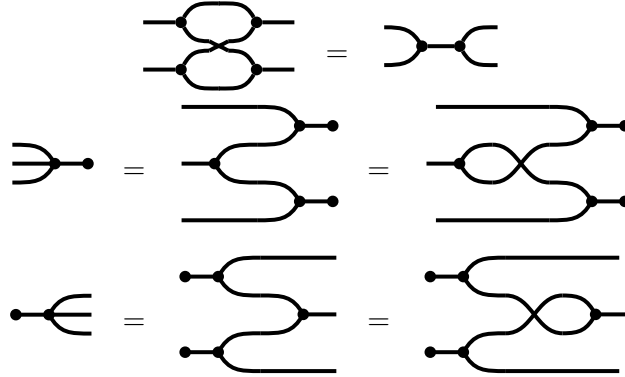
□

The equations imposed by 0-junctions let us simplify and redraw bond graphs. This Frobenius monoid perfectly captures the ways in which we can do so. Next we show that the way in which these two Frobenius monoids interact corresponds nicely to the way in which 1- and 0-junctions interact. However, we shall see some issues arise, which force us to consider a second approach.

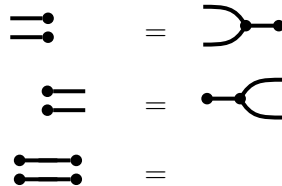
5.2 Bond graphs as corelations

We have found two Frobenius monoid structures on the object $2 \in \text{FinCorel}$, one related to 1-junctions and one related to 0-junctions. Surprisingly, the two structures $(2, m_2, i_2, d_2, e_2)$ and $(2, \mu_2, \iota_2, \delta_2, \epsilon_2)$ combine to form a pair of “weak bimonoids.” These were introduced by Pastro and Street in their work on quantum categories [36].

Definition 5.2.1. A **weak bimonoid** in a braided monoidal bicategory C is a pair consisting of a monoid (X, μ, ι) in C together with a comonoid (X, δ, ϵ) in C obeying:

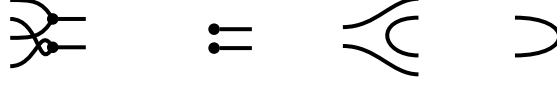


This differs from a **bimonoid**, where the second and third sets of equations are replaced by:



It is a fun exercise to show that every bimonoid is a weak bimonoid using string diagrams. Frobenius monoids and bimonoids are the more commonly studied structures that combine monoids and comonoids, while weak bimonoids are much newer. Pastro and Street also proved the following fact, which we use to show how our monoids interact.

Theorem 5.2.2 (Pastor, Street, [36]). *If X is a special commutative Frobenius monoid in a braided monoidal category then $X \otimes X$, equipped with the following morphisms, is a weak bimonoid:*



Since the Frobenius monoid $(1, m, i, d, e)$ is also commutative, we can replace the multiplication morphism with the following:



and the theorem still holds. This gives us a weak bimonoid, but since $(1, m, i, d, e)$ is an extraspecial commutative Frobenius monoid our weak bimonoid will obey some additional equations. In fact, because FinCorel is dagger compact there is a second weak bimonoid.

Theorem 5.2.3. *$(2, \mu_2, \iota_2, d_2, e_2)$ and $(2, m_2, i_2, \delta_2, \epsilon_2)$ are weak bimonoids. Additionally:*

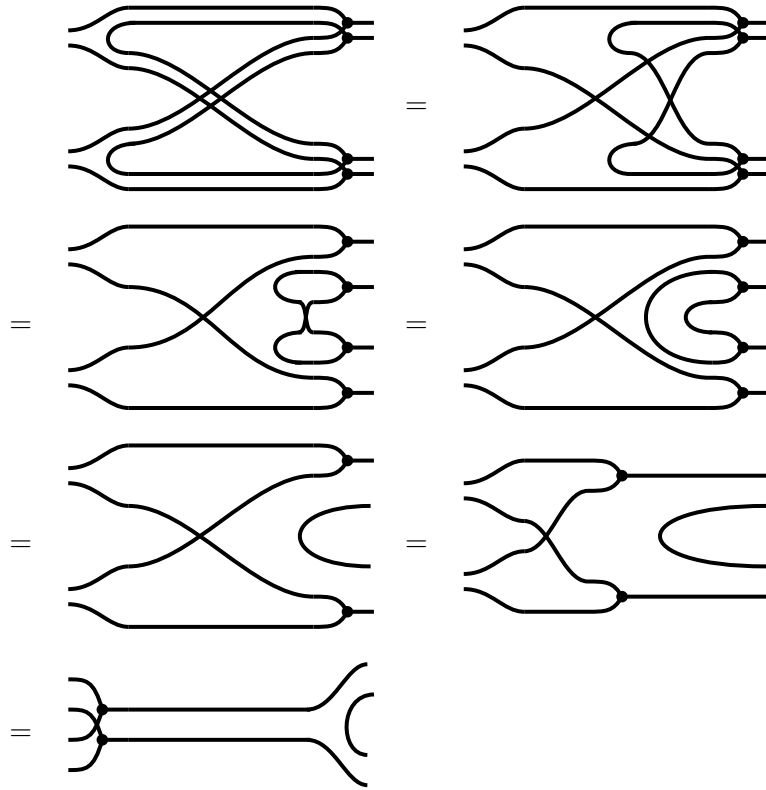
- *the extra law for both weak bimonoids holds: $\epsilon_2 \circ i_2 = \text{id}_0 = e_2 \circ \iota_2$*
- $m_2 \circ \delta_2 = \mu_2 \circ d_2$
- $(m_2 \circ \delta_2)^2 = m_2 \circ \delta_2$.

Proof. We first prove that $(2, \mu_2, \iota_2, d_2, e_2)$ is a weak bimonoid. Note that proving $(2, m_2, i_2, \delta_2, \epsilon_2)$ is a weak bimonoid amounts to the same thing. Our diagrammatic proofs are similar to those used by Pastor and Street [36].

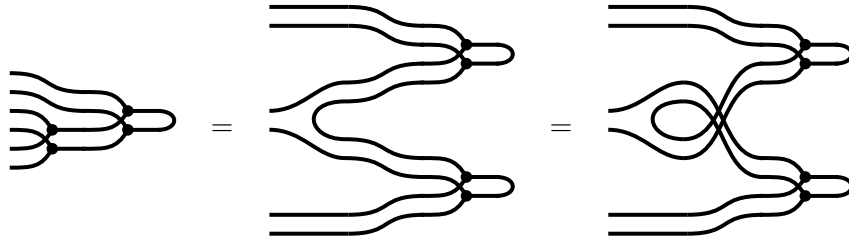
The first weak bimonoid law to show is:

$$(\mu_2 + \mu_2) \circ (\text{id}_2 + B_{2,2} + \text{id}_2) \circ (d_2 + d_2) = d_2 \circ \mu_2.$$

We begin by using the naturality of the braiding; then we use the cocommutativity of the comonoid $(1, d, e)$. Following this we use the Frobenius and special laws for $(1, m, i, d, e)$:

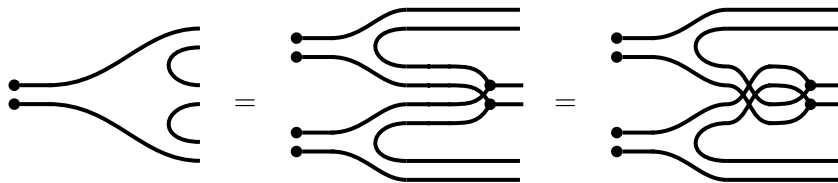


Next we have the other weak bimonoid laws:



The easiest way to see that these are true is to note that these are both corelations from 6 inputs to 0 outputs where all of the inputs are connected to each other. Thus they are both the partition with all inputs in the same part, and no outputs, so they are the same corelation.

The last weak bimonoid law is the following:



This comes from passing the two inner unit morphisms through the braiding and then using the unit laws to delete them. Then we merely have two caps in between two units as we want. This shows that $(2, \mu_2, \iota_2, d_2, e_2)$ is a weak bimonoid.

We prove only one of the extra laws, since the other is similar:

$$\begin{array}{c} \text{cup} \end{array} = \begin{array}{c} \text{cup with dot} \end{array} = \begin{array}{c} \text{line with dot} \end{array} =$$

We also have $m_2 \circ \delta_2 = d \circ m = \mu_2 \circ d_2$:

$$\begin{array}{c} \text{loop with 4 inputs} \end{array} = \begin{array}{c} \text{two cups} \end{array} = \begin{array}{c} \text{loop with 4 outputs} \end{array}$$

One way to see this is that these all describe the corelation from 2 to 2 where all of the inputs and outputs are in the same part. We may also understand this by noticing that commutativity allows the inner “loop” to be drawn as a cup or cap. Finally, $(m_2 \circ \delta_2)^2 = m_2 \circ \delta_2$, comes from $d \circ m$ being idempotent, since $d \circ m \circ d \circ m = d \circ id_2 \circ m = d \circ m$. It follows that $(\mu_2 \circ d_2)^2 = \mu_2 \circ d_2$. \square

The weak bimonoid laws encapsulate properties that are known to hold for interacting 1- and 0-junctions, including their unary versions. Unfortunately the law:

$$m_2 \circ \delta_2 = \mu_2 \circ d_2$$

is not a property that holds for bond graphs. It would indicate that a 0-junction followed by a 1-junction is equivalent to the composite in the other order, but this is not true for bond graphs.

However, it is still interesting to consider the following category.

Definition 5.2.4. Let FinCorel° be the symmetric monoidal subcategory of FinCorel whose objects are $0, 2, 4, \dots$ and whose morphisms are generated by composing and tensoring the morphisms:

$$\begin{array}{cccc} \text{cup} & \text{cap} & \text{cup with dot} & \text{line with dot} \\ \text{cup with dot} & \text{line with dot} & \text{cup} & \text{cap} \end{array}$$

i.e. the morphisms $\{m_2, i_2, \delta_2, e_2, \mu_2, \iota_2, d_2, e_2\}$ in FinCorel .

Note that FinCorel° is equivalent to a prop since the objects are generated by 2.

Conjecture 5.2.5. *The prop FinCorel° can be presented with 8 generators corresponding to $\{m_2, i_2, \delta_2, \epsilon_2, \mu_2, \iota_2, d_2, e_2\}$ and the equations shown in Theorem 5.1.1, Theorem 5.1.2, and Theorem 5.2.3.*

By definition, given a symmetric monoidal functor $F: \text{FinCorel}^\circ \rightarrow C$, the object $F(2)$ together with the associated morphisms obey the required equations. However, the converse is once again much more difficult to show.

In Proposition 5.4.2 we shall see how the functor $K: \text{FinCorel} \rightarrow \text{LagRel}_k$ acts on FinCorel° . For now we look back at some Frobenius monoids in LagRel_k that arise from the equations imposed by 1- and 0-junctions. These Frobenius monoids also come close to modelling bond graphs, but once again we get too many relations.

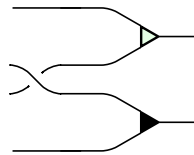
5.3 Bond graphs as Lagrangian relations

As we saw in Chapter 4, any circuit can be associated with a Lagrangian subspace of possible potential and current pairs, which is then called the “behavior” of the circuit. Similarly, a bond graph can be associated with a space of possible effort and flow pairs, which is called the behavior of the bond graph. These too are Lagrangian subspaces, and they come from the equations imposed by 1- and 0-junctions. Best of all, the Lagrangian subspaces associated to 1- and 0-junctions can all be written in terms of the *additive* and *duplicative* structures on the vector space k defined in Chapter 3.

The 0-junction with two inputs and one output determines the following Lagrangian subspace:

$$\Delta^\dagger \oplus + = \{(E_1, \dots, F_3) : E_1 = E_2 = E_3, F_1 + F_2 = F_3, \} : k^4 \rightarrow k^2.$$

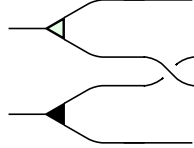
Here the efforts are coduplicated while the flows are added together. Recall that in Section 3.4 we used string diagrams to depict the additive and duplicative Frobenius structures in FinRel_k . Using these we draw the Lagrangian subspace as follows:



By switching the inputs and outputs we also have a Lagrangian subspace associated to a 0-junction with one input and two outputs:

$$\Delta \oplus +^\dagger = \{(E_1, \dots, F_3) : E_1 = E_2 = E_3, F_1 = F_2 + F_3\} : k^2 \rightarrowtail k^4.$$

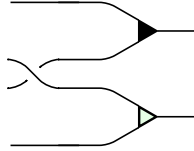
Again we may draw such a Lagrangian subspace with our string diagrams:



In a similar way, a 1-junction with two inputs and one outputs has corresponding Lagrangian subspace:

$$+ \oplus \Delta^\dagger = \{(E_1, \dots, F_3) : E_1 + E_2 = E_3, F_1 = F_2 = F_3\} : k^4 \rightarrowtail k^2$$

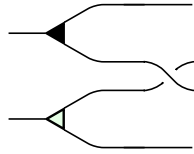
so that now efforts are added and flows are coduplicated. This is drawn as:



Similarly, the 1-junction with one input and two outputs has corresponding Lagrangian subspace:

$$+^\dagger \oplus \Delta = \{(E_1, \dots, F_3) : E_1 = E_2 + E_3, F_1 = F_2 = F_3\} : k^2 \rightarrowtail k^4$$

which may be drawn as:



Note that $(k \oplus k, \Delta^\dagger \oplus +, !^\dagger \oplus 0, \Delta \oplus +^\dagger, ! \oplus 0^\dagger)$ was the extraspecial commutative Frobenius monoid we used to define the black-boxing functor $\blacksquare : \text{Circ}_L \rightarrow \text{LagRel}_k$ in Theorem 4.2.1. Since the multiplication and comultiplication of this Frobenius monoid are the two Lagrangian subspaces associated to the two types of 0-junctions, a natural attempt at defining unary 0-junctions is using the unit and counit of this Frobenius monoid.

We draw the unit:

$$!^\dagger \oplus 0 = \{(E, F) : F = 0\} : \{0\} \rightharpoonup k^2$$

as:



We draw the counit:

$$! \oplus 0^\dagger = \{(E, F) : F = 0\} : k^2 \rightharpoonup \{0\}$$

as:



By tensoring the additive structure on the left with the duplicative structure on the right we construct another extraspecial commutative Frobenius monoid $(k \oplus k, + \oplus \Delta^\dagger, 0 \oplus !^\dagger, +^\dagger \oplus \Delta, 0^\dagger \oplus !)$. Here the multiplication and comultiplication are the Lagrangian subspaces associated to the two types of 1-junctions. Thus it is natural to try defining unary 1-junctions using the unit and counit for this Frobenius monoid.

The unit:

$$0 \oplus !^\dagger = \{(E, F) : E = 0\} : \{0\} \rightharpoonup k^2$$

is drawn as:



The counit:

$$0^\dagger \oplus ! = \{(E, F) : E = 0\} : k^2 \rightharpoonup \{0\}$$

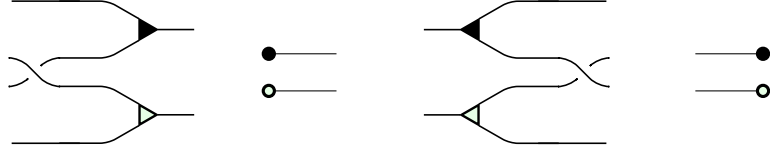
is drawn as:



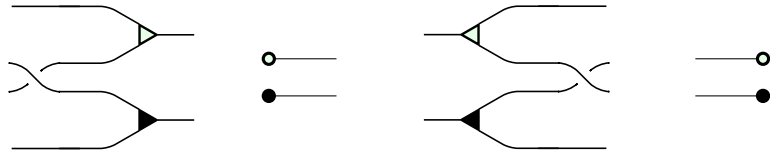
Since the multiplications and comultiplications for the two Frobenius monoids come from the equations that define 0- and 1-junctions it is no surprise that they correspond to these junctions. However, when the morphisms from the two Frobenius monoids interact something unexpected occurs. We get equations that are too strong.

Theorem 5.3.1. *We have two extraspecial commutative Frobenius monoids*

- $(k \oplus k, + \oplus \Delta^\dagger, 0 \oplus !^\dagger, +^\dagger \oplus \Delta, 0^\dagger \oplus !)$

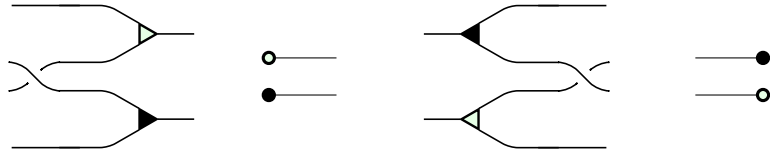


- $(k \oplus k, \Delta^\dagger \oplus +, !^\dagger \oplus 0, \Delta \oplus +^\dagger, ! \oplus 0^\dagger)$

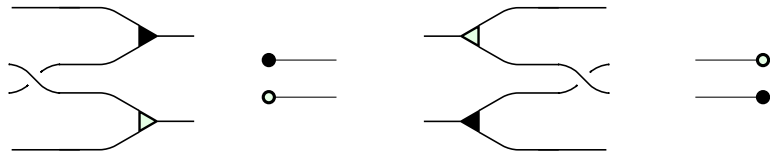


which come together as two bimonoids

- $(k \oplus k, \Delta^\dagger \oplus +, !^\dagger \oplus 0, +^\dagger \oplus \Delta, 0^\dagger \oplus !)$



- $(k \oplus k, + \oplus \Delta^\dagger, 0 \oplus !^\dagger, \Delta \oplus +^\dagger, ! \oplus 0^\dagger)$.



Additionally:

$$(\Delta^\dagger \oplus +) \circ (+^\dagger \oplus \Delta) = ((+ \oplus \Delta^\dagger) \circ (\Delta \oplus +^\dagger))^{-1}$$

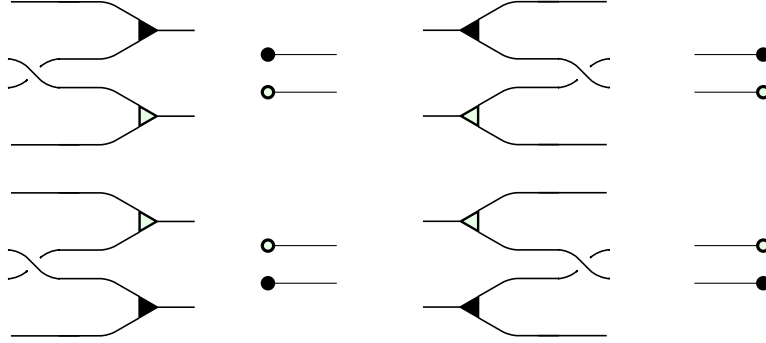
Proof. These facts follow from relations shown by Bonchi, Sobociński, and Zanasi [9]. \square

We define another category using the above ideas.

Definition 5.3.2. Let LagRel_k° be the subcategory of LagRel_k generated by the 8 morphisms:

$$(+ \oplus \Delta^\dagger, 0 \oplus !^\dagger, +^\dagger \oplus \Delta, 0^\dagger \oplus !, \Delta^\dagger \oplus +, !^\dagger \oplus 0, \Delta \oplus +^\dagger, ! \oplus 0^\dagger)$$

which are drawn as:



Note that LagRel_k° is equivalent to a prop. Henceforth we refer to this prop as LagRel_k° .

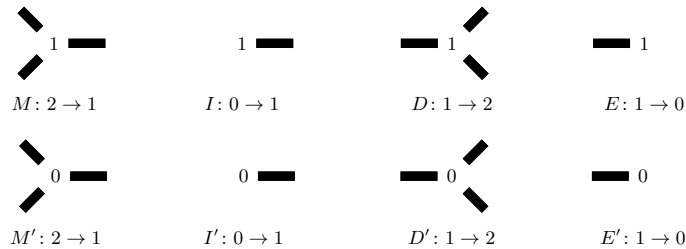
Conjecture 5.3.3. *We conjecture that LagRel_k° is presented by generators and equations corresponding to Theorem 5.3.1.*

To summarize the two approaches we say that FinCorel° correctly captures the interaction between 1- and 0-junctions, while LagRel_k° correctly captures the behavior of each junction separately.

5.4 The prop of bond graphs

Using the framework of props we can describe a category having only the equations that appear in both FinCorel° and LagRel_k° . Since these two props have a correspondence between generators as well as many overlapping equations, this is easy enough to do.

Definition 5.4.1. Let BondGraph be the prop generated by the 8 morphisms:

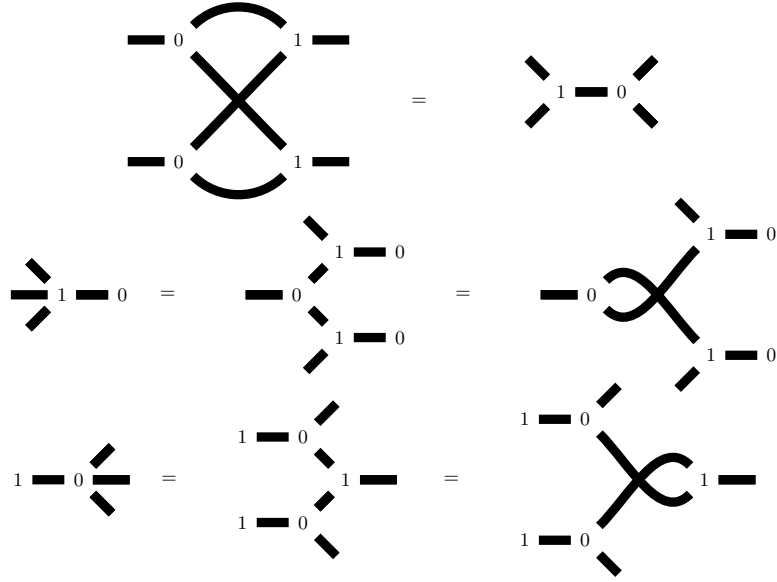


- $(1, M, I, D, E)$ is an extraspecial symmetric Frobenius monoid.

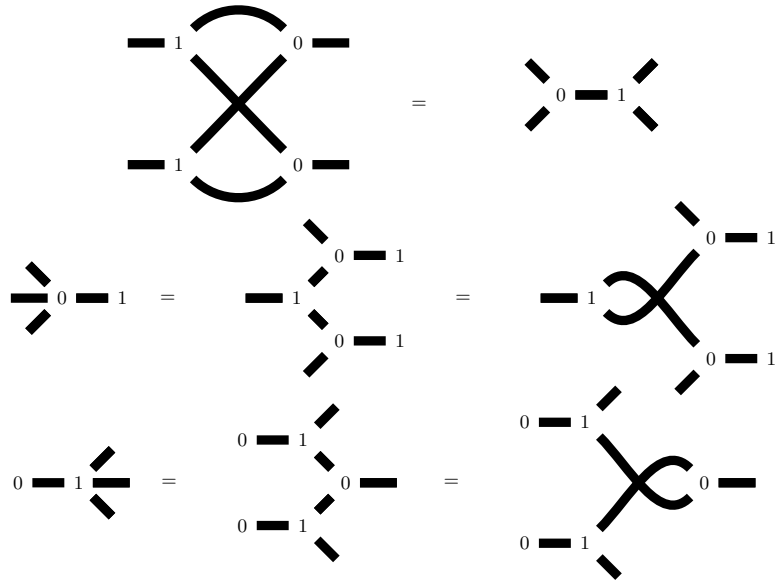
- $(1, M', I', D', E')$ is an extraspecial symmetric Frobenius monoid.

95

- $(1, M, I, D', E')$ is a weak bimonoid.



- $(1, M', I', D, E)$ is a weak bimonoid.

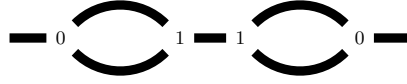


- $E \circ I' = \text{id}_0 = E' \circ I$

$$1 \text{ ————— } 0 = = 0 \text{ ————— } 1$$

- $(M' \circ D \circ M \circ D')^2 = M' \circ D \circ M \circ D'$

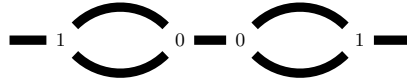
I.e., this morphism:



is idempotent.

- $(M \circ D' \circ M' \circ D)^2 = M \circ D' \circ M' \circ D$

I.e., this morphism:



is idempotent.

Further, we equip BondGraph with a dagger structure where if $f: m \rightarrow n$ is a morphism then $f^\dagger: n \rightarrow m$ is the reflected version of f . This is the unique way to make this prop into a symmetric monoidal dagger category such that

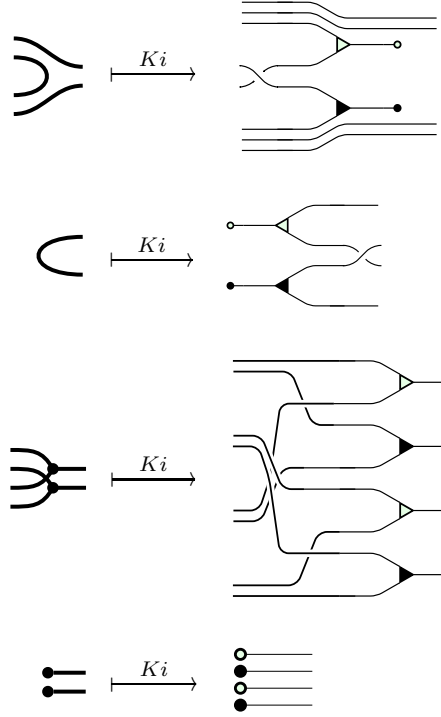
$$M^\dagger = D, \quad I^\dagger = E, \quad M'^\dagger = D', \quad I'^\dagger = E'.$$

Composing the inclusion $i: \text{FinCorel}^\circ \rightarrow \text{FinCorel}$ with $K: \text{FinCorel} \rightarrow \text{LagRel}_k$ we obtain a symmetric monoidal dagger functor, whose action on generators we can describe explicitly as follows:

Proposition 5.4.2. *$Ki: \text{FinCorel}^\circ \rightarrow \text{LagRel}_k$ is a symmetric monoidal dagger functor that is determined by the following:*

$$\begin{aligned} Ki(m_2) &= \{(\phi_1, \dots, I_6) : \phi_1 = \phi_5, I_1 = I_5, \phi_4 = \phi_6, I_4 = I_6, \phi_2 = \phi_3, I_2 + I_3 = 0\} \\ &\quad : k^8 \rightharpoonup k^4 \\ Ki(i_2) &= \{(\phi_1, I_1, \phi_2, I_2) : I_1 + I_2 = 0, \phi_1 = \phi_2\} \\ &\quad : \{0\} \rightharpoonup k^4 \\ Ki(\mu_2) &= \{(\phi_1, \dots, I_6) : \phi_1 = \phi_3 = \phi_5, \phi_2 = \phi_4 = \phi_6, I_1 + I_3 = I_5, I_2 + I_4 = I_6\} \\ &\quad : k^8 \rightharpoonup k^4 \\ Ki(\iota_2) &= \{(\phi_1, I_1, \phi_2, I_2) : I_1 = 0, I_2 = 0\} \\ &\quad : \{0\} \rightharpoonup k^4 \end{aligned}$$

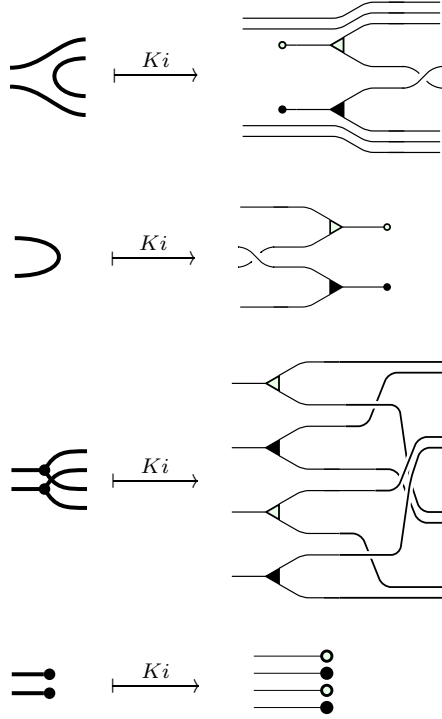
In terms of string diagrams we draw:



Proof. Ki is a symmetric monoidal dagger functor since K and i are. It is tedious, but not difficult, to check that Ki does act on the morphisms m_2, i_2, μ_2, ι_2 in the above way. We just write them in terms of m, d, i, e and then compose the results in LagRel_k . Since Ki is a dagger functor the following is a consequence:

$$\begin{aligned}
Ki(d_2) &= \{(\phi_1, \dots, I_6) : \phi_1 = \phi_3, I_1 = I_3, \phi_2 = \phi_6, I_2 = I_6, \phi_4 = \phi_4, I_4 + I_5 = 0\} \\
&\quad : k^4 \rightharpoonup k^8 \\
Ki(e_2) &= \{(\phi_1, I_1, \phi_2, I_2) : I_1 + I_2 = 0, \phi_1 = \phi_2\} \\
&\quad : k^4 \rightharpoonup \{0\} \\
Ki(\delta_2) &= \{(\phi_1, \dots, I_6) : \phi_1 = \phi_3 = \phi_5, \phi_2 = \phi_4 = \phi_6, I_1 = I_3 + I_5, I_2 = I_4 + I_6\} \\
&\quad : k^4 \rightharpoonup k^8 \\
Ki(\epsilon_2) &= \{(\phi_1, I_1, \phi_2, I_2) : I_1 = 0, I_2 = 0\} \\
&\quad : k^4 \rightharpoonup \{0\}.
\end{aligned}$$

In terms of string diagrams we draw:



The only thing to show is that the symmetric monoidal functor Ki is uniquely determined by its action on these 8 morphisms. This follows from the fact that these 8 morphisms generate FinCorel° as a prop. \square

So far we have the following diagram of symmetric monoidal dagger functors between props:

$$\begin{array}{ccc} \text{LagRel}_k^\circ & \xrightarrow{i'} & \text{LagRel}_k \\ & \uparrow K & \\ \text{FinCorel}^\circ & \xrightarrow{i} & \text{FinCorel} \end{array}$$

By using `BondGraph` we can extend this to a diagram that commutes up to a natural transformation.

Proposition 5.4.3. *There exist unique morphisms of dagger props $G: \text{BondGraph} \rightarrow \text{FinCorel}^\circ$ and $F: \text{BondGraph} \rightarrow \text{LagRel}_k^\circ$ defined by:*

- $G(M) = m_2$

$$G: \text{BondGraph} \xrightarrow{1} \text{FinCorel}^\circ$$

- $G(I) = i_2$

$$G: \quad 1 \text{ --- } \longrightarrow \quad \cup$$

- $G(M') = \mu_2$

$$G: \quad \begin{array}{c} \diagup \\ \diagdown \end{array} 0 \text{ --- } \longrightarrow \quad \begin{array}{c} \cup \\ \cup \\ \cup \end{array}$$

- $G(I') = \iota_2$

$$G: \quad 0 \text{ --- } \longrightarrow \quad \begin{array}{c} \bullet \\ \bullet \end{array}$$

- $F(M) = + \oplus \Delta^\dagger$

$$F: \quad \begin{array}{c} \diagup \\ \diagdown \end{array} 1 \text{ --- } \longrightarrow \quad \begin{array}{c} \cup \\ \cap \end{array}$$

- $F(I) = 0 \oplus !^\dagger$

$$F: \quad 1 \text{ --- } \longrightarrow \quad \begin{array}{c} \bullet \\ \circ \end{array}$$

- $F(M') = \Delta^\dagger \oplus +$

$$F: \quad \begin{array}{c} \diagup \\ \diagdown \end{array} 0 \text{ --- } \longrightarrow \quad \begin{array}{c} \cup \\ \cap \end{array}$$

- $F(I') = !^\dagger \oplus 0$

$$F: \quad 0 \text{ --- } \longrightarrow \quad \begin{array}{c} \circ \\ \bullet \end{array}$$

Proof. We first prove uniqueness of G . Suppose that G is a morphism of dagger props such that $G(M) = m_2$, $G(I) = i_2$, $G(M') = \mu_2$, and $G(I') = \iota_2$ as pictured above. Note that since G is a dagger functor, G must do the following to the other 4 generators:

- $G(D) = d_2$

$$G: \quad \text{--- } 1 \begin{array}{c} \diagdown \\ \diagup \end{array} \longrightarrow \quad \begin{array}{c} \cap \\ \cap \end{array}$$

- $G(E) = e_2$

$$G: \quad \text{--- } 1 \longrightarrow \quad \cup$$

- $G(D') = \delta_2$

$$G: \text{---} 0 \begin{array}{c} \diagup \\ \diagdown \end{array} \longrightarrow \text{---} \begin{array}{c} \text{---} \\ \text{---} \end{array}$$

- $G(E') = \epsilon_2$

$$G: \text{---} 0 \longrightarrow \text{---} \begin{array}{c} \bullet \\ \bullet \end{array}$$

We know what G does to all 8 generators, so G is the unique morphism of props acting in this way on those generators. Similarly F is the unique morphism of props such that $F(M) = + \oplus \Delta^\dagger$, $F(I) = 0 \oplus !^\dagger$, $F(M') = \Delta^\dagger \oplus +$, and $F(I') = !^\dagger \oplus 0$. On the other generators, F acts as follows:

- $F(D) = +^\dagger \oplus \Delta$

$$F: \text{---} 1 \begin{array}{c} \diagup \\ \diagdown \end{array} \longrightarrow \begin{array}{c} \text{---} \\ \text{---} \end{array} \begin{array}{c} \blacktriangle \\ \triangle \end{array}$$

- $F(E) = ! \oplus 0^\dagger$

$$F: \text{---} 1 \longrightarrow \text{---} \begin{array}{c} \bullet \\ \circ \end{array}$$

- $F(D') = \Delta \oplus +^\dagger$

$$F: \text{---} 0 \begin{array}{c} \diagup \\ \diagdown \end{array} \longrightarrow \begin{array}{c} \text{---} \\ \text{---} \end{array} \begin{array}{c} \triangle \\ \blacktriangle \end{array}$$

- $F(E') = ! \oplus 0^\dagger$

$$F: \text{---} 0 \longrightarrow \text{---} \begin{array}{c} \circ \\ \bullet \end{array}$$

Next we show that these morphisms of dagger props exist. Let G be defined on the generators of BondGraph as described above. We must show that the necessary relations hold in FinCorel^o. Most of the required relations have been shown or follow immediately from what has been shown. The only ones to check are the idempotency laws:

- $(G(M') \circ G(D) \circ G(M) \circ G(D'))^2 = G(M') \circ G(D) \circ G(M) \circ G(D')$
- $(G(M) \circ G(D') \circ G(M') \circ G(D))^2 = G(M) \circ G(D') \circ G(M') \circ G(D)$

We have that :

$$\begin{aligned}
(G(M') \circ G(D) \circ G(M) \circ G(D'))^2 &= (\mu_2 \circ d_2 \circ m_2 \circ \delta_2) \circ (\mu_2 \circ d_2 \circ m_2 \circ \delta_2) \\
&= (\mu_2 \circ d_2 \circ \mu_2 \circ d_2) \circ (m_2 \circ \delta_2 \circ m_2 \circ \delta_2) \\
&= (\mu_2 \circ d_2 \circ m_2 \circ \delta_2) \\
&= G(M') \circ G(D) \circ G(M) \circ G(D')
\end{aligned}$$

One can similarly show $(G(M) \circ G(D') \circ G(M') \circ G(D))^2 = G(M) \circ G(D') \circ G(M') \circ G(D)$.

Thus such a morphism of props exists.

Next we show that F exists. Once again we define it on the generators as above and check the necessary relations. The only ones left to check are again the idempotency laws:

- $(F(M) \circ F(D') \circ F(M') \circ F(D))^2 = F(M) \circ F(D') \circ F(M') \circ F(D)$
- $(F(M') \circ F(D) \circ F(M) \circ F(D'))^2 = F(M') \circ F(D) \circ F(M) \circ F(D')$

We have that:

$$\begin{aligned}
F(M) \circ F(D') \circ F(M') \circ F(D) &= (+ \oplus \Delta^\dagger) \circ (\Delta \oplus +^\dagger) \circ (\Delta^\dagger \oplus +) \circ (+^\dagger \oplus \Delta) \\
&= \text{id}_2
\end{aligned}$$

Since $\text{id}_2 \circ \text{id}_2 = \text{id}_2$, we get:

$$(F(M) \circ F(D') \circ F(M') \circ F(D))^2 = F(M) \circ F(D') \circ F(M') \circ F(D).$$

Similarly one can show that:

$$(F(M') \circ F(D) \circ F(M) \circ F(D'))^2 = F(M') \circ F(D) \circ F(M) \circ F(D').$$

Thus F is a morphism of props. Finally, one can see F is a morphism of dagger props by noting that $F(f^\dagger) = F(f)^\dagger$ whenever f is one of our chosen generators of BondGraph , and similarly for G . The dagger structures associated to FinCorel° , LagRel_k° , and BondGraph are all reflections. \square

We have now assembled the following diagram where the arrows are symmetric

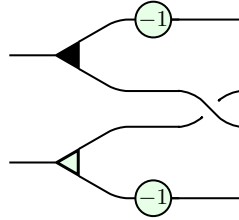
monoidal dagger functors:

$$\begin{array}{ccccc}
 & & \text{LagRel}_k^\circ & \xrightarrow{i'} & \text{LagRel}_k \\
 & \nearrow F & & & \uparrow K \\
 \text{BondGraph} & & & & \\
 & \searrow G & & & \\
 & & \text{FinCorel}^\circ & \xrightarrow{i} & \text{FinCorel}
 \end{array}$$

This does not commute. However, we shall prove that it commutes up to a natural transformation. The idea is that FinCorel° is the category that allows us to understand bond graphs in terms of potential and current, while LagRel_k° is the category that allows us to understand bond graphs in terms of effort and flow. Then the Lagrangian relation relating potential and current to effort and flow:

$$\{(V, I, \phi_1, I_1, \phi_2, I_2) | V = \phi_2 - \phi_1, I = I_1 = -I_2\}$$

defines a natural transformation between the two functors shown from BondGraph to LagRel_k . We can also draw this Lagrangian relation:



Theorem 5.4.4. *There is a natural transformation $\alpha: i'F \Rightarrow KiG$ such that*

$$\alpha_1 = \{(V, I, \phi_1, I_1, \phi_2, I_2) | V = \phi_2 - \phi_1, I = I_1 = -I_2\}$$

and $\alpha_n = \bigoplus_1^n \alpha_1$ for any $n \in \text{BondGraph}$.

Proof. For $1 \in \text{BondGraph}$ let $\alpha_1: k^2 \rightarrow k^4$ be defined by:

$$\alpha_1 = \{(V, I, \phi_1, I_1, \phi_2, I_2) | V = \phi_2 - \phi_1, I = I_1 = -I_2\}.$$

Then we define $\alpha_n = \bigoplus_1^n \alpha_1$. Note since LagRel_k is a dagger category we have that

$$\alpha_1^\dagger = \{(\phi_1, I_1, \phi_2, I_2, V, I) | V = \phi_2 - \phi_1, I = I_1 = -I_2\}$$

and that $\alpha_n^\dagger = \bigoplus_1^n \alpha_1^\dagger$. It can be shown that $\alpha_n^\dagger \circ \alpha_n = \text{id}_{k^{2n}}$ so α_n^\dagger is a left inverse of α_n . We want to show the following square commutes for any $f: m \rightarrow n$ in BondGraph:

$$\begin{array}{ccc} k^{2m} & \xrightarrow{i'F(f)} & k^{2n} \\ \alpha_m \downarrow & & \downarrow \alpha_n \\ k^{4n} & \xrightarrow{KiG(f)} & k^{4m} \end{array}$$

Thus we need to show that

$$i'F(f) \circ \alpha_m = \alpha_n \circ KiG(f)$$

which is equivalent to showing

$$\alpha_n^\dagger \circ i'F(f) \circ \alpha_m = KiG(f).$$

We proceed by showing that both sides determine strict monoidal functors that are equal on identities, generators, and the braiding. Since all of the morphisms in BondGraph are built up by starting with generators and repeatedly composing, tensoring, and braiding, this proves that the two functors are equal.

We first show that the left side, $\alpha_n^\dagger \circ KiG(f) \circ \alpha_m$, defines a functor

$$\alpha^\dagger \circ KiG \circ \alpha: \text{BondGraph} \rightarrow \text{LagRel}_k$$

that sends each object m in BondGraph to the object $2m$ in LagRel_k and has

$$(\alpha^\dagger \circ KiG \circ \alpha)f = \alpha_n^\dagger \circ KiG(f) \circ \alpha_m$$

for a morphism $f: m \rightarrow n$. It is clear that identities are preserved so to prove it is a functor we need only show that

$$\alpha_n^\dagger \circ KiG(fg) \circ \alpha_m = \alpha_k^\dagger \circ KiG(f) \circ \alpha_n \circ \alpha_n^\dagger \circ KiG(g) \circ \alpha_m$$

for any $f: n \rightarrow k$ and $g: m \rightarrow n$. We prove this inductively. First, we need that

$$KiG(f)\alpha_m = \alpha_n \alpha_n^\dagger KiG(f)\alpha_m$$

for any generator $f: m \rightarrow n$ and for the braiding $B_{1,1}: 2 \rightarrow 2$. These calculations are left until the end of the proof. Next we show that if

$$KiG(f)\alpha_a = \alpha_b \alpha_b^\dagger KiG(f)\alpha_a$$

$$KiG(g)\alpha_c = \alpha_d \alpha_d^\dagger KiG(g)\alpha_c$$

for two morphisms f and g , then

$$KiG(f \oplus g)\alpha_m = \alpha_n \alpha_n^\dagger KiG(f \oplus g)\alpha_m.$$

Let $f: a \rightarrow b$ and $g: c \rightarrow d$, where $a + c = m$ and $b + d = n$. Then we get

$$\begin{aligned} KiG(f \oplus g)\alpha_m &= KiG(f \oplus g) \circ (\alpha_a \oplus \alpha_c) \\ &= (KiG(f) \oplus KiG(g)) \circ (\alpha_a \oplus \alpha_c) \\ &= KiG(f)\alpha_a \oplus KiG(g)\alpha_c \\ &= (\alpha_b \alpha_b^\dagger KiG(f)\alpha_a) \oplus (\alpha_d \alpha_d^\dagger KiG(g)\alpha_c) \\ &= (\alpha_b \alpha_d)(\alpha_b^\dagger \alpha_d^\dagger)(KiG(f) \oplus KiG(g))\alpha_a \alpha_c \\ &= \alpha_n \alpha_n^\dagger (KiG(f) \oplus KiG(g))\alpha_m \\ &= \alpha_n \alpha_n^\dagger KiG(f \oplus g)\alpha_m. \end{aligned}$$

Finally, we show that if

$$\begin{aligned} KiG(f)\alpha_k &= \alpha_n \alpha_n^\dagger KiG(f)\alpha_k \\ KiG(g)\alpha_m &= \alpha_k \alpha_k^\dagger KiG(g)\alpha_m \end{aligned}$$

for two morphisms f and g , then

$$KiG(fg)\alpha_m = \alpha_n \alpha_n^\dagger KiG(fg)\alpha_m.$$

Let $f: k \rightarrow n$ and $g: m \rightarrow k$.

$$\begin{aligned} KiG(fg)\alpha_m &= KiG(f)KiG(g)\alpha_m \\ &= KiG(f)\alpha_k \alpha_k^\dagger KiG(g)\alpha_m \\ &= \alpha_n \alpha_n^\dagger KiG(f)\alpha_k \alpha_k^\dagger KiG(g)\alpha_m \\ &= \alpha_n \alpha_n^\dagger KiG(f)KiG(g)\alpha_m \\ &= \alpha_n \alpha_n^\dagger KiG(fg)\alpha_m. \end{aligned}$$

Since any morphism in BondGraph can be built from generators and braiding morphisms by repeatedly tensoring and composing, this shows that

$$KiG(f)\alpha_m = \alpha_n \alpha_n^\dagger KiG(f)\alpha_m$$

for any morphism $f: m \rightarrow n$. Then finally we can say that

$$\begin{aligned}\alpha_n^\dagger \circ KiG(fg) \circ \alpha_m &= \alpha_n^\dagger \circ KiG(f)KiG(g) \circ \alpha_m \\ &= \alpha_n^\dagger \circ KiG(f)\alpha_k\alpha_k^\dagger KiG(g) \circ \alpha_m\end{aligned}$$

so that we have a functor.

Next we show that both functors, $\alpha^\dagger \circ KiG \circ \alpha: \text{BondGraph} \rightarrow \text{LagRel}_k$ and $i'F: \text{BondGraph} \rightarrow \text{LagRel}_k$, are strict monoidal. It is clear that $i'F$ is a strict monoidal functor since it is the composite of two strict monoidal functors. Thus, it suffices to show that $\alpha^\dagger \circ KiG \circ \alpha$ is strict monoidal.

For an object m in BondGraph we have $(\alpha^\dagger \circ KiG \circ \alpha)(m) = 2m$ so that

$$(\alpha^\dagger \circ KiG \circ \alpha)(m) + (\alpha^\dagger \circ KiG \circ \alpha)(n) = 2m + 2n = (\alpha^\dagger \circ KiG \circ \alpha)(m + n).$$

The unit object in LagRel_k is 0 and is equal to $(\alpha^\dagger \circ KiG \circ \alpha)(0)$. Thus $\alpha^\dagger \circ KiG \circ \alpha$ is strict monoidal.

Since both functors are strict monoidal the two functors are equal if they are equal on the generators, the braiding, and the identities. We give the proof for the morphism M .

$$\begin{aligned}\alpha_1^\dagger \circ KiG(M) &= \{(\phi_5, I_5, \phi_6, I_6, V, I) | V = \phi_6 - \phi_5, I = I_5 = -I_6\} \\ &\quad \circ \{(\phi_1, \dots, I_6) : \begin{array}{ll} \phi_1 = \phi_5 & I_4 = I_6 \\ I_1 = I_5 & \phi_2 = \phi_3 \\ \phi_4 = \phi_6 & I_2 + I_3 = 0 \end{array}\}.\end{aligned}$$

From relation composition this results in:

$$\begin{aligned}\alpha_1^\dagger \circ KiG(M) &= \{(\phi_1, \dots, I_4, V, I) | V = \phi_4 - \phi_1, I = I_1 = -I_4 \\ &\quad I_1 = I_5, \phi_2 = \phi_3, I_2 + I_3 = 0\}.\end{aligned}$$

Then we compose with

$$\begin{aligned}\alpha_2 &= \{(V', I', V'', I'', \phi_1, \dots, I_4) | V' = \phi_2 - \phi_1, I' = I_1 = -I_2 \\ &\quad V'' = \phi_4 - \phi_3, I'' = I_3 = -I_4\}\end{aligned}$$

which gives us

$$\alpha_1^\dagger \circ KiG(M) \circ \alpha_2 = \{(V', I', V'', I'', V, I) : V' + V'' = V, I = I' = I''\}.$$

This is the same as the Lagragian subspace

$$i'F(M) = \{(E_1, F_1, E_2, F_2, E_3, F_3) : E_1 + E_2 = E_3, F_1 = F_2 = F_3\}.$$

The proof of the other generators is similar. Thus the two functors are equal on all morphisms in BondGraph, which shows that

$$\alpha_n^\dagger \circ i'F(f) \circ \alpha_m = KiG(f)$$

for any morphism $f \in \text{BondGraph}$. Thus α is a natural transformation, as desired.

Finally, we check that $KiG(f)\alpha_m = \alpha_n\alpha_n^\dagger KiG(f)\alpha_m$ when f is a generator or the braiding $B_{1,1}$. Consider again the generator $M: 2 \rightarrow 1$. We need that

$$KiG(M)\alpha_2 = \alpha_1\alpha_1^\dagger KiG(M)\alpha_2.$$

We have $KiG(M)\alpha_2 = \{(V, I, V', I', \phi_5, I_5, \phi_6, I_6)\}$ such that

$$V + V' = \phi_6 - \phi_5 \quad I = I' = I_5 = -I_6.$$

By composing with α_1^\dagger we get $\{(V, I, V', I', V'', I'')\}$ such that

$$\begin{aligned} V + V' &= \phi_6 - \phi_5 & I &= I' = I_5 = -I_6 \\ V'' &= \phi_6 - \phi_5 & I'' &= I_5 = -I_6. \end{aligned}$$

These equations simplify to become

$$V + V' = V'' \quad I = I' = I''.$$

Now if we compose with α_1 we get $\{(V, I, V', I', \phi_7, I_7, \phi_8, I_8)\}$ such that

$$\begin{aligned} V + V' &= V'' & I &= I' = I'' \\ V'' &= \phi_8 - \phi_7 & I'' &= I_7 = -I_8 \end{aligned}$$

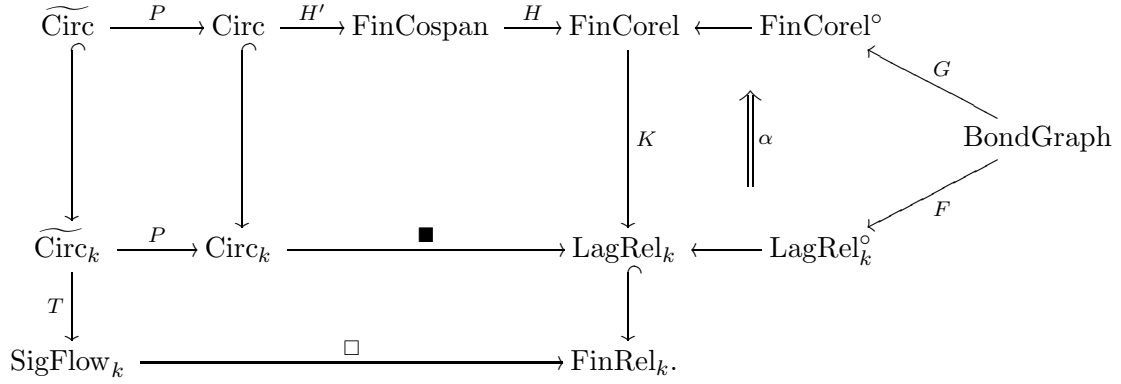
which can be reduced to

$$V + V' = \phi_8 - \phi_7 \quad I = I_7 = -I_8.$$

This is $KiG(M)\alpha_2$ with a change of names. We can see the general pattern with just this generator. Composing with $\alpha_n\alpha_n^\dagger$ simply renames the potentials and currents without changing any of the relations. For potentials, the relations defining the subspaces deal only with the differences in potentials. Thus by writing the difference in potential as voltage, we get relations that define the subspace in terms of voltage. However, this does

nothing because voltage is the difference in potential. So when we convert back to potential, the same relations hold. A similar process ensures that the current can be renamed through the same process without changing the subspace. With similar reasoning we conclude that the equation holds for the other generators as well as the braiding. \square

Recall that at the end of Section 4.3 we presented a commututing diagram summarizing the relationship between linear circuits, cospans, corelations, and signal-flow diagrams. Combining that diagram with the result from Theorem 5.4.4 we show how bond graphs fit into the same story:



Chapter 6

Appendix

6.1 The mathematics of props

6.1.1 Props from symmetric monoidal categories

There is a 2-category SymmMonCat where:

- objects are symmetric monoidal categories,
- morphisms are symmetric monoidal functors, and
- 2-morphisms are monoidal natural transformations.

Here our default notions are the ‘weak’ ones (which Mac Lane [33] calls ‘strong’), where all laws hold up to coherent natural isomorphism. Props, on the other hand, are *strict* symmetric monoidal categories where every object is *equal* to a natural number, and morphisms between them are *strict* symmetric monoidal functors sending each object n to itself. Categorical structures found in nature are often weak. Thus, to study them using props, one needs to ‘strictify’ them. Thanks to conversations with Steve Lack we can state the following results, which accomplish this strictification.

The first question is when a symmetric monoidal category C is equivalent, as an object of SymmMonCat , to a prop. In other words: when does there exist a prop T and symmetric monoidal functors $j: T \rightarrow C$, $k: C \rightarrow T$ together with monoidal natural isomorphisms $jk \cong 1_C$ and $kj \cong 1_T$? This is answered by Proposition 2.2.2:

Proposition 2.2.2 *A symmetric monoidal category C is equivalent, as an object of SymmMonCat ,*

to a prop if and only if there is an object $x \in C$ such that every object of C is isomorphic to the n th tensor power of x for some $n \in \mathbb{N}$.

Proof. The ‘only if’ condition is obvious, so suppose that C is any symmetric monoidal category with $x \in C$ such that every object of C is isomorphic to a tensor power of x . We use a method due to A. J. Power, based on this lemma:

Lemma 6.1.1 (Lemma 3.3, [41]). *1. Any functor $f: A \rightarrow B$ can be factored as je where e is bijective on objects and j is fully faithful.*

2. Given a square that commutes up to a natural isomorphism α :

$$\begin{array}{ccc} A & \xrightarrow{h} & B \\ u \downarrow & \Downarrow_{\alpha} & \downarrow v \\ C & \xrightarrow{g} & D \end{array}$$

where h is bijective on objects and g is fully faithful, there exists a unique functor $w: B \rightarrow C$ and natural transformation $\beta: v \Rightarrow gw$ such that $wh = u$ and $\beta h = \alpha$. Moreover β is a natural isomorphism.

Let N be the strict symmetric monoidal category with one object for each natural number and only identity morphisms, with the tensor product of objects being given by addition. There exists a symmetric monoidal functor $f: N \rightarrow C$ that sends the n th object of N to $x^{\otimes n} = x \otimes (x \otimes (x \otimes \dots))$. By Part 1 of Lemma 6.1.1 we can factor f as a composite

$$N \xrightarrow{e} T \xrightarrow{j} C$$

where e is bijective on objects and j is fully faithful. By our condition on C , f is essentially surjective. It follows that j is also essentially surjective, and thus an equivalence of categories. We claim that T can be given the structure of a strict symmetric monoidal category making j symmetric monoidal. It will follow that T is a prop and $j: T \rightarrow C$ can be promoted to an equivalence in SymmMonCat .

To prove the claim, we use the 2-monad P on Cat whose strict algebras are strict symmetric monoidal categories. For any category A , $P(A)$ is the ‘free strict symmetric monoidal category’ on A . Explicitly, an object of $P(A)$ consists of a finite list (a_1, \dots, a_n) of objects of A . A morphism from (a_1, \dots, a_n) to (b_1, \dots, b_m) exists only if $n = m$, in which

case it consists of a permutation $\sigma \in S_n$ and a morphism from a_i to $b_{\sigma(i)}$ in A for each i . For the rest of the 2-monad structure see for example [20, Sec. 4.1]. Any symmetric monoidal category can be made into a pseudoalgebra of P , and then the pseudomorphisms between such pseudoalgebras are the symmetric monoidal functors.

Power's method [41] applies to 2-monads that preserve the class of functors that are bijective on objects. The 2-monad P has this property.

We can take N above to be $P(1)$, since they are isomorphic. Any object $x \in C$ determines a functor $1 \rightarrow C$ and so a pseudomorphism $F: P(1) \rightarrow C$. Replacing F by an equivalent pseudomorphism if necessary, we can assume $F(n) = x^{\otimes n}$, so the situation in the first paragraph holds with this choice of F , and we can factor F as $P(1) \xrightarrow{e} T \xrightarrow{j} C$ as before. Since F is a pseudomorphism, this square commutes up to a natural isomorphism α :

$$\begin{array}{ccc} P(P(1)) & \xrightarrow{P(e)} & P(T) \\ m_1 \downarrow & & \downarrow P(j) \\ P(1) & \xrightarrow{\quad \not\cong_\alpha \quad} & P(C) \\ e \downarrow & & \downarrow a \\ T & \xrightarrow{j} & C \end{array}$$

where a comes from the pseudoalgebra structure and m_1 comes the multiplication in the 2-monad. The functor $P(e)$ is bijective on objects because P is, and $j: T \rightarrow C$ is fully faithful. Thus, by Part 2 of Lemma 6.1.1, there exists a unique functor $w: P(T) \rightarrow T$ and natural isomorphism $\beta: aP(j) \rightarrow jw$ such that $wP(e) = em_1$ and $\beta P(e) = \alpha$. Thus, w makes T into a strict algebra of P and β makes j into a pseudomorphism from T to C . This proves the claim: T has been given the structure of a symmetric monoidal category for which $j: T \rightarrow C$ is a symmetric monoidal functor. \square

The second question is when a symmetric monoidal functor $f: C \rightarrow T$ between props is isomorphic, in SymmMonCat , to a morphism of props. In other words: when is there a morphism of props $g: C \rightarrow T$ and a monoidal natural isomorphism $f \cong g$? This is answered by Proposition 2.2.3:

Proposition 2.2.3 *Suppose C and T are props and $f: C \rightarrow T$ is a symmetric monoidal functor. Then f is isomorphic to a strict symmetric monoidal functor $g: C \rightarrow T$. If $f(1) = 1$, then g is a morphism of props.*

Proof. As in the previous proof, let P be the 2-monad on \mathbf{Cat} whose strict algebras are strict monoidal categories. The objects of $P(1)$ correspond to natural numbers, with tensor product being given addition, so we can write the n th object as n . There is a unique strict monoidal functor $e: P(1) \rightarrow C$ with $e(n) = n$ for all n . By a result of Blackwell, Kelly and Power [11, Cor. 5.6], any free algebra of a 2-monad is ‘flexible’, meaning that pseudo-morphisms out of this algebra are isomorphic to strict morphisms. Thus, the symmetric monoidal functor $fe: P(1) \rightarrow T$ is isomorphic, in $\mathbf{SymMonCat}$, to a strict symmetric monoidal functor $h: P(1) \rightarrow T$. Let $\alpha: fe \Rightarrow h$ be the isomorphism.

We can define a strict symmetric monoidal functor $g: C \rightarrow T$ as follows. On objects, define $g(n) = h(n)$. For any morphism $\phi: m \rightarrow n$, there is a unique morphism $g(\phi)$ making this square commute:

$$\begin{array}{ccc} f(m) & \xrightarrow{f(\phi)} & f(n) \\ \alpha_m \downarrow & & \downarrow \alpha_n \\ g(m) & \xrightarrow{g(\phi)} & g(n) \end{array}$$

One can check that g is a strict symmetric monoidal functor. The above square gives a natural isomorphism between f and g , which by abuse of language we could call $\alpha: f \Rightarrow g$. It is easy to check that this is a monoidal natural isomorphism. \square

It is worth noting that Propositions 2.2.2 and 2.2.3, and the proofs just given, generalize straightforwardly from props to ‘ C -colored’ props, with \mathbb{N} replaced everywhere by the free commutative monoid on the set of colors, C .

6.1.2 The adjunction between props and signatures

Our goal in this section is to prove Proposition 2.3.3:

Proposition 2.3.3 *There is a forgetful functor*

$$U: \mathbf{PROP} \rightarrow \mathbf{Set}^{\mathbb{N} \times \mathbb{N}}$$

sending any prop to its underlying signature and any morphism of props to its underlying morphism of signatures. This functor is monadic.

Proof. The plan of the proof is as follows. We show that props are models of a typed Lawvere theory $\Theta_{\mathbf{PROP}}$ whose set of types is $\mathbb{N} \times \mathbb{N}$. We write this as follows:

$$\mathbf{PROP} \simeq \mathbf{Mod}(\Theta_{\mathbf{PROP}}).$$

This lets us apply the following theorem, which says that for any typed Lawvere theory Θ with T as its set of types, the forgetful functor

$$U: \text{Mod}(\Theta) \rightarrow \text{Set}^T$$

is monadic. The desired result follows.

Theorem 6.1.2. *If Θ is a typed Lawvere theory with T as its set of types, then the forgetful functor $U: \text{Mod}(\Theta) \rightarrow \text{Set}^T$ is monadic.*

Proof. The origin of this result may be lost in the mists of time, though the case $T = 1$ is famous, and was proved in Lawvere’s thesis [31]. This result appears as Theorem A.41 in Adámek, Rosický and Vitale’s book on algebraic theories [1]. Trimble has proved a generalization where Set is replaced by any category C that is cocomplete and has the property that finite products distribute over colimits [48]. An even more general result appears in the work of Nishisawa and Power [34]. \square

Now let us define the terms here and see how this result applies to our situation. First, for any set T , let $\mathbb{N}[T]$ be the set of finite linear combinations of elements of T with natural number coefficients. This becomes a commutative monoid under addition, in fact the free commutative monoid on T . Define a **T -typed Lawvere theory** to be a category Θ with finite products whose set of objects is $\mathbb{N}[T]$, with the product of objects given by addition in $\mathbb{N}[T]$. We call the elements of T **types**.

Suppose Θ is an T -typed Lawvere theory. Let $\mathbf{Mod}(\Theta)$ be the category whose objects are functors $F: \Theta \rightarrow \text{Set}$ preserving finite products, and whose morphisms are natural transformations between such functors. We call an object of $\text{Mod}(\Theta)$ a **model** of Θ , and call a morphism in $\text{Mod}(\Theta)$ a **morphism of models**.

There is an inclusion $T \hookrightarrow \mathbb{N}[T]$, since $\mathbb{N}[T]$ is the free commutative monoid on T . Thus, any model M of Θ gives, for each type $t \in T$, a set $M(t)$. Similarly, any morphism of models $\alpha: M \rightarrow M'$ gives, for each type $t \in T$, a function $\alpha_t: M(t) \rightarrow M'(t)$. Indeed, there is a functor

$$U: \text{Mod}(\Theta) \rightarrow \text{Set}^T$$

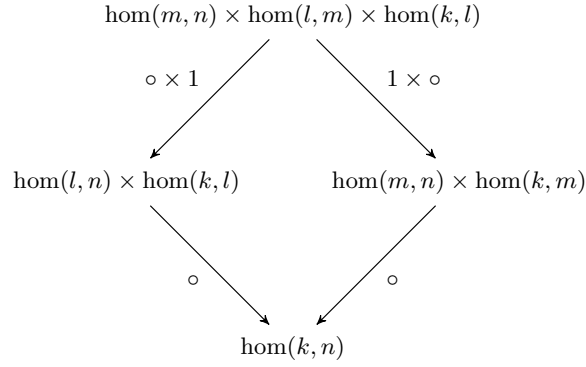
with $U(M)(t) = M(t)$ for each model M and $U(\alpha)(t) = \alpha_t$ for each morphism of models $\alpha: M \rightarrow M'$. If we call Set^T the category of **signatures** for T -typed Lawvere theories, then U sends models to their underlying signatures and morphisms of models to morphisms of their underlying signatures. Theorem 6.1.2 says that U is monadic.

To complete the proof of Proposition 2.3.3 we need to give a typed Lawvere theory Θ_{PROP} whose models are props. We can do this by giving a “sketch.” Since this idea has been described very carefully by Barr and Wells [8] and others, we content ourselves with a quick intuitive explanation of the special case we really need which could be called a “products sketch.” This is a way of presenting a T -typed Lawvere theory by specifying a set T of generating objects (or types), a set of generating morphisms between formal products of these generating objects, and a set of relations given as commutative diagrams. These commutative diagrams can involve the generating morphisms and also morphisms built from these using the machinery available in a category with finite products.

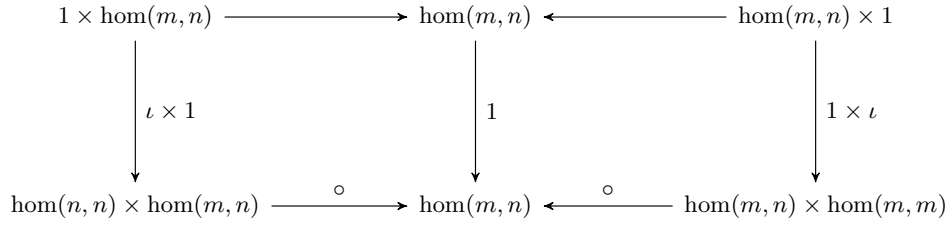
To present the typed Lawvere theory Θ_{PROP} we start by taking $T = \mathbb{N} \times \mathbb{N}$. For the purposes of easy comprehension, we call the corresponding generating objects $\text{hom}(m, n)$ for $m, n \in \mathbb{N}$, since these will be mapped by any model of Θ_{PROP} to the homsets that a prop must have. We then include the following generating morphisms:

- For any m we include a morphism $\iota_m: 1 \rightarrow \text{hom}(m, m)$. These give rise to the identity morphisms in any model of Θ_{PROP} .
- For any ℓ, m, n , we include a morphism $\circ_{\ell, m, n}: \text{hom}(m, n) \times \text{hom}(\ell, m) \rightarrow \text{hom}(\ell, n)$. These give us the ability to compose morphisms in any model of Θ_{PROP} .
- For any m, n, m', n' , we include a morphism $\otimes_{m, n, m', n'}: \text{hom}(m', n') \times \text{hom}(m, n) \rightarrow \text{hom}(m + m', n + n')$. These allow us to take the tensor product of morphisms in any model of Θ_{PROP} .
- For any m, m' , we include a morphism $b_{m, m'}: 1 \rightarrow \text{hom}(m + m', m' + m)$. These give the braidings in any model of Θ_{PROP} .

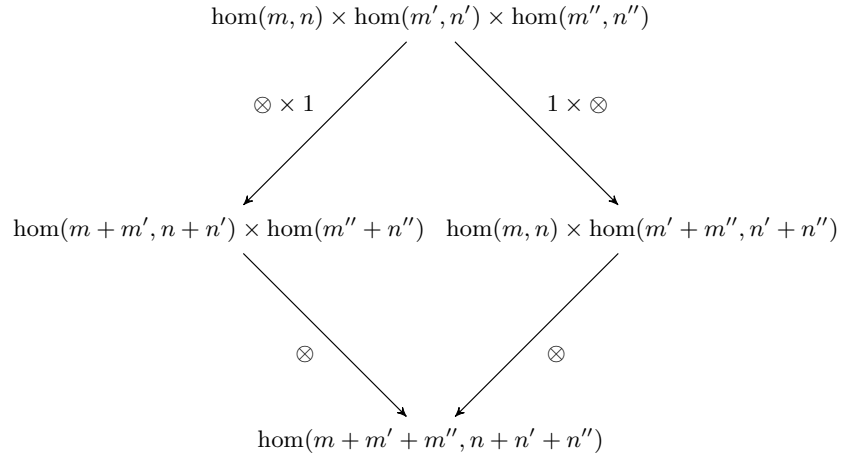
Finally, we impose relations via the following commutative diagrams. In these diagrams, unlabeled arrows are morphisms provided by the structure of a category with finite products. We omit the subscripts on morphisms since they can be inferred from context. We begin with a set of diagrams, one for each $m, n \in \mathbb{N}$, that ensure associativity of composition in any model of Θ_{PROP} :



Next, a diagram that ensures each ι_m picks out an identity morphism:



Next, a diagram that ensures associativity of the tensor product of morphisms:



Next, a diagram that ensures that tensoring with the identity morphism on 0 acts trivially on morphisms:

$$\begin{array}{ccccc}
1 \times \text{hom}(m, n) & & & & \text{hom}(m, n) \times 1 \\
\downarrow \iota \times 1 & \searrow & & \swarrow & \downarrow 1 \times \iota \\
\text{hom}(0, 0) \times \text{hom}(m, n) & \xrightarrow{\otimes} & \text{hom}(m, n) & \xleftarrow{\otimes} & \text{hom}(m, n) \times \text{hom}(0, 0)
\end{array}$$

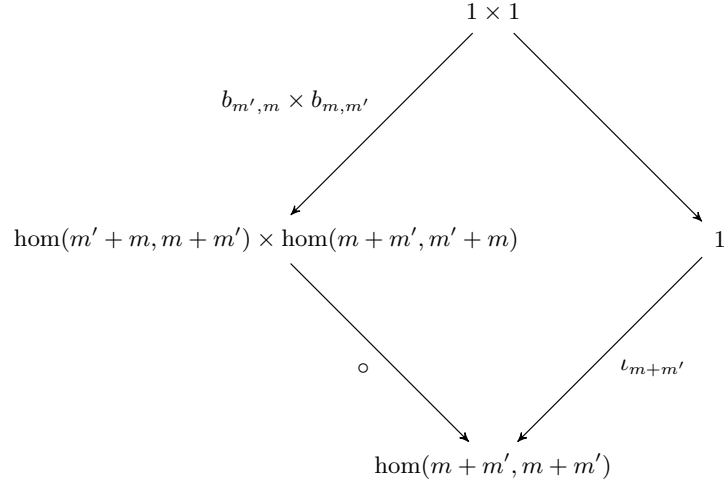
Next, a diagram that ensures that the tensor product preserves composition:

$$\begin{array}{ccc}
\text{hom}(m', n') \times \text{hom}(l', m') \times \text{hom}(m, n) \times \text{hom}(l, m) & \longrightarrow & \text{hom}(m', n') \times \text{hom}(m, n) \times \text{hom}(l', m') \times \text{hom}(l, m) \\
\downarrow \circ \times \circ & & \downarrow \otimes \times \otimes \\
\text{hom}(l', n') \times \text{hom}(l, n) & & \text{hom}(m + m', n + n') \times \text{hom}(l + l', m + m') \\
& \searrow \otimes & \swarrow \circ \\
& \text{hom}(l + l', n + n') &
\end{array}$$

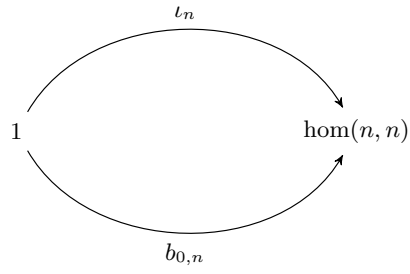
Next, a diagram that ensures the naturality of the braiding:

$$\begin{array}{ccc}
1 \times \text{hom}(m', n') \times \text{hom}(m, n) & \leftarrow \text{hom}(m', n') \times 1 \times \text{hom}(m, n) \rightarrow & \text{hom}(m', n') \times \text{hom}(m, n) \times 1 \\
\downarrow b \times \otimes & & \downarrow \otimes \times b \\
\text{hom}(n + n', n' + n) \times \text{hom}(m + m', n + n') & & \text{hom}(m + m', n + n') \times \text{hom}(m + m', m' + m) \\
& \searrow \circ & \swarrow \circ \\
& \text{hom}(m + m', n' + n) &
\end{array}$$

Next, a diagram that ensures that the braiding is a symmetry:



Next, a diagram that ensures that the braidings $b_{0,n}$ are identity morphisms:



Finally, we need a diagram to ensure the braiding obeys the hexagon identities. However, since the associators are trivial and the braiding is a symmetry, the two hexagons reduce to a single triangle. To provide for this, we use the following diagram:

$$\begin{array}{ccc}
1 & \xleftarrow{\quad} & 1 \times 1 \times 1 \times 1 \\
& \searrow b & \downarrow b \times \iota \times \iota \times b \\
& & \text{hom}(m + m'', m'' + m) \times \text{hom}(m', m') \times \text{hom}(m'', m'') \times \text{hom}(m + m', m' + m) \\
& & \downarrow \otimes \times \otimes \\
& & \text{hom}(m' + m + m'', m' + m'' + m) \times \text{hom}(m + m' + m'', m' + m + m'') \\
& \swarrow \circ & \\
& \text{hom}(m + m' + m'', m' + m'' + m) &
\end{array}$$

This completes the list of commutative diagrams in the sketch for Θ_{PROP} . These diagrams simply state the definition of a PROP, so there is a 1-1 correspondence between models of Θ_{PROP} in Set and props. Similarly, morphisms of models of Θ_{PROP} in Set correspond to morphisms of props. This gives an isomorphism of categories $\text{PROP} \cong \text{Mod}(\Theta_{\text{PROP}})$ as desired. This concludes the proof. \square

It is worth noting that Proposition 2.3.3, and the proof just given, generalize straightforwardly from props to ‘ C -colored’ props, with \mathbb{N} replaced everywhere by the free commutative monoid on a set C , called the set of ‘colors’. There is also a version for operads, a version for C -colored operads, and a version for T -typed Lawvere theories: there is a typed Lawvere theory whose models in Set are T -typed Lawvere theories! In each case we simply need to write down a sketch that describes the structure under consideration.

Proposition 2.3.3 has a wealth of consequences; we conclude with two that Erbele needed in his work on control theory [18, Prop. 6]. In rough terms, these results say that adding generators to a presentation of a prop P gives a new prop P' having P as a sub-prop, while adding equations gives a new prop P' that is a quotient of P . We actually prove more general statements.

In all that follows, let Θ be a T -typed Lawvere theory. Let $U: \text{Mod}(\Theta) \rightarrow \text{Set}^T$ be the forgetful functor and $F: \text{Set}^T \rightarrow \text{Mod}(\Theta)$ its left adjoint. Further, suppose we have

two coequalizer diagrams in $\text{Mod}(\Theta)$:

$$F(E) \rightrightarrows_{\rho}^{\lambda} F(\Sigma) \xrightarrow{\pi} P$$

$$F(E') \rightrightarrows_{\rho'}^{\lambda'} F(\Sigma') \xrightarrow{\pi'} P'$$

together with morphisms $f: E \rightarrow E'$, $g: \Sigma \rightarrow \Sigma'$ such that these squares commute:

$$\begin{array}{ccc} F(E) & \xrightarrow{\lambda} & F(\Sigma) \\ F(f) \downarrow & & \downarrow F(g) \\ F(E') & \xrightarrow{\lambda'} & F(\Sigma') \end{array} \quad \begin{array}{ccc} F(E) & \xrightarrow{\rho} & F(\Sigma) \\ F(f) \downarrow & & \downarrow F(g) \\ F(E') & \xrightarrow{\rho'} & F(\Sigma') \end{array}$$

Then, thanks to the universal property of P , there exists a unique morphism $h: P \rightarrow P'$ making the square at right commute:

$$\begin{array}{ccccc} F(E) & \xrightarrow{\lambda} & F(\Sigma) & \xrightarrow{\pi} & P \\ F(f) \downarrow & & \downarrow F(g) & & \downarrow h \\ F(E') & \xrightarrow{\lambda'} & F(\Sigma') & \xrightarrow{\pi'} & P' \end{array}$$

In this situation, adding extra equations makes P' into a quotient object of P . More precisely, and also more generally:

Corollary 6.1.3. *If g is an epimorphism, then h is a regular epimorphism.*

Proof. Given that g is an epimorphism in Set^T , it is a regular epimorphism. So is $F(g)$, since left adjoints preserve regular epimorphisms, and so is π' , by definition. It follows that $\pi' \circ F(g) = h \circ \pi$ is a regular epimorphism, and thus so is h . \square

One might hope that in the same situation, adding extra generators makes P into a subobject of P' . More precisely, one might hope that if f is an isomorphism and g is a monomorphism, h is a monomorphism. This is not true in general, but it is when the typed Lawvere theory Θ is Θ_{PROP} .

To see why some extra conditions are needed, consider a counterexample provided by Charles Rezk [42]. There is a typed Lawvere theory with two types whose models consist of:

- a ring R ,

- a set S ,
- a function $f: S \rightarrow R$ with $f(s) = 0$ and $f(s) = 1$ for all $s \in S$.

Thanks to the peculiar laws imposed on f , the only models are pairs (R, S) where R is an arbitrary ring and S is empty, and pairs (R, S) where R is a terminal ring (one with $0 = 1$) and S is an arbitrary set. The free model on $(\emptyset, \emptyset) \in \mathbf{Set}^2$ is (\mathbb{Z}, \emptyset) , while the free model on $(\emptyset, 1)$ is $(\{0\}, 1)$. Thus, the monomorphism $(\emptyset, \emptyset) \rightarrow (\emptyset, 1)$ in \mathbf{Set}^2 does not induce a monomorphism between the corresponding free models: the extra generator in the set part of (R, S) causes the ring part to ‘collapse’.

This problem does not occur for Lawvere theories with just one type, nor does it happen for typed Lawvere theories that arise from typed operads, more commonly known as ‘colored’ operads [10, 53]. A typed Lawvere theory arises from a typed operad when it can be presented in terms of operations obeying purely equational laws for which each variable appearing in an equation shows up exactly once on each side. The laws governing props are of this form: for example, the operations for composition of morphisms obey the associative law

$$(f \circ g) \circ h = f \circ (g \circ h).$$

It follows that $\Theta_{\mathbf{PROP}}$ arises from a typed operad, so the following corollary applies to this example:

Corollary 6.1.4. *Suppose that either Θ is a T -typed Lawvere theory with $T = 1$ or Θ arises from a T -typed operad. If f is an isomorphism and g is a monomorphism, then h is a monomorphism.*

Proof. We may assume without loss of generality that $f: E \rightarrow E'$ is the identity and $g: \Sigma \rightarrow \Sigma'$ is monic. Since monomorphisms in \mathbf{Set}^T are just T -tuples of injections, we can write $\Sigma' \cong \Sigma + \Delta$ for some signature Δ in such a way that $g: \Sigma \rightarrow \Delta$ is isomorphic to the coprojection $\Sigma \rightarrow \Sigma + \Delta$. It follows that $F(g)$ is isomorphic to the coprojection $i: F(\Sigma) \rightarrow F(\Sigma) + F(\Delta)$, and the diagram

$$\begin{array}{ccccc} F(E) & \xrightarrow[\rho]{\lambda} & F(\Sigma) & \xrightarrow{\pi} & P \\ F(f) \downarrow & & F(g) \downarrow & & \downarrow h \\ F(E') & \xrightarrow[\rho']{\lambda'} & F(\Sigma') & \xrightarrow{\pi'} & P' \end{array}$$

is isomorphic to this diagram:

$$\begin{array}{ccccc}
F(E) & \xrightleftharpoons[\rho]{\lambda} & F(\Sigma) & \xrightarrow{\pi} & P \\
\downarrow 1 & & \downarrow i & & \downarrow j \\
F(E') & \xrightleftharpoons[\rho]{\lambda} & F(\Sigma) + F(\Delta) & \xrightarrow{\pi+1} & P + F(\Delta)
\end{array}$$

where j is the coprojection from P to $P + F(\Delta)$. Thus it suffices to prove the following:

Lemma 6.1.5. *Suppose that either Θ is a T -typed Lawvere theory with $T = 1$ or Θ arises from a T -typed operad. If $P \in \text{Mod}(\Theta)$ and $\Delta \in \text{Set}^T$ then the coprojection $j: P \rightarrow P + F(\Delta)$ is a monomorphism.*

Proof. We thank Todd Trimble for this proof. First suppose $T = 1$. To show that j is monic it suffices to show that $U(j)$ is injective, since $U: \text{Mod}(\Theta) \rightarrow \text{Set}$ is faithful and thus it reflects monomorphisms [1, Prop. 11.8]. Either $U(P)$ is empty and the injectivity is trivial, or $U(P)$ is nonempty, in which case we can split the coprojection $j: P \rightarrow P + F(\Delta)$, since all we need for this is a morphism $F(\Delta) \rightarrow P$, or equivalently, a function $\Delta \rightarrow U(P)$.

Next suppose that Θ is a T -typed Lawvere theory that comes from a T -typed operad O . Here we can use the following construction: given $P \in \text{Mod}(\Theta)$, we can form a model $P^* \in \text{Mod}(\Theta)$ that has an extra element for each type $t \in T$. To do this, we first set

$$M^*(t) = M(t) \sqcup \{x_t\}$$

for all $t \in T$, where x_t is an arbitrary extra element. Then, we make P^* into an algebra of O as follows. Suppose $f \in O(t_1, \dots, t_n; t)$ is any operation of O with inputs of type $t_1, \dots, t_n \in T$ and output of type $t \in T$. Since P is an algebra of O , f acts on P as some function

$$P(f): P(t_1) \times \dots \times P(t_n) \rightarrow P(t).$$

Then we let f act on P^* as the function

$$P^*(f): P^*(t_1) \times \dots \times P^*(t_n) \rightarrow P^*(t).$$

that equals $P(f)$ on n -tuples (p_1, \dots, p_n) with $p_i \in P(t_i)$ for all i , and otherwise gives x_t . One can readily check that this really defines an algebra of O and thus a model of Θ . The evident morphism of models $k: P \rightarrow P^*$ is monic because again U is faithful [1, Prop. 14.8] and the underlying morphism of signatures $U(k): U(P) \rightarrow U(P^*)$ is monic.

With this construction in hand, we can show that the coprojection $j: P \rightarrow P + F(\Delta)$ is monic. We have just constructed a monomorphism $k: P \rightarrow P^*$. Now extend this to a morphism $\ell: P + F(\Delta) \rightarrow P^*$: to do this, we just need a morphism $F(\Delta) \rightarrow P^*$, which we can take to be the one corresponding to the map $X \rightarrow U(P^*)$ whose component $X(t) \rightarrow U(P^*)(t)$ is the function mapping every element of $X(t)$ to x_t . Then, we have $k = \ell \circ j$, and since k is monic, j must be as well. \square

Bibliography

- [1] J. Adámek, J. Rosický and E. M. Vitale, *Algebraic Theories*, Cambridge U. Press, Cambridge, 2011. [113](#), [121](#)
- [2] S. Abramsky and B. Coecke, A categorical semantics of quantum protocols, *Proceedings of the 19th IEEE Conference on Logic in Computer Science (LiCS'04)*, IEEE Computer Science Press, 2004, pp. 415–425. Available at [arXiv:quant-ph/0402130](#). [52](#)
- [3] J. C. Baez, B. Coya, F. Rebro, Props in network theory. Available at [arXiv:1707.08321](#). [iv](#)
- [4] J. C. Baez, J. Erbele, Categories in control, *Theory Appl. Categ.* **30**(24):836–881, 2015. Available at <http://www.tac.mta.ca/tac/volumes/30/24/30-24abs.html>. [2](#), [52](#), [55](#), [64](#), [67](#)
- [5] J. C. Baez, B. Fong, A compositional framework for passive linear circuits. Available at [arXiv:1504.05625](#). [2](#), [23](#), [36](#), [45](#), [51](#), [56](#), [57](#), [60](#), [61](#), [64](#), [65](#), [66](#), [73](#)
- [6] J. C. Baez, B. Fong, B. Pollard. A compositional framework for Markov processes. *J. Math. Phys.* **57**(3):033301, 2016. Available at [arXiv:1508.06448](#). [2](#)
- [7] J. C. Baez, B. Pollard, A compositional framework for reaction networks. Available at [arXiv:1704.02051](#). [2](#)
- [8] M. Barr, C. Wells, *Toposes, Triples and Theories, Reprints in Theory Appl. Categ.* **12**, 1–288, 2005. Available at <http://www.tac.mta.ca/tac/reprints/articles/12/tr12abs.html>. [31](#), [114](#)
- [9] J. Bénabou, Introduction to bicategories, *Reports of the Midwest Category Seminar*, J. Bénabou *et al* (ed.), Springer Lecture Notes in Mathematics **47**, New York, 1967, pp. 1–77. [13](#), [93](#)
- [10] C. Berger and I. Moerdijk, Resolution of coloured operads and rectification of homotopy algebras, *Contemp. Math.* **431**: 31–58, 2007. Available as [arXiv:math/0512576](#). [120](#)
- [11] R. Blackwell, G. M. Kelly, A. J. Power, Two-dimensional monad theory, *J. Pure Appl. Alg.* **59**(1):1–41, 1989. Available at <http://www.sciencedirect.com/science/article/pii/0022404989901606>. [112](#)

- [12] F. Bonchi, P. Sobociński, F. Zanasi, A categorical semantics of signal flow graphs, *CONCUR 2014, LNCS.* **8704**:435–450, 2014. [2](#), [52](#), [55](#)
- [13] F. Bonchi, P. Sobociński, F. Zanasi, Interacting Hopf algebras, *J. Pure Appl. Alg.* **221**(1):144–184, 2017. Available at [arXiv:1403.7048](#). [52](#), [55](#)
- [14] F. T. Brown, *Engineering System Dynamics: A Unified Graph-Centered Approach*, Taylor and Francis, New York, 2007. [1](#)
- [15] K. Courser, A bicategory of decorated cospans. Available as [arXiv:1605.08100](#). [45](#)
- [16] B. Coya, A compositional framework for bond graphs. Available at [arXiv:1710.00098](#). [iv](#)
- [17] B. Coya, B. Fong, Correlations are the prop for extraspecial commutative Frobenius monoids, **32**(11):380–395, 2017. Available at <http://www.tac.mta.ca/tac/volumes/32/11/32-11abs.html>. [iv](#)
- [18] J. Erbele, *Categories in Control: Applied PROPs*, Ph.D. thesis, Department of Mathematics, University of California, 2016. Available at http://math.ucr.edu/home/baez/thesis_erbele.pdf. [52](#), [55](#), [72](#), [118](#)
- [19] R. Feynman, Space-time approach to quantum electrodynamics, *Phys. Rev.* **76**(6):769–789, 1949. [1](#)
- [20] M. Fiore, N. Gambino, M. Hyland, G. Wyncel, The cartesian closed bicategory of generalised species of structures, *J. Lond. Math. Soc.* **77**(2):203–220, 2008. Available at <https://www.cl.cam.ac.uk/~mpf23/papers/PreSheaves/Esp.pdf>. [111](#)
- [21] B. Friedland, *Control System Design: An Introduction to State-Space Methods*, S. W. Director (ed.), McGraw–Hill Higher Education, 1985. [1](#)
- [22] B. Fong, Decorated cospans, *Theory Appl. Categ.* **30**(33): 1096–1120, 2015. Available at [arXiv:1502.00872](#). [45](#)
- [23] B. Fong, *The Algebra of Open and Interconnected Systems*, Ph.D. thesis, Computer Science Department, University of Oxford, 2016. Available at [arXiv:1609.05382](#). [37](#), [65](#)
- [24] V. Guillemin and S. Sternberg, *Symplectic Techniques in Physics*, Cambridge U. Press, Cambridge, 1990. [61](#)
- [25] A. Joyal, R. Street, The geometry of tensor calculus I, *Adv. Math.* **88**(1):55–112, 1991. Available at [http://doi.org/10.1016/0001-8708\(91\)90003-P](http://doi.org/10.1016/0001-8708(91)90003-P). [1](#), [19](#)
- [26] D. Kaiser, *Drawing Theories Apart: The Dispersion of Feynman Diagrams in Postwar Physics*, U. Chicago Press, Chicago, 2005. [1](#)
- [27] D. C. Karnopp, D. L. Margolis, R. C. Rosenberg, *System Dynamics: A Unified Approach*, Wiley, New York, 1990. [1](#)

- [28] D. C. Karnopp, R. C. Rosenberg, *Analysis and Simulation of Multiport Systems - The Bond Graph Approach to Physical System Dynamics*, The M.I.T. Press, 1968. 1
- [29] D. C. Karnopp, R. C. Rosenberg, *Introduction to Physical System Dynamics*, McGraw Hill, New York, NY, 1983. 1
- [30] S. Lack, Composing PROPs, *Theory Appl. Categ.* **13**(9):147–163, 2004. Available at <http://www.tac.mta.ca/tac/volumes/13/9/13-09abs.html>. 27, 28
- [31] F. W. Lawvere, Functorial semantics of algebraic theories and some algebraic problems in the context of functorial semantics of algebraic theories, *Reprints in Theory Appl. Categ.* **5**:1–121, 2003. Available at <http://www.tac.mta.ca/tac/reprints/articles/5/tr5abs.html>. 2, 25, 30, 113
- [32] S. Mac Lane, Categorical algebra, *Bull. Amer. Math. Soc.* **71**(1):40–106, 1965. Available at [doi:10.1090/S0002-9904-1965-11234-4](https://doi.org/10.1090/S0002-9904-1965-11234-4). 2, 25
- [33] S. Mac Lane, *Categories for the Working Mathematician*, Springer, Berlin, 2013. 109
- [34] K. Nishizawa and J. Power, Lawvere theories enriched over a general base, *J. Pure Appl. Alg.* **213**(3):377–386, 2009. 113
- [35] H. F. Olson, *Dynamical Analogies*, Van Nostrand, New York, 1943. Available at <https://archive.org/details/DynamicalAnalogies>. 1
- [36] C. Pastro, R. Street, Weak Hopf monoids in braided monoidal categories, *Algebra and Number Theory* **3**(2): 149–207, 2009. Available at <http://msp.org/ant/2009/3-2/ant-v3-n2-p02-s.pdf>. 86, 87
- [37] H. Paynter, *Analysis and Design of Engineering Systems*, The M.I.T. Press, Cambridge, Massachusetts, 1961. 1
- [38] H. Paynter, *The Gestation and Birth of Bond Graphs* (c. 2000) Available at <http://www.me.utexas.edu/~longoria/paynter/hmp/Bondgraphs.html>. 1
- [39] C. A. Petri, W. Reisig, Petri net, *Scholarpedia*, 2008. Available at http://www.scholarpedia.org/article/Petri_net. 1
- [40] T. Pirashvili, On the PROP corresponding to bialgebras, *Cah. Top. Géom. Diff. Cat.* **43**(3):221–239, 2002. Available at [arXiv:math/0110014](https://arxiv.org/abs/math/0110014). 27
- [41] A. J. Power. A general coherence result, *J. Pure Appl. Alg.* **57**(2):165–173, 1989. 110, 111
- [42] C. Rezk, comment on the n -Category Café, August 27, 2017. Available at https://golem.ph.utexas.category/2017/08/a_puzzle_on_multisorted_lawver.html#c052663. 119
- [43] R. Rosebrugh, N. Sabadini, R. F. C. Walters, Generic commutative separable algebras and cospans of graphs, *Theory Appl. Categ.* **15**(6):164–177, 2005. Available at <http://www.tac.mta.ca/tac/volumes/15/6/15-06abs.html>. 40, 45, 46

- [44] P. Selinger, Dagger compact closed categories and completely positive maps, *Elec. Notes Theor. Comp. Sci.* **170**(6):139–163, 2007. Available at <http://www.mscs.dal.ca/~selinger/papers.html#dagger>. 52
- [45] M. Stay, Compact closed bicategories, *Theory Appl. Categ.* **31**(26):755–798, 2016. Available at <http://www.tac.mta.ca/tac/volumes/31/26/31-26.pdf>. 45
- [46] R. Street, The formal theory of monads, *J. Pure Appl. Alg.* **2**(2):149–168, 1972. Available at http://www.researchgate.net/publication/235223682_The_formal_theory_of_monads 82
- [47] J. U. Thoma, *Introduction to Bond Graphs and their Applications*, Pergamon Press, Oxford, 1975. 1
- [48] T. Trimble, Multisorted Lawvere theories, version April 27 2014, nLab. Available at <http://ncatlab.org/toddtrimble/published/multisorted+Lawvere+theories>. 113
- [49] J. J. van Dixhoorn, Bond graphs and the challenge of a unified modelling theory of physical systems, *Progress in Modelling and Simulation*, F. E. Celler (ed.), Academic Press, New York, 207–245, 1982. 1
- [50] A. Weinstein, Symplectic geometry, *Bull. Amer. Math. Soc.* **5**(1):1–13, 1981. Available at <https://projecteuclid.org/euclid.bams/1183548217>. 61
- [51] A. Weinstein, Symplectic categories, *Port. Math.* **67**(2):261–278, 2010. Available at [arXiv:0911.4133](https://arxiv.org/abs/0911.4133). 61
- [52] J. Willems, The behavioral approach to open and interconnected systems, *IEEE Control Systems Magazine* **27**(6): 46–99, 2007. Available at <http://homes.esat.kuleuven.be/~jwillems/Articles/JournalArticles/2007.1.pdf>. 67
- [53] D. Yau, *Colored Operads*, American Mathematical Society, Providence, Rhode Island, 2016. 120
- [54] F. Zanasi, *Interacting Hopf Algebras—the Theory of Linear Systems*, Ph.D. thesis, École Normale Supérieure de Lyon, 2015. Available at <https://tel.archives-ouvertes.fr/tel-01218015/>. 52, 55