

PREPARED FOR SUBMISSION TO JHEP

When things stop falling, chaos is suppressed

Dmitry S. Ageev, Irina Ya. Aref'eva

Steklov Mathematical Institute, Russian Academy of Sciences, Gubkin str. 8, 119991 Moscow, Russia

E-mail: ageev@mi-ras.ru, arefeva@mi-ras.ru

ABSTRACT: This note is devoted to the investigation of Susskind's proposal [1] concerning the correspondence between the operator growth in chaotic theories and the radial momenta of the particle falling in the AdS black hole. We study this proposal and consider the simple example of an operator with the global charge described by the charged particle falling to the Reissner-Nordstrom-AdS black hole. Different charges of the particle lead to qualitatively different behavior of the particle momenta and consequently change of the operator size behavior. This holographic result is supported by different examples of chaotic models with a finite chemical potential where the suppression of chaos has been observed.

Contents

1	Introduction	2
2	Charge falling in the Reissner-Nordstrom-AdS black hole	2
3	Charge stops the fall	4
4	The local energy scale	7
5	Discussion and connection with SYK-like models	8

1 Introduction

In the recent years the quantum chaotic systems and their connection to the gravity has attained a lot of attention. The systematic investigation of this correspondence revealed new concepts like scrambling, quantum complexity [2]-[5]. The notion of operator size, roughly speaking, describes how many operators taken as "basis operators" are involved in the description of evolution after perturbation. It was shown, that in the chaotic systems this growth is exponential and its power is called the Lyapunov exponent. In the AdS/CFT correspondence, the operators in the quantum theory can be related to the particle in the bulk and in the context of "GR=QM" proposal it was found that this exponential operator size growth on the gravity side corresponds to the (exponential) growth of the radial momentum of the particle falling under the black hole horizon [1, 2].

In this paper we investigate the above mentioned GR=QM proposal [1, 2] and the correspondence between the operator growth in chaotic holographic theories and the radial particle momenta by a simple example of an operator with a global charge described by a charged particle falling in the Reissner-Nordstrom-AdS black hole. We find that the different charges of the particle, lead to qualitatively different behaviour of the particle. We interpret this difference as a suppression of a chaotic behaviour in a systems with finite chemical potential. Also we discuss the quantum mechanical model exhibiting the similar behaviour.

The paper is organized as follows. First we introduce the main ingredients of the correspondence. In the third section we compute the evolution of momentum growth for charged particles numerically solving equations of motion. In the fourth section we discuss the SYK model at finite chemical potential and future directions of investigation. We end with the discussion.

2 Charge falling in the Reissner-Nordstrom-AdS black hole

Let us consider the planar d -dimensional Reissner-Nordstrom-AdS black hole with the outer horizon at z_h . This geometry is given by the metric

$$ds^2 = \frac{1}{z^2} \left(-f(z)dt^2 + \frac{dz^2}{f(z)} + d\vec{x}^2 \right) \quad (2.1)$$

$$f(z) = 1 - M \left(\frac{z}{z_h} \right)^d + Q \left(\frac{z}{z_h} \right)^{2d-2}, \quad (2.2)$$

where the gauge field supporting this solution is

$$A_t = \mu \left(1 - \left(\frac{z}{z_h} \right)^{d-2} \right), \quad (2.3)$$

and parameters M, Q are defined to be

$$M = 1 + z_h^2 \mu^2, \quad (2.4)$$

$$Q = z_h^2 \mu^2, \quad (2.5)$$

$$T = \frac{d - (d-2)\mu^2 z_h^2}{4\pi z_h}, \quad (2.6)$$

$$z_h = \frac{d + 2Q^2 - dQ^2}{4\pi T}. \quad (2.7)$$

Here T is the temperature of the black hole and μ is the chemical potential in the dual quantum field theory living on the boundary $z = 0$.

The proposal of Susskind [1] states the correspondence between radial component of momentum p_z of the neutral particle falling under the black hole horizon and the growth of the operator size. This correspondence is formulated as

$$\text{Operator size} \longleftrightarrow \mathbf{p}_z(t), \quad (2.8)$$

where the operator size can be defined as follows. If we define the perturbation of a boundary theory by the time-evolving operator $W(t)$ and expand it in the basis of some elementary operators ψ_{a_s}

$$W(t) = \sum_s W_s(t), \quad W_s = \sum_{a_1 < \dots < a_s} c_{a_1 \dots a_s}(t) \psi_{a_1} \dots \psi_{a_s} \quad (2.9)$$

then s is called the operator size (see for example [4, 5]). In [1, 2] it was shown, that in a theory dual to the d -dimensional black hole, the neutral operator W corresponds to the massive particle in the bulk. At a late times this momenta (i.e. when the particle is in the near horizon zone) exhibits exponential growth

$$p_z(t) \sim e^{\frac{2\pi}{\beta} t} \quad (2.10)$$

and consequently the operator size also growth exponentially, where β is the inverse temperature.

In this framework it is natural to assume, that charged particle falling in the charged black hole background corresponds to evolution of the charged operator after

a perturbation of the system at finite chemical potential. The action of the charged particle has the form

$$S = -m \int \sqrt{-g_{\mu\nu} \dot{x}^\mu \dot{x}^\nu} d\tau + q A_\mu \dot{x}^\mu d\tau, \quad (2.11)$$

where the momentum is defined as

$$p_\mu = m \frac{g_{\mu\nu} \dot{x}^\nu}{\sqrt{-g_{\mu\nu} \dot{x}^\mu \dot{x}^\nu}} + q A_\mu. \quad (2.12)$$

In the following we take $m = 1$ without loss of generality. If we take charge q of the same sign as Q (i.e. positive) then after some critical value q_{crit} the qualitative behaviour of the particle changes. If $q < q_{crit}$ particle falls under the horizon, while for $q > q_{crit}$ it oscillates between the boundary and horizon.

3 Charge stops the fall

Let us take a closer look on the motion of the particle with a charge (2.11) in the RN-AdS black hole given by (2.1).

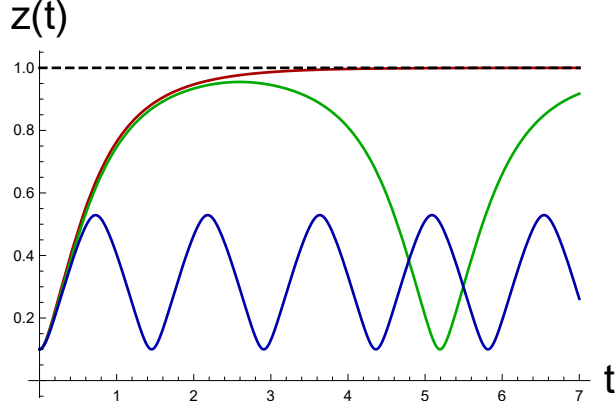


Figure 1. The charged particle worldline for $z_h = 1$ (dashed line) and $\mu = 1.3$. The red curve corresponds to $q = 0$, the green curve corresponds to $q_{crit}/q = 1.05$ and the blue one to $q_{crit}/q = 1.75$. Here $d = 3$ and $z_* = 0.1$.

Taking the particle worldline parametrization $z = z(t)$ we get the action

$$S = - \int \frac{\sqrt{f(z) - \dot{z}^2/f(z)}}{z} dt + q\mu \left(1 - \frac{z^{d-2}}{z_h^{d-2}}\right) dt. \quad (3.1)$$

The energy E is

$$E = -\mu q \left(1 - \frac{z^{d-2}}{z_h^{d-2}}\right) + \frac{f(z)^{3/2}}{z(t)\sqrt{f(z)^2 - \dot{z}^2}}. \quad (3.2)$$

We consider the case of the positive particle charge $q > 0$. When the energy is negative, the particle oscillates between two turning points $z_{*,\pm}$. In this case the charge of the particle is larger than the critical one given by

$$q_{crit} = \frac{\sqrt{f(z_{*,-})}}{z_* A_t(z_{*,-})}, \quad (3.3)$$

where A_t is given by (2.3).

We take $d = 3$ for definiteness and solve the equations of motion corresponding to (2.11) numerically and plot the particle worldline $z(t)$ in Fig.1 for different values of the charge.

The radial momentum of the charged particle corresponding to the metric (2.1) is given by

$$p_z = \frac{1}{zf(z)} \frac{\dot{z}}{\sqrt{f(z) - \dot{z}^2/f(z)}}. \quad (3.4)$$

In Fig.2 and Fig.3 we plot the time evolution of the particle momentum for the charge above and below the critical value.

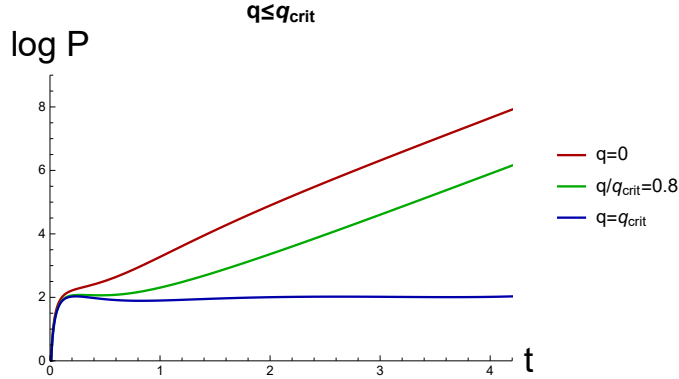


Figure 2. The momentum time dependence for different charge values and $\mu = 1.3$, $d = 3$, $z_h = 1$, $z_* = 0.1$. The red line corresponds to the neutral particle, the green one to $q/q_{crit} = 0.8$ and the blue one to $q = q_{crit}$.

Note the following details concerning the momentum and, consequently, operator size growth following from the Fig.3 and Fig.2:

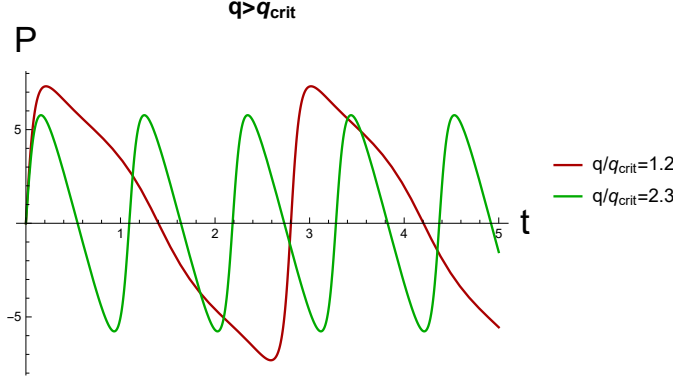


Figure 3. The momentum time dependence for different charge values and $\mu = 1.3$, $d = 3$, $z_h = 1$, $z_* = 0.1$. The red curve corresponds to $q/q_{crit} = 1.2$ and the green one to $q/q_{crit} = 2.3$.

- The late time growth of the particle momentum for all $q < q_{crit}$ is independent on q . The onset of this regime occurs at a later times for a smaller values of $1 - q/q_{crit}$. This implies the scrambling time growth. This effect is present for example in the random circuit models (see discussion for more details).
- For the critical charge the operator size stops evolving after some time.
- Above the critical value of the charge, the initial period of rapid linear growth is replaced by slow nonlinear growth, and the particle reaches its maximum velocity. Then a period of nonlinear deceleration occurs, which goes into fast linear deceleration and after a short nonlinear deceleration the particle reaches its minimum velocity. After slow growth, the particle reaches again a rapid linear growth, and so on. This oscillating behaviour can be seen as the localization of the operator on some RG scale.
- Note, that for the values of charge above the critical the momentum value could be negative. It is natural to assume that the operator size corresponds to the absolute value of the momentum.

For the positive charge the repulsion between the black hole and particle is absent. The late time exponential asymptotic for the operator size evolution is the same as for the case of the neutral particle. However similarly to the [2] the size value is large in comparison to the neutral particle case.

4 The local energy scale

In the revised version of [2] authors proposed the modification of the momentum/size duality. The main motivation of the modification was to implement the renormalization group (RG) scale into this correspondence. The proposed modification is

$$\begin{aligned} \text{Operator size} &\longleftrightarrow \beta \cdot \mathbf{p}_z(\mathbf{t}), \\ \beta &\sim \frac{1}{\partial_z f(z)}, \end{aligned} \tag{4.1}$$

where it is assumed that the evolution of the operator takes place in the theory dual to the black hole with the blackening function $f(z)$. Then β is associated to the thermal length on the energy scale $z(t)$. In another words the RG scale dependence is taken into account by the temperature of the black hole with the horizon placed at the particle bulk coordinate.

Now consider how the evolution of the size is changed after taking into account the RG scale dependence in comparison to size growth presented in Fig.2 and Fig.3.

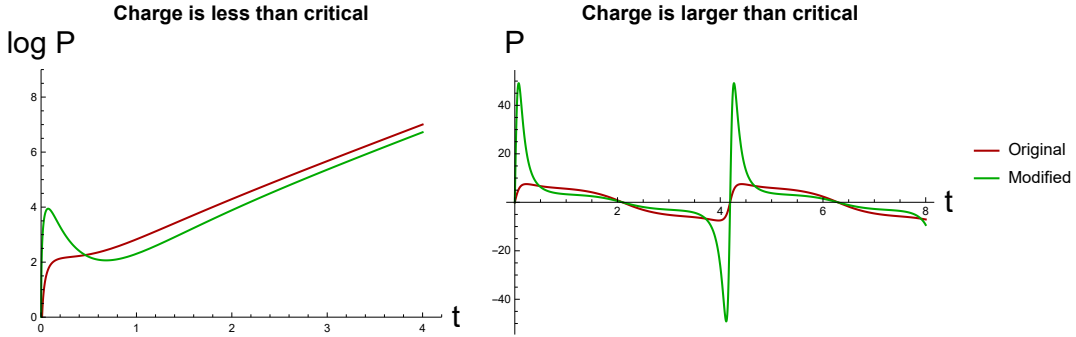


Figure 4. The momentum time dependence for different charge values and $\mu = 1.3$, $d = 3$, $z_h = 1$, $z_* = 0.1$. The left plot corresponds to the charge value $q = 4$ (less than the critical one). The right plot corresponds to the charge $q = 9$ (larger than the critical one). Red curves on both plots correspond to the duality without the inclusion of the energy scale. The green curves correspond to the modified duality.

We see that all of the qualitative features of the size evolution are not changed. However the left plot in Fig.4 shows, that the inclusion of the energy scale to correspondence makes the size time dependence non-monotonous (green curve).

5 Discussion and connection with SYK-like models

In this paper we have obtained that the chemical potential lead to the operator size growth suppression for the charged operators. Also we discuss the RG scale modification of the momentum/size correspondence from [2] and show that it does not change our main conclusions and results. Our results rely on the holographic proposal of [1]. Now let us briefly list a few results observed in melonic theories at a finite chemical potential that support this observation.

In [6] it was shown, that in the SYK model with the complex fermions introduction of the chemical potential lead to the effect of chaos damping. There is a little difference with our results. In our case the full suppression occurs only at the infinite μ in contrast to the full suppression in the complex fermions SYK model appeared at finite value of μ . This may be related with the large q approximation used in [6].

It is known [7] that a special large D limit of matrix quantum mechanics is dominated by the melonic diagrams. This fermionic model with a mass term, playing the role of the chemical potential, exhibits sharp phase transition that may be related to a chaos damping.

Another interesting model exhibiting some of these features is the random circuit model studied in [8, 9]. These works show, that the operator scrambling time becomes exponentially large in chemical potential if we consider the correlators with some conservation law. Also there could be some relation between the localization in random circuits constrained by $U(1)$ conservation considered in [10] on one side and localization of operator size described by oscillating bulk particle.

All these are in the accordance with the holographic example of $GR = QM$ discussed in this paper.

To conclude, let us briefly summarize the results of the paper and future directions to investigate. In this paper we have considered the holographic model of the operator growth at a finite chemical potential. This model consists of the charged particle moving in the background of the charged black hole with the same charge sign. This holographic model shows that the chemical potential leads to the chaos suppression above the critical charge. This is consistent with the chaos suppression observed in different melonic and random circuit theories mentioned above.

Also let us note a few future possible research directions. The first one is to elaborate an analytic estimate for the charged operators and quantitative tests with some quantum theory at finite temperature. For example, this includes a generalization of results from [5]. Another direction is to explore holographic calculations of the size growth to general backgrounds including hyperscaling-violating geometries and the dS case.

Acknowledgements

Authors would like to thank Adam Brown, Matt Hodel, Nicholas Hunter-Johnes, Mikhail Katsnelson, Anatoly Polkovnikov and Larus Thorlacius for discussions and correspondence. The work is supported by the Russian Science Foundation (project 17-71-20154).

References

- [1] L. Susskind, “Why do Things Fall?,” arXiv:1802.01198 [hep-th].
- [2] A. Brown, H. Gharibyan, A. Streicher, L. Susskind, L. Thorlacius and Y. Zhao, “Falling Toward Charged Black Holes,” arXiv:1804.04156 [hep-th].
- [3] J. Maldacena, S. H. Shenker and D. Stanford, “A bound on chaos,” JHEP **1608**, 106 (2016) [arXiv:1503.01409 [hep-th]].
- [4] S. H. Shenker and D. Stanford, “Stringy effects in scrambling,” JHEP **1505**, 132 (2015) [arXiv:1412.6087 [hep-th]].
- [5] D. A. Roberts, D. Stanford and A. Streicher, “Operator growth in the SYK model,” arXiv:1802.02633 [hep-th].
- [6] R. Bhattacharya, S. Chakrabarti, D. P. Jatkar and A. Kundu, “SYK Model, Chaos and Conserved Charge,” JHEP **1711**, 180 (2017) [arXiv:1709.07613 [hep-th]].
- [7] T. Azeyanagi, F. Ferrari and F. I. Schaposnik Massolo, “Phase Diagram of Planar Matrix Quantum Mechanics, Tensor, and Sachdev-Ye-Kitaev Models,” Phys. Rev. Lett. **120**, no. 6, 061602 (2018) [arXiv:1707.03431 [hep-th]].
- [8] T. Rakovszky, F. Pollmann and C. W. von Keyserlingk, “Diffusive hydrodynamics of out-of-time-ordered correlators with charge conservation,” arXiv:1710.09827 [cond-mat.stat-mech].
- [9] V. Khemani, A. Vishwanath and D. A. Huse, “Operator spreading and the emergence of dissipation in unitary dynamics with conservation laws,” arXiv:1710.09835 [cond-mat.stat-mech].
- [10] S. Pai, M. Pretko and R. M. Nandkishore, “Localization in fractonic random circuits,” arXiv:1807.09776 [cond-mat.stat-mech].