

POLES OF CUBIC DIFFERENTIALS AND ENDS OF CONVEX \mathbb{RP}^2 -SURFACES

XIN NIE

ABSTRACT. On any oriented surface, the affine sphere construction gives a one-to-one correspondence between convex \mathbb{RP}^2 -structures and holomorphic cubic differentials. Generalizing results of Benoist-Hulin, Loftin and Dumas-Wolf, we show that poles of order less than 3 of cubic differentials correspond to finite volume ends of convex \mathbb{RP}^2 -structures, while poles of order at least 3 correspond to geodesic or piecewise geodesic boundary components. More specifically, in the latter situation, we prove asymptotic results for the convex \mathbb{RP}^2 -structure around the pole in terms of the cubic differential.

1. STATEMENT OF RESULTS

1.1. \mathbb{RP}^2 -structures and Wang's equation. An \mathbb{RP}^2 -structure on a surface S is a maximal atlas with charts taking values in \mathbb{RP}^2 and transition maps in the group $\mathrm{SL}(3, \mathbb{R})$ of projective transformations. Such a structure is determined by a *developing map*, a local homeomorphism from the universal cover \tilde{S} to \mathbb{RP}^2 constructed by assembling the charts. An \mathbb{RP}^2 -structure X is said to be *convex* if its developing map sends \tilde{S} bijectively to a bounded convex set Ω in an affine chart $\mathbb{R}^2 \subset \mathbb{RP}^2$.

If S is oriented without boundary, one can construct an \mathbb{RP}^2 -structure from a pair (g, ϕ) on S consisting of a Riemannian metric g and a holomorphic cubic differential ϕ satisfying *Wang's equation*

$$(1.1) \quad \kappa_g = -1 + \|\phi\|_g^2.$$

Indeed, such a pair determines, up to $\mathrm{SL}(3, \mathbb{R})$ -action, an equivariant immersion ι of \tilde{S} into \mathbb{R}^3 locally as *hyperbolic affine sphere* centered at 0, for which g and ϕ are the *Blaschke metric* and (normalized) *Pick differential*, respectively. The projectivized immersion $\mathbb{P} \circ \iota : \tilde{S} \rightarrow \mathbb{RP}^2$ is the developing map of an \mathbb{RP}^2 -structure, which is convex if g is complete. Conversely, the unique existence theorem for complete affine spheres [CY77] implies that every convex \mathbb{RP}^2 -structure is obtained this way.

Following the works of Labourie [Lab07] and Loftin [Lof01] on closed surfaces, a recent theme of research [Lof04, Lof15, BH13, BH14, DW15] consists in first showing that for certain classes of pairs (J, ϕ) on an open surface S (where J is a conformal structure and ϕ a holomorphic cubic differential with respect to J), there exists a unique complete metric g conformal to J satisfying Eq.(1.1), then deduce from the affine sphere construction a one-to-one correspondence between those pairs and certain classes of convex \mathbb{RP}^2 -structures. Combining existing results, we get a fully general unique existence theorem for g :

Theorem 1.1 ([Wan92, WA94, Li17]). *Let Σ be a Riemann surface and ϕ be a nontrivial holomorphic k -differential on Σ with $k \geq 1$. Then there exists a unique complete conformal metric g on Σ satisfying $\kappa_g = -1 + \|\phi\|_g^2$. Moreover, either $\kappa_g < 0$ on Σ or $\kappa_g \equiv 0$.*

The proof is an adaptation of the unique existence results [Wan92, WA94] in the case $k = 2$ under the assumption $\kappa_g \leq 0$, combined with the method of Qiongling Li [Li17] which removes the assumption. We also extend the result in [Li17] on (non-)existence of incomplete solutions for $\Sigma = \mathbb{C}$ to arbitrary Riemann surfaces:

Theorem 1.2. *Let Σ be a Riemann surface and ϕ be a holomorphic k -differential on Σ with finitely many zeros. Then Σ does not admit incomplete conformal metric g satisfying $\kappa_g = -1 + \|\phi\|_g^2$ if and only if Σ is a punctured Riemann surface of finite type and ϕ has a pole of order at least k at every puncture.*

1.2. Geometry of convex \mathbb{RP}^2 -surfaces at poles. Theorem 1.1 and the affine sphere construction imply, for any oriented surface S , a one-to-one correspondence between convex \mathbb{RP}^2 -structures and pairs (J, ϕ) (excluding those such that (S, J) is parabolic and $\phi = 0$, see Section 3.3). This raises natural questions on how certain properties of convex \mathbb{RP}^2 -structures can be determined from the cubic differential side and vice versa.

The main purpose of this paper is to show that the property of an end of S being a pole for (J, ϕ) (i.e. the end is conformally a puncture for J at which ϕ has a pole, see Section 4.3) can be read off from the corresponding convex \mathbb{RP}^2 -structure:

Theorem 1.3. *Let Σ be a Riemann surface endowed with a holomorphic cubic differential ϕ and X be the convex \mathbb{RP}^2 -structure on Σ given by the complete solution to Wang's equation and the affine sphere construction. For every end p of Σ , the following equivalences hold:*

- (1) *p is a pole of order at most 2 if and only if it is a finite volume end for X ;*
- (2) *p is a pole of order $d \geq 4$ if and only if X extends to a convex \mathbb{RP}^2 -structure X' with piecewise geodesic boundary on a surface Σ' obtained by attaching to Σ a boundary circle around p , such that the set of vertices $\Lambda \subset \partial\Sigma'$ has $d - 3$ points;*
- (3) *p is a third order pole if and only if X extends to a convex \mathbb{RP}^2 -structure X' with geodesic boundary on a surface Σ' obtained by attaching to Σ a boundary circle around p .*

Moreover, in the last case, the boundary holonomy of X' has eigenvalues $\exp[\sqrt{2} \operatorname{Re}(2\pi i r_j)]$, $j = 1, 2, 3$, where r_1, r_2 and r_3 are the cubic roots of the residue R of ϕ at p , and we have $\operatorname{Re}(R) > 0$ if and only if X' has principal geodesic boundary.

Here, the notion of *finite volume end* in Part (1) is defined with respect the Hilbert metric, see Section 4.4. In Parts (2) and (3), a convex \mathbb{RP}^2 -structure X' on a surface S with boundary is said to have *piecewise geodesic boundary* with vertices $\Lambda \subset \partial S$ if the charts of X' identify a neighborhood of every point in $\partial S \setminus \Lambda$ (resp. Λ) with a neighborhood of a boundary point of a half-plane (resp. neighborhood of the vertex of an angle). If Λ is empty then X' is said to have *geodesic boundary*. When ∂S is homeomorphic to a circle and X' has geodesic boundary, ∂S is developed into an open line segment $I \subset \mathbb{RP}^2$ with endpoints fixed by the boundary holonomy H of X' , and X' is said to have *principal geodesic boundary* if H is hyperbolic (i.e. has distinct positive eigenvalues) and I joins the attracting and repelling fixed points of H (see [Gol90]). By the expression of eigenvalues in the theorem above, H is hyperbolic if and only if $\operatorname{Re}(R) \neq 0$, so if $\operatorname{Re}(R) < 0$ then I joins the unstable fixed point of H with the attracting or repelling fixed point.

Parts (1) and (3) of Theorem 1.3 generalize results of Benoist-Hulin [BH13] and Loftin [Lof04, Lof15], respectively; whereas Part (2) generalizes works of Dumas-Wolf [DW15] in the $\Sigma = \mathbb{C}$ case. The novelty of this paper is an analytic proof of Part (1) which applies to k -differentials (see Theorem 4.6) and an improvement of techniques in [DW15] which gives more asymptotic informations on \mathbb{RP}^2 -developing maps around poles of order at least 3, as explained below.

Remark 1.4. Theorem 1.3 does not capture all the local information of the cubic differential ϕ . Indeed, a complete set of invariants of ϕ at a pole consists of the order $d \in \mathbb{Z}$ together with the translation τ of the flat holonomy, which is covered by the residue when $d = 3$ and also occurs when d is a higher multiple of 3 (see Section 5.1). The theorem does not distinguish different values of d from the \mathbb{RP}^2 -side when $d \leq 2$, and does not show what τ corresponds to in terms of \mathbb{RP}^2 -structures when $d = 6, 9, \dots$. These missing informations are worth further investigation.

1.3. Construction of Σ' . For the “only if” statements in Parts (2) and (3) of Theorem 1.3, we first construct the surface Σ' only using the geometry of ϕ . To motivate the construction, consider the example $(\Sigma, \phi) = (\mathbb{C}, dz^3)$, where the cubic differential has a pole of order 6 at infinity. The Euclidean metric $|dz|^2$ is the complete solution to Wang’s equation and gives rise to the *Tiĭteica affine sphere*

$$\iota_0 : \mathbb{C} \rightarrow \mathbb{R}^3, \quad \iota_0(z) = (e^{\sqrt{2}\operatorname{Re}(z)}, e^{\sqrt{2}\operatorname{Re}(\omega^2 z)}, e^{\sqrt{2}\operatorname{Re}(\omega z)}), \quad \text{where } \omega = e^{2\pi i/3}.$$

The projectivization $\delta_0 = \mathbb{P} \circ \iota_0$ sends \mathbb{C} to a triangle Δ in \mathbb{RP}^2 . Thus, the compactification $\mathbb{C}' = \mathbb{C} \cup \partial_\infty \mathbb{C}$ of \mathbb{C} claimed in Theorem 1.3 (2) can be identified with the closed triangle $\bar{\Delta}$. As shown in Figure 1.1, δ_0 sends every *negative geodesic*—

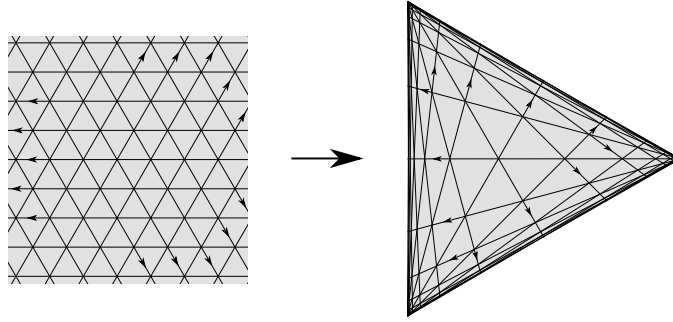


FIGURE 1.1. Images of negative geodesics by δ_0 .

oriented curve such that the cubic differential evaluated on every tangent vector gives a negative value—to a line in Δ going from a vertex to an interior point of an edge. Therefore, each non-vertex point on the boundary $\partial_\infty \mathbb{C} = \partial \Delta$ is the limit of a unique inextensible negative geodesic, while it can be shown that every non-negative geodesic tends to a vertex.

For general (Σ, ϕ) and puncture p where ϕ has a pole of order $d \geq 4$, we construct Σ' by attaching to p a boundary circle $\partial \Sigma'$ with a subset Λ of $d - 3$ marked points in a specific way, incorporating similar properties relative to (non)negative geodesics as in the above example. In particular, the points in Λ are limits of non-negative geodesics rays on Σ tending to p ; while each connected component of

$\partial\Sigma' \setminus \Lambda$ is formed by limits of negative rays parallel to each other, hence carries a natural metric given by distances between these rays (under the flat metric $|\phi|^{\frac{2}{3}}$). We call Σ' the *negative ray bordification* of (Σ, ϕ) at p . If p is a third order pole, a neighborhood of p is a half-cylinder (i.e. quotient of a half-plane in (\mathbb{C}, dz^3) by a translation) and there can be either one or two parallelism families of negative geodesics rays tending to p , corresponding to the cases $\operatorname{Re}(R) \geq 0$ and $\operatorname{Re}(R) < 0$, respectively. To each family we associate a negative ray bordification Σ' , so that every ray in the family converges in Σ' to a point of $\partial\Sigma'$. The distances between geodesics in the family give rise to a metric on $\partial\Sigma'$ as well. The following theorem implies the “only if” statements in Parts (2) and (3) as well as the last statement of Theorem 1.3:

Theorem 1.5. *Let Σ be a Riemann surface equipped with a holomorphic cubic differential ϕ and p be a pole of order d . Let X be the convex \mathbb{RP}^2 -structure on Σ given by the complete solution to Wang’s equation and the affine sphere construction.*

- (1) *If $d \geq 4$, then X extends to an \mathbb{RP}^2 -structure X' with piecewise geodesic boundary on the negative ray bordification Σ' of Σ at p . The set $\Lambda \subset \partial\Sigma'$ given by non-negative geodesics is the set of vertices of X' , while the natural metric on each component of $\partial\Sigma' \setminus \Lambda$ is $\frac{1}{\sqrt{6}}$ -times the Hilbert metric induced by X' .*
- (2) *If $d = 3$, then X extends to an \mathbb{RP}^2 -structure X' with geodesic boundary on at least one negative ray bordification Σ' of Σ at p . The natural metric on $\partial\Sigma'$ is $\frac{1}{\sqrt{6}}$ -times the Hilbert metric induced by X' . Moreover, the holonomy of X' along $\partial\Sigma'$ has the eigenvalues given in Theorem 1.3 and we have $\operatorname{Re}(R) > 0$ if and only if X' has principal geodesic boundary.*

Here, the Hilbert metric on a geodesic boundary piece of a convex \mathbb{RP}^2 -surface is given by the metric $d_I(x, y) = \log |[a, x, y, b]|$ on the developing image $I \subset \mathbb{RP}^2$ of that piece, where a and b are the endpoints of the open line segment I and $[a, x, y, b]$ is the cross-ratio.

Due to technical limitations explained below, if $d = 3$ and $\operatorname{Re}(R) < 0$, so that there are two parallelism families of negative geodesics tending to p , we are only able to show that X extends to the Σ' associated to a family with angle bigger than $\arcsin(\frac{\sqrt{3}}{4}) \approx 0.14\pi$ from the boundary geodesic loop of a half-cylinder neighborhood of p . This angle condition is satisfied by at least one of the two families.

1.4. Asymptotics of osculation map. The proof of Theorem 1.5 is based on the following construction. Let $U \subset \Sigma$ be an open set conformally identified with a domain in \mathbb{C} such that $\phi|_U = dz^3$ and let $\iota_0 : U \rightarrow \mathbb{R}^3$ be the Titeica affine sphere discussed earlier. Then any affine spherical immersion $\iota : U \rightarrow \mathbb{R}^3$ with normalized Pick differential dz^3 tangent to ι_0 at a point $z_0 \in U$ can be written as

$$\iota(z) = P(z)\iota_0(z) \text{ for all } z \in U,$$

where the *osculation map* $P : U \rightarrow \operatorname{SL}(3, \mathbb{R})$, measuring the deviation of ι from ι_0 , is the solution to a specific Pfaffian system whose coefficients are given by the Blaschke metric of ι , with initial condition $P(z_0) = I$.

A chart of the convex \mathbb{RP}^2 -structure X on U is the projectivization $\delta = \mathbb{P} \circ \iota$ of an affine spherical immersion ι , hence can be written as $\delta(z) = P(z)\delta_0(z)$. As δ_0 is already well understood, key to the proof of Theorem 1.5 is an asymptotic estimate on $P(z)$ as $|z| \rightarrow +\infty$, for certain open set U around the puncture p . Such estimates

are first obtained by Dumas and Wolf [DW15], revealing a behavior similar to the Stokes phenomenon of meromorphic linear ODEs: if p is a pole of order greater than 3, then $P(z)$ has a limit in $\mathrm{SL}(3, \mathbb{R})$ when z goes to infinity in a sector $\bar{V} = \{z \in \mathbb{C} \mid \theta_1 \leq \arg(z) \leq \theta_2\} \subset U$ as long as \bar{V} does not contain any “unstable ray”, i.e. ray of the form $v\mathbb{R}_{\geq 0}$ with $v^3 = \pm i$; whereas if \bar{V} contains such a ray then the limits within the subsectors on the two sides of the ray are related by an element in a specific 1-dimensional unipotent subgroup $N \subset \mathrm{SL}(3, \mathbb{R})$.

In the case with a unstable ray, we improve this result by showing in Proposition 6.1 that $P(z)$ factorizes into a product $\hat{P}(z)R(z)$, where $\hat{P}(z)$ converges in $\mathrm{SL}(3, \mathbb{R})$ as $|z| \rightarrow +\infty$ while $R(z)$ takes values in N and has polynomial growth with respect to $|z|$, so that $R(z)\delta_0(z)$ has the same asymptotic behavior as $\delta_0(z)$. This allows us to keep track of $\delta(z)$ as z goes to infinity along unstable rays and prove Part (1) of Theorem 1.5.

This result on $P(z)$ is proved by applying standard ODE techniques to the Pfaffian system that P satisfies. Assuming $g = e^{u(z)}|dz|^2$ on U , a key ingredient in the proof is the exponential decay property of u provided by [DW15, Theorem 5.7]:

$$0 \leq u(z) \leq C|z|^{-\frac{1}{2}}e^{-\sqrt{6}|z|},$$

where the coefficient $-\sqrt{6}$ in the exponent is crucial. However, while the factor $|z|^{-\frac{1}{2}}$ plays an important role in [DW15], it is nonessential in our analyses.

The analysis of osculation map is trickier at third order poles: identifying a neighborhood of such a pole with the quotient of a half-plane by translation, we only have a weaker estimate $0 \leq u(z) \leq Ce^{-\sqrt{6}\sin(\theta)|z|}$ when $z \rightarrow \infty$ along a negative geodesic ray in the half-plane, where θ is the angle from the ray to the boundary of the half-plane. If $\sin(\theta) > \frac{\sqrt{3}}{4}$, we show a similar factorization $P(z) = \hat{P}(z)R(z)$ for z in a small sector center at the ray (see Proposition 6.8), where $R(z)$ belongs to certain unipotent subgroup of $\mathrm{SL}(3, \mathbb{R})$ and has controlled exponential growth. This enables us to prove Part (2) of Theorem 1.5. The following intermediate result (see Proposition 6.3) might be interesting in its own right:

Proposition 1.6. *Suppose $\theta_1 \in (\arcsin(\frac{\sqrt{3}}{4}), \frac{\pi}{2}]$ and $v \in \mathbb{C}, v^3 = -1$. Let g be a solution to Wang’s equation on the sector*

$$V = \{te^{\theta i}v \mid t > 0, |\theta| < \theta_1\}$$

and $\iota : V \rightarrow \mathbb{R}^3$ be an affine spherical immersion with Blaschke metric g and normalized Pick differential dz^3 . Let $\delta := \mathbb{P} \circ \iota$ be the projectivized immersion. Then for any ray in V of the form $\gamma(t) = z_0 + vt$, the limit $L(\gamma) := \lim_{t \rightarrow +\infty} \delta(\gamma(t))$ exists and runs over an open line segment $I \subset \mathbb{RP}^2$ as γ runs over all such rays. Moreover, the distance between two rays γ_1 and γ_2 equals $\frac{1}{\sqrt{6}}d_I(L(\gamma_1), L(\gamma_2))$, where d_I is the metric on I given by cross-ratio.

It is of course worth seeking to weaken or remove the assumption $\theta_1 > \arcsin(\frac{\sqrt{3}}{4})$, which we leave to future work.

1.5. Moduli spaces and framings. We conclude this introductory part by pointing out some consequences of our main theorem concerning moduli spaces of convex \mathbb{RP}^2 -structures and Fock-Goncharov moduli spaces, which will not be pursued further in this paper.

Given an oriented surface S , the above mentioned bijection between the space $\mathcal{P}(S)$ of convex \mathbb{RP}^2 -structures and the space $\mathcal{C}(S)$ of pairs (J, ϕ) (see Section 3.3

for details) induces a bijection between the moduli spaces $\mathcal{C}(S) = \mathcal{C}(S)/\text{Diffeo}^0(S)$ and $\mathcal{P}(S) = \mathcal{P}(S)/\text{Diffeo}^0(S)$, where $\text{Diffeo}^0(S)$ is the identity component of the diffeomorphism group of S .

When S is closed with genus at least 2, $\mathcal{P}(S)$ is the $\text{SL}(3, \mathbb{R})$ -Hitchin component of $\pi_1(S)$ (see Labourie [Lab07]), while $\mathcal{C}(S)$ is a holomorphic vector bundle of rank $5(g-1)$ over the Teichmüller space $\mathcal{T}(S)$. The bijection $\mathcal{C}(S) \cong \mathcal{P}(S)$ in this case, due to Labourie [Lab07] and Loftin [Lof01] independently, is the origin of the whole subject treated here, while its generalization to Hitchin components for other Lie groups is an outstanding problem in Higgs bundle theory [Lab17].

On the other hand, when $S = S_{g,b}$ is a surface of genus g with $b > 0$ punctures, although $\mathcal{C}_{g,b} := \mathcal{C}(S)$ and $\mathcal{P}_{g,b} := \mathcal{P}(S)$ are infinite-dimensional spaces, Theorem 1.3 implies identifications between various finite dimensional subspaces in them. Namely, given a b -tuple of integers $d = (d_1, \dots, d_b)$, we consider the subspace $\mathcal{C}_{g,n}^{\leq d} \subset \mathcal{C}_{g,n}$ given by all (J, ϕ) with a pole of order at most d_i at the i^{th} puncture for every i . When $|d| := \sum d_i > -4(g-1)$, by the Riemann-Roch formula, $\mathcal{C}_{g,n}^{\leq d}$ is a complex vector bundle of rank $5(g-1) + |d|$ over the Teichmüller space $\mathcal{T}_{g,b}$. Further assume $d_i \geq 4$ if $b \geq 2$ and $d = d_1 \geq 6$ if $b = 1$, and let $\mathcal{C}_{g,b}^d \subset \mathcal{C}_{g,b}^{\leq d}$ be the open subset formed by all (J, ϕ) with a pole of order exactly d_i at the i^{th} puncture. Theorem 1.3 suggests considering accordingly the subspace $\mathcal{P}_{g,b}^d \subset \mathcal{P}_{g,n}$ given by all convex \mathbb{RP}^2 -structures X such that X extends to a compact surface with boundary which contains $S_{g,b}$ as its interior and the extended convex \mathbb{RP}^2 -structure has piecewise geodesic boundary with $d_i - 3$ vertices on the i^{th} boundary component. The theorem implies:

Corollary 1.7. *Under the above assumption on d , the affine sphere construction induces a bijection between $\mathcal{C}_{g,b}^d$ and $\mathcal{P}_{g,b}^d$.*

When $g = 0$ and $b = 1$, this is the identification [DW15] between the moduli space of polynomial cubic differentials on \mathbb{C} of degree $d - 6$ and that of convex polygons in \mathbb{RP}^2 with $d - 3$ sides. Note however that while the bijection is shown to be a homeomorphism in [DW15], we do not address the continuity issue here.

Finally, our main result suggests a notion of framings for holomorphic cubic differentials which corresponds to framings of convex \mathbb{RP}^2 -structures in the sense of Fock-Goncharov [FG06, FG07], defined as follows: Given a compact surface \bar{S} with boundary and a convex \mathbb{RP}^2 -structure \bar{X} with piecewise geodesic boundary on \bar{S} with vertices $\Lambda \subset \partial\bar{S}$, a framing of \bar{X} is by definition a choice of a point in each connected component of $\partial\bar{S} \setminus \Lambda$ (see [FG07, Definition 2.6] and the remark following it). Framings of a convex \mathbb{RP}^2 -structure X in $\mathcal{P}_{g,b}^d$ is then defined as framings of the extension of X to compact surface with boundary. The moduli space $\widehat{\mathcal{P}}_{g,b}^d$ of framed convex \mathbb{RP}^2 -structures is studied in [FG06, FG07].

On the other hand, suppose X corresponds to some (J, ϕ) in $\mathcal{C}_{g,b}^d$ under the bijection from Corollary 1.7, then Theorem 1.5 says that the compact surface \bar{S} to which X extends and the set $\Lambda \subset \partial\bar{S}$ of vertices are obtained from (S, J, ϕ) by performing the negative ray bordification at every puncture. Therefore, by the construction of negative ray bordifications (see Section 5.3 for details), a framing of X is equivalent to a choice of $d_i - 3$ negative rays not parallel to each other tending to the i^{th} puncture of S for every i , where two negative rays are considered as the same if one is contained in the other. Defining such a choice as a framing of (J, ϕ) and

letting $\widehat{\mathcal{C}}_{g,b}^d$ denote the moduli space of all (J, ϕ) in $\mathcal{C}_{g,b}^d$ endowed with a framing, we deduce from Theorem 1.5:

Corollary 1.8. *There is a natural bijection between $\widehat{\mathcal{C}}_{g,b}^d$ and $\widehat{\mathcal{P}}_{g,b}^d$ covering the bijection in Corollary 1.7.*

When $g = 0$ and $b = 1$, this amounts to an identification between the moduli space of framed polynomial cubic differentials on \mathbb{C} of degree $d - 6$ and the moduli space of convex configurations of $d - 3$ flags in \mathbb{RP}^2 . A natural problem worth further exploration is to interpret the Fock-Goncharov coordinates on $\widehat{\mathcal{P}}_{g,b}^d$ given by cross-ratios and triple-ratios of flags [FG06, FG07], as well as the canonical Poisson structure defined under these coordinates, in terms of holomorphic cubic differentials.

Organization of the paper. We first prove Theorems 1.1 and 1.2 in Chapter 2, then review backgrounds on affine spheres in Chapter 3 and prove in Chapter 4 a generalized version of Theorem 1.3 Part (1). The detailed construction of negative ray bordifications is carried out in Chapter 5, while in Chapter 6 we prove the asymptotic results on osculation maps and deduce Proposition 1.6 and Theorem 1.5. The latter implies the “only if” direction in Theorem 1.3 Parts (2) and (3) as well as the last statement in Theorem 1.3. Finally, the proof of Theorem 1.3 is completed by Chapter 7, where the “if” direction in Parts (2) and (3) are proved.

Acknowledgements. This paper is a revision of the author’s unpublished paper [Nie15]. We are grateful to Mike Wolf for a helpful conversation in 2014 leading to that paper and to Qionglin Li for inspiring discussions on various occasions. We would also like to thank John Loftin for explaining to us his paper [Lof15] and thank Alexandre Eremenko for helps with the proofs in Appendix B.1.

CONTENTS

1. Statement of results	1
2. The vortex equation	7
3. Affine spheres, cubic differentials and \mathbb{RP}^2 -structures	17
4. Finite volume ends and low-order poles	21
5. Bordification of cubic differentials around poles	26
6. \mathbb{RP}^2 -structure around higher order poles	34
7. Cubic differential around (piecewise) geodesic boundary	50
Appendix A. Connections and parallel transports	53
Appendix B. Ends of flat surfaces	53
References	59

2. THE VORTEX EQUATION

Let $k \geq 1$ be an integer, Σ be a Riemann surface and ϕ be a holomorphic k -differential, *i.e.* a holomorphic section of $K^{\otimes k}$, where K is the canonical bundle of Σ . We consider in this chapter conformal Riemannian metrics g on Σ satisfying

$$(2.1) \quad \kappa_g = -1 + \|\phi\|_g^2,$$

where κ_g is the curvature of g and $\|\phi\|_g$ is the pointwise norm of ϕ with respect to the hermitian metric on $K^{\otimes k}$ induced by g . While Eq.(2.1) is known as *Wang's equation* when $k = 3$, for general k we call it the *vortex equation* on (Σ, ϕ) as in [DW15] and refer to g as a *solution* to the equation, which is always smooth by elliptic regularity (see Remark 2.1).

2.1. Analytic tools. We collect in this section some basic facts about Eq.(2.1) and classical PDE results needed in the sequel.

Scalar form of the equation. Given a background conformal metric g_0 on Σ , assuming $g = e^u g_0$, we have

$$\kappa_g = e^{-u} \left(\kappa_{g_0} - \frac{1}{2} \Delta_{g_0} u \right), \quad \|\phi\|_g^2 = e^{-ku} \|\phi\|_{g_0}^2,$$

where Δ_{g_0} is the Laplacian of g_0 . Therefore, g solves the vortex equation for (Σ, ϕ) if and only if the function u satisfies

$$(2.2) \quad \frac{1}{2} \Delta_{g_0} u = e^u - e^{(1-k)u} \|\phi\|_{g_0}^2 + \kappa_{g_0}.$$

In particular, if z is a conformal local coordinate on Σ , taking g_0 to be the locally defined flat metric $|dz|^2$, we conclude that $g = e^u |dz|^2$ is a solution to the vortex equation for $\phi = \phi(z) dz^k$ if and only if u locally satisfies

$$(2.3) \quad \Delta u = 2(e^u - e^{(1-k)u} |\phi|^2),$$

where $\Delta = 4\partial_{z\bar{z}}^2 = \partial_x^2 + \partial_y^2$ is the Euclidean Laplacian.

Remark 2.1. In this paper, we do not specify regularity conditions on solutions to the vortex equation, because it follows from basic elliptic regularity theory (see e.g. [Eva98, §6.3]) that any H_{loc}^1 -weak solution to Eq.(2.3) is actually smooth.

Method of sub- and super- solutions. A sub- (resp. super-) solution to the vortex equation on (Σ, ϕ) is a continuous conformal metric g on Σ in the Sobolev class H_{loc}^1 such that for any conformal local coordinate z on Σ , if we write $g = e^u |dz|^2$ and $\phi = \phi(z) dz^k$, then u is a sub- (resp. super-) solution to Eq.(2.3), i.e.

$$\Delta u \geq 2(e^u - e^{(1-k)u} |\phi|^2) \quad \left(\text{resp. } \Delta u \leq 2(e^u - e^{(1-k)u} |\phi|^2) \right)$$

in the weak sense (see [Eva98, §9.3] or [GT01, §8.5] for the definition). Thus, g can be viewed as satisfying the inequality

$$\kappa_g \leq -1 + \|\phi\|_g^2 \quad \left(\text{resp. } \kappa_g \geq -1 + \|\phi\|_g^2 \right)$$

in the weak sense. The well known method of solving PDEs using sub- and super-solutions (see [Wan92, Theorem 9]) implies:

Theorem 2.2. *Given a subsolution g_- and a supersolution g_+ to the vortex equation on (Σ, ϕ) such that $g_- \leq g_+$, there exists a solution g satisfying $g_- \leq g \leq g_+$.*

Comparison principle. The conformal ratio between sub- and super- solutions to the vortex equation satisfies a strong maximum principle:

Proposition 2.3. *For any subsolution g_- and supersolution g_+ to the vortex equation on (Σ, ϕ) , the conformal ratio g_-/g_+ does not admit local maxima greater than 1. If g_-/g_+ achieves local maximum 1 at a point $p \in \Sigma$, then $g_+ = g_-$ in the vicinity of p .*

This can be deduced from the following strong maximum principle for weak subsolutions to linear equations, which is a special case of [GT01, Theorem 8.19]:

Lemma 2.4. *Let $\Omega \subset \mathbb{C}$ be a bounded domain and $w \in C^0(\overline{\Omega}) \cap H^1(\Omega)$ be such that $\Delta w \geq cw$ in the weak sense for a constant $c \geq 0$ and $w(p) = \sup_{\Omega} w$ for a point $p \in \Omega$. If $c > 0$, we further assume $\sup_{\Omega} w \geq 0$. Then w is a constant.*

Note that if $c = 0$ then the lemma is a basic property of subharmonic functions, whereas if $u \in C^2(\Omega)$ then it is the classical strong maximum principle of E. Hopf (see [GT01, Theorem 3.5]).

Proof of Proposition 2.3. Suppose $w := \log(g_-/g_+)$ achieves local maximum at $p \in \Sigma$. Let U be a relatively compact neighborhood of p , conformally identified with a bounded domain in \mathbb{C} , such that $w(p) = \sup_U w$. If $w(p) > 0$, we further assume $w > 0$ on U .

Write $g_{\pm} = e^{u_{\pm}} |dz|^2$ and $\phi = \phi(z) dz^k$, so that $u_{\pm} \in C^0(\overline{U}) \cap H^1(U)$ satisfy

$$(2.4) \quad \Delta u_- \geq 2(e^{u_-} - e^{(1-k)u_-} |\phi|^2), \quad \Delta u_+ \leq 2(e^{u_+} - e^{(1-k)u_+} |\phi|^2)$$

in the weak sense.

If $w(p) > 0$, since $w = u_- - u_+ > 0$ on U by assumption, we have

$$e^{u_-} - e^{(1-k)u_-} |\phi|^2 > e^{u_+} - e^{(1-k)u_+} |\phi|^2.$$

Combining with (2.4), we get $\Delta w = \Delta(u_- - u_+) > 0$ on U in the weak sense, so w is constant on U by Lemma 2.4. But this implies $\Delta w = 0$, a contradiction. Therefore, $w(p) > 0$ can not happen, i.e. g_-/g_+ does not admit local maxima greater than 1.

On the other hand, if $w(p) = 0$, we have $w = u_- - u_+ \leq 0$ on U , hence

$$0 \leq (e^{u_+} - e^{(1-k)u_+} |\phi|^2) - (e^{u_-} - e^{(1-k)u_-} |\phi|^2) \leq c(u_+ - u_-)$$

for a constant $c > 0$ only depending on $\sup_U |u_{\pm}|$ and $\sup_U |\phi|^2$. Combining with (2.4) gives $\Delta w \geq 2cw$ on U in the weak sense. Thus we can still apply Lemma 2.4 and conclude that $w = 0$ on U , or equivalently $g_+ = g_-$ on U , as required. \square

Proposition 2.3 implies a comparison principle for sub- and super- solutions:

Corollary 2.5. *Let g_+ and g_- be a supersolution and a subsolution to the vortex equation on (Σ, ϕ) , respectively, and let $C \subset \Sigma$ be a connected compact set such that $g_+ \geq g_-$ on ∂C . Then $g_+ \geq g_-$ on the whole C . If the equality holds at an interior point of C , then it holds on the whole C .*

Proof. If $g_+ < g_-$ at some interior point of C , then the restriction of g_-/g_+ to C attains its absolute maximum, which is greater than 1, in the interior of C . But this is impossible by Proposition 2.3. Thus we have $g_+ \geq g_-$ on C . If $g_+ = g_-$ at an interior point p of C , then g_-/g_+ attains local maximum 1 at p , so Proposition 2.3 again implies that $g_+ = g_-$ in a neighborhood of p . We conclude that $g_+ = g_-$ on C by connectedness. \square

A Theorem of Cheng and Yau. The following boundedness criterion for functions on a complete Riemannian manifold is a particular case of Theorem 8 in [CY75], obtained by taking $g(t) = t^\alpha$, $\alpha > 1$ in that theorem.

Theorem 2.6 (Cheng-Yau). *Let u be a C^2 -function on a complete Riemannian manifold M with Ricci curvature bounded from below such that $\Delta u \geq f(u)$, where f is a lower semi-continuous function on \mathbb{R} satisfying*

$$\liminf_{t \rightarrow +\infty} t^{-\alpha} f(t) > 0$$

for some $\alpha > 1$. Then u is bounded from above on M and we have $f(\sup u) \leq 0$.

2.2. Solutions with non-positive curvature. The singular flat metric $|\phi|^{\frac{2}{k}}$ underlying ϕ is a solution to the vortex equation away from the zeros of ϕ . Clearly, for any solution g to the vortex equation on (Σ, ϕ) , we have the following equivalences:

$$\kappa_g \leq 0 \iff \|\phi\|_g^2 \leq 1 \iff |\phi|^{\frac{2}{k}} \leq g.$$

Replacing “ \leq ” by “ $<$ ”, the three strict inequalities are also equivalent. The following lemma says that “ \leq ” implies either “ $<$ ” or “ $=$ ” everywhere:

Lemma 2.7. *Let g be a solution to the vortex equation on (Σ, ϕ) with $\kappa_g \leq 0$. If $\kappa_g = 0$ holds at a point, then ϕ does not have zeros and the equality holds everywhere.*

Proof. If the equality is achieved at a point, then the conformal ratio $|\phi|^{\frac{2}{k}}/g = \|\phi\|_g^{\frac{2}{k}}$ attains the absolute maximum 1. Applying Proposition 2.3 to $g_+ = g$ and $g_- = |\phi|^{\frac{2}{k}}$ on the complement of the set of zeros of ϕ , we conclude that the equality holds everywhere except at the zeros. But in this case ϕ can not have zeros. \square

While previous works in the literature on the vortex equation mainly focus on complete solutions with non-positive curvature, the following result in [Li17] implies that the curvature assumption is dispensable as it follows from completeness. For applications later on, we formulate the result for supersolutions:

Lemma 2.8. *If g is a complete C^2 -supersolution to the vortex equation, then $\kappa_g \leq 0$.*

Proof. Put $\tau := \log(1 + \|\phi\|_g^2)$. Computing in a conformal local coordinate z with $\phi = \phi(z)dz^k$ and $g = e^u|dz|^2$, we get

$$\begin{aligned} \partial_{z\bar{z}}^2 \tau &= \partial_{z\bar{z}}^2 \log \left(1 + \frac{|\phi|^2}{e^{ku}} \right) = -\frac{k|\phi|^2}{|\phi|^2 + e^{ku}} \partial_{z\bar{z}}^2 u + \frac{e^{ku}}{(|\phi|^2 + e^{ku})^2} |\partial_z \phi - k\phi \partial_z u|^2 \\ &\geq -\frac{k|\phi|^2}{|\phi|^2 + e^{ku}} \partial_{z\bar{z}}^2 u \geq \frac{k|\phi|^2}{|\phi|^2 + e^{ku}} \cdot \frac{e^u}{2} \left(1 - \frac{|\phi|^2}{e^{ku}} \right) \\ &= \frac{e^u}{2} \cdot \frac{k(e^\tau - 1)}{e^\tau} (2 - e^\tau) = \frac{e^u}{2} \cdot k(e^\tau - 3 + 2e^{-\tau}). \end{aligned}$$

So the Laplacian of τ with respect to g is $\Delta_g \tau = \frac{4}{e^u} \partial_{z\bar{z}}^2 \tau \geq 2k(e^\tau - 3 + 2e^{-\tau})$. Applying Theorem 2.6 with $f(\tau) = 2k(e^\tau - 3 + 2e^{-\tau})$, we get $f(\sup \tau) \leq 0$, or equivalently, $1 \leq e^{\sup \tau} \leq 2$, hence $\|\phi\|_g^2 \leq 1$. \square

2.3. Unique existence of complete solutions. In this section, we prove unique existence of complete solutions to the vortex equation. The uniqueness part is implied by the following lemma, which will be used again in Section 2.5:

Lemma 2.9. *Let g_+ and g_- be a supersolution and a subsolution of class C^2 to the vortex equation on (Σ, ϕ) , respectively. If g_+ is complete, then $g_+ \geq g_-$.*

Proof. Suppose $g_- = e^w g_+$. By the scalar form (2.2) of the vortex equation, g_- being a subsolution means

$$\frac{1}{2} \Delta_{g_+} w \geq e^w - e^{(1-k)w} \|\phi\|_{g_+}^2 + \kappa_{g_+}.$$

Since g_+ is a supersolution, we have $\kappa_{g_+} \geq -1 + \|\phi\|_{g_+}^2$. Therefore,

$$\frac{1}{2} \Delta_{g_+} w \geq e^w - 1 + (1 - e^{(1-k)w}) \|\phi\|_{g_+}^2.$$

By Lemma 2.8 we have $\kappa_{g_+} \leq 0$, which implies $\|\phi\|_{g_+}^2 \leq 1$. Thus

$$\frac{1}{2} \Delta_{g_+} w \geq f(w) := \begin{cases} e^w - 1, & \text{if } w \geq 0, \\ e^w - e^{(1-k)w} & \text{if } w \leq 0. \end{cases}$$

By Theorem 2.6, w is bounded from above and $f(\sup w) \leq 0$, hence $w \leq 0$, or equivalently, $g_- \leq g_+$. \square

Remark 2.10. When $\phi = 0$, Lemma 2.9 is a consequence of Yau's generalization [Yau73] of the Ahlfors-Schwarz lemma, stating that a conformal map from a surface endowed with a complete Riemannian metric of curvature ≥ -1 to a surface with a Riemannian metric of curvature ≤ -1 is metric dominating.

Theorem 2.11. *Given a Riemann surface Σ and a nontrivial holomorphic k -differential ϕ on Σ , there exists a unique complete solution g to the couple vortex equation on (Σ, ϕ) . This g has negative curvature unless (Σ, ϕ) is a quotient of (\mathbb{C}, dz^k) , in which case g is the flat metric $|dz|^2$.*

Note that for the trivial k -differential $\phi = 0$, solutions to the vortex equation are exactly conformal hyperbolic metrics, so there is a unique complete solution if and only if Σ is a hyperbolic Riemann surface.

Proof. The uniqueness follows immediately from Lemma 2.9.

Given a complete solution g , by Lemma 2.7 and Lemma 2.8, either $\kappa_g < 0$ on Σ or $\kappa_g \equiv 0$. In the latter case, ϕ does not have zeros and $g = |\phi|^{\frac{2}{k}}$ is a complete flat metric, so the universal cover of (Σ, g) is isometric to $(\mathbb{C}, |dz|^2)$. It follows that the universal cover of (Σ, ϕ) is isomorphic to (\mathbb{C}, dz^k) , whence the second statement of the theorem.

It remains to be proved that complete solutions exist. Since the Riemann sphere \mathbb{CP}^1 does not admit nontrivial holomorphic k -differentials, we may suppose $\Sigma = U/\Gamma$, where U is either \mathbb{C} or the unit disk \mathbb{D} and Γ is a discrete group of conformal automorphisms. If we have a complete solution \tilde{g} to the vortex equation on $(U, \tilde{\phi})$ (where $\tilde{\phi}$ denotes the lift of ϕ), then the uniqueness statement proved above implies that \tilde{g} is invariant by Γ , hence descends to a complete solution on (Σ, ϕ) . Therefore, it is sufficient to treat the cases $\Sigma = \mathbb{D}$ and $\Sigma = \mathbb{C}$ respectively.

Case 1: $\Sigma = \mathbb{D}$. Following [Wan92], we first consider a holomorphic cubic differential ϕ on \mathbb{D} whose pointwise norm with respect to the Poincaré metric $g_{\mathbb{D}}$

is bounded. This condition implies that if we take $M > 1$ large enough and set $g_+ := Mg_{\mathbb{D}}$, we have

$$\kappa_{g_+} = -\frac{1}{M^2} \geq -1 + \frac{\|\phi\|_{g_{\mathbb{D}}}^2}{M^k} = -1 + \|\phi\|_{g_+}^2,$$

i.e. g_+ is a supersolution. Since $g_- = g_{\mathbb{D}}$ is a subsolution majorized by g_+ , Theorem 2.2 yields a solutions g satisfying

$$(2.5) \quad g_{\mathbb{D}} = g_- \leq g \leq g_+ = Mg_{\mathbb{D}},$$

which is complete because $g_{\mathbb{D}}$ is. This establishes the desired existence statement in the case of bounded norm.

For a general holomorphic k -differential $\phi = \phi(z)dz^k$, let $D_r \subset \mathbb{D}$ be the disk of radius $r < 1$ centered at 0 and g_{D_r} be the complete conformal hyperbolic metric on D_r . The pointwise norm of $\phi|_{D_r}$ with respect to g_{D_r} is bounded, so the above existence result in the bounded case yields a complete solution g_r to the vortex equation on $(D_r, \phi|_{D_r})$. Applying this to an increasing sequence of disks with radii $0 < r_1 < r_2 < \dots$, the sequence (g_{r_n}) of metrics obtained has following properties on each D_{r_m} whenever $n > m$:

- Bounded from below by $g_{\mathbb{D}}$. This is because $g_r \geq g_{D_r}$ by (2.5), while

$$g_{D_r} = \frac{4|dz|^2}{r^2(1-r^{-2}|z|^2)^2} > \frac{4|dz|^2}{(1-|z|^2)^2} = g_{\mathbb{D}}.$$

- Pointwise decreasing. To prove this, in view of the the comparison principle (Corollary 2.5), it is sufficient to show that if $r < r'$, then $g_r \geq g_{r'}$ on $\partial D_{r-\varepsilon}$ for $\varepsilon > 0$ small enough. But this is true because $g_r \geq g_{D_r}$ and $g_{r'} \leq Mg_{D_{r'}}$ by (2.5), while it follows from the above expression of g_{D_r} that

$$\lim_{\varepsilon \rightarrow 0^+} \frac{g_{D_r}}{g_{D_{r'}}} \Big|_{\partial D_{r-\varepsilon}} = +\infty.$$

As a result, there is a (a priori not necessarily continuous) Riemannian metric $g = e^u|dz|^2 \geq g_{\mathbb{D}}$ on \mathbb{D} such that $(g_{r_n})_{n>m}$ pointwise converges to g on D_{r_m} for every m . Write $g_{r_n} = e^{u_n}|dz|^2$, so that u_n pointwise converges to u and satisfies

$$\frac{1}{2}\Delta u_n = e^{u_n} - e^{(1-k)u_n}|\phi|^2$$

on D_{r_n} (see Eq.(2.3)). We claim that $(u_n)_{n>m}$ has a uniform $C^{2,\alpha}$ -bound on D_{r_m} for some $0 < \alpha < 1$.

To prove that claim, we fix $p > 2$ and use the L^p -estimate for second order elliptic equations (Theorem 9.11 in [GT01]) to get a uniform $W^{2,p}$ -bound for $(u_n)_{n>m}$ on D_r for $r_m < r < r_{m+1}$. The Sobolev embedding (Corollary 7.11 in [GT01]) then yields a uniform C^1 -bound on D_r . Finally the Schauder estimate (Theorem 6.2 in [GT01]) provides the required uniform $C^{2,\alpha}$ -bound on D_{r_m} .

It follows from the claim that any subsequence of $(u_n)_{n>m}$ has a further subsequence converging to u in $C^2(D_{r_m})$. Therefore, $(u_n)_{n>m}$ itself converges to u in $C^2(D_{r_m})$, and thus u satisfies Eq.(2.3) on D_{r_m} . Since m is arbitrary, u satisfies Eq.(2.3) on the whole \mathbb{D} , or equivalently, $g = e^u|dz|^2$ is a solution to the vortex equation on (\mathbb{D}, ϕ) . Since $g \geq g_{\mathbb{D}}$ by construction, g is complete. This finishes the construction of complete solution to the vortex equation when Σ is hyperbolic.

Case 2: $\Sigma = \mathbb{C}$. We construct sub- and super- solutions following [WA94]. A more general version of the construction, also used in the next section, can be stated as follows:

Lemma 2.12. *Let Σ be a Riemann surface and ϕ be a holomorphic k -differential on Σ . Let $U, F \subset \Sigma$ be open subsets such that $U \cup F = \Sigma$. Assume that the boundary ∂F of F in Σ is compact and the closure \overline{F} does not contain zeros of ϕ . Let g_U be a complete solution to the vortex equation on $(U, \phi|_U)$. Then there exists a solution g to the vortex equation on (Σ, ϕ) such that*

$$\max(C^{-1}g_U, |\phi|^{\frac{2}{k}}) \leq g \leq g_U \text{ on } \Sigma \setminus F, \\ |\phi|^{\frac{2}{k}} \leq g \leq C|\phi|^{\frac{2}{k}} \text{ on } \Sigma \setminus U$$

for some constant $C > 1$.

Proof of Lemma 2.12. We will construct sub- and super- solutions to the vortex equation on (Σ, ϕ) making use of the following basic facts:

- If g' is a non-positively curved solution and C is a positive constant, then Cg' is a super- (resp. sub-) solution if $C \geq 1$ (resp. $C \leq 1$);
- The pointwise minimum (resp. maximum) of two super- (resp. sub-) solutions is a super- (resp. sub-) solution.

These follow from the definition of sub- and super- solutions, taking account of the fact that if $f_1, f_2 \in C^0(\Omega) \cap H_{loc}^1(\Omega)$ (where $\Omega \subset \mathbb{C}$ is an open set), then the pointwise maximum $\max(f_1, f_2) = \frac{1}{2}(f_1 + f_2 + |f_1 - f_2|)$ also belongs to $C^0(\Omega) \cap H_{loc}^1(\Omega)$ (see [GT01] Lemma 7.6), similarly for the pointwise minimum.

Since ∂F is compact and disjoint from the zeros of ϕ , the ratio $g_U/|\phi|^{\frac{2}{k}}$ is bounded from above by a constant $C > 1$ on a neighborhood V of ∂F . It follows that $\max(C^{-1}g_U, |\phi|^{\frac{2}{k}}) = |\phi|^{\frac{2}{k}}$ on V . Therefore, by the above basic facts,

$$g_- := \begin{cases} \max(C^{-1}g_U, |\phi|^{\frac{2}{k}}) & \text{on } \Sigma \setminus F \\ |\phi|^{\frac{2}{k}} & \text{on } F \end{cases}$$

is continuous and is a subsolution on each of the open sets F, V and $\Sigma \setminus \overline{F}$, hence a subsolution on Σ .

On the other hand, since g_U is a complete metric on U , the ratio $g_U/|\phi|^{\frac{2}{k}}$ goes to $+\infty$ as one approaches a point in ∂U . As a result, $\min(g_U, C|\phi|^{\frac{2}{k}}) = C|\phi|^{\frac{2}{k}}$ in a neighborhood W of ∂U , while $\min(g_U, C|\phi|^{\frac{2}{k}}) = g_U$ on the neighborhood V of ∂F by the earlier construction. Therefore

$$g_+ := \begin{cases} g_U & \text{on } \Sigma \setminus F \\ \min(g_U, C|\phi|^{\frac{2}{k}}) & \text{on } F \cap U \\ C|\phi|^{\frac{2}{k}} & \text{on } \Sigma \setminus U \end{cases}$$

is continuous and is a supersolution on each of the open sets $\Sigma \setminus \overline{F}, V, F \cap U, W$ and $\Sigma \setminus \overline{U}$, hence a supersolution on Σ . Moreover, since $g_U \geq |\phi|^{\frac{2}{k}}$ by Lemma 2.8, one readily checks that $g_+ \geq g_-$. Therefore, Theorem 2.2 applies and yields the required solution. \square

When $\Sigma = \mathbb{C}$, we let $F \subset \mathbb{C}$ be an open disk whose closure does not contain zeros of ϕ and let $U \subset \mathbb{C}$ be the complement of a closed disk contained in F . Since U is a hyperbolic Riemann surface, the above existence result in the hyperbolic case

yields the solution g_U needed in the hypothesis of Lemma 2.12. The lemma then provides a solution g to the vortex equation on (\mathbb{C}, ϕ) , which is complete because it is minorized by a constant multiple of g_U outside F while g_U is complete. This establishes the existence of complete solution in the case $\Sigma = \mathbb{C}$ and finishes the proof of the theorem. \square

2.4. (Non-)existence of incomplete solutions. The following theorem is a more detailed statement of Theorem 1.2. It shows that for certain (Σ, ϕ) , the completeness assumption in Theorem 2.11 can be dropped, resulting in unconditional uniqueness. The case $\Sigma = \mathbb{C}$ is proved by Q. Li [Li17].

Theorem 2.13. *Let Σ be a Riemann surface and ϕ be a holomorphic k -differential on Σ with finitely many zeros. Then the following statements are equivalent:*

- (a) *The vortex equation on (Σ, ϕ) does not admit incomplete solutions.*
- (b) *The singular flat metric $|\phi|^{\frac{2}{k}}$ is complete.*
- (c) *$\Sigma = \bar{\Sigma} \setminus P$ for a closed Riemann surface $\bar{\Sigma}$ and a finite subset $P \subset \bar{\Sigma}$, such that every $p \in P$ is a pole of ϕ of order at least k .*

Proof. (a) \Rightarrow (b): Assuming $|\phi|^{\frac{2}{k}}$ is incomplete, we shall show that the vortex equation on (Σ, ϕ) has an incomplete solution. Take a relatively compact neighborhood V of the set of zeros of ϕ and put $F := \Sigma \setminus \bar{V}$. Let U be a relatively compact neighborhood of \bar{V} . Then U and F satisfy the assumptions in Lemma 2.12, while Theorem 2.11 provides the complete solution g_U needed in the lemma. The solution g given by the lemma is incomplete, as required, because g is majorized by $C|\phi|^{\frac{2}{k}}$ outside the compact set \bar{U} while $|\phi|^{\frac{2}{k}}$ is incomplete.

(b) \Rightarrow (a): Assume $|\phi|^{\frac{2}{k}}$ is complete and let g_0 be a smooth conformal metric on Σ such that $g_0 = |\phi|^{\frac{2}{k}}$ outside a relatively compact neighborhood V of the set of zeros of ϕ . Then g_0 is complete and has curvature bounded from below. Let $g = e^u g_0$ be any solution to the vortex equation on (Σ, ϕ) . Then u satisfies Eq.(2.2), or equivalently,

$$\frac{1}{2} \Delta_{g_0}(-u) = e^{(k-1)(-u)} \|\phi\|_{g_0}^2 - e^{-(u)} - \kappa_{g_0}.$$

Outside U , the right hand side is $e^{(k-1)(-u)} - e^{-(u)}$. Therefore, if we let t_0 and f_0 be the maximum of $-u$ and the minimum of $\frac{1}{2} \Delta_{g_0}(-u)$ on \bar{U} , respectively, and put

$$f(t) := \begin{cases} f_0 & \text{if } t \leq t_0 \\ e^{(k-1)t} - e^{-t} & \text{if } t > t_0 \end{cases}$$

then we have $\frac{1}{2} \Delta_{g_0}(-u) \geq f(-u)$. By Theorem 2.6, $-u$ is bounded from above by a positive constant M . Thus $g \geq e^{-M} g_0$ is complete as g_0 is.

(b) \Rightarrow (c): The complete conformal metric g_0 constructed above has finite total curvature, so Σ is a punctured Riemann surface of finite type by [HT92, Theorem 1.1]. By Lemma B.1, each puncture is pole of order at least k .

(c) \Rightarrow (b): Conformally identifying a closed neighborhood of each $p \in P$ with the punctured disk $\{z \in \mathbb{C} \mid |z| \leq 1\}$ such that p corresponds to $z = 0$, it is elementary to check that Condition (c) implies $|\phi|^{\frac{2}{k}}$ is complete on the punctured disk, hence also complete on the whole Σ . \square

2.5. Upper bound at the center of a disk. In this section, we give upper bounds for non-positively curved solutions to the vortex equation at a point $q \in \Sigma$ in terms of the distance r from q to the zeros of ϕ . We can identify the disk of radius r (with respect to the metric $|\phi|^{\frac{2}{3}}$) centered at q with

$$D_r := \{z \in \mathbb{C} \mid |z| < r\}$$

so that $\phi = dz^3$ on D_r . The vortex equation for $g = e^u |dz|^2$ on D_r amounts to

$$(2.6) \quad \Delta u = 2(e^u - e^{(1-k)u}).$$

Note that the curvature $\kappa_g = -\frac{1}{2e^u} \Delta u$ of g is non-positive if and only if $u \geq 0$.

Proposition 2.14. *Given $k \geq 1$, there is a constant $C > 0$ such that for any non-negative C^2 -function u satisfying Eq.(2.6) on the disk D_r with radius $r \geq 1$, we have*

$$u(0) \leq \frac{C}{r^2}.$$

Proof. Given $t \geq 0$, we let $\xi_k(t)$ denote the unique $\xi \geq 1$ such that $\xi^k - \xi^{k-1} = t$. In other words, $t \mapsto \xi_k(t)$ is the inverse of the strictly increasing function $\xi \mapsto \xi^k - \xi^{k-1}$ defined on $\xi \in [1, +\infty)$. The definition implies $\xi_k(t) \geq t^{\frac{1}{k}}$ and

$$(2.7) \quad \xi_k(t) - t^{\frac{1}{k}} = \xi_k(t) \left[1 - \left(1 - \frac{1}{\xi_k(t)} \right)^{\frac{1}{k}} \right] = \frac{1}{k} + O(\xi_k(t)^{-1}) \text{ as } t \rightarrow +\infty.$$

On the other hand, the complete conformal hyperbolic metric on D_r is

$$g_{D_r} := \frac{4r^2 |dz|^2}{(r^2 - |z|^2)^2}.$$

Denoting $M := \xi_k((r/2)^{2k})$, we claim that $g' = M g_{D_r}$ is a supersolution to the vortex equation on (D_r, dz^k) . Indeed, since the pointwise norm $\|dz^k\|_{g_{D_r}}^2$ attains its maximum $(r/2)^{2k}$ at $z = 0$, we have $\sup_{D_r} \|dz^k\|_{g'}^2 = (r/2)^{2k}/M^k$, so

$$\kappa_{g'} = -\frac{1}{M} = -1 + \frac{(r/2)^{2k}}{M^k} = -1 + \sup_{D_r} \|dz^k\|_{g'}^2 \geq -1 + \|dz^k\|_{g'}^2,$$

whence the claim.

Eq.(2.6) is the vortex equation for $g = e^{u(z)} |dz|^2$ on (D_r, dz^k) , so the above claim and Lemma 2.9 implies $g \leq g'$. At $z = 0$, this gives

$$u(0) \leq \log \frac{\xi_k((r/2)^{2k})}{(r/2)^2} \sim \frac{4}{kr^2} \text{ as } r \rightarrow +\infty$$

(" $f_1(x) \sim f_2(x)$ as $x \rightarrow x_0$ " means $\lim_{x \rightarrow x_0} \frac{f_1(x)}{f_2(x)} \rightarrow 1$), hence the required inequality, where the last asymptotic equivalence is obtained through

$$\log \frac{\xi_k(t)}{t^{\frac{1}{k}}} = \frac{1}{k} \log \left(1 + \frac{\xi_k(t)^{k-1}}{t} \right) \sim \frac{\xi_k(t)^{k-1}}{kt} \sim \frac{1}{k} t^{-\frac{1}{k}} \text{ as } t \rightarrow +\infty,$$

using the relation $\xi_k(t)^k - \xi_k(t)^{k-1} = t$ and the asymptotic equivalence $\xi_k(t) \sim t^{\frac{1}{k}}$ implied by Eq.(2.7). \square

The upper bound in Proposition 2.14 can be refined into one with exponential decay, as shown in the following theorem, which is a weaker version of [DW15, Theorem 5.7]. Compare Remark 5.4.

Theorem 2.15. *Given $k \geq 1$, there are constants $C, r_0 > 0$ such that for any non-negative C^2 -function u satisfies Eq.(2.6) on the disk D_r with radius $r \geq r_0$, we have*

$$u(0) \leq Cr^{\frac{1}{2}} e^{-\sqrt{2k}r}.$$

Proof. We first give a unified proof for $k \geq 3$ and then point out the modifications needed for the simpler cases $k = 1, 2$. The idea is to construct supersolutions based on the following observation in [DW15, Lemma 5.9]: if a C^2 -function h satisfies

$$(2.8) \quad \Delta h = 2kh$$

and has the bounds $0 \leq h \leq \frac{2}{k-2}$, then $v := h - \frac{k-2}{2}h^2 \geq 0$ is a supersolution to Eq.(2.6). This results from the following facts, which are elementary to check:

- For all $u \geq 0$ we have $e^u - e^{(1-k)u} \geq ku - \frac{k(k-2)}{2}u^2$. In particular, every non-negative supersolution to the equation

$$(2.9) \quad \Delta u = 2ku - k(k-2)u^2$$

is a supersolution to Eq.(2.6).

- If Eq.(2.8) holds, then $v = h - \frac{k-2}{2}h^2$ satisfies

$$\Delta v - 2kv + k(k-2)v^2 = -k(k-2)^2h^3 + \frac{1}{4}k(k-2)^3h^4 - (k-2)|\nabla h|^2.$$

If furthermore $0 \leq h \leq \frac{4}{k-2}$, then the right hand side above is non-positive, hence v is a supersolution to Eq.(2.9).

Rotationally symmetric solutions to Eq.(2.8) are given by the modified Bessel function of the second kind $I_0(x) := \frac{1}{\pi} \int_0^\pi e^{x \cos \theta} d\theta$, which is the even function on \mathbb{R} satisfying

$$(2.10) \quad I_0''(x) + \frac{1}{x}I_0'(x) = I_0(x), \quad I_0(0) = 1.$$

Note that I_0 is increasing on $[0, +\infty)$. For every $R > 0$, we set

$$h_R(z) := \frac{I_0(\sqrt{2k}|z|)}{(k-2)I_0(\sqrt{2k}R)}, \quad v_R := h_R - \frac{k-2}{2}h_R^2.$$

By Eq.(2.10) and the expression of laplacian in polar coordinates, h_R satisfies Eq.(2.8) and we have $0 \leq h_R \leq \frac{1}{k-2}$ on the disk D_R . By the above observation, v_R is a supersolution to Eq.(2.6) on D_R , with boundary value $v_R|_{\partial D_R} \equiv \frac{1}{2(k-2)}$.

By Proposition 2.14 and the translation invariance of Eq.(2.6), we can let $r_1 > 0$ be sufficiently large such that $u(z_0) \leq \frac{1}{2(k-2)}$ for any C^2 -function u satisfies Eq.(2.6) on the disk $D_{r_1}(z_0) = \{z \in \mathbb{C} \mid |z - z_0| < r_1\}$. As a result, if u satisfies Eq.(2.6) on D_r with $r > r_1$ then $u \leq \frac{1}{2(k-2)}$ holds on $D_{r-r_1} \subset D_r$. Thus, we can apply the Comparison Principle (Corollary 2.5) to the solution $e^u|dz|^2$ and the above supersolution $e^{v_R}|dz|^2$ (with $R = r - r_1$) of the vortex equation on (D_{r-r_1}, dz^k) and get

$$(2.11) \quad u(0) \leq v_R(0) = \frac{1}{(k-2)I_0(\sqrt{2k}(r-r_1))} \left(1 - \frac{1}{2I_0(\sqrt{2k}(r-r_1))} \right).$$

It is well known (by the stationary phase method) that $I_0(x) = \frac{1}{\sqrt{2\pi x}}e^x(1 + O(x^{-1}))$ as $x \rightarrow +\infty$. So for any $x_1 > 0$ there is a constant $C_1 > 0$ such that $I_0(x) \geq C_1 e^x / \sqrt{x}$

whenever $x \geq x_1$. As a result, there are constants C_2, C_3 such that

$$\frac{1}{I_0(\sqrt{2k}(r-r_1))} \leq C_2(r-r_1)^{\frac{1}{2}} e^{-\sqrt{2k}(r-r_1)} \leq C_3 r^{\frac{1}{2}} e^{-\sqrt{2k}r}$$

when $r-r_1 \geq 1$. Combining with (2.11) and noting that $I_0 \geq 1$, we obtain the required inequality in the case $k \geq 3$.

The cases $k = 1, 2$ are simpler because we have $e^u - e^{(1-k)u} \geq ku$ for $u \geq 0$, hence any solution h to Eq.(2.8) is already a supersolution to Eq.(2.6). Thus, we can proceed as above with $v_R(z) := I_0(\sqrt{2k}R)^{-1}I_0(\sqrt{2k}|z|)$. \square

3. AFFINE SPHERES, CUBIC DIFFERENTIALS AND \mathbb{RP}^2 -STRUCTURES

In this chapter, we give a concise exposition of backgrounds on affine spheres and \mathbb{RP}^2 -structures. See [NS94, Lof10] for thorough surveys on these materials.

Throughout this paper, by a *surface* we mean a connected smooth 2-manifold without boundary, unless otherwise specified.

3.1. Affine spheres. We view \mathbb{R}^3 as a vector space endowed with a volume form, say, the determinant $\det : \bigwedge^3 \mathbb{R}^3 \rightarrow \mathbb{R}$, and study properties of surfaces in \mathbb{R}^3 invariant under the group $\mathrm{SL}(3, \mathbb{R})$ of linear transformations preserving \det .

An embedded surface $M \subset \mathbb{R}^3 \setminus \{0\}$ is said to be *centro-affine* if for each $p \in M$ the position vector $\vec{0p}$ is transversal to the tangent plane $T_p M$. Such a surface carries the following intrinsic data, which are invariant under $\mathrm{SL}(3, \mathbb{R})$:

- a volume form ω , called the *induced volume form*;
- a symmetric 2-tensor g , called the *centro-affine second fundamental form*;
- a torsion-free affine connection ∇ , called the *induced affine connection*.

They are determined by the following equalities, at every $p \in M$:

$$\omega(X, Y) = \det(X, Y, \vec{0p}), \quad D_X Y = \nabla_X Y + g(X, Y) \vec{0p},$$

where X and Y are any vector fields tangent to M . We always equip M with the orientation given by the induced volume form ω .

A centro-affine surface $M \subset \mathbb{R}^3 \setminus \{0\}$ is locally convex with 0 lying on the concave side if and only if the centro-affine second fundamental form g of M is a Riemann metric. If furthermore the volume form $dvol_g$ of g coincides with the induced volume form ω , then M is an *affine sphere of affine curvature -1 centered at 0*, which we simply call an *affine sphere* throughout this paper. The affine second fundamental form g is also known as the *Blaschke metric* of the affine sphere. The condition $dvol_g = \omega$ actually signifies that the position vector of each point on M coincides with the *affine normal*, a transversal vector field canonically assigned to every locally convex surface in \mathbb{R}^3 in a $\mathrm{SL}(3, \mathbb{R}) \ltimes \mathbb{R}^3$ -equivariant way.

A centro-affine immersion of an oriented surface S into \mathbb{R}^3 (i.e. an orientation preserving immersion with locally centro-affine image) yields intrinsic data (∇, g, ω) on S . In the same way as how immersions of a surface into the Euclidean 3-space \mathbb{E}^3 are locally determined up to isometries of \mathbb{E}^3 by a pair of 2-tensors (the first and second fundamental form) satisfying a compatibility condition (Gauss and Codazzi equations), centro-affine immersions are locally determined up to $\mathrm{SL}(3, \mathbb{R})$ by these intrinsic data, with a compatibility condition.

For affine spherical immersions, the intrinsic data with compatibility condition are equivalent to the data (g, ϕ) of Blaschke metric g plus a holomorphic cubic differential ϕ (under the complex structure given by g and the orientation) satisfying the vortex equation $\kappa_g = -1 + \|\phi\|_g^2$, also known as *Wang's equation* in this setting. Indeed, while $\omega = \text{dvol}_g$ by definition, ∇ is given by g and ϕ through the relation

$$(3.1) \quad g(\nabla_X Y - \widehat{\nabla}_X Y, Z) = \frac{1}{\sqrt{2}} \text{Re } \phi(X, Y, Z),$$

where $\widehat{\nabla}$ denotes the Levi-Civita connection of g . We call ϕ the *normalized Pick differential* of the affine sphere.

Remark 3.1. More commonly considered in the literature is the *Pick differential* $\psi = \frac{1}{\sqrt{2}}\phi$, for which the relation (3.1) does not have the $\frac{1}{\sqrt{2}}$ fact, but Wang's equation becomes $\kappa_g = -1 + 2\|\psi\|_g^2$. The advantage of the equation we use is that the flat metric $g = |\phi|^{\frac{2}{3}} = |\phi(z)|^{\frac{2}{3}}|dz|^2$ provides a solution away from the zeros of ϕ .

Given an oriented surface S , let $\mathbb{R} := S \times \mathbb{R}$ denote the trivial line bundle over S endowed with a global section, denoted by $\underline{1}$. For a pair (g, ϕ) on S as above, affine spherical immersions with Blaschke metric g and normalized Pick differential ϕ can be reconstructed by integrating a flat connection $D = D_{g, \phi}$ on the vector bundle $E := TS \oplus \mathbb{R}$ defined as follows: given a conformal local coordinate z on S , we write $g = e^u|dz|^2$, $\phi = \phi(z)dz^3$ and defined D by specifying its matrix expression under the local frame $(\partial_z, \partial_{\bar{z}}, \underline{1})$ of the complexified vector bundle $E \otimes \mathbb{C} = T_{\mathbb{C}}S \oplus \mathbb{C}$ (viewing D as a connection on $E_{\mathbb{C}}$ by \mathbb{C} -linear extension) as

$$(3.2) \quad D = d + \begin{pmatrix} \partial u & \frac{1}{\sqrt{2}}e^{-u}\bar{\phi}d\bar{z} & dz \\ \frac{1}{\sqrt{2}}e^{-u}\phi dz & \bar{\partial} u & d\bar{z} \\ \frac{1}{2}e^u d\bar{z} & \frac{1}{2}e^u dz & 0 \end{pmatrix}.$$

It can be checked that D is coordinate-independent, flat and preserves the volume form $\text{dvol}_g \wedge \underline{1}^*$ on E (where $\underline{1}^*$ is the section of E^* dual to $\underline{1}$). We call D the *affine sphere connection* associated to (g, ϕ) . The reconstruction of affine spheres from (g, ϕ) (see e.g. [DW15, §4.2], [Lof15, §3.4]) can be formulated as follows:

Proposition 3.2. *Let $U \subset \mathbb{R}^2$ be a simply connected domain. Then the assignment of the Blaschke metric g and normalized Pick differential ϕ to each affine spherical immersion $\iota : U \rightarrow \mathbb{R}^3$ gives a one-to-one correspondence between $\text{SL}(3, \mathbb{R})$ -equivalence classes of such immersions and pairs (g, ϕ) on U satisfying Wang's equation. Given such a pair (g, ϕ) , let $T(z_2, z_1) : T_{z_1}U \oplus \mathbb{R} \rightarrow T_{z_2}U \oplus \mathbb{R}$ denote the parallel transport of the affine sphere connection associated to (g, ϕ) along any path from z_1 to z_2 (see Appendix A), then a corresponding ι is given by*

$$(3.3) \quad \iota : U \rightarrow T_{z_0}U \oplus \mathbb{R} \cong \mathbb{R}^3, \quad \iota(x) = T(z_0, z)\underline{1}_z,$$

where z_0 is any point in U and the identification $T_{z_0}U \oplus \mathbb{R} \cong \mathbb{R}^3$ is such that $\text{dvol}_g \wedge \underline{1}^*$ corresponds to the volume form \det on \mathbb{R}^3 .

If the surface S is not simply connected, applying Proposition 3.2 to the universal cover \tilde{S} gives a one-to-one correspondence between pairs (g, ϕ) on S satisfying Wang's equation and *equivariant* affine spherical immersions $\iota : \tilde{S} \rightarrow \mathbb{R}^3$. Here ι is said to be equivariant if $\iota(\gamma.x) = \rho(\gamma)\iota(x)$ for all $\gamma \in \pi_1(S)$ and some representation $\rho : \pi_1(S) \rightarrow \text{SL}(3, \mathbb{R})$.

3.2. \mathbb{RP}^2 -structures and convexity. An \mathbb{RP}^2 -structure X on a surface S is by definition a maximal atlas with charts taking values in \mathbb{RP}^2 and transitions maps being elements in the group $\mathrm{SL}(3, \mathbb{R}) = \mathrm{PGL}(3, \mathbb{R})$ of projective transformations. By assembling charts of X , one obtains a local homeomorphism $\delta : \tilde{S} \rightarrow \mathbb{RP}^2$, called a *developing map* of X , which is equivariant with respect to some homomorphism $\pi_1(S) \rightarrow \mathrm{SL}(3, \mathbb{R})$. Thus, an \mathbb{RP}^2 -structure can be defined alternatively as a $\mathrm{SL}(3, \mathbb{R})$ -equivalence class of such equivariant local homeomorphisms.

In particular, given a pair (g, ϕ) on S satisfying Wang's equation, composing a corresponding equivariant affine spherical immersion $\iota : \tilde{S} \rightarrow \mathbb{R}^3$ with the projectivization $\mathbb{P} : \mathbb{R}^3 \setminus \{0\} \rightarrow \mathbb{RP}^2$, we get an \mathbb{RP}^2 -structure, denoted by $X(g, \phi)$.

A subset of \mathbb{RP}^2 is *properly convex* if it is convex and bounded in some affine chart. An \mathbb{RP}^2 -structure on a surface S is said to be *convex* if its developing map is a bijection from \tilde{S} to a properly convex set.

A. M. Li [Li90, Li92] proved that under the settings of Proposition 3.2, ι is a proper embedding if and only if g is complete, in which case $\iota(U)$ is inscribed in a convex cone $C \subset \mathbb{R}^3$ (like a hyperboloid inscribed in a quadratic cone) and \mathbb{P} gives a diffeomorphism from $\iota(U)$ to the properly convex domain $\Omega = \mathbb{P}(C \setminus \{0\})$. As a consequence, the \mathbb{RP}^2 -structure $X(g, \phi)$ is convex if g is complete.

But Theorem 2.11 yields a pair (g, ϕ) with complete g once ϕ is given. Therefore, letting $\mathcal{C}(S)$ denote the space of pairs (J, ϕ) , where J is a C^∞ -complex structure on S compatible with the orientation and ϕ a holomorphic cubic differential on the Riemann surface (S, J) such that either (S, J) is hyperbolic or ϕ is nontrivial, we get a map from $\mathcal{C}(S)$ to the space $\mathcal{P}(S)$ of C^∞ -convex \mathbb{RP}^2 -structures on S :

$$(3.4) \quad \mathcal{C}(S) \rightarrow \mathcal{P}(S), \quad (J, \phi) \mapsto X(g_{J, \phi}, \phi),$$

where $g_{J, \phi}$ denotes the complete solution to Wang's equation on (S, J, ϕ) given by Theorem 2.11. We proceed to explain that this map is bijective.

3.3. Unique existence of complete affine spheres. Given a bounded convex domain $\Omega \subset \mathbb{R}^2 \subset \mathbb{RP}^2$ and a negative valued convex function u on Ω , the surface

$$M := \left\{ -\frac{1}{u(x, y)}(x, y, 1) \mid (x, y) \in \Omega \right\} \subset \mathbb{R}^3$$

is convex, centro-affine and projects to Ω in an orientation preserving manner (where Ω inherits the orientation of \mathbb{R}^2 while M carries a natural orientation as a centro-affine surface). It turns out that M is an affine sphere if and only if u satisfies the Monge-Ampère equation

$$(3.5) \quad \det(\mathrm{Hess}(u)) = u^{-4}.$$

Moreover, u has vanishing boundary values if and only if M is properly embedded. The following theorem shows that such u uniquely exists, hence implies that there is a unique affine sphere projecting to Ω :

Theorem 3.3 (Cheng-Yau [CY77]). *For any bounded convex domain $\Omega \subset \mathbb{R}^2$ there exists a unique convex function $u \in C^0(\bar{\Omega}) \cap C^\infty(\Omega)$ satisfying Eq.(3.5) in Ω with $u|_{\partial\Omega} = 0$. As a consequence, for every properly convex domain $\Omega \subset \mathbb{RP}^2$ endowed with an orientation, there exists a unique complete affine sphere $M_\Omega \subset \mathbb{R}^3$ projectivizing to Ω in an orientation preserving manner.*

As a result, every oriented properly convex domain $\Omega \subset \mathbb{RP}^2$ carries a complete metric g_Ω and a holomorphic cubic differential ϕ_Ω satisfying Wang's equation, given by pushing forward the Blaschke metric and normalized Pick differential on M_Ω through the projection $\mathbb{P} : M_\Omega \xrightarrow{\sim} \Omega$. The uniqueness part of the above theorem implies that g_Ω and ϕ_Ω are $\mathrm{SL}(3, \mathbb{R})$ -equivariant in the sense that $a^*g_\Omega = g_{a(\Omega)}$ for all $a \in \mathrm{SL}(3, \mathbb{R})$, and similarly for ϕ_Ω .

Let S be an oriented surface. Given a convex \mathbb{RP}^2 -structure X with developing map $\delta : \tilde{S} \xrightarrow{\sim} \Omega \subset \mathbb{RP}^2$, the pullbacks δ^*g_Ω and $\delta^*\phi_\Omega$, which are just the Blaschke metric and normalized Pick differential of the unique affine spherical immersion ι satisfying $\delta = \mathbb{P} \circ \iota$, are invariant under deck transformations, hence can be viewed as defined on S . We simply call them the Blaschke metric and normalized Pick differential of the convex \mathbb{RP}^2 -structure X . By construction, the map $\mathcal{P}(S) \rightarrow \mathcal{C}(S)$ assigning to each $X = [\delta] \in \mathcal{P}(S)$ the pair $(\delta^*J_\Omega, \delta^*\phi_\Omega) \in \mathcal{C}(S)$ (where J_Ω denotes the complex structure underlying g_Ω) is inverse to the above map (3.4). Therefore, we obtain:

Corollary 3.4. *The map (3.4) is bijective.*

3.4. Tîţeica affine sphere. As an example of Proposition 3.2, we give in this section an explicit affine spherical immersion $\iota_0 : \mathbb{C} \rightarrow \mathbb{R}^3$ with Blaschke metric $|dz|^2$ and normalized Pick differential dz^3 . Since $|dz|^2$ is complete, by the results mentioned in Section 3.2, ι_0 is actually a proper embedding and the projectivized embedding $\delta_0 := \mathbb{P} \circ \iota_0$ is a diffeomorphism from \mathbb{C} to a properly convex domain in \mathbb{RP}^2 . We will see that this domain is a triangle, as shown by Figure 1.1.

The affine sphere connection D_0 associated to $(|dz|^2, dz^3)$, defined on the vector bundle $E := T\mathbb{C} \oplus \mathbb{R}$ and extended to $E \otimes \mathbb{C} = T_{\mathbb{C}}\mathbb{C} \oplus \mathbb{C}$, is expressed under the local frame $(\partial_z, \partial_{\bar{z}}, \underline{1})$ of $E \otimes \mathbb{C}$ as

$$D_0 = d + \begin{pmatrix} 0 & \frac{1}{\sqrt{2}}d\bar{z} & dz \\ \frac{1}{\sqrt{2}}dz & 0 & d\bar{z} \\ \frac{1}{2}d\bar{z} & \frac{1}{2}dz & 0 \end{pmatrix}.$$

It turns out that D_0 is diagonalized under the new frame (e_1, e_2, e_3) defined by

$$e_1 := \sqrt{2}\partial_x + \underline{1}, \quad e_2 := \sqrt{2}\left(-\frac{1}{2}\partial_x + \frac{\sqrt{3}}{2}\partial_y\right) + \underline{1}, \quad e_3 := \sqrt{2}\left(-\frac{1}{2}\partial_x - \frac{\sqrt{3}}{2}\partial_y\right) + \underline{1}.$$

Indeed, this frame is related to the original one by $(e_1, e_2, e_3) = (\partial_z, \partial_{\bar{z}}, \underline{1})B$, where the change-of-basis matrix B and its inverse are the constant matrices

$$B = \begin{pmatrix} \sqrt{2} & & \\ & \sqrt{2} & \\ & & 1 \end{pmatrix} \begin{pmatrix} 1 & \omega & \omega^2 \\ 1 & \omega^2 & \omega \\ 1 & 1 & 1 \end{pmatrix}, \quad B^{-1} = \frac{1}{3} \begin{pmatrix} 1 & 1 & 1 \\ \omega^2 & \omega & 1 \\ \omega & \omega^2 & 1 \end{pmatrix} \begin{pmatrix} \frac{1}{\sqrt{2}} & & \\ & \frac{1}{\sqrt{2}} & \\ & & 1 \end{pmatrix}$$

with $\omega := e^{2\pi i/3}$. A computation gives the expression of D_0 under (e_1, e_2, e_3) as

$$D_0 = d + B^{-1} \begin{pmatrix} 0 & \frac{1}{\sqrt{2}}d\bar{z} & dz \\ \frac{1}{\sqrt{2}}dz & 0 & d\bar{z} \\ \frac{1}{2}d\bar{z} & \frac{1}{2}dz & 0 \end{pmatrix} B = \sqrt{2} \operatorname{Re} \begin{pmatrix} dz & & \\ & \omega^2 dz & \\ & & \omega dz \end{pmatrix}.$$

In view of Appendix A, one checks that the parallel transport $T_0(0, z)$ of D_0 along any path from z to 0 is expressed under the frame (e_1, e_2, e_3) as the matrix

$$T_0(0, z) = \begin{pmatrix} e^{\sqrt{2} \operatorname{Re}(z)} & & \\ & e^{\sqrt{2} \operatorname{Re}(\omega^2 z)} & \\ & & e^{\sqrt{2} \operatorname{Re}(\omega z)} \end{pmatrix}.$$

Let $\iota_0 : \mathbb{C} \rightarrow E_0 = T_0\mathbb{C} \oplus \mathbb{R} \cong \mathbb{R}^3$ be the affine spherical embedding given by Proposition 3.2 with $z_0 = 0$. Since $\underline{1} = e_1 + e_2 + e_3$, we have the coordinate expression

$$\iota_0(z) = T_0(0, z) \begin{pmatrix} 1 \\ 1 \\ 1 \end{pmatrix} = \begin{pmatrix} e^{\sqrt{2} \operatorname{Re}(z)} \\ e^{\sqrt{2} \operatorname{Re}(\omega^2 z)} \\ e^{\sqrt{2} \operatorname{Re}(\omega z)} \end{pmatrix}.$$

The image $\iota_0(\mathbb{C}) = \{(x_1, x_2, x_3) \in \mathbb{R}^3 \mid x_1 x_2 x_3 = 1\}$ is known as the *Țîțea affine sphere*, while the image of the projectivization $\delta_0 = \mathbb{P} \circ \iota_0 : \mathbb{C} \rightarrow \mathbb{RP}^2$ is the triangle $\Delta := \{[x_1 : x_2 : x_3] \in \mathbb{RP}^2 \mid x_i > 0\}$.

Remark 3.5. The identification $E_0 \oplus \mathbb{R} \cong \mathbb{R}^3$ used in the above coordinate expression of ι_0 is induced by the frame (e_1, e_2, e_3) , which is *not* unimodular with respect to the volume form $\operatorname{dvol}_g \wedge \underline{1}^* = dx \wedge dy \wedge \underline{1}^*$ on E given by the Blaschke metric $g = |dz|^2$ (see Section 3.1). Thus, ι_0 gives an affine sphere (of affine curvature -1) not with respect to the usual volume form on \mathbb{R}^3 given by the determinant, but with respect to a scaled one. Nevertheless, this issue is insignificant for our purpose because we are mainly concerned with the projectivized embedding δ_0 .

4. FINITE VOLUME ENDS AND LOW-ORDER POLES

In this chapter, we show that the poles of a holomorphic k -differential of order less than k are exactly the finite volume ends for the complete solution to the vortex equation (Theorem 4.6). When $k = 3$, such ends have a projective-geometric description (Theorem 4.5) and the above result implies Part (1) of Theorem 1.3.

4.1. Hausdorff continuity. Recall from Section 3.3 that the properly embedded affine sphere M_Ω projecting to a bounded convex domain $\Omega \subset \mathbb{R}^2 \subset \mathbb{RP}^2$ is given by the convex function $u_\Omega \in C^0(\overline{\Omega}) \cap C^\infty(\Omega)$ satisfying $\det(\operatorname{Hess}(u_\Omega)) = u_\Omega^{-4}$ with vanishing boundary values. The following theorem of Benoist and Hulin [BH13, Corollary 3.3] (see also [DW15, Theorem 4.4]) shows that u_Ω and its derivatives depend continuously on Ω :

Theorem 4.1 ([BH13]). *Let $\Omega \subset \mathbb{R}^2$ be a bounded convex domain, $K \subset \Omega$ be a compact subset and let $\varepsilon > 0$. Then for any integer $k \geq 0$ and any convex domain $\Omega' \subset \mathbb{R}^2$ sufficiently close to Ω in terms of Hausdorff distance, we have $K \subset \Omega'$ and*

$$\|u_\Omega - u_{\Omega'}\|_{K,k} < \varepsilon.$$

Here $\|\cdot\|_{K,k}$ denote the C^k -norm on K .

The Riemannian metric g_Ω and holomorphic cubic differential ϕ_Ω on Ω , given by the Blaschke metric and normalized Pick differential on M_Ω (see Section 3.3), have coordinate expressions with coefficients given by partial derivatives of u_Ω of order up to 3. So the curvature $\kappa_{g_\Omega} = -1 + \|\phi_\Omega\|_{g_\Omega}^2 : \Omega \rightarrow \mathbb{R}$ has the same continuity

property with respect to Ω as u_Ω . We denote κ_{g_Ω} simply by κ_Ω for clearness. Note that $\kappa_\Omega \leq 0$ by Theorem 2.11.

Unlike u_Ω , whose definition relies on the affine chart, κ_Ω only depends on the properly convex domain Ω and is $\mathrm{SL}(3, \mathbb{R})$ -equivariant in the sense that $a^* \kappa_\Omega = \kappa_{a(\Omega)}$ for all $a \in \mathrm{SL}(3, \mathbb{R})$. Therefore, letting \mathfrak{C} denote the space of all properly convex domains equipped with the Hausdorff topology and \mathfrak{C}_* denote the topological subspace of $\mathfrak{C} \times \mathbb{RP}^2$ consisting of those $(\Omega, x) \in \mathfrak{C} \times \mathbb{RP}^2$ such that $x \in \Omega$, we can state the continuity property of κ_Ω as:

Corollary 4.2. *The map $\mathfrak{C}_* \rightarrow \mathbb{R}_{\leq 0}$ given by $(\Omega, x) \mapsto \kappa_\Omega(x) = -1 + \|\phi_\Omega\|_{g_\Omega}^2(x)$ is continuous.*

4.2. Hilbert metric. Besides the Riemannian metric g_Ω , any properly convex set $\Omega \subset \mathbb{RP}^2$ also carries a natural Finsler metric g_Ω^H , the *Hilbert metric*. Given an affine chart \mathbb{R}^2 containing $\overline{\Omega}$ and a Euclidean norm $|\cdot|$ on \mathbb{R}^2 , g_Ω^H is defined by

$$g_\Omega^H(v) := \left(\frac{1}{|x-a|} + \frac{1}{|x-b|} \right) |v| \text{ for all } x \in \Omega, v \in T_x \Omega \cong \mathbb{R}^2,$$

where $a, b \in \partial\Omega$ are the intersections of $\partial\Omega$ with the line passing through x along the direction v . The distance from any other $y \in \Omega$ on the line to x is given by

$$d_\Omega^H(x, y) = |\log[a, x, y, b]|,$$

where $[a, x, y, b]$ is the cross-ratio, expressed as $\frac{(a-y)(b-x)}{(a-x)(b-y)}$ if we identify the line with \mathbb{R} . It follows from projective invariance of the cross-ratio that g_Ω^H is independent on the choice of \mathbb{R}^2 and $|\cdot|$ and is $\mathrm{SL}(3, \mathbb{R})$ -equivariant in the sense that $a^* g_\Omega^H = g_{a(\Omega)}^H$ for all $a \in \mathrm{SL}(3, \mathbb{R})$.

Associated to g_Ω is a natural *Buseman volume form* ν_Ω^H on Ω , whose density with respect to the Lebesgue measure underlying $|\cdot|$ is $\mathrm{Area}(B_x(1))^{-1}$, where $B_x(1)$ denotes the unit disk $\{v \mid g_\Omega^H(v) \leq 1\} \subset T_x \Omega \cong \mathbb{R}^2$ and $\mathrm{Area}(B_x(1))$ is its area with respect to the Lebesgue measure.

Clearly, g_Ω^H and ν_Ω^H at a point $x \in \Omega$ depends continuously on Ω , hence the density $\nu_\Omega^H / \nu_\Omega$ of ν_Ω^H with respect to the volume form ν_Ω of the Blaschke metric g_Ω has the same continuity property as κ_Ω . Applying the Bézécri Compactness Theorem (see [BH13, Theorem 2.7]), which states that the quotient of the above topological space \mathfrak{C}_* by the $\mathrm{SL}(3, \mathbb{R})$ -action is compact, we get:

Corollary 4.3. *The map $\mathfrak{C}_* \rightarrow \mathbb{R}_+$ given by $(\Omega, x) \mapsto \frac{\nu_\Omega^H}{\nu_\Omega}(x)$ is continuous and is bounded from above and below by positive constants.*

4.3. Ends of a surface. In this section, we introduce definitions and terminologies about ends and punctures of surfaces. See [Ric63] for details on ends and classification of surfaces of infinite type. We are mainly concerned with the simplest case of the definition, namely, isolated planar ends. Nevertheless, the ends in the hypotheses of Theorems 4.5 and 4.6 below are a priori of general type.

Given a surface S , an *end* of S is defined intrinsically as an equivalence class of nested sequences of open subsets $U_1 \supset U_2 \supset \dots$ such that

- the boundary ∂U_i of U_i in S is compact for every i ;
- any compact subset of S is disjoint from U_i when i is sufficiently large;

while two sequences (U_i) and (V_i) are equivalent if each U_i contains some V_j and vice versa. A *neighborhood* of an end $p = [(U_i)]$ is by definition a subset of S containing some U_i . A sequence of points or an oriented path on S is said to *tend to* p if it is eventually contained in any neighborhood of p , or equivalently, in any U_i .

The space $\text{Ends}(S)$ of all ends of S carries a natural totally disconnected, separable and compact topology (see [Ric63]). An end $p \in \text{Ends}(S)$ is said to be *planar* if it has a neighborhood homeomorphic to a domain in \mathbb{R}^2 . An end p is planar and isolated in $\text{Ends}(S)$ if and only if a neighborhood is homeomorphic to an annulus. This is equivalent to the existence of a surface S' with boundary such that

- the boundary $\partial S'$ is homeomorphic to a circle;
- the interior $S' \setminus \partial S$ is homeomorphic to S ;
- every sequence of points on S tending to p has a subsequence converging in S' to a point on $\partial S'$.

In intuitive terms, S' is obtained from S by attaching a boundary circle to p . We call such an S' a *bordification* of S at p . By the Hausdorff property of $\text{Ends}(S)$, the last condition can be replaced by “there exists a sequence on S tending to p which converges in S' to a point on $\partial S'$ ”.

If Σ is a Riemann surface, an end $p \in \text{Ends}(\Sigma)$ is said to be a *puncture* if it has a neighborhood conformally equivalent to the punctured disk $\{z \in \mathbb{C} \mid 0 < |z| \leq 1\}$. We viewed z as a conformal local coordinate of Σ “centered at p ”.

A holomorphic k -differential ϕ on Σ is said to have non-essential singularity of degree $d \in \mathbb{Z}$ at a puncture p if in the local expression $\phi = \phi(z)dz^k$ under a conformal local coordinate z centered at p , the holomorphic function $\phi(z)$ has a non-essential singularity of degree d at $z = 0$, namely, $\phi(z) = z^d f(z)$ for f holomorphic around 0 with $f(0) \neq 0$. A pole of order $d \in \mathbb{Z}$ is by definition a non-essential singularity of order $-d$.

Remark 4.4. We allow poles to have nonpositive order, although this case is more commonly referred to as *removable singularities*. In particular, they are included when we talk about “poles of order less than k ” in Theorem 1.3 (1) and Section 4.5.

4.4. Finite volume ends of convex \mathbb{RP}^2 -surfaces. A surface S endowed with a convex \mathbb{RP}^2 -structure is referred to as a *convex \mathbb{RP}^2 -surface*. Such an S is identified via a developing map with the quotient of a properly convex domain $\Omega \subset \mathbb{RP}^2$ by a subgroup $\Gamma \subset \text{SL}(3, \mathbb{R})$ acting properly discontinuously on Ω . The Hilbert metric g_Ω^H , Buseman volume form ν_Ω^H and Blaschke metric g_Ω on Ω are all invariant under Γ , hence descent to objects on S bearing the same names (compare Section 3.3).

By Corollary 4.3, the proportion between the Buseman volume form and the volume form of the Blaschke metric on every convex \mathbb{RP}^2 -surface S is bounded from above and below by universal positive constants. A *finite volume end* of S is by definition an end which has a neighborhood with finite volume under either of these volume forms.

The following geometric characterization of finite volume ends is a straightforward consequence of works of Marquis [Mar12].

Theorem 4.5 ([Mar12]). *Let $\Omega \subset \mathbb{RP}^2$ be a properly convex domain and Γ be a subgroup of $\text{SL}(3, \mathbb{R})$ acting properly discontinuously on Ω . Then an end p of the convex \mathbb{RP}^2 -surface $S = \Omega/\Gamma$ is a finite volume end if and only if there is a parabolic projective transformation $a \in \Gamma$ with fixed point $x \in \partial\Omega$ and a closed ellipse $E \subset \mathbb{RP}^2$ preserved by a , such that $E \setminus \{x\}$ is contained in Ω and its quotient by a is embedded in S as a neighborhood of p .*

In other words, an end is a finite volume one if and only if it is projectively equivalent to a cusp of a hyperbolic surface. In particular, such an end is topologically trivial, *i.e.* an isolated planar end.

Outline of proof. The “if” part is simple: The interior E° of E equipped with its Hilbert metric $g_{E^\circ}^H$ is isometric to the hyperbolic plane, with a corresponding to a parabolic isometry. So any a -invariant ellipse strictly contained in E gives a neighborhood of p with finite volume under $g_{E^\circ}^H$, which has finite volume under the Hilbert metric of S as well because $g_{E^\circ}^H$ dominates g_Ω^H by virtue of the fact that $E^\circ \subset \Omega$.

To prove the “only if” part, we first show that p is an isolated planar end. Suppose by contradiction that it is not the case, so that every neighborhood of p is a surface of infinite type. Let U be a neighborhood with finite volume. We can pick a non-elementary simple loop γ on S (where a simple loop γ is said to be *elementary* if $S \setminus \gamma$ has a connected component homeomorphic to a punctured disk) such that a connected component V of $S \setminus \gamma$ is a neighborhood of p contained in U . By [Mar12, Proposition 5.12], the holonomy along γ is a hyperbolic projective transformation with principal segment contained in Ω . Thus, by [Mar12, Proposition 5.9], we can deform γ by free homotopy to a geodesic loop γ' , so that V gets deformed into a neighborhood V' of p bounded by γ' , which still has finite volume. Since V' is itself a convex \mathbb{RP}^2 -surface of infinite type, the proof of [Mar12, Théorème 5.18] shows that V' contains either infinitely many disjoint embedded ideal geodesic triangles or infinitely many disjoint pairs of pants with non-elementary geodesic boundary loops. But it is shown in [Mar12, Propositions 1.13 and 5.17] that each such triangle or pair of pants has Buseman volume bounded from below by a universal constant. Therefore, V' has infinite volume, a contradiction.

Now that p is an isolated planar end, we can pick a neighborhood U of p homeomorphic to a punctured disk with boundary ∂U a simple loop. The holonomy $a \in \mathrm{SL}(3, \mathbb{R})$ of S along ∂U is either hyperbolic, quasi-hyperbolic or parabolic and a case-by-case check (see [Mar12, Propositions 5.21, 5.27]) shows that U can have finite volume only when a is parabolic and p corresponds to the fixed point of a . It follows (see [Mar12, Proposition 4.16]) that p admits the desired description. \square

4.5. Finite volume ends and low-order poles. In view of the definition of finite volume ends from the previous section, Part (1) of Theorem 1.3 is a consequence of the following more general statement:

Theorem 4.6. *Let Σ be a Riemann surface, ϕ be a nontrivial holomorphic k -differential on Σ and p be an end of Σ . Then p has a neighborhood which has finite volume with respect to the complete solution to the vortex equation on (Σ, ϕ) if and only if p is a puncture at which ϕ has a pole of order less than k .*

Note that if Σ is a complete hyperbolic surface, so that the hyperbolic metric is the complete solution to the vortex equation for the trivial k -differential $\phi = 0$, then the statement of the theorem for $\phi = 0$ is the well known fact that finite volume ends of Σ are cusps. This follows from the classical fact that the convex core of a complete hyperbolic surface has finite volume if and only if the surface is of finite type, or alternatively from Theorem 4.5.

A key ingredient in the proof of Theorem 4.6 is a control on solutions to the vortex equation around a low-order pole of the holomorphic k -differential:

Lemma 4.7. *Let ϕ be a holomorphic k -differential on $\mathbb{D}^* := \{z \in \mathbb{C} \mid 0 < |z| < 1\}$ with a pole of order less than k at 0. Let g be a solution to the vortex equation on (\mathbb{D}^*, ϕ) which is complete at 0 (i.e. paths tending to 0 have infinite length under g) and g_1 be the complete conformal hyperbolic metric on \mathbb{D}^* . Then we have*

$$\lim_{z \rightarrow 0} \kappa_g(z) = -1, \quad \limsup_{z \rightarrow 0} \frac{g}{g_1}(z) \leq 1.$$

Proof. Let g' be a conformal metric on \mathbb{D}^* such that $g' = g$ on $\{0 < |z| < 1/3\}$ and $g' = g_1$ on $\{2/3 < |z| < 1\}$. Noting that $\kappa_g \geq -1$, we can pick a sufficiently large constant M such that the curvature of Mg' is bounded from below by -1 . Since g' is complete, Yau's Ahlfors-Schwarz lemma [Yau73] (see Remark 2.10) implies that $Mg' \geq g_1$. Therefore, on $\{0 < |z| < 1/3\}$ we have

$$-1 \leq \kappa_g = -1 + \|\phi\|_g^2 \leq -1 + M^k \|\phi\|_{g_1}^2.$$

But it follows from the expressions

$$g_1 = \frac{|dz|^2}{|z|^2 (\log |z|)^2}, \quad \phi = \frac{f(z)}{z^{k-1}} dz^k$$

(where f is holomorphic on $\{|z| < 1\}$) that $\|\phi\|_{g_1}^2 = |f(z)|^2 |z|^2 (\log |z|)^{2k}$ tends to 0 as $z \rightarrow 0$, whence $\lim_{z \rightarrow 0} \kappa_g(z) = -1$.

The second assertion is deduced from the first one as follows. Given $r > 0$, we consider the complete conformal hyperbolic metric

$$g_r = \frac{|dz|^2}{|z|^2 (\log |z| - \log r)^2}$$

on the punctured disk $\{0 < |z| < r\}$. Since $\lim_{z \rightarrow 0} \kappa_g(z) = -1$, for any $\lambda > 1$ there is $0 < r < 1$ such that $-1 \leq \kappa_g(z) \leq -\lambda^{-1}$ for $0 < |z| < r$, so that we can apply the Ahlfors-Schwarz lemma on $\{0 < |z| < r\}$ to the metrics g_r and $\lambda^{-1}g$, and conclude that $g_r \geq \lambda^{-1}g$. As a result,

$$\frac{g}{g_1}(z) = \frac{g}{g_r}(z) \frac{g_r}{g_1}(z) \leq \lambda \left(\frac{\log |z|}{\log |z| - \log r} \right)^2$$

whenever $0 < |z| < r$. This implies the required lim sup because $\lambda > 1$ is arbitrary and the fraction in the parentheses tends to 1 as z goes to 0. \square

Proof of Theorem 4.6. Suppose p has a neighborhood with finite volume under g . We first show that p is a puncture. To this end, we may suppose that Σ is a hyperbolic Riemann surface (otherwise Σ is parabolic and p is clear a puncture) and let g_0 be the complete conformal hyperbolic metric on Σ . We have $g \geq g_0$ by Yau's Ahlfors-Schwarz lemma or, alternatively, by Lemma 2.9. So p is a finite-volume end with respect to g_0 , hence a puncture (see the paragraph following Theorem 4.6).

By Theorem 2.11, the curvature $\kappa_g = -1 + \|\phi\|_g^2$ is non-positive, so the conformal ratio $|\phi|^{\frac{2}{k}}/g = \|\phi\|_g^{\frac{2}{k}}$ between singular flat metric $|\phi|^{\frac{2}{k}}$ and g is at most 1. Thus, p also has a neighborhood with finite volume under the volume form of $|\phi|^{\frac{2}{k}}$. By Lemma B.2 in the appendix, ϕ has a pole of order at most $k-1$ at p . This proves the “only if” part.

The “if” part follows from Lemma 4.7: Identifying a neighborhood of p with the punctured disk \mathbb{D}^* , the lemma implies that $g \leq Cg_1$ on $\{0 < |z| < \varepsilon\}$ for some constants $C > 1$ and $0 < \varepsilon < 1$. But $\{0 < |z| < \varepsilon\}$ has finite volume with respect to g_1 , hence with respect to g as well. \square

The $k = 3$ case of Theorem 4.6 is a slightly more general version of results in [BH13]. The “only if” statement for $k = 3$ is actually contained in [BH13] with an approach different from the proof above, based on the projective geometry of finite volume ends and the Hausdorff continuity property discussed in Section 4.1.

5. BORDIFICATION OF CUBIC DIFFERENTIALS AROUND POLES

The goal of this chapter is to give a geometric description of holomorphic k -differentials around poles and define the bordification Σ' used in Theorem 1.5.

5.1. Geometry of holomorphic k -differentials around poles. Given a holomorphic k -differential $\phi(z)dz^k$ on a punctured neighborhood of $z = 0$ with a non-essential singularity of degree $d \in \mathbb{Z}$ at 0 (see Section 4.3), there exists a conformal local coordinate $w = w(z)$ centered at 0 which brings ϕ into the normal form

$$(5.1) \quad \phi(z)dz^k = \begin{cases} w^d dw^k & \text{if } d \notin \{-k, -2k, \dots\}, \\ \frac{R}{w^k} dw^k \quad (R \in \mathbb{C}^*) & \text{if } d = -k, \\ \left(\frac{1}{w^l} + A\right)^k \frac{dw^k}{w^k} \quad (A \in \mathbb{C}) & \text{if } d = -(l+1)k \text{ with } l \in \mathbb{Z}_+. \end{cases}$$

Moreover, R and A^k are independent of the choice of w . In particular, R is called the *residue* of the holomorphic k -differential at the pole of order k . A proof for the $k = 2$ case is given in [Str84, §6]. We adapted that proof to establish a similar result for flat metrics in Lemma B.5 of Appendix B, from which the above normal form follows. Indeed, the lemma provides a local coordinate w such that the flat metric $|\phi(z)|^{\frac{2}{k}} |dz|^2$ underlying $\phi(z)dz^k$ coincides with the flat metric underlying one of the above normal forms, hence $\phi(z)dz^k$ expressed in w has the above normal form up to a unimodular constant factor, and one brings it to the normal form after multiplying w by a constant.

More important for our purpose is a geometric interpretation of the above normal form, as explained next. We consider a surface endowed with a holomorphic k -differential as a $\frac{1}{k}$ -translation surface with singularities. Namely, away from the zeros of the k -differential, the surface admits local charts taking values in \mathbb{C} and transition maps being elements in the group

$$\text{Aut}(\mathbb{C}, dz^k) = \{z \mapsto e^{2m\pi i/k} z + b \mid m \in \mathbb{Z}, b \in \mathbb{C}\}$$

of automorphisms of \mathbb{C} preserving the k -differential dz^k . Such surfaces can be constructed by gluing one or several polygonal regions in \mathbb{C} along their sides through elements in $\text{Aut}(\mathbb{C}, dz^k)$ and are particularly known as *translation surfaces* and *half-translation surfaces* when $k = 1$ and 2 , respectively (see e.g. [Zor06]).

In particular, we refer to $\frac{1}{k}$ -translation surfaces homeomorphic to $\mathbb{S}^1 \times [0, 1)$ as $\frac{1}{k}$ -translation ends. A $\frac{1}{k}$ -translation end F is said to be *regular* if its underlying flat end is regular in the sense of Appendix B, which means F is conformally a punctured disk endowed with a nowhere vanishing holomorphic k -differential with a non-essential singularity at the puncture. The degree of the non-essential singularity is referred to as the degree of F . Two $\frac{1}{k}$ -translation ends are called *equivalent* if they are isomorphic as $\frac{1}{k}$ -translation surfaces after removing a compact subset from each of them.

Given a $\frac{1}{k}$ -translation end F , the total boundary curvature $\theta \in \mathbb{R}$ and holonomy translation $t \geq 0$ of the underlying flat end discussed in Appendix B.2 are invariants of F under the equivalence relation. By the expressions of flat metrics with prescribed θ and t given in the table from Appendix B.2, if F is regular with degree d , then its total boundary curvature is $\theta = 2\pi(d + k)/k$.

On the other hand, a complete set of conjugacy invariants for an element σ in $\text{Aut}(\mathbb{C}, dz^k)$ is the rotation part $\text{rot}(\sigma) \in Z_k := \{e^{2m\pi i/k} \mid m \in \mathbb{Z}\}$ together with the translation $\text{tran}_k(\sigma)$, where the latter takes values in the quotient \mathbb{C}/Z_k such that $\text{tran}_k(z \mapsto z + h)$ is the image of h in the quotient while $\text{tran}_k(\sigma) = 0$ if $\text{rot}(\sigma)$ is nontrivial. While the rotation part of the holonomy of F is just $e^{\theta i}$ as for flat ends (see Appendix B.2), the *holonomy translation* $\tau(F) \in \mathbb{C}/Z_k$, defined similarly as for flat ends, is another invariant of F under equivalence. The norm $|\tau(F)|$ is the holonomy translation of the underlying flat end and can be nonzero only when θ is an integer multiple of 2π , or equivalently, when the degree d is divisible by k .

A geometric formulation of the above normal form (5.1) is:

Proposition 5.1. *The holonomy translation $\tau \in \mathbb{C}/Z_k$ of a regular $\frac{1}{k}$ -translation end of degree d fulfills the following restrictions:*

- $\tau = 0$ unless $d \in \{-k, -2k, \dots\}$;
- $\tau \neq 0$ if $d = -k$.

Given any $d \in \mathbb{Z}$ and $\tau \in \mathbb{C}/Z_k$ under these restrictions, up to equivalent, there exists a unique regular $\frac{1}{k}$ -translation end of degree d with holonomy translation τ .

Proof. As in the table following Theorem B.4 in the appendix, one checks that if a regular $\frac{1}{k}$ -translation end F of degree d is given by a holomorphic k -differential with normal form (5.1), then the invariants R (when $d = -k$) and A^k (when $d = -(l+1)k$, $l \in \mathbb{Z}_+$) in the normal form both equal $(\frac{\tau(F)}{2\pi i})^k$, while $\tau(F) = 0$ if $d \in \{-k, -2k, \dots\}$. Therefore, the desired statements follow from the fact that every regular $\frac{1}{k}$ -translation end can be brought to one given by a holomorphic k -differential in normal form. \square

In summary, the degree $d \in \mathbb{Z}$ and the holonomy translation $\tau \in \mathbb{C}/Z_k$ form a complete set of invariants for regular $\frac{1}{k}$ -translation ends under equivalence. While the normal form (5.1) provides realizations of prescribed invariants in an analytic manner as shown by the above proof, the models constructed in Appendix B.2, namely, cones, funnels, half-cylinders and grafted funnels, can be endowed with $\frac{1}{k}$ -translation structures and yield geometric realizations. More precisely,

- around a pole of order k , a $\frac{1}{k}$ -translation surface is locally a half-cylinder $h\overline{\mathbb{H}}/h\mathbb{Z}$, i.e. the quotient of $h\overline{\mathbb{H}} = \{hz \mid \text{Im}(z) \geq 0\}$ by the translation $z \mapsto z + h$, endowed with the k -differential dz^k ;

- around a pole of order $n+k$ with $n \in \mathbb{Z}_+$, a $\frac{1}{k}$ -translation surface is locally either a funnel of angle $2\pi n/k$, or a grafted funnel of angle $2\pi l$ when $n = kl$, $l \in \mathbb{Z}_+$, as shown by Figures B.1 and B.2 in the appendix.

Another model in the latter case is explained in the next section for later use.

5.2. Model built of half-planes. For applications in the next section and Chapter 6, we now assume $k = 3$ and show that around a pole of order greater than 3, a $\frac{1}{3}$ -translation surface is locally formed by one or several copies of the right half-plane $\overline{\mathbb{H}} := \{z \in \mathbb{C} \mid \text{Re}(z) \geq 0\}$ patched together through $\frac{2\pi}{3}$ -rotations:

Proposition 5.2. *Let $\phi(z)dz^3$ be a holomorphic cubic differential defined on a punctured neighborhood of $z = 0$ with a pole of order $d = n + 3 \geq 4$ at 0. Then there is a punctured closed neighborhood \overline{U} of 0 such that $(\overline{U}, \phi(z)dz^3)$ is isomorphic to a $\frac{1}{3}$ -translation surface obtained by assembling n copies of \overline{H} , denoted by $\overline{H}_1, \dots, \overline{H}_n$, as in Figure 5.1.*

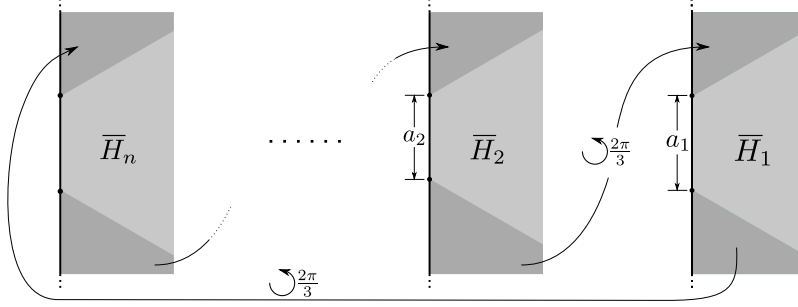
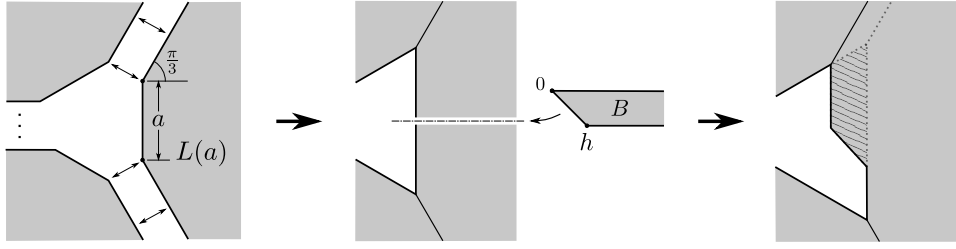


FIGURE 5.1. Assembling n copies of \overline{H} : each \overline{H}_{i+1} is glued to \overline{H}_i (the indices are counted mod n) by identifying the shaded region at the bottom of \overline{H}_{i+1} with the one at the top of \overline{H}_i through a map of the form $z \mapsto e^{2\pi i/3}z + z_0$. The distance a_i between the two shaded regions in each H_i is positive.

This generalizes the result in [DW15, Appendix A]. Here the overbars in the notations indicate that we are considering closed neighborhoods and half-planes, although this is not essential for our goal.

Proof. We call the $\frac{1}{3}$ -translation surface constructed in Figure 5.1 the *model end* with parameters a_1, \dots, a_n and denote it by $M(a_1, \dots, a_n)$. Let $L(a) \subset \mathbb{C}$ denote the region in the first picture of Figure 5.2, which is bounded by a vertical line segment of length a and rays with slopes $\pm\sqrt{3}$, so that $M(a_1, \dots, a_n)$ can be constructed alternatively by gluing together $L(a_1), \dots, L(a_n)$ in a cyclic manner along their boundary rays, as the picture shows.

Model ends are regular $\frac{1}{3}$ -translation ends because their underlying flat surfaces are complete, hence regular (see Lemma B.1). A model end with n parameters has total boundary curvature $-2n\pi/3$, hence degree $-(n+3)$. Thus, the proposition to be proved just states that every regular $\frac{1}{3}$ -translation end of degree $-(n+3)$ is equivalent to a model end with n parameters. By Proposition 5.1, if n is not divisible by 3 then this is immediate, while in the case $n = 3l$ with $l \in \mathbb{Z}_+$ we only need to show that for any $\tau \in \mathbb{C}/Z_3$ there exists a model end with n parameters which has holonomy translation τ . This can be constructed from the model end $M(a, \dots, a)$ with n identical parameters through the following grafting operation: Choose $h \in \mathbb{C}$ with $\text{Im}(h) < 0$ projecting to $\tau \in \mathbb{C}/Z_3$. Take one of the n copies of $L(a)$ in $M(a, \dots, a)$, choose a horizontal ray in it issuing from the vertical boundary segment, then replace the ray with the skew half-band $B \subset \mathbb{C}$ bounded by the segment from 0 to h and the rays $\mathbb{R}_{\geq 0}$ and $h + \mathbb{R}_{\geq 0}$. See the second picture in Figure 5.2. Since $M(a, \dots, a)$ has zero holonomy translation, the resulting surface is a regular $\frac{1}{k}$ -translation end with holonomy translation τ . It becomes the desired model end after removing a trapezoid from it, as indicated in the last picture. \square

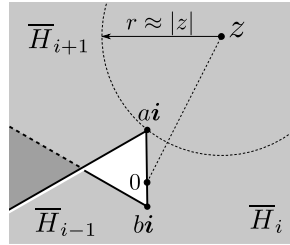
FIGURE 5.2. Construction of model ends from $L(a)$ and grafting.

Non-positively curved solutions to the vortex equation on (Σ, ϕ) can be estimated on these half-planes:

Corollary 5.3. *Under the settings of Proposition 5.2, let g be a solution to the vortex equation on (Σ, ϕ) with non-positive curvature. Then there are constants $C, r_0 > 0$ such that for any given $i \in \{1, \dots, n\}$, if we write $g = e^u |dz|^2$ on $\overline{H}_i \cong \overline{H}$, then*

$$0 \leq u(z) \leq C|z|^{\frac{1}{2}} e^{-\sqrt{6}|z|} \text{ for all } z \in \overline{H}_i, |z| \geq r_0.$$

Proof. Around \overline{H}_i , (Σ, ϕ) locally looks like Figure 5.3, from which it is clear that there is a constant $c > 0$ only depending on the points $ai, bi \in \partial H_i \cong i\mathbb{R}$ where ∂H_{i-1} and ∂H_{i+1} intersect ∂H_i , such that for every $z \in \overline{H}_i$, the disk of radius $|z| - c$ centered at z (with respect to the flat metric $|\phi|^{\frac{2}{3}}$) is contained in the union of all the half-planes. This disk can be identified with $(\{\zeta \in \mathbb{C} \mid |\zeta| < |z| - c\}, d\zeta^3)$ with

FIGURE 5.3. The maximal disk centered at $z \in \overline{H}_i \cong \overline{H}$ contained in $\bigcup_{j=1}^n \overline{H}_j$.

z corresponding to $\zeta = 0$. Writing $g = e^{w(\zeta)} |d\zeta|^2$ on the disk, Theorem 2.15 gives

$$0 \leq u(z) = w(0) \leq C'(|z| - c)^{\frac{1}{2}} e^{-\sqrt{6}(|z| - c)}$$

whenever $|z| - c \geq r'_0$, for some constants $C', r'_0 > 0$. The required inequality follows. \square

Remark 5.4. A stronger estimate is given in [DW15, Theorem 5.7] with the upper bound $C|z|^{-\frac{1}{2}} e^{-\sqrt{6}|z|}$. However, the exponent of the $|z|$ -factor is nonessential for our method in Sections 6.

5.3. Bordification at poles of order greater than 3. In this section, we fix a Riemann surface Σ , a puncture p of Σ and a holomorphic cubic differential ϕ on Σ with a pole of order $d = n + 3 \geq 4$ at p . Our goal is to construct the bordification Σ' of Σ in Part (1) of Theorem 1.5. We first introduce the following definitions:

• By a *geodesic ray* on (Σ, ϕ) , we mean a unit-speed geodesic ray $\gamma : [0, +\infty) \rightarrow \Sigma$ with respect to the flat metric $|\phi|^{\frac{2}{3}}$ avoiding the zeros of ϕ . Let \mathcal{G}_p denote the set of all geodesic rays tending to the puncture p .

• A geodesic ray γ is characterized by the property that $\phi(\dot{\gamma})$ (the cubic differential ϕ evaluated at each velocity vector $\dot{\gamma}$) is a unimodular complex constant. If $\phi(\dot{\gamma}) \equiv -1$, we call γ a *negative ray*.

• A *sector* (resp. *half-band*) in (Σ, ϕ) is an open set whose closure is isometric to a convex region in the Euclidean plane bounded by two rays issuing from the same point (resp. two parallel rays and the line segment joining their endpoints).

• Geodesic rays α and β are said to be *coterminal* if they coincide up to a shift of parameter, i.e. if $\alpha(t) = \beta(t + t_0)$ for some $t_0 \in \mathbb{R}$ and all $t \geq \max\{-t_0, 0\}$. If α and β are either coterminal to each other, or coterminal to the two boundary rays of a half-band, respectively, then they are said to be *parallel*.

With these definitions, we construct Σ' by specifying its boundary and topology as follows. First let “ \sim ” denote the equivalence relation defined on \mathcal{G}_p as follows:

- if α is negative, $\alpha \sim \beta$ means α is coterminal to β ;
- if α is not negative, $\alpha \sim \beta$ means α and β are parallel, respectively, to the two boundary rays of a sector not containing any negative ray.

Let Σ' be the disjoint union $\Sigma \sqcup (\mathcal{G}_p / \sim)$ endowed with the topology generated by open subsets of Σ together with all subsets of Σ' of the form $V \cup \partial_\infty V$, where

- V is a half-band or a sector such that both boundary rays of V are negative rays tending to p ;
- $\partial_\infty V$ is the subset of \mathcal{G}_p / \sim given by all geodesic rays contained in V .

Proposition 5.5. *Σ' is a bordification of Σ at p in the sense of Section 4.3. It has the following properties:*

- (1) Every $\gamma \in \mathcal{G}_p$, viewed as a path on Σ , converges in Σ' to the point $[\gamma] \in \mathcal{G}_p / \sim = \partial\Sigma'$ represented by γ itself.
- (2) The set $\Lambda := \{[\gamma] \mid \gamma \in \mathcal{G}_p \text{ is not negative}\}$ has n points.
- (3) Given negative rays $\alpha, \beta \in \mathcal{G}_p$, their limits $[\alpha], [\beta] \in \partial\Sigma' \setminus \Lambda$ are in the same connected component of $\partial\Sigma' \setminus \Lambda$ if and only if α and β are parallel.

The proof is given in the next section. We call Σ' the *negative ray bordification* of Σ at p because its boundary points, with the n exceptions from Λ , correspond to negative rays tending to p . By the last property in the proposition above, every connected component of $\partial\Sigma' \setminus \Lambda$ carries a natural metric isometric to the real line, given by specifying the distance between $[\alpha]$ and $[\beta]$ to be the width of a half-band whose boundary rays are coterminal to α and β . Note that this might not be the plain distance between the rays α and β , as they can start from the same point but still be parallel with positive distance.

The negative ray bordification \mathbb{C}' of (\mathbb{C}, dz^3) at ∞ (which is actually a compactification) is essentially so defined that the projectivized Tîţea affine sphere embedding $\delta_0 : \mathbb{C} \xrightarrow{\sim} \Delta \subset \mathbb{RP}^2$ (see Section 3.4) extends to a homeomorphism from \mathbb{C}' to the closed triangle $\overline{\Delta}$, as explained below.

Example 5.6. The cubic differential dz^3 on \mathbb{C} has a pole of order 6 at ∞ . The set $\mathcal{G} = \mathcal{G}_\infty$ of geodesic rays tending to ∞ consists of all geodesic rays

$$\gamma_{z,v} : [0, +\infty) \rightarrow \mathbb{C}, \quad \gamma_{z,v}(t) := z + vt,$$

where $v \in \mathbb{S}^1 := \{v \in \mathbb{C} \mid |v| = 1\}$. By definition,

- $\gamma_{z,v}$ is negative if $v^3 = -1$, namely, if $v = e^{\pm\pi i/3}$ or -1 ;
- $\gamma_{z,v}$ is non-negative if $v^3 \neq -1$. Two non-negative rays $\gamma_{z,v}$ and $\gamma_{z',v'}$ are \sim -equivalent if and only if v and v' are in the same connected component of $\mathbb{S}^1 \setminus \{v \in \mathbb{C} \mid v^3 = -1\}$.

In Figure 5.4, a schematic picture of the quotient set $\partial_\infty \mathbb{C} := \mathcal{G} / \sim$ is shown on the left. Here, given $v \in \mathbb{S}^1$ with $v^3 \neq -1$, we let $\partial_\infty^{(v)} \mathbb{C}$ denote the point in $\partial_\infty \mathbb{C}$ represented by any $\gamma_{z,v}$, so that

$$\Lambda := \{[\gamma] \in \partial_\infty \mathbb{C} \mid \gamma \in \mathcal{G} \text{ is non-negative}\} = \{\partial_\infty^{(1)} \mathbb{C}, \partial_\infty^{(\omega)} \mathbb{C}, \partial_\infty^{(\omega^2)} \mathbb{C}\},$$

where $\omega = e^{2\pi i/3}$. On the other hand, if $v^3 = -1$, we denote

$$\partial_\infty^{(v)} \mathbb{C} := \{[\gamma_{z,v}] \in \partial_\infty \mathbb{C} \mid z \in \mathbb{C}\},$$

which can be identified with the real line, with points in one-to-one correspondence with coterminal classes of negative rays in the direction v . Indeed, we have a parametrization

$$(5.2) \quad \mathbb{R} \rightarrow \partial_\infty^{(v)} \mathbb{C}, \quad s \mapsto [\gamma_{isv,v}(t)].$$

Using the coordinate expression of the projectivized Tîţeica affine sphere embedding (see Section 3.4)

$$\begin{aligned} \delta_0 : \mathbb{C} &\xrightarrow{\sim} \Delta = \{[x_1 : x_2 : x_3] \mid x_i > 0\} \subset \mathbb{RP}^2 \\ \delta_0(z) &= [e^{\sqrt{2}\operatorname{Re}(z)} : e^{\sqrt{2}\operatorname{Re}(\omega^2 z)} : e^{\sqrt{2}\operatorname{Re}(\omega z)}], \end{aligned}$$

one checks that for any $z \in \mathbb{C}$ and $v \in \mathbb{S}^1$ with $v^3 \neq -1$,

$$\lim_{t \rightarrow +\infty} \delta_0(\gamma_{z,v}(t)) = \begin{cases} [1 : 0 : 0] & \text{if } \arg(v) \in (-\frac{\pi}{3}, \frac{\pi}{3}) \\ [0 : 1 : 0] & \text{if } \arg(v) \in (\frac{\pi}{3}, \pi) \\ [0 : 0 : 1] & \text{if } \arg(v) \in (\pi, \frac{5\pi}{3}) \end{cases}$$

Namely, when $[\gamma] \in \Lambda$, the limit of $\delta_0(\gamma(t))$ is a vertex of the triangle Δ . On the other hand, δ_0 maps every line in the direction -1 (resp. $e^{-\pi i/3}$, $e^{\pi i/3}$) to a line in Δ issuing from $[1 : 0 : 0]$ (resp. $[0 : 1 : 0]$, $[0 : 0 : 1]$), see Figure 1.1. More specifically, we have

$$(5.3) \quad \lim_{t \rightarrow +\infty} \delta_0(\gamma_{isv,v}(t)) = \begin{cases} [1 : e^{\sqrt{6}s} : 0] & \text{if } v = e^{\pi i/3} \\ [0 : 1 : e^{\sqrt{6}s}] & \text{if } v = -1 \\ [e^{\sqrt{6}s} : 0 : 1] & \text{if } v = e^{5\pi i/3} \end{cases}$$

Namely, when $[\gamma]$ runs over each of the three lines $\partial_\infty^{(v)} \mathbb{C}$ with $v^3 = -1$, the limit runs over a corresponding edge of Δ . As a result, we get a natural bijective extension of δ_0 from \mathbb{C} to $\mathbb{C}' = \mathbb{C} \sqcup \partial_\infty \mathbb{C}$, defined by

$$\bar{\delta}_0 : \mathbb{C}' \rightarrow \bar{\Delta}, \quad \bar{\delta}_0|_{\mathbb{C}} := \delta_0, \quad \bar{\delta}_0([\gamma]) := \lim_{t \rightarrow +\infty} \delta_0(\gamma(t)) \text{ for all } \gamma \in \mathcal{G}.$$

See Figure 5.4. Proposition 5.5 in this case is implied by the following continuity property of the extension:

Lemma 5.7. *The map $\bar{\delta}_0$ is a homeomorphism.*

Proof. The topology defined on \mathbb{C}' is clearly Hausdorff. Since a continuous bijection from a compact space to a Hausdorff space is a homeomorphism, we only need to show that the inverse map $\bar{\delta}_0^{-1}$ is continuous, or equivalently, $\bar{\delta}_0$ maps every $V \cup \partial_\infty V \subset \mathbb{C}'$ described in the paragraph preceding Proposition 5.5 to an open subset of $\bar{\Delta}$. Since modifying V within a bounded set of \mathbb{C} does not effect the latter statement, we may suppose that $V \subset \mathbb{C}$ is either an angular region or a half-band bounded by negative geodesics, typical examples of which are shown as V_1 and V_2 in Figure 5.4. By virtue of the fact that δ_0 maps every negative geodesic to a

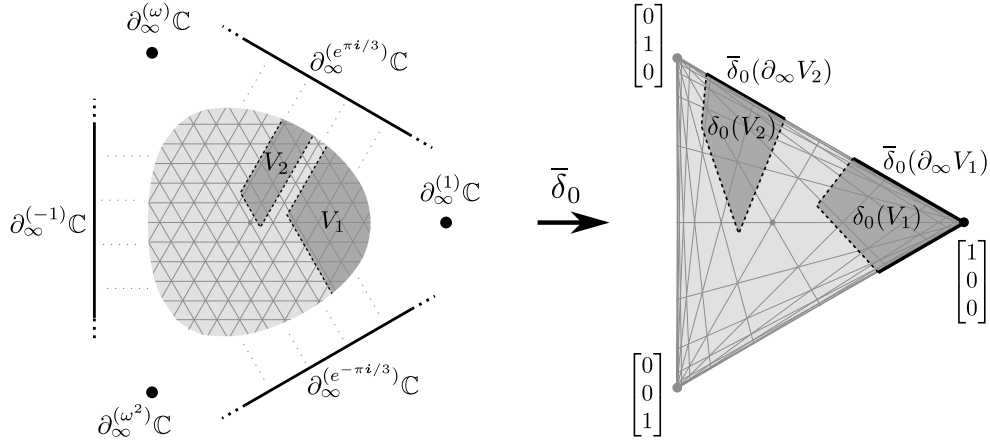


FIGURE 5.4. The compactification \mathbb{C}' and the proof of Lemma 5.7.

line in Δ with the limit behavior computed above, $\bar{\delta}_0(V \cup \partial_\infty V)$ is formed by the region $\delta_0(V) \subset \Delta$ bounded by lines together with the open boundary part of the region, as shown by the second picture in Figure 5.4. So $\bar{\delta}_0(V \cup \partial_\infty V)$ is open, as required. \square

The extension $\bar{\delta}_0$ has the property that it preserves boundary metrics. Indeed, each $\partial_\infty^{(v)}\mathbb{C}$ with $v^3 = -1$ is a connected component of $\partial_\infty\mathbb{C} \setminus \Lambda$ and the parametrization (5.2) is isometric with respect to the metric defined in the paragraph following Proposition 5.5. On the other hand, every open line segment $I \subset \mathbb{RP}^2$ with endpoints $a \neq b$ carries a metric given by the logarithm of cross-ratio (see Section 4.2). If we consider the rescaled metric

$$\tilde{d}_I(x, y) := \frac{1}{\sqrt{6}} |\log[a, x, y, b]| \quad \text{for all } x, y \in I,$$

then, using the limit expressions (5.3), one checks that $\bar{\delta}_0$ restricts to an isometry from $\partial_\infty^{(v)}\mathbb{C}$ to an open edge I of Δ equipped with the metric d_I .

5.4. Bordified half-plane and proof of Proposition 5.5. Let \mathbf{H}' denote the open subset of \mathbb{C}' formed by the right half-plane $\mathbf{H} = \{z \in \mathbb{C} \mid \operatorname{Re}(z) > 0\}$ and the boundary part

$$\partial_\infty \mathbf{H} := \partial_\infty^{(e^{\pi i/3})}\mathbb{C} \cup \{\partial_\infty^{(1)}\mathbb{C}\} \cup \partial_\infty^{(e^{-\pi i/3})}\mathbb{C} \subset \partial_\infty \mathbb{C}.$$

The homeomorphism $\bar{\delta}_0 : \mathbb{C}' \rightarrow \bar{\Delta}$ maps \mathbf{H}' to an open subset of the closed triangle $\bar{\Delta}$, sending $\partial_\infty^{(e^{\pi i/3})}\mathbb{C}$ and $\partial_\infty^{(e^{-\pi i/3})}\mathbb{C}$ isometrically to the open edges

$$I_+ := \{[1 : a : 0] \mid a > 0\}, \quad I_- := \{[a : 0 : 1] \mid a > 0\}$$

of the triangle, respectively, and sending the point $\partial_\infty^{(1)}\mathbb{C}$ to the vertex $[1 : 0 : 0]$. In order to prove proposition 5.5, we shall show that the local model of (Σ, ϕ) around p formed by n copies of \mathbf{H} (see Proposition 5.2) extends to a local model of Σ' around the boundary formed by n copies of the bordified half-plane \mathbf{H}' . In particular, this provides Σ' with manifold charts.

Proof of Proposition 5.5. By Proposition 5.2, a closed neighborhood of p is formed by the half-planes $\bar{H}_1, \dots, \bar{H}_n$. We view every geodesic ray in \bar{H}_j , which has the form $\gamma_{z,v} : [0, +\infty) \rightarrow \bar{\mathbf{H}} \cong \bar{H}_j$ with $z \in \bar{\mathbf{H}}$, $\arg(v) \in [-\pi, \pi]$ (see Example 5.6 for the notation), as an element of \mathcal{G}_p . Conversely, one sees from the gluing pattern of the half-planes that every $\gamma \in \mathcal{G}_p$ is coterminal to a ray $\gamma_{z,v}$ in some H_j with $\arg(v) \in (-\frac{\pi}{3}, \frac{\pi}{3}]$.

To each H_j is associated a subset $\partial_\infty H_j$ of \mathcal{G}_p / \sim similar to the set $\partial_\infty \mathbf{H} \subset \partial_\infty \mathbb{C}$ defined above. Namely, let $\partial_\infty^\pm H_j$ (resp. $\partial_\infty^{(1)} H_j$) denote the subset (resp. the point) in \mathcal{G}_p / \sim given by the rays $\gamma_{z,v}$ in H_j with $v = e^{\pm \pi i/3}$ (resp. $v = 1$). We then put

$$\partial_\infty H_j := \partial_\infty^+ H_j \cup \partial_\infty^{(1)} H_j \cup \partial_\infty^- H_j, \quad H'_j := H_j \cup \partial_\infty H_j.$$

By definition of the topology on Σ' , H'_j is open in Σ' because it is the union of all subsets of the form $V \cup \partial_\infty V$, where $V \subset H_j$ is a translation of the open sector in H_j bounded by $\gamma_{0, e^{\pi i/3}}$ and $\gamma_{0, e^{-\pi i/3}}$. The definition of the topology also implies that the obvious identification between H'_j and the bordified half-plane $\mathbf{H}' = \mathbf{H} \cup \partial_\infty \mathbf{H}$ is a homeomorphism.

Thus, H'_1, \dots, H'_n form an open covering of a neighborhood of \mathcal{G}_p / \sim . Since H'_j is homeomorphic through $\bar{\delta}_0$ to the open subset $\bar{\delta}_0(\mathbf{H}')$ of $\bar{\Delta}$, which is in turn homeomorphic to a closed half-plane, Σ' is a topological manifold with boundary.

To show that the boundary $\partial \Sigma' = \mathcal{G}_p / \sim = \bigcup_{j=1}^n \partial_\infty H_j$ is homeomorphic to a circle, note that on one hand, each $H'_j \cong \mathbf{H}'$ is assembled with $H'_{j+1} \cong \mathbf{H}'$ through the self-homeomorphism of \mathbb{C}' induced by an automorphism of (\mathbb{C}, dz^3) of the form $z \mapsto e^{2\pi i/3} z + z_0$, which sends the boundary part $\partial_\infty^- H_{j+1} \cong \partial_\infty^{(e^{-\pi i/3})}\mathbb{C}$ to $\partial_\infty^+ H_j \cong \partial_\infty^{(e^{\pi i/3})}\mathbb{C}$; on the other hand, $\partial_\infty H_j$ is topologically identified through $\bar{\delta}_0$ with the “V shape” on the boundary of Δ formed by the open edges I_\pm and the vertex $[1 : 0 : 0]$, with $\partial_\infty^\pm H_j$ corresponding to I_\pm . Therefore, $\partial \Sigma'$ is topologically the 1-manifold obtained by assembling n copies of the V shape in such a way that the I_+ -part in each copy is glued with the I_- -part in the next copy by a rotation. Thus, $\partial \Sigma'$ is a circle.

Property (1) in the statement of the proposition is clear from definition. Therefore, Σ' is a bordification of Σ at p in the sense of Section 4.3. A geodesic ray $\gamma \in \mathcal{G}_p$ is non-negative if and only if γ is coterminal to some $\gamma_{z,v}$ in H_j with $\arg(v) \in (-\frac{\pi}{3}, \frac{\pi}{3})$, which implies $[\gamma] = \partial_\infty^{(1)} H_j$. So the set $\Lambda \subset \partial \Sigma'$ given by non-negative rays meets each H'_j exactly at the point $\partial_\infty^{(1)} H_j$, whence Property (2). Finally, $\alpha, \beta \in \mathcal{G}_p$ are parallel negative rays if and only if they are coterminal to rays in the same H_j with

direction $v = e^{\pi i/3}$, which means $[\alpha]$ and $[\beta]$ both belong to the connected component $\partial_\infty^+ H_j$ of $\partial\Sigma' \setminus \Lambda$. This proves Property (3) and completes the proof of the proposition. \square

5.5. Third order poles. Assuming that ϕ has a pole of order 3 at a puncture p of Σ , we construct in this section negative ray bordifications Σ' of Σ at p similar to the case of higher order poles, which is used in Part (2) of Theorem 1.5. Instead of defining Σ' abstractly as in Proposition 5.5, it is more convenient in this case to give a local model of Σ' directly in the spirit of Section 5.4.

At the end of Section 5.1, we identified a neighborhood of p with the half-cylinder $h\mathbb{H}/h\mathbb{Z}$ equipped with the cubic differential dz^3 . One checks that the conformal bijection $z \mapsto w = \exp\left(\frac{2\pi i}{h}z\right)$ from $h\mathbb{H}/h\mathbb{Z}$ to the punctured disk $\{0 < |w| \leq 1\}$ sends dz^3 to $\left(\frac{h}{2\pi i}\right)^3 \frac{dw^3}{w^3}$. Therefore, the residue of ϕ at p is $R = \left(\frac{h}{2\pi i}\right)^3$. There are three cases:

- (a) $\operatorname{Re}(R) > 0$. In this case $\arg(h) \in (-\frac{\pi}{3}, 0) \cup (\frac{\pi}{3}, \frac{2\pi}{3}) \cup (\pi, \frac{4\pi}{3})$, so $h\mathbb{H}$ contains a single cubic root of -1 , which lies in the open half-plane $h\mathbb{H}$.
- (b) $\operatorname{Re}(R) = 0$. In this case $\arg(h)$ is a multiple of $\frac{\pi}{3}$, so there is a cubic root of -1 in $h\mathbb{H}$ and another on the boundary $h\mathbb{R}$.
- (c) $\operatorname{Re}(R) < 0$. In this case $\arg(h) \in (-\frac{2\pi}{3}, -\frac{\pi}{3}) \cup (0, \frac{\pi}{3}) \cup (\frac{2\pi}{3}, \pi)$, so $h\mathbb{H}$ contains two cubic roots of -1 .

In any case, given a cubic root v of -1 contained in $h\mathbb{H}$, the union of $h\mathbb{H}$ with the open interval $\partial_\infty^{(v)}\mathbb{C}$ in $\partial_\infty\mathbb{C}$ is an open subset of \mathbb{C}' , while the translation $z \mapsto z + h$ of $h\mathbb{H}$ extends to a self-homeomorphism of the union. In terms of the isometric parametrization $\partial_\infty^{(v)}\mathbb{C} \cong \mathbb{R}$ (see (5.2) and the end of Section 5.3), the extension is a translation on $\partial_\infty^{(v)}\mathbb{C}$ with translation length $|\operatorname{Im}(h\bar{v})| = h \sin(\theta)$, where $\theta \in (0, \frac{\pi}{2}]$ is the angle from the ray $v\mathbb{R}_{\geq 0}$ to the line $h\mathbb{R}$. By an abuse of notation, we let $\partial_\infty^{(v)}\mathbb{C}/h\mathbb{Z}$ denote the quotient of $\partial_\infty^{(v)}\mathbb{C}$ by the translation and let $(h\mathbb{H} \cup \partial_\infty^{(v)}\mathbb{C})/h\mathbb{Z}$ denote the quotient of the union, which is a topologically a half-open cylinder with boundary circle $\partial_\infty^{(v)}\mathbb{C}/h\mathbb{Z}$.

In summary, for each $v \in h\mathbb{H}$ with $v^3 = -1$, we obtained a bordification of the half-cylinder $h\mathbb{H}/h\mathbb{Z}$ by attaching to it the circle $\partial_\infty^{(v)}\mathbb{C}/h\mathbb{Z}$. This allows us to define a bordification Σ' of Σ at p by putting

$$\Sigma' := \Sigma \sqcup (\partial_\infty^{(v)}\mathbb{C}/h\mathbb{Z})$$

as a set and endowing it with a topology such that both Σ and $(h\mathbb{H} \cup \partial_\infty^{(v)}\mathbb{C})/h\mathbb{Z} = (h\mathbb{H}/h\mathbb{Z}) \cup (\partial_\infty^{(v)}\mathbb{C}/h\mathbb{Z}) \subset \Sigma'$ are open subspaces. We still call Σ' the *negative ray bordification* of Σ at p associated to v . The boundary $\partial\Sigma' = \partial_\infty^{(v)}\mathbb{C}/h\mathbb{Z}$ inherits a metric from $\partial_\infty^{(v)}\mathbb{C}$ with perimeter $|\operatorname{Im}(h\bar{v})|$.

6. \mathbb{RP}^2 -STRUCTURE AROUND HIGHER ORDER POLES

In this chapter, we prove Theorem 1.5 on extensibility of convex \mathbb{RP}^2 -structures to the negative ray bordifications defined in Chapter 5.

6.1. Reduction to local statements. Let Σ be a Riemann surface endowed with a holomorphic cubic differential ϕ with a pole of order $d \geq 3$ at a puncture p of Σ . Let g be the complete solution to the vortex equation on Σ given by Theorem 2.11 and

$\iota : \widetilde{\Sigma} \rightarrow \mathbb{R}^3$ be an equivariant affine spherical embedding with Blaschke metric g and normalized Pick differential ϕ (see Sections 3.1 and 3.2). To prove Theorem 1.5, we need to extend the convex \mathbb{RP}^2 -structure $X = X(g, \phi)$, given by the developing map $\delta := \mathbb{P} \circ \iota$ (where $\mathbb{P} : \mathbb{R}^3 \setminus \{0\} \rightarrow \mathbb{RP}^2$ is the projectivization), to the negative ray bordification Σ' constructed in Sections 5.3 and 5.5.

When $d = n + 3 \geq 4$, by Proposition 5.2, p has a neighborhood formed by n copies H_1, \dots, H_n of the right half-plane \mathbf{H} , and it is shown in Section 5.4 that we can attach to each H_i an open interval $\partial_\infty H_i$ on the boundary $\partial\Sigma'$ to form an open covering H'_1, \dots, H'_n of a neighborhood of $\partial\Sigma'$, with the following properties:

- Each $\partial_\infty H_i$ is separated by the point $\partial_\infty^{(1)} H_i = \Lambda \cap \partial_\infty H_i$ into sub-intervals $\partial_\infty^+ H_i$ and $\partial_\infty^- H_i$, such that each $\partial_\infty^+ H_i = \partial_\infty^- H_{i+1}$ is a connected component of $\partial\Sigma' \setminus \Lambda$ and carries the metric given by parallel distance of negative rays.
- The identification $H_i \cong \mathbf{H}$ extends to $H'_i = H_i \cup \partial_\infty H_i \cong \mathbf{H}' = \mathbf{H} \cup \partial_\infty \mathbf{H} \subset \mathbb{C}'$, identifying $\partial_\infty^\pm H_i$ isometrically with $\partial_\infty^{(e^{\pm\pi i/3})} \mathbb{C} \subset \partial_\infty \mathbb{C}$.
- Writing $g = e^u |dz|^2$ on $H_i \cong \mathbf{H}$, we have $0 \leq u(z) \leq C|z|^{\frac{1}{2}} e^{-\sqrt{6}|z|}$ when $|z|$ is large enough (see Corollary 5.3).

As at the end of Section 5.3, we endow every open line segment in \mathbb{RP}^2 with the metric given by $\frac{1}{\sqrt{6}}$ -times the logarithm of cross-ratio. In view of the above properties, we obtain Part (1) of Theorem 1.5 by applying the following local result, proved in Section 6.4 below, to every H_i :

Proposition 6.1. *Let $g = e^u |dz|^2$ be a solution to Wang's equation on (\mathbf{H}, dz^3) satisfying*

$$0 \leq u(z) \leq C|z|^\alpha e^{-\sqrt{6}|z|} \text{ for all } z \in \mathbf{H}, |z| \geq r$$

for some constants $C, \alpha, r > 0$ and $\iota : \mathbf{H} \rightarrow \mathbb{R}^3$ be an affine spherical immersion with Blaschke metric g and normalized Pick differential dz^3 such that $\delta := \mathbb{P} \circ \iota : \mathbf{H} \rightarrow \mathbb{RP}^2$ is injective. Then δ extends to a continuous injection $\mathbf{H}' \rightarrow \mathbb{RP}^2$ sending $\partial_\infty^{(e^{\pi i/3})} \mathbb{C}$ and $\partial_\infty^{(e^{-\pi i/3})} \mathbb{C}$ isometrically to open line segments in \mathbb{RP}^2 not collinear to each other.

Remark 6.2. While in our application the injectivity assumption on δ in Proposition 6.1 as well as Proposition 6.4 below is satisfied because ι is a part of a complete affine sphere, we can work in the more general setting of non-complete affine spheres, so that δ is only a local diffeomorphism. The proof of Proposition 6.1 then still yields a continuous extension $\bar{\delta} : \mathbf{H}' \rightarrow \mathbb{RP}^2$ (compare Proposition 6.3), but showing local injectivity of $\bar{\delta}$ around the boundary $\partial_\infty \mathbf{H}$ requires some extra properties of δ , such as being injective on $\mathbf{H} + a$ for $a > 0$ big enough. Although we do believe that such a property can be proved in general, we stick with the original setting to avoid overcomplication.

On the other hand, when $d = 3$, a neighborhood of p is identified with the half-cylinder $h\mathbb{H}/h\mathbb{Z}$, where $h \in \mathbb{C}^*$ is related to the residue R of ϕ at p by $R = \left(\frac{h}{2\pi i}\right)^3$ (see Sections 5.1 and 5.5). Around p , the convex \mathbb{RP}^2 -structure X is given by an affine spherical immersion $\iota : h\mathbb{H} \rightarrow \mathbb{RP}^2$ satisfying $\iota(z+h) = H(\iota(z))$ for some $H \in \text{SL}(3, \mathbb{R})$, which is the holonomy of X around p . However, writing the Blaschke metric locally as $g = e^u |dz|^2$, where u is a function on the half-plane $h\mathbb{H}$ satisfying $u(z+h) = u(z)$, we now only have the weaker upper bound $u(z) \leq C|l(z)|^{\frac{1}{2}} e^{-\sqrt{6}l(z)}$ provided by Theorem 2.15, where $l(z)$ is the distance from z to the boundary $h\mathbb{R}$ of $h\mathbb{H}$. When z goes to infinity along a ray $t \mapsto tv$, the smaller the angle from the ray

to $h\mathbb{R}$, the weaker the decay exponent of $u(tv)$ with respect to t . We are only able to prove a similar extensibility result as Proposition 6.1 when this angle is bigger than $\arcsin(\frac{\sqrt{3}}{4}) \approx 0.14\pi$:

Proposition 6.3. *Suppose $\theta_1 \in (\arcsin(\frac{\sqrt{3}}{4}), \frac{\pi}{2}]$ and $v \in \mathbb{C}$, $v^3 = -1$. Let g be a solution to Wang's equation on the sector*

$$V_1 := \{te^{i\theta}v \mid t > 0, |\theta| < \theta_1\}$$

with cubic differential dz^3 and $\iota : V_1 \rightarrow \mathbb{R}^3$ be an affine spherical immersion with Blaschke metric g and normalized Pick differential dz^3 . Then $\delta := \mathbb{P} \circ \iota$ extends to a continuous map $\bar{\delta} : V_1 \cup \partial_\infty^{(v)}\mathbb{C} \rightarrow \mathbb{RP}^2$ sending $\partial_\infty^{(v)}\mathbb{C}$ isometrically to an open line segment $I \subset \mathbb{RP}^2$.

Here $V_1 \cup \partial_\infty^{(v)}\mathbb{C}$ is topologized as a subset of \mathbb{C}' . Returning to the half-cylinder $h\mathbb{H}/h\mathbb{Z}$, note that since the three rays in \mathbb{C} generated by cubic roots of -1 have angle $\frac{2\pi}{3}$ between each other, we can choose at least one $v \in h\mathbb{H}$ with $v^3 = -1$ such that the ray $v\mathbb{R}_{\geq 0}$ form an angle at least $\frac{\pi}{6}$ from $h\mathbb{R}$, which is bigger than $\arcsin(\frac{\sqrt{3}}{4})$. Therefore, $h\mathbb{H}$ contains a sector V_1 as above, so that Proposition 6.3 yields an extension $\bar{\delta} : h\mathbb{H} \cup \partial_\infty^{(v)}\mathbb{C} \rightarrow \mathbb{RP}^2$ of $\delta = \mathbb{P} \circ \iota$ whose restriction to $V_1 \cup \partial_\infty^{(v)}\mathbb{C}$ is continuous. But then $\bar{\delta}$ itself is continuous because it is clear from the discussions in Section 5.3 that $h\mathbb{H} \setminus V_1$ does not have adherent points in $\partial_\infty^{(v)}\mathbb{C}$. This essentially establishes the extensibility statement in Theorem 1.5 Part (2), while for the principality statement we further show:

Proposition 6.4. *Let $h \in \mathbb{C}^*$ and $v \in h\mathbb{H}$ be a cubic root of -1 with distance greater than $\frac{\sqrt{3}}{4}$ away from $h\mathbb{R}$. Suppose*

- $g = e^{u(z)}|dz|^2$ is a solution to Wang's equation on $(h\mathbb{H}, dz^3)$ such that $u \geq 0$ and $u(z+h) = u(z)$ for all z .
- $\iota : h\mathbb{H} \rightarrow \mathbb{R}^3$ is an affine spherical immersion with Blaschke metric g and normalized Pick differential dz^3 such that $\delta := \mathbb{P} \circ \iota : h\mathbb{H} \rightarrow \mathbb{RP}^2$ is injective.
- $\bar{\delta} : h\mathbb{H} \cup \partial_\infty^{(v)}\mathbb{C} \rightarrow \mathbb{RP}^2$ is the extension of δ provided by Proposition 6.3.
- x^+ and x^- are the endpoints of the segment $I := \bar{\delta}(\partial_\infty^{(v)}\mathbb{C})$ such that x^+ (resp. x^-) is the limit of $\bar{\delta}(\zeta)$ as $\zeta \in \partial_\infty^{(v)}\mathbb{C}$ tends to $\partial_\infty^{(e^{\pi i/3}v)}\mathbb{C}$ (resp. $\partial_\infty^{(e^{-\pi i/3}v)}\mathbb{C}$).

Then $\bar{\delta}$ is injective and there is a unique $H \in \text{SL}(3, \mathbb{R})$ such that $\iota(z+h) = H(\iota(z))$ for all $z \in h\mathbb{H}$, which preserves I and has eigenvalues $\exp(\sqrt{2} \operatorname{Re}(e^{\mp \frac{\pi i}{3}} v^{-1} h))$ at x^\pm .

We now finish the proof of Theorem 1.5 and postpone the above propositions to subsequent sections.

Proof of Theorem 1.5 Part (2) assuming Propositions 6.3 and 6.4. As already explained, identifying a neighborhood of the pole with $h\mathbb{H}/h\mathbb{Z}$, we can pick $v \in h\mathbb{H}$ satisfying the assumption of Proposition 6.4. The negative ray bordification of Σ associated to this v is $\Sigma' = \Sigma \cup (\partial_\infty^{(v)}\mathbb{C}/h\mathbb{Z})$, in which $(h\mathbb{H} \cup \partial_\infty^{(v)}\mathbb{C})/h\mathbb{Z}$ is a neighborhood of the boundary (see Section 5.5). Thus, the extension $\bar{\delta} : h\mathbb{H} \cup \partial_\infty^{(v)}\mathbb{C} \rightarrow \mathbb{RP}^2$ of δ provided by Proposition 6.3 gives an extension of X to a convex \mathbb{RP}^2 -structure with geodesic boundary on Σ' , with boundary holonomy given by H .

Since $e^{\frac{\pi i}{3}}v^{-1}$ and $e^{-\frac{\pi i}{3}}v^{-1}$ are different cubic roots of unity, Proposition 6.4 implies that the three eigenvalues of H are $e^{\sqrt{2} \operatorname{Re}(h)}$, $e^{\sqrt{2} \operatorname{Re}(\omega h)}$ and $e^{\sqrt{2} \operatorname{Re}(\omega^2 h)}$ (where

$\omega = e^{2\pi i/3}$), which are exactly the values claimed in Theorem 1.3 because of the relation $R = \left(\frac{h}{2\pi i}\right)^3$. These eigenvalues are distinct if and only if $h^3 \neq \pm 1$, or equivalently, $\operatorname{Re}(R) \neq 0$.

It is elementary to check, for $v = e^{\frac{\pi i}{3}}, -1$ and $e^{-\frac{\pi i}{3}}$ respectively, that if $\operatorname{Re}(R) > 0$, or equivalently, if $\arg(h) \in (-\frac{\pi}{3}, 0) \cup (\frac{\pi}{3}, \frac{2\pi}{3}) \cup (\pi, \frac{4\pi}{3})$, then $\exp(\sqrt{2} \operatorname{Re}(e^{\frac{\pi i}{3}} v^{-1} h))$ and $\exp(\sqrt{2} \operatorname{Re}(e^{-\frac{\pi i}{3}} v^{-1} h))$ are the biggest and smallest eigenvalues of H ; whereas if $\operatorname{Re}(R) < 0$ then one of the two is the intermediate eigenvalue. This shows that X' has principal geodesic boundary if and only if $\operatorname{Re}(R) > 0$, completing the proof. \square

Note that if $g = |dz|^2$, so that the affine spherical immersion in question and its projectivization are the maps ι_0 and δ_0 studied in Sections 3.4 and 5.3, the above propositions can be easily verified. In fact, a key tool used to prove these propositions is the *osculation map* introduced in [DW15], which measures the deviation between ι_0 and an affine spherical immersion ι tangent to ι_0 at a given point z_0 with the same normalized Pick differential dz^3 but arbitrary Blaschke metric g .

Specifically, given a simply connected domain $U \subset \mathbb{C}$ and a solution g to Wang's equation on (U, dz^3) , let

$$T_0(z_2, z_1), T(z_2, z_1) : T_{z_1}U \oplus \mathbb{R} \rightarrow T_{z_2}U \oplus \mathbb{R}$$

denote the parallel transports of the affine sphere connections D_0 and D on $TU \oplus \mathbb{R}$ associated to $(|dz|^2, dz^3)$ and (g, dz^3) , respectively, along a path from z_1 to z_2 (see Section 3.1). By Proposition 3.2, given a base point $z_0 \in U$, we can write

$$\iota_0(z) = T_0(z_0, z)\mathbb{1}_z, \quad \iota(z) = T(z_0, z)\mathbb{1}_z.$$

We define the osculation map *associated to g at z_0* as

$$(6.1) \quad P : U \rightarrow \operatorname{SL}(T_{z_0}U \oplus \mathbb{R}), \quad P(z) := T(z_0, z)T_0(z, z_0),$$

so that $\iota(z) = P(z)\iota_0(z)$ for all $z \in U$. Since $\delta_0 = \mathbb{P} \circ \iota_0$ is already well understood, in order to prove the required statements on $\delta(z) = \mathbb{P}(\iota(z)) = P(z)\delta_0(z)$, we shall analyze the asymptotic behavior of $P(z)$ as z goes to infinity. This will be done in Sections 6.3 and 6.5 below, after we collect some preliminary facts in Section 6.2.

6.2. Preliminaries. By the definition (3.2) of affine sphere connections, in the above setting, the connections D_0 and D , extended to the complexified vector bundle $(TU \oplus \mathbb{R}) \otimes \mathbb{C} = T_{\mathbb{C}}U \oplus \mathbb{C}$, are expressed under the frame $(\partial_z, \partial_{\bar{z}}, \mathbb{1})$ as

$$D_0 = d + \begin{pmatrix} 0 & \frac{1}{\sqrt{2}}d\bar{z} & dz \\ \frac{1}{\sqrt{2}}dz & 0 & d\bar{z} \\ \frac{1}{2}d\bar{z} & \frac{1}{2}dz & 0 \end{pmatrix}, \quad D = d + \begin{pmatrix} \partial u & \frac{1}{\sqrt{2}}e^{-u}d\bar{z} & dz \\ \frac{1}{\sqrt{2}}e^{-u}dz & \bar{\partial} u & d\bar{z} \\ \frac{1}{2}e^u d\bar{z} & \frac{1}{2}e^u dz & 0 \end{pmatrix}$$

In the sequel, we work with the global frame (e_1, e_2, e_3) of $TU \oplus \mathbb{R}$ introduced in Section 3.4, under which we can write

$$D_0 = d + \sqrt{2} \operatorname{Re} \begin{pmatrix} dz & & \\ & \omega^2 dz & \\ & & \omega dz \end{pmatrix}, \quad D = D_0 + \Xi,$$

where $\Xi := D - D_0 \in \Omega^1(U, \operatorname{End}(TU \oplus \mathbb{R}))$ is expressed as a matrix valued 1-form. By the above expressions of D and D_0 under the old frame $(\partial_z, \partial_{\bar{z}}, \mathbb{1})$ and the fact that (e_1, e_2, e_3) is related to $(\partial_z, \partial_{\bar{z}}, \mathbb{1})$ by a constant change-of-basis matrix (see

Section 3.4), the coefficients of every entry of Ξ are \mathbb{R} -linear combinations of the four functions $e^u - 1$, $e^{-u} - 1$, $\partial_x u$ and $\partial_y u$.

Parallel transports of D and D_0 are expressed as matrices in $\mathrm{SL}(3, \mathbb{R})$ under the frame (e_1, e_2, e_3) . In particular, the osculation map (6.1) is considered as $\mathrm{SL}(3, \mathbb{R})$ -valued through the identification $\mathrm{SL}(T_{z_0}U \oplus \mathbb{R}) \cong \mathrm{SL}(3, \mathbb{R})$ given by the frame.

Recall from Section 3.4 that the parallel transport of D_0 along a path from $z \in U$ to 0 (assuming $0 \in U$) is

$$T_0(0, z) = \begin{pmatrix} e^{\sqrt{2} \operatorname{Re}(z)} & & \\ & e^{\sqrt{2} \operatorname{Re}(\omega^2 z)} & \\ & & e^{\sqrt{2} \operatorname{Re}(\omega z)} \end{pmatrix}, \text{ where } \omega = e^{\frac{2\pi i}{3}}.$$

We need informations on eigenvalues of the inner automorphism $\operatorname{Ad}_{T_0(0, z)}$ of $\mathfrak{sl}_3 \mathbb{R}$. Given $i, j \in \{1, 2, 3\}$, let μ_{ij} be the function on the circle $\mathbb{S}^1 = \{v \in \mathbb{C} \mid |v| = 1\}$ defined by

$$\mu_{ij}(v) := \sqrt{2} \operatorname{Re}[(\omega^{1-i} - \omega^{1-j})v],$$

so that the eigenvalue of $\operatorname{Ad}_{T_0(0, z)}$ on the elementary matrix $E_{ij} \in \mathfrak{sl}_3 \mathbb{R}$ ($i \neq j$) is

$$\lambda_{ij}(z) = e^{\mu_{ij}(z/|z|)|z|}.$$

Also denote $\mu(v) := \max_{i,j} \mu_{ij}(v) = \max_{i \neq j} \mu_{ij}(v)$. The function $\mu_{ij}(v)$ can be visualized as follows: Consider an equilateral triangle centered at 0 on the complex plane \mathbb{C} , with vertices labelled *clockwise* by 1, 2 and 3 such that the vertex 1 is at the point v . Then $\mu_{ij}(v)$ is $\sqrt{2}$ -times the difference between the real parts of the vertices i and j . One readily checks the following properties:

- (1) $\mu_{ij}(\omega z) = \mu_{i+1, j+1}(z)$ (where $i, j \in \{1, 2, 3\}$ are counted mod 3). As a consequence, $\mu(\omega z) = \mu(z)$.
- (2) The maximum of $\mu(v)$ is $\sqrt{6}$ and is achieved when $v^3 = \pm i$.
- (3) The minimum of $\mu(v)$ is $\frac{3\sqrt{2}}{2}$ and is achieved when $v^3 = \pm 1$.
- (4) If $v \in \mathbb{S}^1$, $v^3 \neq \pm 1$, then there is a unique (i, j) such that $\mu_{ij}(v) = \mu(v)$, which is $(1, 3)$ (resp. $(1, 2)$) if $v = e^{\pi i/6}$ (resp. $v = e^{-\pi i/6}$) in particular.
- (5) If $v^3 = \pm 1$ then there are two (i, j) 's such that $\mu_{ij}(v) = \mu(v)$, which are $(1, 2)$ and $(1, 3)$ (resp. $(1, 3)$ and $(2, 3)$) if $v = 1$ (resp. $v = e^{\pi i/3}$) in particular.

Let $\mathfrak{n}_v \subset \mathfrak{sl}_3 \mathbb{R}$ denote the eigenspace of $\operatorname{Ad}_{T_0(0, v)}$ with largest eigenvalue, which is generated by those E_{ij} ($i \neq j$) with $\mu_{ij}(v) = \mu(v)$. By Property (1) above, $\mathfrak{n}_{\omega v}$ is obtained from \mathfrak{n}_v by a permutation of basis. It follows from Properties (4) and (5) that \mathfrak{n}_v has dimension 1 or 2 and the matrix product xy vanishes for all $x, y \in \mathfrak{n}_v$. In particular, \mathfrak{n}_v is an abelian Lie subalgebra and generates the subgroup

$$N_v := \exp(\mathfrak{n}_v) = \{\exp(x) = I + x \mid x \in \mathfrak{n}_v\} \subset \mathrm{SL}(3, \mathbb{R}),$$

where I denotes the identity matrix.

6.3. Asymptotics of osculation map. With the above notations, the asymptotic result on osculation maps needed for Proposition 6.1 is:

Proposition 6.5. *Let \bar{V} be a closed sector in \mathbb{C} based at 0 and U be the ε -neighborhood of \bar{V} for some $\varepsilon > 0$. Let $g = e^u |dz|^2$ be a solution to Wang's equation on (U, dz^3) such that*

$$0 \leq u(z) \leq C|z|^\alpha e^{-\sqrt{6}|z|} \text{ for all } z \in U, |z| \geq r$$

for some constants $\alpha, C, r > 0$. Let $P : U \rightarrow \mathrm{SL}(T_0 U \oplus \mathbb{R}) \cong \mathrm{SL}(3, \mathbb{R})$ be the osculation map associated to g at 0.

- (1) If \bar{V} does not contain any cubic root of $\pm i$, then $P(z)$ admits a limit in $\mathrm{SL}(3, \mathbb{R})$ as z goes to infinity in \bar{V} .
- (2) If there is a unique $v \in \bar{V}$ such that $v^3 = \pm i$, then there are continuous maps $\hat{P} : \bar{V} \rightarrow \mathrm{SL}(3, \mathbb{R})$ and $R : \bar{V} \rightarrow N_v$ such that
- $P(z) = \hat{P}(z)R(z)$ for all $z \in \bar{V}$;
 - $\hat{P}(z)$ admits a limit in $\mathrm{SL}(3, \mathbb{R})$ as z goes to infinity in \bar{V} ;
 - $\|R(z) - I\| \leq C'|z|^{\alpha+1}$ for some constant $C' > 0$ and all $z \in \bar{V}$, $|z| \geq r$, where $\|\cdot\|$ is a matrix norm.

We give below the proof of Part (2) and then only outline that of Part (1), as the latter follows the same scheme and is simpler.

To be specific, we fix the norm $\|\cdot\|$ on 3×3 matrices defined by $\|M\| := \max_{i,j} |M_{ij}|$. Note that $\|AB\| \leq 3\|A\| \cdot \|B\|$. Given a scalar valued 1-form ξ on U , let $|\xi|$ denote the pointwise norm of ξ with respect to the metric $|dz|^2$, while for a matrix valued 1-form Ξ we consider the pointwise norm $\|\Xi\| := \max_{i,j} |\Xi_{ij}|$.

Proof of Part (2). As seen in Section 6.2, the affine sphere connections D_0 and D associated to $(|dz|^2, dz^3)$ and (g, dz^3) are expressed under the frame (e_1, e_2, e_3) as

$$D_0 = d + \sqrt{2} \operatorname{Re} \begin{pmatrix} dz & & \\ & \omega^2 dz & \\ & & \omega dz \end{pmatrix}, \quad D = D_0 + \Xi,$$

where Ξ is a matrix valued 1-form whose coefficients are linear combinations of $e^u - 1$, $e^{-u} - 1$, $\partial_x u$ and $\partial_y u$. Since $|e^u - 1|$, $|e^{-u} - 1|$ and $|\Delta u| = 2|e^u - e^{-2u}|$ are all majorized by a constant multiple of u when u is bounded, using the Schauder estimates (see e.g. [Jos13, Corollary 1.2.7]) to control $|\partial_x u|$ and $|\partial_y u|$, we obtain

$$(6.2) \quad \|\Xi\|(z) \leq C_1 |z|^\alpha e^{-\sqrt{6}|z|} \quad \text{for all } z \in \bar{V}, |z| \geq r$$

for a constant $C_1 > 0$. We proceed in the following steps.

Step 1. Define $\hat{P}(z)$ and $R(z)$. Suppose $v \in \bar{V}$, $v^3 = \pm i$. By Properties (2) and (4) in Section 6.2, the largest eigenvalue of $\operatorname{Ad}_{T_0(0,v)}$ on $\mathfrak{sl}_3 \mathbb{R}$ is $\sqrt{6}$, which has 1-dimensional eigenspace \mathfrak{n}_v generated by an elementary matrix $E_{i_0 j_0}$, $i_0 \neq j_0$. Let $\Xi_{\mathfrak{n}_v} := \Xi_{i_0 j_0} E_{i_0 j_0}$ be the \mathfrak{n}_v -component of Ξ (where Ξ_{ij} denotes the (i, j) -entry of Ξ) and consider the connection

$$D_1 := D_0 + \Xi_{\mathfrak{n}_v}.$$

As D_1 is not flat, its parallel transport T_1 depends on paths instead of just two points. For every $z \in \bar{V}$, consider the path Γ_z in \bar{V} from 0 to z which first goes straight from 0 to $|z|v$ then goes from $|z|v$ to z along the circle of radius $|z|$ centered at 0. We define the desired maps \hat{P} and R as

$$\hat{P}(z) := T(0, z)T_1(\Gamma_z), \quad R(z) := T_1(\Gamma_z^{-1})T_0(z, 0).$$

The definition immediately implies $P(z) := T(0, z)T_0(z, 0) = \hat{P}(z)R(z)$.

Step 2. Estimate of $R(z)$. In order to control $R(z)$, we first consider a general C^1 -path $\gamma : [0, T] \rightarrow U$ with $\gamma(0) = 0$ instead of Γ_z . Put $U(t) := T_1(\gamma_{[0,t]}^{-1})T_0(\gamma(t), 0)$ for $t \in [0, T]$, where $\gamma_{[0,t]}^{-1}$ is the reverse path of $\gamma|_{[0,t]}$. Computing the derivative of

$U(t)$ in view of Appendix A, we get

$$\begin{aligned} U'(t) &= \frac{d}{dt} \left(T_1(\gamma_{[0,t]}^{-1}) T_0(\gamma(t), 0) \right) \\ &= T_1(\gamma_{[0,t]}^{-1}) A_1(\dot{\gamma}(t)) T_0(\gamma(t), 0) - T_1(\gamma_{[0,t]}^{-1}) A_0(\dot{\gamma}(t)) T_0(\gamma(t), 0) \\ &= T_1(\gamma_{[0,t]}^{-1}) T_0(\gamma(t), 0) \operatorname{Ad}_{T_0(0, \gamma(t))} (D_1 - D_0)(\dot{\gamma}(t)) = U(t) \lambda_{i_0 j_0}(\gamma(t)) \Xi_{\mathfrak{n}_v}(\dot{\gamma}(t)), \end{aligned}$$

where A_0 and A_1 are the matrix valued 1-forms such that $D_0 = d + A_0$, $D_1 = d + A_1$, and $\lambda_{ij}(z) = e^{\mu_{ij}(z/|z|)|z|}$ is the eigenvalue of $\operatorname{Ad}_{T_0(0, z)}$ on E_{ij} (see Section 6.2). Write $X(t) := \lambda_{i_0 j_0}(\gamma(t)) \Xi_{\mathfrak{n}_v}(\dot{\gamma}(t)) \in \mathfrak{n}_v$, so that $U(t)$ is the solution to the ODE $U'(t) = U(t)X(t)$ with initial condition $U(0) = I$. By virtue of the fact that the matrix product xy vanishes for any $x, y \in \mathfrak{n}_v$, the solution is given by

$$U(t) = \exp \left(\int_0^t X(\tau) d\tau \right) = I + \int_0^t X(\tau) d\tau = I + \int_{\gamma|_{[0,t]}} \lambda_{i_0 j_0} \Xi_{\mathfrak{n}_v}.$$

In particular, we have $U(T) = \int_{\gamma} \lambda_{i_0 j_0} \Xi_{\mathfrak{n}_v}$. This generalizes to piecewise C^1 -paths through approximation by C^1 -paths. Applying to the path Γ_z , we get

$$R(z) = I + \int_{\Gamma_z} \lambda_{i_0 j_0} \Xi_{\mathfrak{n}_v} \in N_v.$$

Inequality (6.2) and the fact that $\lambda_{ij}(z) = e^{\mu_{ij}(z/|z|)|z|} \leq e^{\sqrt{6}|z|}$ (see Section 6.2) imply $\|\lambda_{i_0 j_0} \Xi_{\mathfrak{n}_v}\|(z) \leq C_1 |z|^\alpha$ for all $z \in \bar{V}$, $|z| \geq r$. By integration, we get

$$(6.3) \quad \|R(z) - I\| \leq C' |z|^{\alpha+1} \text{ for all } z \in \bar{V}, |z| \geq r$$

for a constant $C' > 0$ depending on C_1 , α , \bar{V} and the maximum of $\|\lambda_{i_0 j_0} \Xi_{\mathfrak{n}_v}\|$ on $\{z \in \bar{V} \mid |z| \leq r\}$. Thus, $R(z)$ has the desired properties.

Step 3. Convergence of $\hat{P}(tv)$. Noting that Γ_{tv} is the line segment from 0 to tv , we compute the derivative of $\hat{P}(tv) = T(0, tv) T_1(\Gamma_{tv})$ in t similarly as in the above computation of $U'(t)$ and get

$$\frac{d}{dt} \hat{P}(tv) = \hat{P}(tv) \operatorname{Ad}_{T_1(\Gamma_{tv}^{-1})} (D - D_1)(\partial_t(tv)) = \hat{P}(tv) \operatorname{Ad}_{T_1(\Gamma_{tv}^{-1})} (\Xi - \Xi_{\mathfrak{n}_v})_{tv}(v).$$

In order to analyze this ODE, we define a $\mathfrak{sl}_3 \mathbb{R}$ -valued 1-form Θ on U by specifying $\Theta_z \in \operatorname{Hom}(T_z U, \mathfrak{sl}_3 \mathbb{R})$ as

$$\Theta_z := \operatorname{Ad}_{T_1(\Gamma_z^{-1})} (\Xi - \Xi_{\mathfrak{n}_v})_z = \operatorname{Ad}_{R(z)} \operatorname{Ad}_{T_0(0, z)} (\Xi - \Xi_{\mathfrak{n}_v})_z.$$

Then $\hat{P}(tv)$ is the solution to the initial value problem

$$(6.4) \quad \frac{d}{dt} \hat{P}(tv) = \hat{P}(tv) \Theta_{tv}(v), \quad \hat{P}(0) = I.$$

We shall show that $\|\Theta\|(z)$ decays exponentially with respect to $|z|$. To this end, we first estimate $\operatorname{Ad}_{T_0(0, z)} (\Xi - \Xi_{\mathfrak{n}_v})_z$. Recall from Section 6.2 that the eigenvalue of $\operatorname{Ad}_{T_0(0, z)}$ on E_{ij} is $\lambda_{ij}(z) = e^{\mu_{ij}(z/|z|)|z|}$. By assumption, for $z \in \bar{V}$ we have $(z/|z|)^3 = \pm i$ if and only if $z/|z| = v$, so Properties (2) and (4) of μ_{ij} in Section 6.2 imply that $\mu_{ij}(z/|z|) \leq \sqrt{6}$ for all $z \in \bar{V}$ and the equality is achieved if and only if $z/|z| = v$, $(i, j) = (i_0, j_0)$. Therefore, there is a constant $c > 0$ such that

$$\max_{z \in \bar{V}, (i, j) \neq (i_0, j_0)} \mu_{ij}(z/|z|) = \sqrt{6} - c.$$

whence $\lambda_{ij}(z) \leq e^{(\sqrt{6}-c)|z|}$ for all $z \in \bar{V}$ and $(i, j) \neq (i_0, j_0)$. Combining with (6.2) and noting that $\Xi - \Xi_{n_v}$ is obtained from Ξ by removing the (i_0, j_0) -entry, we obtain

$$(6.5) \quad \|\text{Ad}_{T_0(0,z)}(\Xi - \Xi_{n_v})_z\| \leq C_1 |z|^\alpha e^{-c|z|} \text{ for all } z \in \bar{V}, |z| \geq r.$$

On the other hand, given $M = (M_{ij}) \in \mathfrak{sl}_3\mathbb{R}$ with $M_{i_0 j_0} = 0$ and $R = I + rE_{i_0 j_0} \in N_v$ ($r \in \mathbb{R}$), writing down $\text{Ad}_R M$ explicitly, one sees that each of its entries is a sum of at most three terms of the form $r^k M_{ij}$ with $k = 0, 1$ or 2 . Therefore,

$$\|\text{Ad}_R M\| \leq 3 \left(\max_{k=0,1,2} |r|^k \right) \|M\| = 3 \max\{1, \|R - I\|^2\} \|M\|.$$

Using this inequality, we derive from (6.3) and (6.5) that

$$(6.6) \quad \|\Theta\|(z) \leq 3C_1 \max\{1, C'^2 |z|^{2\alpha+2}\} |z|^\alpha e^{-c|z|} \text{ for all } z \in \bar{V}, |z| \geq r.$$

In particular, $\int_0^{+\infty} \|\Theta_{tv}(v)\| dt < +\infty$. This allows us to apply a classical ODE result [DW15, Lemma B.1(ii)] to Eq.(6.4) and conclude that $\hat{P}(tv)$ has a limit $\hat{P}(\infty) \in \text{SL}(3, \mathbb{R})$ as $t \rightarrow +\infty$.

Step 4. Compare $\hat{P}(z)$ with $\hat{P}(tv)$. Every $z \in \bar{V}$ can be written as $z = te^{\theta i}v$, where $t \geq 0$ and θ belongs to an interval $[\theta_1, \theta_2]$ with $\theta_1 < 0 < \theta_2$. We finally need to show that $\hat{P}(te^{\theta i}v)$ converges to $\hat{P}(\infty)$ uniformly in $\theta \in [\theta_1, \theta_2]$ as $t \rightarrow +\infty$. To this end, consider the function $Q : [\theta_1, \theta_2] \times [0, +\infty) \rightarrow \text{SL}(3, \mathbb{R})$ defined by

$$\begin{aligned} Q(\theta, t) &:= \hat{P}(tv)^{-1} \hat{P}(te^{\theta i}v) = T_1(\Gamma_{tv}^{-1}) T(tv, 0) T(0, te^{\theta i}v) T_1(\Gamma_{te^{\theta i}v}) \\ &= T_1(\Gamma_{tv}^{-1}) T(tv, te^{\theta i}v) T_1(\Gamma_{te^{\theta i}v}). \end{aligned}$$

Using the identities (see Appendix A)

$$\begin{aligned} \frac{\partial}{\partial \theta} T(tv, te^{\theta i}v) &= T(tv, te^{\theta i}v) A(\partial_\theta(te^{\theta i}v)), \\ \frac{\partial}{\partial \theta} T_1(\Gamma_{te^{\theta i}v}) &= -A_1(\partial_\theta(te^{\theta i}v)) T_1(\Gamma_{te^{\theta i}v}), \end{aligned}$$

we compute $\frac{\partial}{\partial \theta} Q(\theta, t)$ similarly as above and get

$$\frac{\partial}{\partial \theta} Q(\theta, t) = Q(\theta, t) \text{Ad}_{T_1(\Gamma_{te^{\theta i}v})^{-1}} (D - D_1) (\partial_\theta(te^{\theta i}v)) = Q(\theta, t) \Theta(\partial_\theta(te^{\theta i}v)).$$

View this equation as an ODE with parameter t satisfied by every $Q(\cdot, t)$, which has initial value $Q(0, t) = I$. Inequality (6.6) implies that $\|\Theta(\partial_\theta(te^{\theta i}v))\| \rightarrow 0$ uniformly in θ as $t \rightarrow +\infty$, so we can apply another ODE result [DW15, Lemma B.1(i)] and conclude that $\|Q(\theta, t) - I\|$ converges to 0 uniformly in θ , hence so does

$$\|\hat{P}(te^{\theta i}v) - \hat{P}(tv)\| = \|\hat{P}(tv)(Q(\theta, t) - I)\| \leq 3\|\hat{P}(tv)\| \cdot \|Q(\theta, t) - I\|.$$

It follows that $\hat{P}(te^{\theta i}v)$ converges to $\hat{P}(\infty)$ uniformly in θ , completing the proof of Proposition 6.5 (2). \square

Part (1) is proved by the same argument with simplifications. Namely, since there is no $v \in \bar{V}$ with $v^3 = \pm 1$, the spectral radius $e^{\mu(z/|z|)|z|}$ of $\text{Ad}_{T_0(0,z)}$ on the whole $\mathfrak{sl}_3\mathbb{R}$ is less than $e^{(\sqrt{6}-c)|z|}$ for a constant $c > 0$, so we have a more straightforward exponential decay property

$$\|\text{Ad}_{T_0(0,z)} \Xi\| \leq C_1 |z|^\alpha e^{-c|z|} \text{ for all } z \in \bar{V}, |z| \geq r.$$

This allows us to proceed with $P(z)$ exactly as how we treat $\hat{P}(z)$ in the above proof and conclude that $P(te^{\theta i}v)$ converges to some $P(\infty) \in \mathrm{SL}(3, \mathbb{R})$ uniformly in θ .

Combining the two parts of Proposition 6.5 yields:

Corollary 6.6. *Under the hypotheses of Proposition 6.5, for each connected component W of $\bar{V} \setminus \{tv \mid t \geq 0, v^3 = \pm i\}$, there exists $P_W(\infty) \in \mathrm{SL}(3, \mathbb{R})$ such that $P(z)$ converges to $P_W(\infty)$ when z goes to infinity in any closed sector contained in $W \cup \{0\}$. If W_1 and W_2 are adjacent connected components separated by a ray $v\mathbb{R}_{\geq 0}$, then $P_{W_1}(\infty)$ and $P_{W_2}(\infty)$ belong to the same left N_v -coset in $\mathrm{SL}(3, \mathbb{R})$.*

Proof. The first statement follows from Proposition 6.5 (1) applied to closed sectors contained in $W \cup \{0\}$. As for the second one, let $\bar{S} \subset W_1 \cup (v\mathbb{R}_{\geq 0}) \cup W_2$ be a closed sector containing v in its interior, so that applying Proposition 6.5 (2) to \bar{S} gives $P(z) = \hat{P}(z)R(z)$ on \bar{S} with $\hat{P}(z)$ converging to some $\hat{P}(\infty) \in \mathrm{SL}(3, \mathbb{R})$ as z goes to infinity in \bar{S} . Let $\Pi : \mathrm{SL}(3, \mathbb{R}) \rightarrow \mathrm{SL}(3, \mathbb{R})/N_v$ denote the projection, assigning to each element of $\mathrm{SL}(3, \mathbb{R})$ its left N_v -coset. Then $\Pi(P(z)) = \Pi(\hat{P}(z))$ because $R(z) \in N_v$. Given $v_i \in W_i, i = 1, 2$, we have $\lim_{t \rightarrow +\infty} P(tv_i) = P_{W_i}(\infty)$, hence

$$\hat{P}(\infty) = \lim_{t \rightarrow +\infty} \Pi(\hat{P}(tv_i)) = \lim_{t \rightarrow +\infty} \Pi(P(tv_i)) = \Pi(P_{W_i}(\infty))$$

for $i = 1, 2$. It follows that $\Pi(P_{W_1}(\infty)) = \Pi(P_{W_2}(\infty))$, as required. \square

6.4. Proof of Proposition 6.1. By a shift of coordinate, we can consider $g = e^u |dz|^2$ and ι as defined on $\mathbf{H}_{-1} = \{z \in \mathbb{C} \mid \mathrm{Re}(z) > -1\}$ instead of \mathbf{H} . The hypothetic inequality is still valid for $u : \mathbf{H}_{-1} \rightarrow \mathbb{R}$ after modifying the constants C and r . As at the end of Section 6.1, let T_0 and T be the parallel transports of the affine sphere connections on $T\mathbf{H}_{-1} \oplus \mathbb{R}$ associated to $(|dz|^2, dz^3)$ and (g, dz^3) , respectively, so that we can write

$$\iota_0, \iota : \mathbf{H}_{-1} \rightarrow T_0\mathbf{H}_{-1} \cong \mathbb{R}^3, \quad \iota_0(z) = T_0(0, z)\underline{1}_z, \quad \iota(z) = T(0, z)\underline{1}_z = P(z)\iota_0(z)$$

and hence $\delta(z) = P(z)\iota_0(z)$, where $P(z) := T(0, z)T_0(z, 0)$ is the osculation map.

The idea of the proof is to define the values of $\bar{\delta}$ on $\partial_\infty \mathbf{H}$ using $\bar{\delta}_0$ and the limits of $P(z)$ or $\hat{P}(z)$ from Proposition 6.5, so that $\bar{\delta}$ has the built-in property

$$(\star) \text{ for any sequence } (z_n) \subset \mathbf{H}_{-1}, \lim_{n \rightarrow \infty} z_n = z_\infty \in \partial_\infty \mathbf{H} \implies \lim_{n \rightarrow \infty} \delta(z_n) = \bar{\delta}(z_\infty),$$

as well as the metric preserving property. Since $\mathbf{H}_{-1} \cup \partial_\infty \mathbf{H}$ is homeomorphic to the closed upper half-plane $\bar{\mathbb{H}}$ with $\partial_\infty \mathbf{H}$ corresponding to the boundary $\partial \mathbb{H} = \mathbb{R}$, continuity and injectivity of $\bar{\delta}$ will follow by a simple topological fact:

Lemma 6.7. *Let $f : \bar{\mathbb{H}} \rightarrow \mathbb{R}P^2$ be a map such that the restrictions $f|_{\mathbb{H}}$ and $f|_{\mathbb{R}}$ are both continuous and injective. Suppose that for every sequence $(z_n)_{n=1,2,\dots}$ in \mathbb{H} converging to some $x \in \mathbb{R}$, we have $\lim_{n \rightarrow \infty} f(z_n) = f(x)$. Then f is continuous and injective on $\bar{\mathbb{H}}$.*

Proof. By the last hypothesis and the continuity of $f|_{\mathbb{R}}$, for any sequence (z_n) in $\bar{\mathbb{H}}$ converging to $x \in \mathbb{R}$ we still have $\lim_{n \rightarrow \infty} f(z_n) = f(x)$. Thus, f is continuous at every point of \mathbb{R} , hence on the whole $\bar{\mathbb{H}}$. Given $z \in \mathbb{H}$ and $x \in \mathbb{R}$, we pick a neighborhood U of z in \mathbb{H} and a sequence (z_n) of points in $\mathbb{H} \setminus U$ such that $f|_U$ is injective and $\lim_{n \rightarrow \infty} z_n = x$. By injectivity of $f|_{\mathbb{H}}$, each $f(z_n)$ lies outside the set $f(U)$, which is an open subset of $\mathbb{R}P^2$ by Brouwer Invariance of Domain. As a result, $\lim_{n \rightarrow \infty} f(z_n) = f(x)$ lies outside $f(U)$, hence is different from $f(z)$. This shows f is injective. \square

Proof of Proposition 6.1. By Property (4) in Section 6.2, the subgroups N_v with $v = e^{\pm\pi i/6}$ are

$$N_+ := N_{e^{\pi i/6}} = \{I + rE_{13} \mid r \in \mathbb{R}\}, \quad N_- := N_{e^{-\pi i/6}} = \{I + rE_{12} \mid r \in \mathbb{R}\}.$$

Applying Corollary 6.6 to the closed right half-plane $\bar{\mathbf{H}} \subset \mathbf{H}_{-1}$, we get $P_+, P_-, P_0 \in \mathrm{SL}(3, \mathbb{R})$ with P_{\pm} in the same left N_{\pm} -coset as P_0 , such that

$$\lim_{t \rightarrow +\infty} P(te^{\theta i}) = \begin{cases} P_- & \text{if } -\frac{\pi}{2} < \theta < -\frac{\pi}{6}, \\ P_0 & \text{if } -\frac{\pi}{6} < \theta < \frac{\pi}{6}, \\ P_+ & \text{if } \frac{\pi}{6} < \theta < \frac{\pi}{2}. \end{cases}$$

Since the actions of both N_+ and N_- on \mathbb{RP}^2 fix $[1 : 0 : 0]$, we have $P_+[1 : 0 : 0] = P_0[1 : 0 : 0] = P_-[1 : 0 : 0]$. We define the required extension $\bar{\delta} : \mathbf{H}_{-1} \cup \partial_{\infty} \mathbf{H} \rightarrow \mathbb{RP}^2$ of δ by setting its values on $\partial_{\infty} \mathbf{H} = \partial_{\infty}^{(e^{\pi i/3})} \mathbb{C} \cup \partial_{\infty}^{(1)} \mathbb{C} \cup \partial_{\infty}^{(e^{-\pi i/3})} \mathbb{C}$ as

$$\bar{\delta}(\zeta) := \begin{cases} P_+ \bar{\delta}_0(\zeta) & \text{if } \zeta \in \partial_{\infty}^{(e^{\pi i/3})} \mathbb{C}, \\ P_+[1 : 0 : 0] = P_-[1 : 0 : 0] & \text{if } \zeta \in \partial_{\infty}^{(1)} \mathbb{C}, \\ P_- \bar{\delta}_0(\zeta) & \text{if } \zeta \in \partial_{\infty}^{(e^{-\pi i/3})} \mathbb{C}, \end{cases}$$

where $\bar{\delta}_0$ is the extension of $\delta_0 = \mathbb{P} \circ \iota_0$ from Section 5.3. As seen in Section 5.3, $\bar{\delta}_0$ sends $\partial_{\infty}^{(1)} \mathbb{C}$ to $[1 : 0 : 0]$ and sends $\partial_{\infty}^{(e^{\pi i/3})} \mathbb{C}$ and $\partial_{\infty}^{(e^{-\pi i/3})} \mathbb{C}$ isometrically to the open line segments

$$I_+ := \{[1 : a : 0] \mid a > 0\}, \quad I_- := \{[a : 0 : 1] \mid a > 0\}.$$

Since P_{\pm} is in the same left N_{\pm} -coset as P_0 , we can write $P_{\pm} = P_+ n_+ n_-$ for $n_{\pm} \in N_{\pm}$. Therefore, the map $\bar{\delta}|_{\partial_{\infty} \mathbf{H}}$ defined above is a composition

$$\bar{\delta}|_{\partial_{\infty} \mathbf{H}} = P_+ \circ n' \circ \bar{\delta}_0|_{\partial_{\infty} \mathbf{H}},$$

where n' is the continuous map $I_+ \cup [1 : 0 : 0] \cup I_- \rightarrow \mathbb{RP}^2$ restricting to the identity on $I_+ \cup [1 : 0 : 0]$ and to the projective transformation $n_+ n_-$ on I_- . The segments $n_+ n_-(I_-)$ and I_+ share the endpoint $[1 : 0 : 0]$ and are not collinear. As projective transformations preserve the cross-ratio, we conclude that $\bar{\delta}|_{\partial_{\infty} \mathbf{H}}$ is continuous and sends $\partial_{\infty}^{(e^{\pi i/3})} \mathbb{C}$ and $\partial_{\infty}^{(e^{-\pi i/3})} \mathbb{C}$ isometrically to open line segments not collinear with each other.

We now only need to verify Property (\star) . First assume $z_{\infty} \in \partial_{\infty}^{(e^{\pi i/3})} \mathbb{C}$, so that $z_{\infty} = [\gamma]$ for a negative ray $\gamma : [0, +\infty) \rightarrow \mathbf{H}_{-1}$ of the form $\gamma(t) = \gamma(0) + e^{\pi i/3} t$ (see Section 5.3). The convergence $z_n \rightarrow [\gamma]$ means that $|z_n| \rightarrow +\infty$ as $n \rightarrow \infty$ while the distance from z_n to $\gamma([0, +\infty))$ tends to 0. As a consequence, for any $\varepsilon > 0$, z_n is contained in the sector $\{z \in \mathbb{C} \mid |\arg(z) - \frac{\pi}{3}| \leq \varepsilon\}$ for n big enough. By Proposition 6.5 (1) applied to this sector, $P(z_n)$ converges to the above defined P_+ . On the other hand, we have $\delta_0(z_n) \rightarrow \bar{\delta}_0(z_{\infty})$ by continuity of $\bar{\delta}_0$ (Lemma 5.7), hence $\delta(z_n) = P(z_n) \delta_0(z_n) \rightarrow P_+ \bar{\delta}_0(z_{\infty}) = \bar{\delta}(z_{\infty})$, as required.

If $z_{\infty} \in \partial_{\infty}^{(e^{-\pi i/3})} \mathbb{C}$, Property (\star) is proved in the same way. Finally, if z_{∞} is the point $\partial_{\infty}^{(1)} \mathbb{C}$, we consider the sectors

$$V_+ := \{0 < \arg(z) < \frac{\pi}{3}\}, \quad V_- := \{-\frac{\pi}{3} < \arg(z) < 0\}, \quad V := \{-\frac{\pi}{3} < \arg(z) < \frac{\pi}{3}\}$$

Neighborhoods of $\partial_{\infty}^{(1)} \mathbb{C}$ in \mathbb{C}' are generated by all subsets of the form $(x + V) \cup \partial_{\infty}(x + V)$, $x > 0$, where $\partial_{\infty}(x + V) \subset \partial_{\infty} \mathbb{C}$. In order to show that the image of the

sequence (z_n) by δ converges to $\bar{\delta}(z_\infty) = P_+[1 : 0 : 0] = P_-[1 : 0 : 0]$, it is sufficient to show it for the subsequences $(z_n) \cap \{z \mid \operatorname{Im}(z) \geq 0\}$ and $(z_n) \cap \{z \mid \operatorname{Im}(z) \leq 0\}$ separately. Thus, we can assume either $\operatorname{Im}(z_n) \geq 0$ for all n or $\operatorname{Im}(z_n) \leq 0$ for all n .

In the case $\operatorname{Im}(z_n) \geq 0$, the convergence $z_n \rightarrow z_\infty$ means that for any $x \geq 0$, z_n is contained in $x + \bar{V}_+$ for n big enough. By part (2) of Proposition 6.5, there are continuous maps $\hat{P}_+ : \bar{V}_+ \rightarrow \operatorname{SL}(3, \mathbb{R})$ and $R_+ : \bar{V}_+ \rightarrow N_+$ such that

- (i) $P(z) = \hat{P}_+(z)R_+(z)$ for all $z \in V_+$;
- (ii) $\hat{P}_+(z)$ converges to some $\hat{P}_+(\infty) \in \operatorname{SL}(3, \mathbb{R})$ as $z \rightarrow \infty$ in V_+ ;
- (iii) $\|R_+(z) - I\| \leq C'|z|^{\alpha+1}$ for some $C' > 0$ and all $z \in V_+$, $|z| \geq r$.

Letting z go to infinity along a ray $e^{\theta i}\mathbb{R}_{\geq 0}$ with $\theta \in (0, \frac{\pi}{6})$ (or $\theta \in (\frac{\pi}{6}, \frac{\pi}{3})$) in (i), we see that the limit $\hat{P}_+(\infty)$ in (ii) is in the same left N_+ -coset as P_0 (or P_+). Since N_+ fixes $[1 : 0 : 0]$, we have

$$\hat{P}_+[1 : 0 : 0] = P_0[1 : 0 : 0] = P_+[1 : 0 : 0] = \bar{\delta}(z_\infty).$$

We claim that for any neighborhood B of $[1 : 0 : 0]$ in \mathbb{RP}^2 , there exists a big enough $x_0 > 0$ such that $x_0 + \bar{V}_+$ is sent into B by the map $z \mapsto R_+(z)\delta_0(z)$ from \bar{V}_+ to \mathbb{RP}^2 . The proof is based on the coordinate expression

$$R_+(z)\delta_0(z) = \begin{pmatrix} 1 & r(z) \\ & 1 \\ & & 1 \end{pmatrix} \begin{bmatrix} e^{\sqrt{2}\operatorname{Re}(z)} \\ e^{\sqrt{2}\operatorname{Re}(\omega^2 z)} \\ e^{\sqrt{2}\operatorname{Re}(\omega z)} \end{bmatrix} = \begin{bmatrix} e^{\sqrt{2}\operatorname{Re}[(1-\omega)z]} + r(z) \\ e^{\sqrt{2}\operatorname{Re}[(\omega^2-\omega)z]} \\ 1 \end{bmatrix},$$

where $|r(z)| = \|R_+(z) - I\| \leq C'|z|^{\alpha+1}$ for $|z| \geq r$ by (iii). For any $z \in \bar{V}_+$ we have

$$\sqrt{2}\operatorname{Re}[(1-\omega)z] = \sqrt{6}\operatorname{Re}(e^{-\pi i/6}z) \geq \sqrt{6} \cdot \frac{\sqrt{3}}{2}|z|.$$

Hence $e^{\sqrt{2}\operatorname{Re}[(1-\omega)z]}$ grows exponentially with respect to $|z|$. As a result, when $|z|$ is big enough, we have $|r(z)| \leq \frac{1}{2}e^{\sqrt{2}\operatorname{Re}[(1-\omega)z]}$, so that

$$e^{\sqrt{2}\operatorname{Re}[(1-\omega)z]} + r(z) \geq \frac{1}{2}e^{\sqrt{2}\operatorname{Re}[(1-\omega)z]}.$$

Since $e^{\sqrt{2}\operatorname{Re}[(\omega^2-\omega)z]} = e^{\sqrt{6}\operatorname{Im}(z)} \geq 1$, the claim follows from the above inequality and the following one, which holds for all $z \in x_0 + \bar{V}_+$:

$$e^{\sqrt{2}\operatorname{Re}[(1-\omega)z]} / e^{\sqrt{2}\operatorname{Re}[(\omega^2-\omega)z]} = e^{\sqrt{2}\operatorname{Re}[(1-\omega^2)z]} = e^{\sqrt{6}\operatorname{Re}(e^{\pi i/6}z)} \geq e^{\sqrt{6} \cdot \frac{\sqrt{3}}{2}x_0}.$$

The claim implies that the image of the sequence (z_n) by the map $z \mapsto R_+(z)\delta_0(z)$ converges to $[1 : 0 : 0]$. As a result, $\delta(z_n) = P(z_n)\delta_0(z_n) = \hat{P}_+(z_n)R_+(z_n)\delta_0(z_n)$ converges to $\hat{P}_+(\infty)[1 : 0 : 0] = \bar{\delta}(z_\infty)$, proving Property (\star) in the case $z_\infty = \partial_\infty^{(1)}\mathbb{C}$ and $\operatorname{Im}(z_n) \geq 0$. The $\operatorname{Im}(z_n) \leq 0$ case is proved in the same way. This establishes Property (\star) and completes the proof of Proposition 6.1. \square

6.5. Asymptotics of osculation map with weaker exponential decay. In order to prove Proposition 6.3, we need the following variation of Proposition 6.5 under weaker exponential decay assumption on u :

Proposition 6.8. *Suppose $0 < \theta_0 < \frac{\pi}{6}$ and $v^3 = \pm 1$. Put*

$$\bar{V} := \{te^{\theta i}v \in \mathbb{C} \mid t \geq 0, |\theta| \leq \theta_0\}$$

and let U be the ε -neighborhood of \bar{V} in \mathbb{C} for some $\varepsilon > 0$. Let $g = e^u |dz|^2$ be a solution to Wang's equation on (U, dz^3) such that

$$0 \leq u \leq C|z|^\alpha e^{-\sqrt{6}c|z|} \text{ for all } z \in U, |z| \geq r$$

for positive constants α, C, r and c such that

$$\frac{1}{2} [\sin(\theta_0) + \sin(\frac{\pi}{3} + \theta_0)] < c < \sin(\frac{\pi}{3} + \theta_0).$$

Let $P : U \rightarrow \mathrm{SL}(\mathcal{T}_0 U \oplus \mathbb{R}) \cong \mathrm{SL}(3, \mathbb{R})$ be the osculation map associated to g at 0. Then there are continuous maps $\hat{P} : \bar{V} \rightarrow \mathrm{SL}(3, \mathbb{R})$ and $R : \bar{V} \rightarrow N_v$ such that

- $P(z) = \hat{P}(z)R(z)$ for all $z \in \bar{V}$;
- \hat{P} admits a limit in $\mathrm{SL}(3, \mathbb{R})$ as z goes to infinity in \bar{V} ;
- $\|R(z) - I\| \leq C'|z|^{\alpha+1} e^{\sqrt{6}(\sin(\frac{\pi}{3} + \theta_0) - c)|z|}$ for some constant $C' > 0$ and all $z \in \bar{V}, |z| \geq r$.

Proof. Since the rotations by cubic roots of unity $U \mapsto \omega^k U, z \mapsto \omega^k z$ ($k = 1, 2$) preserve the cubic differential dz^3 , while any v with $v^3 = \pm 1$ can be brought to 1 or $e^{\pi i/3}$ by such rotations, we may suppose $v = 1$ or $e^{\pi i/3}$ without loss of generality. We proceed with $v = e^{\pi i/3}$, while the proof for $v = 1$ only has notational difference.

The proof is closely modeled on that of Proposition 6.5, so we mainly address the necessary modifications. As in that proof, we write

$$D_0 = d + \sqrt{2} \operatorname{Re} \begin{pmatrix} dz & & \\ & \omega^2 dz & \\ & & \omega dz \end{pmatrix}, \quad D = D_0 + \Xi$$

and obtain through the Schauder estimate

$$(6.7) \quad \|\Xi\|(z) \leq C_1 |z|^\alpha e^{-\sqrt{6}c|z|} \text{ for all } z \in \bar{V}, |z| \geq r.$$

Step 1. Define $\hat{P}(z)$ and $R(z)$. Since $v = e^{\pi i/3}$, by Property (5) in Section 6.2, n_v is spanned by E_{13} and E_{23} . Let $\Xi_{n_v} := \Xi_{13}E_{13} + \Xi_{23}E_{23}$ be the n_v -component of Ξ and define the connection

$$D_1 := D_0 + \Xi_{n_v}.$$

Also let T_1 denote the parallel transport of D_1 and define

$$\hat{P}(z) := T(0, z)T_1(\Gamma_z), \quad R(z) := T_1(\Gamma_z^{-1})T_0(z, 0),$$

so that $P(z) = \hat{P}(z)R(z)$ for all $z \in \bar{V}$.

Step 2. Estimate of $R(z)$. We obtain the integral expression

$$R(z) = I + r_1(z)E_{13} + r_2(z)E_{23} \in N_v, \text{ where } r_i(z) = \int_{\Gamma_z} \lambda_{i3}\Xi_{i3}, \quad i = 1, 2.$$

in the same way as in the proof of Proposition 6.5. Here $\lambda_{ij}(z) = e^{\mu_{ij}(z/|z|)|z|}$ is the eigenvalue of $\operatorname{Ad}_{T_0(0,z)}$ on E_{ij} (see Section 6.2). We have

$$\mu_{13}(e^{\theta i}v) = \sqrt{2} \operatorname{Re}[(1 - \omega)e^{\theta i}v] = \sqrt{6} \cos(\theta + \frac{\pi}{6}) = \sqrt{6} \sin(\frac{\pi}{3} - \theta),$$

$$\mu_{23}(e^{\theta i}v) = \sqrt{2} \operatorname{Re}[(\omega^2 - \omega)e^{\theta i}v] = \sqrt{6} \cos(\theta - \frac{\pi}{6}) = \sqrt{6} \sin(\frac{\pi}{3} + \theta).$$

For any $z = te^{\theta i}v \in \bar{V}$, since θ is in the interval $[-\theta_0, \theta_0]$ with $0 < \theta_0 < \frac{\pi}{6}$, we get

$$(6.8) \quad e^{\sqrt{6} \sin(\frac{\pi}{3} - \theta_0)|z|} \leq \lambda_{13}(z), \lambda_{23}(z) \leq e^{\sqrt{6} \sin(\frac{\pi}{3} + \theta_0)|z|}.$$

Combing this with Inequality (6.7) gives

$$(6.9) \quad |\lambda_{13}\Xi_{13}|(z), |\lambda_{23}\Xi_{23}|(z) \leq C_1|z|^\alpha e^{\sqrt{6}(\sin(\frac{\pi}{3}+\theta_0)-c)|z|} \quad \text{for all } z \in \bar{V}, |z| \geq r$$

By integration, we get the required bound for $\|R(z) - I\| = \max\{|r_1(z)|, |r_2(z)|\}$:

$$(6.10) \quad \|R(z) - I\| \leq C'|z|^{\alpha+1} e^{\sqrt{6}(\sin(\frac{\pi}{3}+\theta_0)-c)|z|} \quad \text{for all } z \in \bar{V}, |z| \geq r,$$

where the constant $C' > 0$ depends on C_1, α, \bar{V} and the maximum of $|\lambda_{13}\Xi_{13}|$ and $|\lambda_{23}\Xi_{23}|$ on $\{z \in \bar{V} \mid |z| \leq r\}$.

Step 3. Convergence of $\hat{P}(tv)$. As in the proof of Proposition 6.5, we define a $\mathfrak{sl}_3\mathbb{R}$ -valued 1-form Θ on U by setting

$$\Theta_z := \text{Ad}_{T_1(\Gamma_z^{-1})}(\Xi - \Xi_{\mathbf{n}_v})_z = \text{Ad}_{R(z)} \text{Ad}_{T_0(0,z)}(\Xi - \Xi_{\mathbf{n}_v})_z.$$

Then $\hat{P}(tv)$ solves the initial value problem of ODE

$$(6.11) \quad \frac{d}{dt} \hat{P}(tv) = \hat{P}(tv) \Theta_{tv}(v), \quad \hat{P}(0) = I.$$

We shall still show that $\|\Theta\|$ decays exponentially, although the proof is more delicate in the current settings. We first estimate each entry of

$$\text{Ad}_{T_0(0,z)}(\Xi - \Xi_{\mathbf{n}_v})_z = \begin{pmatrix} \Xi_{11} & \lambda_{12}\Xi_{12} & 0 \\ \lambda_{21}\Xi_{21} & \Xi_{22} & 0 \\ \lambda_{31}\Xi_{31} & \lambda_{32}\Xi_{32} & \Xi_{33} \end{pmatrix}_z.$$

The norms of diagonal entries are controlled by Inequality (6.7). It follows from (6.8) that $\lambda_{31}(z) = \lambda_{13}(z)^{-1}$ and $\lambda_{32}(z) = \lambda_{23}(z)^{-1}$ are bounded from above by $e^{-\sqrt{6}\sin(\frac{\pi}{3}-\theta_0)|z|}$, while the equality

$$\mu_{12}(e^{\theta i}v) = -\mu_{21}(e^{\theta i}v) = \sqrt{2} \text{Re}[(1 - \omega^2)e^{\theta i}v] = -\sqrt{6} \sin(\theta)$$

implies that $\lambda_{12}(z)$ and λ_{21} are bounded from above by $e^{\sqrt{6}\sin(\theta_0)|z|}$ for all $z \in \bar{V}$. Combining these bounds with (6.7), we obtain, for all $z \in \bar{V}$ with $|z| \geq r$,

$$|\lambda_{31}\Xi_{31}|(z), |\lambda_{32}\Xi_{32}|(z) \leq C_1|z|^\alpha e^{\sqrt{6}(-\sin(\frac{\pi}{3}-\theta_0)-c)|z|},$$

$$|\lambda_{12}\Xi_{12}|(z), |\lambda_{21}\Xi_{21}|(z) \leq C_1|z|^\alpha e^{\sqrt{6}(\sin(\theta_0)-c)|z|}.$$

As a result, $\|\text{Ad}_{T_0(0,z)}(\Xi - \Xi_{\mathbf{n}_v})_z\|$ has the same upper bound as the last one above.

For any $R = I + r_1 E_{13} + r_2 E_{23} \in N_v$ and $M = (M_{ij}) \in \mathfrak{sl}_3\mathbb{R}$, we see from the explicit expression

$$\begin{aligned} \text{Ad}_R M &= \begin{pmatrix} 1 & r_1 & \\ & 1 & r_2 \\ & & 1 \end{pmatrix} \begin{pmatrix} M_{11} & M_{12} & 0 \\ M_{21} & M_{22} & 0 \\ M_{31} & M_{32} & M_{33} \end{pmatrix} \begin{pmatrix} 1 & -r_1 & \\ & 1 & -r_2 \\ & & 1 \end{pmatrix} \\ &= \begin{pmatrix} M_{11} + r_1 M_{31} & M_{12} + r_1 M_{32} & r_1 M_{33} - r_1 M_{11} - r_1^2 M_{31} - r_2 M_{12} - r_1 r_2 M_{32} \\ M_{21} + r_2 M_{31} & M_{22} + r_2 M_{32} & r_2 M_{33} - r_1 M_{21} - r_1 r_2 M_{31} - r_2 M_{22} - r_2^2 M_{32} \\ M_{31} & M_{32} & M_{33} - r_1 M_{31} - r_2 M_{32} \end{pmatrix}, \end{aligned}$$

that each entry of $\text{Ad}_R M$ is a sum of at most 5 terms of the form $M_{ij}, r_k M_{ij}, M_{33}, r_k M_{33}$ or $r_1^{l_1} r_2^{l_2} M_{3j}$, where $i, j, k \in \{1, 2\}$ and $l_1 + l_2 \leq 2$. This implies

$$\|\text{Ad}_R M\| \leq 5 \max_{\substack{a=0,1, \\ j=1,2}} \max_{b=0,1,2} \{ \|R - I\|^a \|M\|, \|R - I\|^b |M_{3j}| \}.$$

Fix a constant $r' \geq r$ such that the upper bound of $\|R(z) - I\|$ in (6.10) is greater than 1 when $|z| \geq r'$. Using the above inequality, we derive from (6.10) and the above estimates for each entry of $\text{Ad}_{T_0(0,z)}(\Xi - \Xi_{n_v})_z$ that

$$\begin{aligned} \|\Theta\|(z) &\leq 5 \cdot \max \left\{ C'|z|^{\alpha+1} e^{\sqrt{6}(\sin(\frac{\pi}{3}+\theta_0)-c)|z|} C_1|z|^\alpha e^{\sqrt{6}(\sin(\theta_0)-c)|z|}, \right. \\ &\quad \left. (C'|z|^{\alpha+1} e^{\sqrt{6}(\sin(\frac{\pi}{3}+\theta_0)-c)|z|})^2 C_1|z|^\alpha e^{\sqrt{6}(-\sin(\frac{\pi}{3}-\theta_0)-c)|z|} \right\} \\ &= 5C'C_1|z|^{2\alpha+1} \max \left\{ e^{\sqrt{6}(\sin(\frac{\pi}{3}+\theta_0)+\sin(\theta_0)-2c)|z|}, \right. \\ &\quad \left. C'|z|^{\alpha+1} e^{\sqrt{6}(2\sin(\frac{\pi}{3}+\theta_0)-\sin(\frac{\pi}{3}-\theta_0)-3c)|z|} \right\} \end{aligned}$$

for all $z \in \overline{V}$, $|z| \geq r'$. Since $2c > \sin(\frac{\pi}{3}+\theta_0) + \sin(\theta_0) = 2\sin(\frac{\pi}{3}+\theta_0) - \sin(\frac{\pi}{3}-\theta_0)$ by hypothesis, enlarging r' if necessary, we can suppose

$$e^{\sqrt{6}(\sin(\frac{\pi}{3}+\theta_0)+\sin(\theta_0)-2c)|z|} \geq C'|z|^{\alpha+1} e^{\sqrt{6}(\sin(\frac{\pi}{3}+\theta_0)-3c)|z|}$$

whenever $|z| \geq r'$, so that the above inequality on $\|\Theta\|(z)$ amounts to

$$(6.12) \quad \|\Theta\|(z) \leq C_2|z|^{2\alpha+1} e^{\sqrt{6}(\sin(\frac{\pi}{3}+\theta_0)+\sin(\theta_0)-2c)|z|} \quad \text{for all } z \in \overline{V}, |z| \geq r',$$

where $C_2 = 5C'C_1$.

Inequality (6.12) implies $\int_0^{+\infty} \|\Theta_{tv}(v)\| dt < +\infty$, so we can apply [DW15, Lemma B.1(ii)] to Eq.(6.11) and conclude that $\hat{P}(tv)$ converges to some $\hat{P}(\infty)$ as $t \rightarrow +\infty$.

Step 4. Compare $\hat{P}(z)$ and $\hat{P}(tv)$. Consider the $\text{SL}(3, \mathbb{R})$ -valued function Q on $[-\theta_0, \theta_0] \times [0, +\infty)$ given by $Q(\theta, t) := \hat{P}(tv)^{-1} \hat{P}(te^{\theta i} v)$. The computation of $\frac{\partial}{\partial \theta} Q(\theta, t)$ in the proof of Proposition 6.5 is still valid and gives

$$\frac{\partial}{\partial \theta} Q(\theta, t) = Q(\theta, t) \Theta(\partial_\theta(te^{\theta i} v)), \quad Q(0, t) = I.$$

By Inequality (6.12), $\|\Theta(\partial_\theta(te^{\theta i} v))\| \rightarrow 0$ uniformly in $\theta \in [-\theta_0, \theta_0]$ as $t \rightarrow +\infty$. Therefore, $\|Q(\theta, t) - I\| \rightarrow 0$ uniformly in θ by [DW15, Lemma B.1(i)], and this implies $\hat{P}(te^{\theta i} v) \rightarrow \hat{P}(\infty)$ uniformly in θ , completing the proof. \square

6.6. Proof of Propositions 6.3 and 6.4.

Proof of Propositions 6.3. As in Section 6.4, by a shift of coordinate, we view $g = e^u |dz|^2$ as defined on the sector $V_2 := V_1 - v$, which contains 0, and consider

$$\iota_0, \iota : V_2 \rightarrow T_0 V_2 \cong \mathbb{R}^3, \quad \iota_0(z) = T_0(0, z) \underline{1}_z, \quad \iota(z) = T(0, z) \underline{1}_z = P(z) \iota_0(z),$$

where $P(z) := T(0, z) T_0(z, 0)$ is the osculation map.

Since $\sin(\theta_1) > \frac{\sqrt{3}}{4} = \frac{1}{2} \sin(\frac{\pi}{3})$ by assumption, we can choose $\theta_0 \in (0, \frac{\pi}{6})$ small enough such that

$$c := \sin(\theta_1 - \theta_0) > \frac{1}{2} [\sin(\theta_0) + \sin(\frac{\pi}{3} + \theta_0)].$$

We will apply Proposition 6.8 to u on the sector

$$\overline{V} := \{te^{\theta i} v \in \mathbb{C} \mid t \geq 0, |\theta| \leq \theta_0\},$$

which is contained in \overline{V}_1 with the property that the distance from any $z \in \overline{V}$ to ∂V_1 is at least $|z| \sin(\theta_1 - \theta_0) = c|z|$, so that we can apply Theorem 2.15 to u on the disk $D(z, c|z|) \subset V_2$ and obtain

$$(6.13) \quad 0 \leq u(z) \leq C|z|^{\frac{1}{2}} e^{-\sqrt{6}c|z|} \quad \text{for all } z \in \overline{V}, |z| \geq r.$$

The same argument applies to the translated sector $\bar{V} - v$, which contains an ε -neighborhood of \bar{V} , and yields $0 \leq u(z) \leq C|z + v|^{\frac{1}{2}}e^{-\sqrt{6}c|z+v|}$ for all $z \in \bar{V} - v$ with $|z + v| \geq r$. But this implies that (6.13) still holds on $\bar{V} - v$ after modifying the constants C and r , hence the hypothesis on u in Proposition 6.8 is satisfied.

Proposition 6.8 gives a factorization $P(z) = \hat{P}(z)R(z)$ for all $z \in \bar{V}$ such that $\hat{P}(z) \rightarrow \hat{P}(\infty) \in \mathrm{SL}(3, \mathbb{R})$ as $|z| \rightarrow +\infty$ while $R(z) \in N_v$ satisfies

$$(6.14) \quad \|R(z) - I\| \leq C_1|z|^{\frac{3}{2}}e^{\sqrt{6}(\sin(\frac{\pi}{3}+\theta_0)-c)|z|} \leq C_2e^{\frac{3\sqrt{2}}{4}|z|} \quad \text{for all } z \in \bar{V}, |z| \geq r_1$$

for constants $C_1, C_2, r_1 > 0$, where the last inequality follows from

$$\sin(\frac{\pi}{3} + \theta_0) - c < \sin(\frac{\pi}{3} + \theta_0) - \frac{1}{2}[\sin(\theta_0) + \sin(\frac{\pi}{3} + \theta_0)] = \frac{1}{2}\sin(\frac{\pi}{3} - \theta_0) < \frac{\sqrt{3}}{4}.$$

We can now define the required extension $\bar{\delta}$ of $\delta = \mathbb{P} \circ \iota$ by setting

$$\bar{\delta}|_{\partial_{\infty}^{(v)}\mathbb{C}} = \hat{P}(\infty) \circ \bar{\delta}_0|_{\partial_{\infty}^{(v)}\mathbb{C}},$$

where $\bar{\delta}_0$ is the extension of $\delta_0 = \mathbb{P} \circ \iota_0$ from Section 5.3. As seen in Section 5.3, $\bar{\delta}_0$ maps $\partial_{\infty}^{(v)}\mathbb{C}$ isometrically to an open edge I_v of the triangle Δ , hence $\bar{\delta}$ maps $\partial_{\infty}^{(v)}\mathbb{C}$ isometrically to the open line segment $\hat{P}(\infty)I_v$.

We proceed to show that for any sequence (z_n) in V_2 tending to some $z_{\infty} \in \partial_{\infty}^{(v)}\mathbb{C}$, the image $\delta(z_n)$ converges in \mathbb{RP}^2 to $\bar{\delta}(z_{\infty}) = \hat{P}(\infty)\bar{\delta}_0(z_{\infty})$, which implies $\bar{\delta}$ is continuous. Suppose $z_{\infty} = [\gamma]$ for a negative ray $\gamma : [0, +\infty) \rightarrow V_2$ of the form $\gamma(t) = \gamma(0) + tv$, so that the convergence $z_n \rightarrow [\gamma]$ means $|z_n| \rightarrow +\infty$ as $n \rightarrow \infty$ while the distance from z_n to the ray $\gamma([0, +\infty)) = \gamma(0) + e^{\frac{\pi i}{3}}\mathbb{R}_{\geq 0}$ tends to 0 (see Section 5.3). This implies $z_n \in \bar{V}$ for n big enough, so we may suppose $z_n \in \bar{V}$ for all n . Since $\hat{P}(z_n) \rightarrow \hat{P}(\infty)$, in order to prove the required convergence $\delta(z_n) = \hat{P}(z_n)R(z_n)\delta_0(z_n) \rightarrow \hat{P}(\infty)\bar{\delta}_0(z_{\infty})$, it is sufficient to show that $R(z_n)\delta_0(z_n) \rightarrow \bar{\delta}_0(z_{\infty})$.

To this end, we only treat the case $v = e^{\frac{\pi i}{3}}$, as the proof for $v = -1$ or $e^{-\frac{\pi i}{3}}$ only has notational difference. We have $N_{e^{\pi i/3}} = \{I + r_1E_{13} + r_2E_{23}\}_{r_1, r_2 \in \mathbb{R}}$ by Property (5) in Section 6.2, hence the coordinate expression

$$R(z)\delta_0(z) = \begin{pmatrix} 1 & r_1(z) \\ & 1 & r_2(z) \\ & & 1 \end{pmatrix} \begin{bmatrix} e^{\sqrt{2}\mathrm{Re}(z)} \\ e^{\sqrt{2}\mathrm{Re}(\omega^2 z)} \\ e^{\sqrt{2}\mathrm{Re}(\omega z)} \end{bmatrix} = \begin{bmatrix} 1 + r_1(z)e^{\sqrt{2}\mathrm{Re}((\omega-1)z)} \\ e^{\sqrt{2}\mathrm{Re}((\omega^2-1)z)} + r_2(z)e^{\sqrt{2}\mathrm{Re}((\omega-1)z)} \\ e^{\sqrt{2}\mathrm{Re}((\omega-1)z)} \end{bmatrix}.$$

Since $|z_n| \rightarrow +\infty$ and the distance from z_n to the ray $\gamma(0) + e^{\frac{\pi i}{3}}\mathbb{R}_{\geq 0}$ tends to 0, we have the approximation $\mathrm{Re}((1 - \omega)z_n) \approx -\sqrt{3} \cdot \frac{\sqrt{3}}{2}|z_n|$ with error tending to 0. Combining with the upper bound (6.14) of $\|R(z) - I\| = \max\{|r_1(z)|, |r_2(z)|\}$, we get $|r_i(z_n)e^{\sqrt{2}\mathrm{Re}((\omega-1)z_n)}| \rightarrow 0$, $i = 1, 2$. As a result, $R(z_n)\delta_0(z_n)$ has the same limit in \mathbb{RP}^2 as $\delta_0(z_n)$, namely, $\bar{\delta}_0(z_{\infty})$. This establishes the desired convergence and completes the proof of Proposition 6.3. \square

Proof of Proposition 6.4. Again, we shift the coordinate and view g and ι as defined on $h\mathbb{H}_{-1} = \{hz \mid \mathrm{Im}(z) > -1\}$. Denote the vector bundle $T(h\mathbb{H}_{-1}) \oplus \mathbb{R}$ simply by E and let $E_z := T_z(h\mathbb{H}_{-1}) \oplus \mathbb{R}$ be its fiber over $z \in h\mathbb{H}_{-1}$.

Let τ^* denote the map induced by the translation $\tau(z) = z + h$ on the vector bundle E and $\tau_z^* : E_z \rightarrow E_{z+h}$ be its restriction to the fiber E_z . Since the metric g and

cubic differential dz^3 are preserved by τ , the affine sphere connection D associated to (g, dz^3) is preserved by τ^* . As a result, the parallel transport T of D satisfies

$$(6.15) \quad \tau_{z_1}^* \circ T(z_1, z_2) = T(z_1 + h, z_2 + h) \circ \tau_{z_2}^*$$

for all $z_1, z_2 \in h\mathbb{H}_{-1}$. The parallel transport T_0 of the affine sphere connection D_0 associated to $(|dz|^2, dz^3)$ has the same property.

We define the linear transformation H of E_0 as

$$H := \tau_{-h}^* \circ T(-h, 0) = T(0, h) \circ \tau_0^*,$$

which belongs to $SL(E_0) \cong SL(3, \mathbb{R})$ because both D and τ^* preserve the volume form $dvol_g \wedge \underline{1}^*$ on E (see Section 3.1). We obtain the required equivariance property using (6.15) and the fact that τ preserves the section $\underline{1}$ of $\underline{\mathbb{R}} \subset E$:

$$\begin{aligned} H(\iota(z)) &= H \circ T(0, z) \underline{1}_z = \tau_{-h}^* \circ T(-h, z) \underline{1}_z \\ &= T(0, z + h) \tau_z^* \underline{1}_z = T(0, z + h) \underline{1}_{z+h} = \iota(z + h). \end{aligned}$$

Moreover, H is the unique element of $SL(E_0)$ satisfying $\iota(z + h) = H(\iota(z))$ because $\iota(z)$ linearly spans E_0 as z runs over $h\mathbb{H}_{-1}$.

To prove the statement on eigenvalues of H , we compare H with the linear transformation $H_0 \in SL(E_0)$ defined in the same way as H but using the parallel transport T_0 of D_0 instead. Since τ^* preserves the frame (e_1, e_2, e_3) of E , H_0 has the same matrix expression as $T_0(0, h)$ under the frame, namely (see Section 3.4),

$$H_0 = \begin{pmatrix} e^{\sqrt{2} \operatorname{Re}(h)} & & \\ & e^{\sqrt{2} \operatorname{Re}(\omega^2 h)} & \\ & & e^{\sqrt{2} \operatorname{Re}(\omega h)} \end{pmatrix}, \text{ where } \omega = e^{2\pi i/3}.$$

On the other hand, by definitions and (6.15), we have, for all $z \in h\mathbb{H}_{-1}$,

$$\begin{aligned} (6.16) \quad P(z + h) H_0 P(z)^{-1} &= T(0, z + h) T_0(z + h, 0) T_0(0, h) \tau_0^* T_0(0, z) T(z, 0) \\ &= T(0, z + h) T_0(z + h, h) T_0(h, z + h) \tau_z^* T(z, 0) \\ &= T(0, z + h) T(z + h, h) \tau_0^* = T(0, h) \tau_0^* = H. \end{aligned}$$

We can take the limit of (6.16) as $z \rightarrow \infty$ to get a relation between H_0 and H in the following way. Let $V_1 \subset h\mathbb{H}$ be a sector verifying the hypothesis of Proposition 6.3 and $\bar{V} \subset \bar{V}_1$ be as in the above proof of Propositions 6.3, on which Proposition 6.8 can be applied and yields a factorization $P(z) := T(0, z) T_0(z, 0) = \hat{P}(z) R(z)$ for $z \in \bar{V}$ with $R(z) \in N_v$ and $\lim_{z \in \bar{V}, |z| \rightarrow \infty} \hat{P}(z) = \hat{P}(\infty)$. Thus, if z and $z + h$ are both contained in \bar{V} , (6.16) can be written as $\hat{P}(z + h) R(z + h) H_0 R(z)^{-1} \hat{P}(z)^{-1} = H$, or

$$H_0 (H_0^{-1} R(z + h) H_0) R(z)^{-1} = \hat{P}(z + h)^{-1} H \hat{P}(z).$$

Since N_v is invariant under conjugation by diagonal matrices, $H_0^{-1} R(z + h) H_0$ belongs to N_v , hence so does $(H_0^{-1} R(z + h) H_0) R(z)^{-1}$. Letting z and $z + h$ go to infinity in \bar{V} in the above equality, we get $H_0 R_0 = \hat{P}(\infty)^{-1} H \hat{P}(\infty)$ for some $R_0 \in N_v$, or

$$(6.17) \quad H = \hat{P}(\infty) H_0 R_0 \hat{P}(\infty)^{-1}.$$

The desired statement on eigenvalues of H can be deduced from (6.17). In fact, the extension $\bar{\delta}$ is so constructed that $\bar{\delta}|_{\partial_\infty^{(v)} \mathbb{C}} = \hat{P}(\infty) \circ \bar{\delta}_0|_{\partial_\infty^{(v)} \mathbb{C}}$ (see the above proof of Proposition 6.3). As seen in Section 5.3, $\bar{\delta}_0$ maps $\partial_\infty^{(v)} \mathbb{C}$ to an open edge I_v of the triangle Δ , sending the endpoints $\partial_\infty^{(e^{\pi i/3} v)} \mathbb{C}$ and $\partial_\infty^{(e^{-\pi i/3} v)} \mathbb{C}$ of $\partial_\infty^{(v)} \mathbb{C}$ to the

endpoints x_0^+ and x_0^- of I_v which are ordered counterclockwise in Figure 5.4. A case-by-case check for $v = e^{\pi i/3}$, -1 and $e^{\pi i/3}$ shows that $H_0 R_0$ has eigenvalues $\exp(\sqrt{2} \operatorname{Re}(e^{\mp \frac{\pi i}{3}} v^{-1} h))$ at x_0^\pm for any $R_0 \in N_v$ (for example, if $v = e^{\pi i/3}$ then $x_0^- = [1 : 0 : 0]$, $x_0^+ = [0 : 1 : 0]$ and

$$H_0 R_0 = \begin{pmatrix} e^{\sqrt{2} \operatorname{Re}(h)} & & * \\ & e^{\sqrt{2} \operatorname{Re}(\omega^2 h)} & * \\ & & e^{\sqrt{2} \operatorname{Re}(\omega h)} \end{pmatrix}$$

has eigenvalues $e^{\sqrt{2} \operatorname{Re}(h)} = e^{\sqrt{2} \operatorname{Re}(e^{\frac{\pi i}{3}} v^{-1} h)}$ and $e^{\sqrt{2} \operatorname{Re}(\omega^2 h)} = e^{\sqrt{2} \operatorname{Re}(e^{-\frac{\pi i}{3}} v^{-1} h)}$ at x_0^- and x_0^+ , respectively). By (6.17), H also has eigenvalues $\exp(\sqrt{2} \operatorname{Re}(e^{\mp \frac{\pi i}{3}} v^{-1} h))$ at the endpoint $x^\pm = \hat{P}(\infty)x_0^\pm$ of $I := \bar{\delta}(\partial_\infty^{(v)}\mathbb{C}) = \hat{P}(\infty)I_v$. We conclude the proof of Proposition 6.4 by noting that x^\pm is the limit of $\bar{\delta}(\zeta) = \hat{P}(\infty)\bar{\delta}_0(\zeta)$ as $\zeta \in \partial_\infty^{(v)}\mathbb{C}$ tends to $\partial_\infty^{(e^{\pm \frac{\pi i}{3}} v)}\mathbb{C}$. \square

7. CUBIC DIFFERENTIAL AROUND (PIECEWISE) GEODESIC BOUNDARY

In this chapter, we finish the proof of Theorem 1.3 by establishing the “if” direction in Parts (2) and (3).

7.1. Blaschke curvature near boundary lines. Recall from Sections 3.3 and 4.1 that every properly convex domain Ω in \mathbb{RP}^2 carries a Riemannian metric g_Ω and a cubic differential ϕ_Ω given by the Blaschke metric and normalized Pick differential of the affine sphere $M_\Omega \subset \mathbb{R}^3$ which projects to Ω . Following an idea in [BH13], we use the Hausdorff continuity property in Section 4.1 to get controls on the curvature κ_Ω of g_Ω near line segments contained in the boundary $\partial\Omega$ and points where $\partial\Omega$ is not C^1 (i.e. point at which $\partial\Omega$ admits two non-collinear tangent lines):

Lemma 7.1. *Let $\Omega \subset \mathbb{RP}^2$ be a properly convex domain. Fix $0 < \varepsilon < 1$.*

- (1) *Suppose $\partial\Omega$ contains a line segment I . Then every point p in the interior of I has a neighborhood B in \mathbb{RP}^2 such that $\kappa_\Omega > -\varepsilon$ in $B \cap \Omega$.*
- (2) *Suppose $\partial\Omega$ is not C^1 at a point $p \in \partial\Omega$ and fix an open triangle $T \subset \Omega$ with a vertex at p . Then p has a neighborhood B in \mathbb{RP}^2 such that $\kappa_\Omega > -\varepsilon$ in $B \cap T$.*

Note that in the second part, for each of the two tangent rays to $\partial\Omega$ at p , the boundary $\partial\Omega$ can either contain an initial segment of the ray or meet the ray only at p . Figure 7.2 below illustrates an example where both situations occur. However, if both rays are in the former situation, then the lemma just says that $\kappa_\Omega > -\varepsilon$ holds in $B \cap \Omega$ for a neighborhood B of p , and this is the case needed in the next section.

Proof. (1) We may suppose I is a maximal segment on $\partial\Omega$, i.e. the intersection of $\partial\Omega$ with a line in \mathbb{RP}^2 . Let $\Delta \subset \Omega$ be the open triangle spanned by I and a point x_0 in Ω , see the first picture in Figure 7.1. Choose a point $x_1 \in \Delta$. Since the affine sphere projecting to Δ has flat Blaschke metric (see Section 3.4), the curvature κ_Δ of the metric g_Δ on Δ vanishes. By Corollary 4.2, there exists a metric ball $\mathcal{B} \subset \mathcal{C}$ (under the Hausdorff distance given by a metric on \mathbb{RP}^2) centered at Δ such that every $\Omega' \in \mathcal{B}$ contains x_1 and satisfies $\kappa_{\Omega'}(x_1) > -\varepsilon$.

For any $x \in \Delta$, let $f_x \in \operatorname{SL}(3, \mathbb{R})$ denote the projective transformation which preserves Δ and brings x to x_1 . Since $\kappa_\Omega(x) = \kappa_{f_x(\Omega)}(x_1)$ (see Section 4.1), a sufficient condition for $\kappa_\Omega(x) > -\varepsilon$ is $f_x(\Omega) \in \mathcal{B}$. Therefore, we only need to find, for every

point p in the interior of I , a neighborhood B of p in \mathbb{RP}^2 such that $f_x(\Omega) \in \mathcal{B}$ for all $x \in B \cap \Delta$.

To this end, we work with the affine chart $\mathbb{R}^2 \subset \mathbb{RP}^2$ in which Δ is the first quadrant and $x_0 = (0, 0)$, $x_1 = (1, 1)$, so that the restriction of f_x to the chart is given by $f_x(y) = (\frac{y^1}{x^1}, \frac{y^2}{x^2})$, where y^1 and y^2 denote the coordinates of $y \in \mathbb{R}^2$. Suppose p is the point at infinity of lines in \mathbb{R}^2 with a fixed slope $k > 0$. Choose $k_0 > 0$ satisfying $k_0 < k < k_0^{-1}$ and consider the sector $\Delta' = \{x \in \mathbb{R}^2 \mid k_0 < x^2/x^1 < k_0^{-1}\}$. Then Δ' is a triangle contained in Δ with an edge $I' \subset I$ containing p , see Figure 7.1.



FIGURE 7.1. Proof of Lemma 7.1 (1)

Given $\lambda \in (0, 1)$ and a point a in the third quadrant $-\Delta$, we let $L_{a,\lambda}$ denote the region containing Δ and bounded by the rays issuing from a with slopes $-\lambda$ and $-\lambda^{-1}$. Such a region is a triangle in \mathbb{RP}^2 , hence an element of \mathcal{C} , with the following key property: there are constants $r_0 > 0$ and $\lambda_0 > 0$ such that $L_{a,\lambda} \in \mathcal{B}$ whenever $\|a\| := ((a^1)^2 + (a^2)^2)^{\frac{1}{2}} < r_0$ and $\lambda < \lambda_0$.

Since I is a maximal segment, for any $\lambda > 0$ we can take a sufficiently far away from 0 such that $\Omega \subset L_{a,\lambda}$. In particular, we fix $a_0 \in -\Delta$ such that $\Omega \subset L_{a_0, k_0 \lambda_0}$. Using the formula $f_x(L_{a,\lambda}) = L_{f_x(a), \lambda x^1/x^2}$, which follows from the expression of f_x , we check that

$$(7.1) \quad f_x(L_{a_0, k_0 \lambda_0}) \in \mathcal{B} \text{ for all } x \in \Delta' \text{ such that } x^1, x^2 > \|a_0\|/r_0.$$

Indeed, since $k_0 \leq \frac{x^2}{x^1} \leq k_0^{-1}$ for $x \in \Delta'$, the λ -parameter of $f_x(L_{a_0, k_0 \lambda_0})$ is less than λ_0 , while $x^1, x^2 \geq \|a_0\|/r_0$ implies that the base point $f_x(a_0)$ of $f_x(L_{a_0, k_0 \lambda_0})$ has norm less than a_0 . Thus, Property (7.1) is implied by the definition of r_0 and λ_0 .

Since \mathcal{B} is a Hausdorff metric ball centered at Δ while we have the inclusion relations $\Delta = f_x(\Delta) \subset f_x(\Omega) \subset f_x(L_{a_0, k_0 \lambda_0})$, if $f_x(L_{a_0, k_0 \lambda_0})$ is contained in \mathcal{B} , then so does $f_x(\Omega)$. Therefore, Property (7.1) implies that $f_x(\Omega) \in \mathcal{B}$ for all $x \in U := \{(x^1, x^2) \in \Delta' \mid x^1, x^2 > \|a_0\|/r_0\}$. So $B := U \cup I'$ is a neighborhood of p in $\bar{\Delta}$ fulfilling the requirement.

(2) Take an open triangle Δ containing Ω with two edges tangent to $\partial\Omega$ at p as in Figure 7.2. Fix $x_1 \in \Delta$. Defining \mathcal{B} and f_x in the same way as in the proof of Part (1), we only need to show $f_x(\Omega) \in \mathcal{B}$ for all $x \in T$ close enough to p .

To this end, take small enough sub-triangles $\Delta_1, \Delta_2 \subset \Delta$ as in the picture, such that for any convex domain Ω' in Δ with boundary containing p , we have $\Omega' \in \mathcal{B}$ whenever Ω' meets both Δ_1 and Δ_2 . It is then sufficient to show that $f_x(T) \subset f_x(\Omega)$ meets Δ_1 and Δ_2 , or equivalently, T meets $f_x^{-1}(\Delta_1)$ and $f_x^{-1}(\Delta_2)$, when $x \in T$ is closed enough to p . But the latter statement is elementary to check by working on

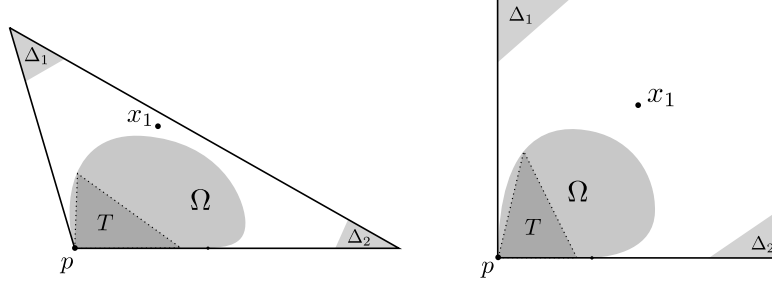


FIGURE 7.2. Proof of Lemma 7.1 (2)

the affine chart in which Δ is the first quadrant and $x_1 = (1, 1)$, as in the second picture in Figure 7.2. \square

7.2. (Piecewise) geodesic boundaries and poles. Given a convex \mathbb{RP}^2 -surface S , if we identify S as the quotient of a properly convex domain $\Omega \subset \mathbb{RP}^2$ through a developing map, then the Blaschke metric and normalized Pick differential of S defined in Section 3.3 are just the quotients of g_Ω and ϕ_Ω , respectively. The information on the curvature of g_Ω obtained above allows us to show:

Theorem 7.2. *Let S' be an oriented convex \mathbb{RP}^2 -surface with geodesic or piecewise geodesic boundary such that the boundary $\partial S'$ is homeomorphic to a circle. Let S be the interior of S' , viewed as an open convex \mathbb{RP}^2 -surface, and let g and ϕ be the Blaschke metric and normalized Pick differential on S , respectively. Then the end of S at $\partial S'$ is conformally a puncture (for the conformal structure underlying g) at which ϕ has a pole of order at least 3.*

Proof. Identify S' as the quotient of a properly convex set $\Omega' \subset \mathbb{RP}^2$ by projective transformations, so that S is the quotient of the interior Ω of Ω' . Then g and ϕ are given by the metric g_Ω and cubic differential ϕ_Ω on Ω .

The boundary $\partial S'$ being geodesic or piecewise geodesic means that every point of $\partial S'$ is the image, by the quotient map $\Omega' \rightarrow S'$, of either an interior point of a line segment in $\partial\Omega$ or the junction point of two line segments in $\partial\Omega$. By Lemma 7.1, every such point has a neighborhood B in \mathbb{RP}^2 such that $\kappa_\Omega = -1 + \|\phi_\Omega\|_{g_\Omega}^2 \geq -1/2$ on $B \cap \Omega$. As a consequence, $\partial S'$ has a neighborhood U' in S' such that

$$(7.2) \quad \kappa_g = -1 + \|\phi\|_g^2 \geq -1/2 \text{ in } U := U' \setminus \partial S'.$$

After shrinking U' if necessary, we can identify the closure \overline{U} of U in (S, J) conformally with the annulus $\{z \in \mathbb{C} \mid r < |z| \leq 1\}$ for some $r \in [0, 1)$ and write $\phi = \phi(z)dz^3$ in \overline{U} , where ϕ is holomorphic and nowhere vanishing. By (7.2), the conformal ratio between the flat metric $|\phi|^{\frac{2}{3}} = |\phi(z)|^{\frac{2}{3}}|dz|^2$ and the metric g is bounded from below by $2^{-\frac{1}{3}}$ in \overline{U} , so the completeness of g implies that the restriction of $|\phi|^{\frac{2}{3}}$ to \overline{U} is complete. Using Lemma B.1, we conclude that $r = 0$ and ϕ has a pole of order at least 3 at $z = 0$, as required. \square

By construction of the one-to-one correspondence between convex \mathbb{RP}^2 -structures and cubic differentials explained in Sections 3.2 and 3.3, Theorem 7.2 implies that under the hypotheses of Theorem 1.3, if X admits an extension X' as stated in Part

(2) or (3), then p is a pole of order at least 3. Combining with the “only if” statements of (2) and (3) already proved in Section 6, we get the required “if” statements.

APPENDIX A. CONNECTIONS AND PARALLEL TRANSPORTS

In this appendix, we fix some notations on connections and parallel transports used in Chapters 3 and 6. See e.g. [Tau11] for a survey of the background material.

Let (E, μ, D) be a $SL(n, \mathbb{R})$ -vector bundle over a manifold M , namely, E is a real vector bundle of rank n , D is a connection on E and μ is a volume form on E preserved by D . The *parallel transport* T of D assigns to every oriented C^1 -path $\gamma : [a, b] \rightarrow M$ a linear isomorphism between fibers

$$T(\gamma) : E_{\gamma(a)} \rightarrow E_{\gamma(b)}$$

respecting the volume form μ , in such a way that

$$T(\gamma^{-1}) = T(\gamma)^{-1}, \quad T(\beta)T(\gamma) = T(\beta\gamma),$$

where γ^{-1} is the reverse path of γ and β is any path starting from the point where γ terminates. Note that the order of β and γ in our notation $\beta\gamma$ for concatenation is chosen in accordance with the notation for composition of transformations.

In terms of the matrix expression of the connection

$$D = d + A$$

under a unimodular frame of (E, μ) on an open set containing γ , the parallel transport $T(\gamma)$ is obtained by solving an ODE as follows: For every $t \in [a, b]$, let $\gamma_{[a, t]}$ denote the restriction of γ to the interval $[a, t]$ and view the parallel transport $T(\gamma_{[a, t]})$ from $E_{\gamma(a)}$ to $E_{\gamma(t)}$ as a matrix in $SL(n, \mathbb{R})$ by means of the frame. Then we have

$$\frac{d}{dt} T(\gamma_{[a, t]}) + A(\dot{\gamma}(t)) T(\gamma_{[a, t]}) = 0.$$

This equation together with the obvious initial condition $T(\gamma_{[a, a]}) = I$ determines $T(\gamma) = T(\gamma_{[a, b]})$.

In particular, if M is contractible and D is flat, we let $T(y, x)$ denote the parallel transport of D along any path from the point x to y , which does not depend on the choice of the path. If we write $D = d + A$ and view $T(y, x)$ as a matrix in $SL(n, \mathbb{R})$ under a unimodular frame as above, then the map

$$M \times M \rightarrow SL(3, \mathbb{R}), \quad (y, x) \mapsto T(y, x)$$

is characterized by the following properties:

- $T(x, x) = I$, $T(x, y) = T(y, x)^{-1}$;
- Let $\partial_X^{(2)} T(y, x)$ (resp. $\partial_Y^{(1)} T(y, x)$) denote the derivative of $T(y, x)$ with respect to the variable x (resp. y) along the tangent vector $X \in T_x M$ (resp. $Y \in T_y M$). Then

$$\partial_X^{(2)} T(y, x) = T(y, x) A(X), \quad \partial_Y^{(1)} T(y, x) = -A(Y) T(y, x).$$

APPENDIX B. ENDS OF FLAT SURFACES

A *flat surface* is a surface endowed with a flat Riemannian metric, or equivalently, an atlas with local charts taking values in the Euclidean plane and transition maps being Euclidean isometries. In this appendix, we collect results used in Sections 2.4, 4.5, 5.1 and 7.2 concerning oriented flat surfaces homeomorphic to the half-open annulus $\mathbb{S}^1 \times [0, 1)$. We call such a surface a *flat end* and study their properties

“at infinity”, i.e. properties invariant under the following equivalence relation: flat ends F_1 and F_2 are called *equivalent* if they have compact subsets C_1 and C_2 such that there is an orientation preserving isometry from $F_1 \setminus C_1$ to $F_2 \setminus C_2$.

B.1. Regular flat ends. Since the curvature of the metric $g = e^{2u(z)}|dz|^2$ is $\kappa_g = -e^{-2u}\Delta u$, every flat end is equivalent to an annulus

$$\Omega_r := \{z \in \mathbb{C} \mid r < |z| \leq 1\}$$

with $r \in [0, 1)$ endowed with the metric $e^{2u(z)}|dz|^2$ for some harmonic function u on Ω_r . It is a classical fact (see [ABR01, Theorem 9.15]) that for such a u there exists a holomorphic function h on Ω_r and a constant $\beta \in \mathbb{R}$ such that

$$u(z) = \operatorname{Re} h(z) + \beta \log |z|,$$

so we can write $e^{2u(z)}|dz|^2 = |ze^{h(z)/\beta}|^{2\beta}|dz|^2$. Thus, every flat end F is equivalent to one of the form $(\Omega_r, |f(z)|^{2\alpha}|dz|^2)$ with $r \in [0, 1)$, $\alpha \in (0, +\infty)$ for a nowhere vanishing holomorphic function f on Ω_r . We call F *regular* if $r = 0$ and $f(z)$ has a non-essential singularity at $z = 0$. This is clearly a property independent of the choice of the conformal coordinate and invariant under equivalence.

Works of A. Huber [Hub57, Hub67] in much more general settings imply that if a flat end is complete then it is regular:

Lemma B.1. *Let f be a nowhere vanishing holomorphic function on Ω_r and $\alpha > 0$ be a constant. Then the metric $|f(z)|^{2\alpha}|dz|^2$ on Ω_r is complete if and only if $r = 0$ and $f(z)$ has a pole of order at least $1/\alpha$ at $z = 0$.*

While the “if” part is elementary, the “only if” part follows from the following formulation of Huber’s results (see [HT92, §1]), which is a far-reaching generalization of the above classical fact for harmonic functions: Let u be a C^2 -function on Ω_r . If the metric $e^{2u(z)}|dz|^2$ is complete and $\int_{\Omega_r} |\Delta u| < +\infty$ (which means the metric has finite total curvature), then we have $r = 0$ and

$$u(z) = \operatorname{Re} h(z) + \beta \log |z| - \frac{1}{2\pi} \int_{\Omega_0} \log |z - \zeta| \Delta u(\zeta) d\mu(\zeta)$$

for a constant $\beta \leq -1$ and a holomorphic function h on the whole disk $\{|z| \leq 1\}$, where μ denotes the Lebesgue measure. The case $\Delta u = 0$ implies the lemma above.

The next lemma shows that if a flat end is conformally a punctured disk, then finiteness of volume implies regularity. For applications in Section 4.5, we allow f to have zeros in the assumption:

Lemma B.2. *Let f be a holomorphic function on Ω_0 and $\alpha > 0$ be a constant. Then the function $|f(z)|^{2\alpha}$ is L^1 if and only if $f(z)$ has a removable singularity or a pole of order less than $1/\alpha$ at $z = 0$.*

Proof. The statement is elementary to check if $f(z)$ have non-essential singularity at $z = 0$, so we only need to show that if $|f(z)|^{2\alpha}$ is L^1 then the singularity of f at $z = 0$ is not essential. To this end, we work with the coordinate $w = 1/z$, so that the L^1 condition amounts to

$$(B.1) \quad \int_{0 < |z| \leq 1} |f(z)|^{2\alpha} d\mu(z) = \int_{|w| \geq 1} \frac{1}{|w|^4} |f(\frac{1}{w})|^{2\alpha} d\mu(w) < +\infty.$$

We claim that for any non-negative subharmonic function $F(w)$ on $\{|w| \geq 1\}$, if

$$\int_{|w| \geq 1} \frac{1}{|w|} F(w) d\mu(w) < +\infty,$$

then F is bounded. To prove the claim, we consider the harmonic function H_R on the disk $\{|w| < R\}$ whose boundary values coincide with the values of F on $\{|w| = R\}$, for every $R \geq 1$. The Poisson formula gives

$$H_R(w) = \frac{1}{2\pi R} \int_{|\zeta|=R} \frac{R^2 - |w|^2}{|w - \zeta|^2} F(\zeta) |d\zeta| \geq 0.$$

As a consequence, for any $1 \leq r < R$ we have

$$\max_{|w|=r} H_R(w) \leq \frac{R+r}{2\pi R(R-r)} \int_{|\zeta|=R} F(\zeta) |d\zeta|.$$

Integrating this inequality with respect to $R \in [2r, +\infty)$ yields

$$\int_{2r}^{+\infty} \max_{|w|=r} H_R(w) dR \leq \frac{3}{2\pi} \int_{2r}^{\infty} \frac{dR}{R} \int_{|\zeta|=R} F(\zeta) |d\zeta| = \frac{3}{2\pi} \int_{|w| \geq 2r} \frac{F(w)}{|w|} d\mu(w).$$

By assumption, the last integral converges, hence so does the first one. This implies

$$(B.2) \quad \liminf_{R \rightarrow +\infty} \max_{|w|=r} H_R(w) = 0.$$

On the other hand, H_R plus the constant $\max_{|w|=1} F(w)$ majorizes F on the boundary of the annulus $\{1 \leq |w| \leq R\}$, hence also on the whole annulus. It follows that

$$\max_{|w|=r} F(w) \leq \max_{|w|=r} H_R(w) + \max_{|w|=1} F(w).$$

With a fixed $r \geq 1$, this holds for all $R > r$. Therefore, taking Inequality (B.2) into account, we get $\max_{|w|=r} F(w) \leq \max_{|w|=1} F(w)$, hence the claim.

The claim and Condition (B.1) imply that the subharmonic function $F(w) = |w|^{-3} |f(\frac{1}{w})|^{2\alpha} = |z|^3 |f(z)|^{2\alpha}$ is bounded as z runs over Ω_0 . It then follows from the Big Picard Theorem that $z = 0$ is not an essential singularity of f , as required. \square

B.2. Invariants and classification. Let $\mathbb{E}^2 = (\mathbb{C}, |dz|^2)$ be the Euclidean plane and $\text{Isom}(\mathbb{E}^2) = \{z \mapsto az + b \mid |a| = 1, b \in \mathbb{C}\}$ be its orientation preserving isometry group. A flat end F has a developing pair consists of a developing map $\delta : \tilde{F} \rightarrow \mathbb{E}^2$ and a holonomy representation $\rho : \pi_1(F) \rightarrow \text{Isom}(\mathbb{E}^2)$, well defined up to $\text{Isom}(\mathbb{E}^2)$ -conjugacy (see [Gol10]). In particular, let $[\partial F]$ denote the generator of the fundamental group $\pi_1(F) \cong \mathbb{Z}$ carried by the boundary ∂F with the induced orientation, then the conjugacy class of $\rho([\partial F]) \in \text{Isom}(\mathbb{E}^2)$ is an invariant of F under the equivalence relation.

Since every isometry $\sigma \in \text{Isom}(\mathbb{E}^2)$ is determined up to conjugacy by its rotation part $\text{rot}(\sigma) \in \text{SO}(2)$ and translation length $\text{tran}(\sigma) := \min\{|\sigma(z) - z| \mid z \in \mathbb{C}\}$, the invariant above boils down to $\text{rot}(\rho([\partial\Omega]))$ and $\text{tran}(\rho([\partial\Omega]))$. While we refer to the latter as the *holonomy translation* of F and denote it by $t(F)$, the former is actually covered by a finer invariant, the *total boundary curvature* $\theta(F) \in \mathbb{R}$, defined as follows: If the boundary ∂F is of class C^2 , so that the geodesic curvature $\kappa_g : \partial F \rightarrow \mathbb{R}$ with respect to the inward pointing normal is well defined and continuous, we put

$$\theta(F) := \int_{\partial F} \kappa_g.$$

Given a smaller flat end $F_0 \subset F$ with C^2 -boundary such that $F \setminus F_0^\circ$ is compact and homeomorphic to an annulus (here $F_0^\circ := F_0 \setminus \partial F_0$ denotes the interior), applying the Gauss-Bonnet formula to the annulus, we get $\theta(F_0) = \theta(F)$. It follows that $\theta(F)$ is invariant under equivalence and can be defined for flat ends with arbitrary boundary by taking a smaller flat end with C^2 -boundary.

Remark B.3. One can generalize $\theta(F)$ to non-flat ends by defining it as the limit of total boundary curvature for an exhausting sequence of sub-ends. The limit exists at least for ends of the form $(\{0 < |z| \leq 1\}, e^{2u}|z|^{2\beta}|dz|^2)$ considered in [HT92] (where u satisfies some regularity conditions) and equals $2\pi(\beta + 1)$. A proof is implicitly contained in [HT92, Proof of Thm 2.8]).

To have a more concrete grasp of $\theta(F)$, we fix an arc-length preserving identification $\partial F \cong \mathbb{R}/L\mathbb{Z}$ (where $L > 0$ is the length of ∂F), which lifts to an identification $\partial \tilde{F} \cong \mathbb{R}$, and view the above considered developing map δ restricted to $\partial \tilde{F}$ as a parametrized curve $\delta : \mathbb{R} \cong \partial \tilde{F} \rightarrow \mathbb{E}^2$. Then $\theta(F)$ is the signed angle swept out by the tangent vector $\delta'(t) \in T_{\delta(t)}\mathbb{E}^2 \cong \mathbb{C}$ as t runs over the fundamental interval $[0, L]$, where the sign convention makes $\theta(F)$ positive (resp. negative) if F has locally strictly convex (resp. concave) boundary.

The equivariance property of the developing map with respect to the holonomy implies $\delta(t + L) = \rho([\partial F])(\delta(t))$, so the rotation part $\text{rot}(\rho([\partial F]))$ of the holonomy maps $\delta'(0)$ to $\delta'(L)$. As a result, the invariant $\text{rot}(\rho([\partial F]))$ of F is covered by $\theta(F)$ through the relation $\text{rot}(\rho([\partial F])) = e^{\theta(F)i}$. In particular, $\text{rot}(\rho([\partial F]))$ is trivial if and only if $\theta(F)$ is an integer multiple of 2π , and only in this case can the holonomy translation $t(F) = \text{tran}(\rho([\partial \Omega]))$ be nonzero.

In summary, we obtained two invariants of flat ends under equivalence: the total boundary curvature $\theta \in \mathbb{R}$ and the holonomy translation $t \geq 0$, the latter being possibly nonzero only when $\theta \in 2\pi\mathbb{Z}$. Regular flat ends can be classified based on these invariants:

Theorem B.4. *If a flat end is regular, then its total boundary curvature θ and holonomy translation t fulfill the following restrictions:*

- $t = 0$ unless θ is a non-positive integer multiple of 2π ;
- $t \neq 0$ if $\theta = 0$.

Given $\theta \in \mathbb{R}$ and $t \geq 0$ under these restrictions, up to equivalent, there exists a unique regular flat end with total boundary curvature θ and holonomy translation t .

All the (θ, t) 's satisfying the restrictions are in the first column of the following table, while the second column consists of the concrete flat ends constructed in Figures B.1 and B.2, which clearly have the prescribed invariants.

invariants	geometric model	analytic model
$\theta > 0, t = 0$	cone of angle θ	$ z ^{2(\frac{\theta}{2\pi}-1)} dz ^2$
$\theta < 0, t = 0$	funnel of angle $-\theta$	
$\theta = 0, t > 0$	half-cylinder with perimeter t	$\left(\frac{t}{2\pi}\right)^2 \frac{ dz ^2}{ z ^2}$
$\theta = -2\pi l$ ($l \in \mathbb{Z}_+$), $t > 0$	t -grafted funnel of angle $2\pi l$	$\left \frac{1}{z^l} + \frac{t}{2\pi}\right ^2 \frac{ dz ^2}{ z ^2}$

On the other hand, each metric in the third column of the table also defines a regular flat end around $z = 0$ with the prescribed invariants (compare Remark B.3).

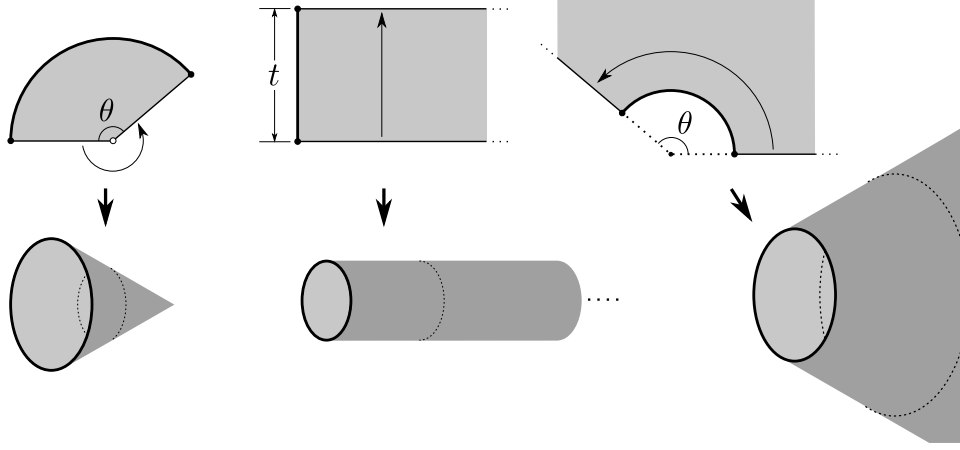


FIGURE B.1. Cone of angle θ , half-cylinder with perimeter t and funnel of angle θ , constructed by gluing together a pair of boundary lines of the flat surfaces indicated at the top, which are regions in \mathbb{E}^2 when $\theta < 2\pi$. A cone or funnel is determined by its perimeter in addition to θ , but the equivalence class only depends on θ .

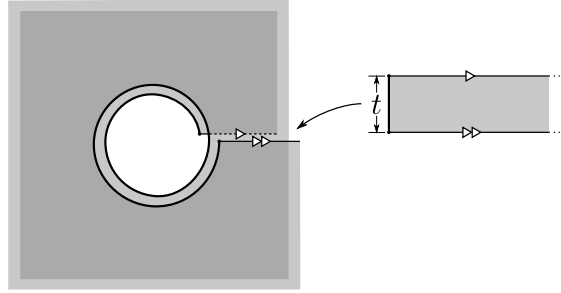


FIGURE B.2. t -grafting of a funnel of angle $2\pi l$ when $l = 2$: On the left is a funnel of angle 4π cut open along a ray. One adds to it a half-band of width t by gluing along boundary rays, so as to obtain a flat end with holonomy translation t .

Indeed, $\{0 < |z| \leq 1\}$ endowed with the first two metrics is exactly isometric to the respective geometric models in the second column, with isometry given by a map of the form $z \mapsto w(z) = \frac{2\pi}{|\theta|} z^{\frac{\theta}{2\pi}}$ and $z \mapsto w(z) = \frac{t}{2\pi i} \log z$ for the first and second metric, respectively. As for the last metric, we fix $0 < \varepsilon < (2\pi/t)^{1/l}$ and check that the universal cover of the flat end $F = \left(\{0 < |z| \leq \varepsilon\}, \left|\frac{1}{z^l} + \frac{t}{2\pi}\right|^2 \frac{|dz|^2}{|z|^2}\right)$ is

$$\tilde{F} := \left(\left\{\zeta \in \mathbb{C} \mid \operatorname{Re}(\zeta) \geq 0\right\}, \left|\frac{1}{\varepsilon^l} e^{l\zeta} + \frac{t}{2\pi}\right|^2 |d\zeta|^2\right) \rightarrow F, \quad \zeta \mapsto z(\zeta) = \varepsilon e^{-\zeta}$$

with deck translation $\zeta \mapsto \zeta + 2\pi i$, while the map

$$\delta : \tilde{F} \rightarrow \mathbb{E}^2 = (\mathbb{C}, |dw|^2), \quad \zeta \mapsto w(\zeta) = \frac{1}{l\varepsilon^l} e^{l\zeta} + \frac{t}{2\pi} \zeta$$

is an isometric immersion, hence a developing map of F . It maps the fundamental interval on $\partial\tilde{F}$ from 0 to $2\pi i$ to a cycloid in \mathbb{E}^2 traced out by a point wrapping around a circle l times and simultaneously shifting upwards by length t . It follows that $\theta(F) = 2\pi l$ and $t(F) = t$.

We prove Theorem B.4 by showing that these analytic models capture all regular flat ends, as the following lemma states:

Lemma B.5. *Let $f(z)$ be a holomorphic function defined on a neighborhood of $z = 0$ and let $\alpha > 0$, $d \in \mathbb{Z}$. Then there exists a conformal local coordinate $w = w(z)$ centered at 0 which brings the flat metric $|z^d f(z)|^{2\alpha} |dz|^2$ on a punctured neighborhood of 0 into the following normal form:*

$$|z^d f(z)|^{2\alpha} |dz|^2 = \begin{cases} |w|^{2\alpha d} |dw|^2 & \text{if } \alpha d \notin \{-1, -2, \dots\}, \\ R|w|^{-2} |dw|^2 \ (R > 0) & \text{if } \alpha d = -1, \\ |w|^{-2} |w^{-l} + A|^2 |dw|^2 \ (A \geq 0) & \text{if } \alpha d = -(l+1) \text{ with } l \in \mathbb{Z}_+. \end{cases}$$

The proof is adapted from [Str84, §6], where a similar normal form for meromorphic quadratic differentials (see Section 5.1) is established.

Proof. Choose a sufficiently small disk $D = \{|z| < \varepsilon\}$ where we pick a single-valued branch of $\log f(z)$ so as to define $f(z)^\alpha$. We then get a convergent power series

$$f(z)^\alpha = a_0 + a_1 z + a_2 z^2 + \dots, \quad a_0 \neq 0.$$

Case 1. If $\alpha d \notin \{-1, -2, \dots\}$, we define a holomorphic function $g(z)$ on D with $g(0) \neq 0$ by the convergent power series

$$g(z) := \frac{a_0}{\alpha d + 1} + \frac{a_1 z}{\alpha d + 2} + \frac{a_2 z^2}{\alpha d + 3} + \dots.$$

Choose a sufficiently small sub-disk $D' = \{|z| < \varepsilon'\} \subset D$ where we pick a single-valued branch of $\log g(z)$ and set $w(z) := z g(z)^{\frac{1}{\alpha d + 1}}$. Then w is a conformal local coordinate centered at 0. Viewing $z^{\alpha d}$ and $w(z)^{\alpha d}$ as functions on the universal cover of $D' \setminus \{0\}$, we can write

$$w(z)^{\alpha d + 1} = z^{\alpha d + 1} g(z) = \frac{a_0 z^{\alpha d + 1}}{\alpha d + 1} + \frac{a_1 z^{\alpha d + 2}}{\alpha d + 2} + \frac{a_2 z^{\alpha d + 3}}{\alpha d + 3} + \dots.$$

Note that the derivative of the last series is $z^{\alpha d} f(z)$. It follows that $(w(z)^{\alpha d + 1})' = (\alpha d + 1)w(z)^{\alpha d} w'(z) = z^{\alpha d} f(z)^\alpha$, whence

$$|\alpha d + 1| |w|^{\alpha d} |dw| = |\alpha d + 1| |w(z)|^{\alpha d} |w'(z)| |dz| = |z|^{\alpha d} |f(z)|^\alpha |dz|.$$

Therefore, we obtain the required coordinate after scaling w by a constant.

Case 2. If $\alpha d = -1$, we set

$$w(z) := z \exp \left(\frac{a_1}{a_0} z + \frac{a_2}{2a_0} z^2 + \frac{a_3}{3a_0} z^3 + \dots \right),$$

so that w is a conformal local coordinate around 0 satisfying $a_0 w(z)^{-1} w'(z) = (a_0 \log w(z))' = z^{-1} f(z)^\alpha$. We have $|z|^{-1} |f(z)|^\alpha |dz| = |a_0| |w|^{-1} |dw|$, as required.

Case 3. If $\alpha d = -(l+1)$ with $l \in \mathbb{Z}_+$, then

$$\frac{f(z)^\alpha}{z^{l+1}} = \frac{a_0}{z^{l+1}} + \dots + \frac{a_l}{z} + a_{l+1} + a_{l+2} z + \dots$$

is a holomorphic function on $D \setminus \{0\}$ with primitive

$$a_l \log z + \frac{1}{z^l} (b_0 + b_1 z + b_2 z^2 + \cdots) =: a_l \log z + \frac{1}{z^l} \eta(z)$$

defined on the universal cover of $D \setminus \{0\}$, where $b_l = 0$ and $b_n = a_n/(n-l)$ for $n \neq l$. By the Implicit Function Theorem, there is a holomorphic function $h(z)$ on a neighborhood of $z = 0$ such that

$$a_l z^l h(z) + e^{-lh(z)} = \eta(z),$$

so that $w(z) := ze^{h(z)}$ satisfies $a_l \log w + \frac{1}{w^l} = a_l \log z + \frac{1}{z^l} \eta(z)$. Taking derivatives, we obtain

$$\left(\frac{a_l}{w(z)} - \frac{l}{w(z)^{l+1}} \right) w'(z) = \left(a_l \log z + \frac{1}{z^l} \eta(z) \right)' = \frac{f(z)^\alpha}{z^{l+1}},$$

and hence

$$\left| \frac{l}{w^l} - a_l \right| \frac{|dw|}{|w|} = \left| \frac{a_l}{w(z)} - \frac{l}{w(z)^{l+1}} \right| |w'(z)| |dz| = \frac{|f(z)|^\alpha}{|z|^{l+1}} |dz| = |z^d f(z)|^\alpha |dz|.$$

Therefore, we obtain the required coordinate after multiplying w by $(-l)^{-1/l}$. \square

Proof of Theorem B.4. For different values of (θ, t) satisfying the restrictions, the corresponding metrics in the third column of the above table give regular flat ends not equivalent to each other. By Lemma B.5, every regular flat end is equivalent to a unique one among them, hence the theorem. \square

REFERENCES

- [ABR01] Sheldon Axler, Paul Bourdon, and Wade Ramey, *Harmonic function theory*, second ed., Graduate Texts in Mathematics, vol. 137, Springer-Verlag, New York, 2001. MR 1805196
- [BH13] Yves Benoist and Dominique Hulin, *Cubic differentials and finite volume convex projective surfaces*, *Geom. Topol.* **17** (2013), no. 1, 595–620. MR 3039771
- [BH14] ———, *Cubic differentials and hyperbolic convex sets*, *J. Differential Geom.* **98** (2014), no. 1, 1–19. MR 3238310
- [CY75] S. Y. Cheng and S. T. Yau, *Differential equations on Riemannian manifolds and their geometric applications*, *Comm. Pure Appl. Math.* **28** (1975), no. 3, 333–354. MR 0385749
- [CY77] Shiu Yuen Cheng and Shing Tung Yau, *On the regularity of the Monge-Ampère equation $\det(\partial^2 u / \partial x_i \partial x_j) = F(x, u)$* , *Comm. Pure Appl. Math.* **30** (1977), no. 1, 41–68. MR 0437805 (55 #10727)
- [DW15] David Dumas and Michael Wolf, *Polynomial cubic differentials and convex polygons in the projective plane*, *Geom. Funct. Anal.* **25** (2015), no. 6, 1734–1798. MR 3432157
- [Eva98] Lawrence C. Evans, *Partial differential equations*, Graduate Studies in Mathematics, vol. 19, American Mathematical Society, Providence, RI, 1998. MR 1625845
- [FG06] Vladimir Fock and Alexander Goncharov, *Moduli spaces of local systems and higher Teichmüller theory*, *Publ. Math. Inst. Hautes Études Sci.* (2006), no. 103, 1–211.
- [FG07] V. V. Fock and A. B. Goncharov, *Moduli spaces of convex projective structures on surfaces*, *Adv. Math.* **208** (2007), no. 1, 249–273. MR 2304317
- [Gol90] William M. Goldman, *Convex real projective structures on compact surfaces*, *J. Differential Geom.* **31** (1990), no. 3, 791–845. MR 1053346 (91b:57001)
- [Gol10] ———, *Locally homogeneous geometric manifolds*, *Proceedings of the International Congress of Mathematicians. Volume II*, Hindustan Book Agency, New Delhi, 2010, pp. 717–744. MR 2827816
- [GT01] David Gilbarg and Neil S. Trudinger, *Elliptic partial differential equations of second order*, *Classics in Mathematics*, Springer-Verlag, Berlin, 2001, Reprint of the 1998 edition. MR 1814364
- [HT92] D. Hulin and M. Troyanov, *Prescribing curvature on open surfaces*, *Math. Ann.* **293** (1992), no. 2, 277–315. MR 1166122

- [Hub57] Alfred Huber, *On subharmonic functions and differential geometry in the large*, Comment. Math. Helv. **32** (1957), 13–72. MR 0094452 (20 #970)
- [Hub67] ———, *Vollständige konforme Metriken und isolierte Singularitäten subharmonischer Funktionen*, Comment. Math. Helv. **41** (1966/1967), 105–136. MR 0224036 (36 #7083)
- [Jos13] Jürgen Jost, *Partial differential equations*, third ed., Graduate Texts in Mathematics, vol. 214, Springer, New York, 2013. MR 3012036
- [Lab07] François Labourie, *Flat projective structures on surfaces and cubic holomorphic differentials*, Pure Appl. Math. Q. **3** (2007), no. 4, part 1, 1057–1099. MR 2402597 (2009c:53046)
- [Lab17] François Labourie, *Cyclic surfaces and Hitchin components in rank 2*, Ann. of Math. (2) **185** (2017), no. 1, 1–58. MR 3583351
- [Li90] An Min Li, *Calabi conjecture on hyperbolic affine hyperspheres*, Math. Z. **203** (1990), no. 3, 483–491. MR 1038713
- [Li92] ———, *Calabi conjecture on hyperbolic affine hyperspheres. II*, Math. Ann. **293** (1992), no. 3, 485–493. MR 1170522
- [Li17] Q. Li, *On the uniqueness of vortex equations and its geometric applications*, ArXiv e-prints (2017).
- [Lof01] John C. Loftin, *Affine spheres and convex \mathbb{RP}^n -manifolds*, Amer. J. Math. **123** (2001), no. 2, 255–274. MR 1828223 (2002c:53018)
- [Lof04] ———, *The compactification of the moduli space of convex \mathbb{RP}^2 surfaces. I*, J. Differential Geom. **68** (2004), no. 2, 223–276. MR 2144248 (2006i:32014)
- [Lof10] John Loftin, *Survey on affine spheres*, Handbook of geometric analysis, No. 2, Adv. Lect. Math. (ALM), vol. 13, Int. Press, Somerville, MA, 2010, pp. 161–191. MR 2743442
- [Lof15] J. Loftin, *Convex \mathbb{RP}^2 Structures and Cubic Differentials under Neck Separation*, ArXiv e-prints (2015).
- [Mar12] Ludovic Marquis, *Surface projective convexe de volume fini*, Ann. Inst. Fourier (Grenoble) **62** (2012), no. 1, 325–392. MR 2986273
- [Nie15] X. Nie, *Meromorphic cubic differentials and convex projective structures*, ArXiv e-prints (2015).
- [NS94] Katsumi Nomizu and Takeshi Sasaki, *Affine differential geometry*, Cambridge Tracts in Mathematics, vol. 111, Cambridge University Press, Cambridge, 1994, Geometry of affine immersions. MR 1311248 (96e:53014)
- [Ric63] Ian Richards, *On the classification of noncompact surfaces*, Trans. Amer. Math. Soc. **106** (1963), 259–269. MR 0143186
- [Str84] Kurt Strebel, *Quadratic differentials*, Ergebnisse der Mathematik und ihrer Grenzgebiete (3) [Results in Mathematics and Related Areas (3)], vol. 5, Springer-Verlag, Berlin, 1984. MR 743423 (86a:30072)
- [Tau11] Clifford Henry Taubes, *Differential geometry*, Oxford Graduate Texts in Mathematics, vol. 23, Oxford University Press, Oxford, 2011, Bundles, connections, metrics and curvature. MR 3135161
- [WA94] Tom Yau-Heng Wan and Thomas Kwok-Keung Au, *Parabolic constant mean curvature spacelike surfaces*, Proc. Amer. Math. Soc. **120** (1994), no. 2, 559–564. MR 1169052
- [Wan92] Tom Yau-Heng Wan, *Constant mean curvature surface, harmonic maps, and universal Teichmüller space*, J. Differential Geom. **35** (1992), no. 3, 643–657. MR 1163452
- [Yau73] S. T. Yau, *Remarks on conformal transformations*, J. Differential Geometry **8** (1973), 369–381. MR 0339007
- [Zor06] Anton Zorich, *Flat surfaces*, Frontiers in number theory, physics, and geometry. I, Springer, Berlin, 2006, pp. 437–583. MR 2261104

SCHOOL OF MATHEMATICS, KIAS 85 HOEGIRO, DONGDAEMUN-GU, SEOUL 02455, REPUBLIC OF KOREA
 E-mail address: xinnie@mail.kias.re.kr