

LATTICE STICK NUMBER OF SPATIAL GRAPHS

HYUNGKEE YOO, CHAERYN LEE, AND SEUNGSANG OH

ABSTRACT. The lattice stick number of knots is defined to be the minimal number of straight sticks in the cubic lattice required to construct a lattice stick presentation of the knot. We similarly define the lattice stick number $s_L(G)$ of spatial graphs G with vertices of degree at most six (necessary for embedding into the cubic lattice), and present an upper bound in terms of the crossing number $c(G)$

$$s_L(G) \leq 3c(G) + 6e - 4v - 2s + 3b + k,$$

where G has e edges, v vertices, s cut-components, b bouquet cut-components, and k knot components.

1. INTRODUCTION

All definitions and statements throughout this paper will concern the piecewise linear category. A graph consists of vertices connected by edges allowing loops and multiple edges. A spatial graph is an embedding of a graph into \mathbb{R}^3 . Two spatial graphs are considered the same if there exists an ambient isotopy taking one to the other.

An interesting question involving spatial graphs may ask how we can make a given spatial graph out of straight sticks. A stick presentation of a spatial graph consists of straight sticks glued together end to end. The minimal number of sticks necessary to construct a stick presentation of a spatial graph G is defined as the *stick number* $s(G)$ of G . Specially, we may choose to use sticks in the cubic lattice \mathbb{Z}^3 . A spatial graph embedded into \mathbb{Z}^3 is called its lattice stick presentation. The length of each stick is a positive integer. The *lattice stick number* $s_L(G)$ of G is the minimal number of sticks necessary to construct a lattice stick presentation of G . See Figure 1 for an example of a stick and lattice stick presentation of the θ -curve 3_1 .

Much research has been made on the stick number and lattice stick number of knots and links. As for the stick number of knots, Randell [17] proved that $s(3_1) = 6$, $s(4_1) = 7$, $s(K) = 8$ for all prime knots with five or six crossings and $s(K) \geq 8$ for other nontrivial knots K . The stick number of a (p, q) -torus knot with $p < q < 2p$ was shown to be $2q$ by Jin [12]. Adams et al. [1] independently found the stick number of all $(n, n+1)$ -torus knots and their compositions. Negami [16] found bounds on the stick number for nontrivial knots K with respect to the crossing number $c(K)$

Key words and phrases. graph, lattice stick number, upper bound.

Mathematics Subject Classification 2010: 57M25, 57M27.

The corresponding author (Seungsang Oh) was supported by the National Research Foundation of Korea(NRF) grant funded by the Korea government(MSIP) (No. NRF-2017R1A2B2007216).

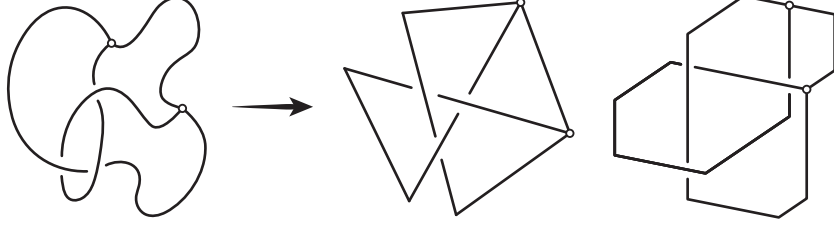


FIGURE 1. Stick and lattice stick presentation

which is $\frac{5+\sqrt{25+8(c(K)-2)}}{2} \leq s(K) \leq 2c(K)$. The upper bound was improved by Huh and Oh [10] to $s(K) \leq \frac{3}{2}c(K) + \frac{3}{2}$. McCabe [15] proved that $s(K) \leq c(K) + 3$ for a 2-bridge knot or link K except the unlink and the Hopf link. Huh, No and Oh [7] reduced this bound by 1 for a 2-bridge knot or link K with $c(K) \geq 6$. The lower bound was improved by Calvo [3] to $\frac{7+\sqrt{1+8c(K)}}{2} \leq s(K)$.

There are also various results concerning the lattice stick number of knots and links. It was proved by Diao [4] that $s_L(3_1) = 12$. Huh and Oh [8, 9] showed that $s_L(4_1) = 14$ and that all other nontrivial knots have lattice stick number at least 15. Adams et al. [1] found that $s_L(T_{p,p+1}) = 6p$ for $p \geq 2$ where $T_{p,p+1}$ is a $(p, p+1)$ -torus knot. All links with more than one component with lattice stick number at most 14 were found by Hong, No and Oh [6]. Janse Van Rensburg and Promislow [11] proved that $s_L(K) \geq 12$ for nontrivial knots K . Adams et al. [1] found an upper bound $s_L(K) \leq 6c(K) - 4$. An improved upper bound $s_L(K) \leq 3c(K) + 2$ was found by Hong, No and Oh [5] using the arc presentation of K .

We extend the study of the stick number and lattice stick number of knots to spatial graphs. Lee, No and Oh [14] found an upper bound of the stick number of spatial graphs G which is $s(G) \leq \frac{3}{2}c(G) + 2e - \frac{v}{2} + \frac{3b}{2}$ where e , v and b are the number of edges, vertices and bouquet cut-components, respectively. The notion of bouquet cut-components will be explained just before the main theorem.

In this paper, we find an upper bound of the lattice stick number of spatial graphs. We only consider spatial graphs which have vertices of degree at most six, due to the structure of the cubic lattice \mathbb{Z}^3 . Following convention, we assume that a spatial graph G does not have vertices of degree one or two, except when it has a disjoint circle component, called a *knot component*. We say that a knot component consists of a vertex and an edge.

We consider two types of 2-spheres that separate G into two parts. Such a 2-sphere is called a *splitting-sphere* if it does not meet G , and a *cut-sphere* if it intersects G in a single vertex, which is called a *cut-vertex*. We maximally decompose G into *cut-components* by cutting G along a maximal set \mathcal{S} of splitting-spheres and cut-spheres where any two spheres are either disjoint or intersect each other in a cut-vertex. A cut-component of G is called a *bouquet cut-component* if it consists of one vertex and loops. See Figure 2. Let $d(x)$ denote the degree of a vertex x of G .

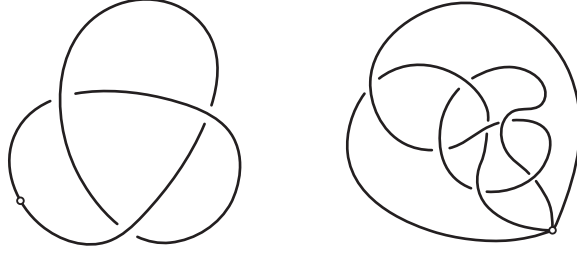


FIGURE 2. Knot component and bouquet cut-component

Theorem 1. *Let G be a spatial graph with $3 \leq d(x) \leq 6$ for each vertex x , only allowing $d(x) = 2$ for the unique vertex of each knot component. If G has e edges, v vertices, s cut-components, b bouquet cut-components and k knot components, then*

$$s_L(G) \leq 3c(G) + 6e - 4v - 2s + 3b + k.$$

It is noteworthy that for a knot K this result implies $s_L(K) \leq 3c(K) + 4$ which is close to the known upper bound $s_L(K) \leq 3c(K) + 2$ in [5].

2. ARC INDEX OF SPATIAL GRAPHS

There is an open book decomposition of \mathbb{R}^3 that has open half-planes as pages and the standard z -axis as the binding axis. We embed a spatial graph G into an open book with finitely many pages so that it meets each page in exactly one simple arc with two different end-points on the binding axis. Therefore the binding axis contains all vertices of G and finitely many points from the interiors of the edges of G and each edge of G may pass from one page to another across the binding axis. The realization of an arc presentation of this type for a spatial graph is introduced in [13]. An arc presentation of the θ -curve 3_1 with six pages is depicted in Figure 3. The *arc index* $\alpha(G)$ is defined to be the minimal number of pages among all possible arc presentations of G .

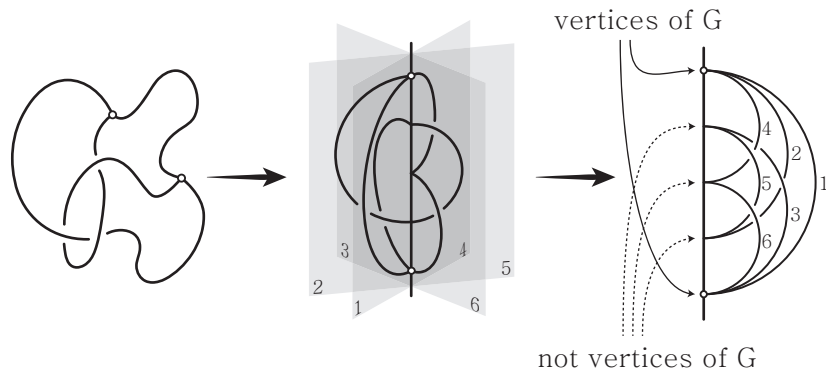


FIGURE 3. Arc presentation

In an arc presentation of G , we turn the pages so that they are all positioned to the right of the binding axis and assign natural numbers

$1, 2, \dots, \alpha(G)$ to all arcs from back to front which are called the page numbers. The points of G on the binding axis are called the binding points.

Lemma 2. *Suppose that G has v vertices and e edges. If β is the number of binding points of an arc presentation of G with $\alpha(G)$ arcs then*

$$\beta = \alpha(G) + v - e.$$

Proof. Given an arc presentation of G with $\alpha(G)$ arcs, let us count the number of endpoints of all the arcs. Note that each of the $\beta - v$ binding points which does not correspond to vertices of G has degree 2.

$$2\alpha(G) = 2(\beta - v) + \sum_{x \in V} d(x),$$

where V is the set of vertices of G . Since $\sum_{x \in V} d(x) = 2e$, we have the desired equality. \square

Bae and Park [2] found an upper bound on the arc index of a nontrivial knot in terms of the crossing number. Lee, No and Oh generalized the argument used in Bae and Park's paper to find an upper bound on the arc index of a spatial graph as follows. This bound is crucial in the last part of the proof of the main theorem.

Theorem 3. (Lee-No-Oh [13]) *Let G be any spatial graph with e edges and b bouquet cut-components. Then*

$$\alpha(G) \leq c(G) + e + b.$$

3. LATTICE PRESENTATION

In this section we prove Theorem 1. Let $G = (V, E)$ be a spatial graph with $3 \leq d(x) \leq 6$ for each vertex x , only allowing $d(x) = 2$ for vertices of knot components. Recall that each knot component consists of a vertex and an edge. Suppose that G has e edges, v vertices, s cut-components, b bouquet cut-components and k knot components. Let $G = G_1 \cup G_2 \cup \dots \cup G_s$ be the cut-component decomposition of G . Note that $\alpha(G) = \sum \alpha(G_k)$ as mentioned in [13, Claim 2].

We may assume that G is non-splittable, hence no 2-sphere decomposing G is a splitting-sphere. First we focus on each cut-component.

3.1. Lattice presentation of a cut-component.

A stick in the cubic lattice \mathbb{Z}^3 parallel to the x -axis is called an x -stick. Each yz -plane on which the ends of an x -stick are placed is called an x -level. Sticks and levels corresponding to the y - and z -coordinates are defined analogously.

Given an arc presentation of a spatial graph, we move the binding axis to the line $y = x$ on the xy -plane and replace each arc with two connected sticks, one x -stick and one y -stick situated properly below the line $y = x$. For a better view we slightly perturb some sticks if they overlap. The result is called a *lattice arc diagram* of the spatial graph on the plane. See Figure 4.

We first construct a lattice presentation L_k of a cut-component G_k of G in \mathbb{Z}^3 . Let D_k be a lattice arc diagram of G_k in the xy -plane with $\alpha(G_k)$ arcs consisting of $\alpha(G_k)$ x -sticks and $\alpha(G_k)$ y -sticks. To begin, place all arcs of

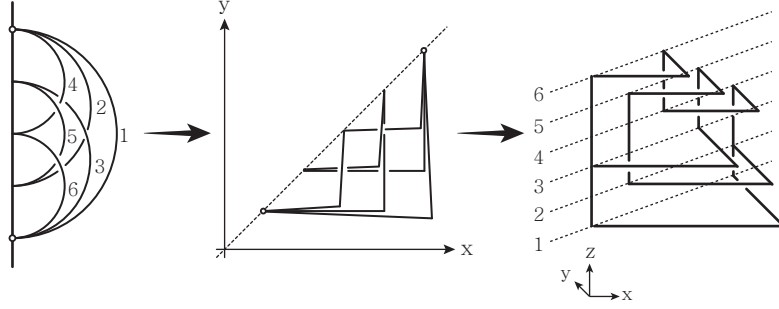


FIGURE 4. Lattice arc diagram and lattice presentation

D_k on z -levels in the order of their page numbers starting from the bottom. For each set of arcs that share a common binding point, connect the arcs by adding successive z -sticks between the lowest and the highest z -levels.

We specially distinguish some classes of cut-components. A cut-component of G is called an *arc cut-component* if it consists of one edge with two distinct end points and a θ_n *cut-component* if it consists of two vertices and n edges connecting them for $n \geq 2$. A θ_n cut-component is called trivial if it can lie on a plane.

We are always able to remove two more sticks from L_k as follows. Consider the first binding point b_1 of D_k where only x -sticks are attached. Focus on the x - and z -sticks of L_k on the xz -plane associated to b_1 . One can slide the z -sticks in the positive x -axis direction on this plane until the shortest x -stick disappears as illustrated in Figure 5. This means that we can reduce the number of x -sticks by one. Similarly we repeat this replacement on the last binding point of D_k as well to delete one y -stick. Note that if G_k is a trivial θ_n cut-component we can delete n x -sticks even though we slide on the xz -plane corresponding to binding point b_1 only; if G_k is an arc cut-component, we discuss the matter separately in Section 3.4.

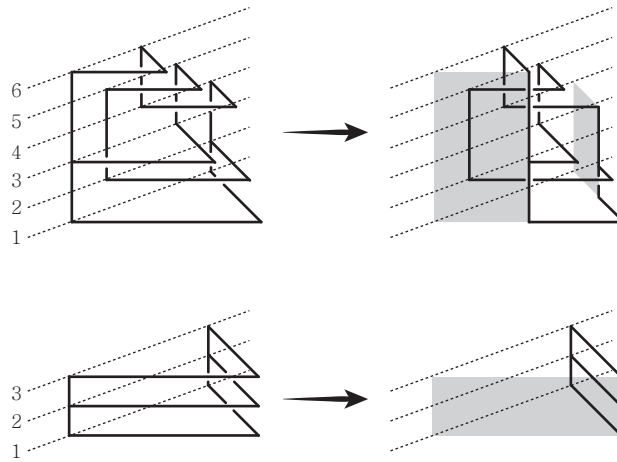


FIGURE 5. Side-sliding

This replacement is called *side-sliding* and the resulting L_k is our desired lattice presentation associated to G_k . The reader must be aware that this lattice presentation L_k is not exactly an embedding of G_k because each vertex of G_k with degree larger than 3 is replaced with several vertices with degree 3 and connecting edges which are z -sticks. We will adjust this problem in Section 3.3 by vertex-merging.

3.2. Combining all cut-components.

Now we combine all lattice presentations associated to cut-components into one. Even though there is a unique cut-component decomposition, sets of decomposing cut-spheres are not unique. Choose a set \mathcal{S} of decomposing cut-spheres so that given any two cut-spheres sharing a cut-vertex, one must be contained in the ball bounded by the other.

Since all cut-spheres in \mathcal{S} are partially nested, we construct a tree structure whose vertices are the cut-components G_i 's and whose edges correspond to the related cut-spheres as in Figure 6. Re-order the indices of the G_i 's so that G_1 , as the root of the tree, indicates the cut-component lying in the unbounded region and the remaining follow the partial order of the tree structure.

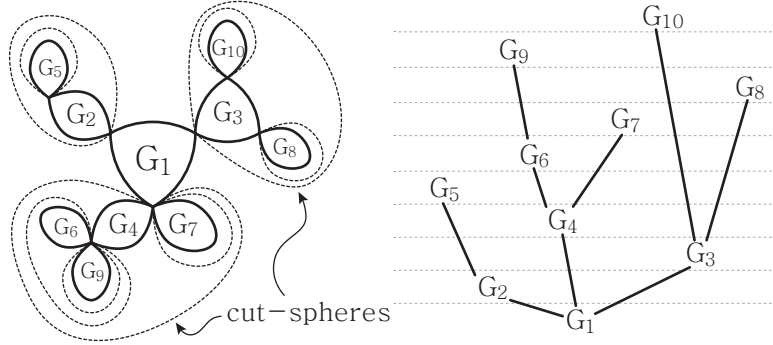


FIGURE 6. Tree structure on the set of cut-components

For each G_i , its adjacent cut-components G_j in the tree structure are called *branch cut-components* of G_i for $j > i$, and *stem cut-component* otherwise as in Figure 7. Each cut-component except G_1 has a unique stem cut-component. Furthermore, if two cut-components share a stem cut-component, they cannot share a cut-vertex since cut-spheres meeting at a cut-vertex are totally nested.

Now we stack up all the constructed lattice presentations L_k 's in inductive order with respect to the indices as follows. First we put L_1 on the lowest floor. After stacking L_k 's for $k < j$, we connect L_j to its unique stem cut-component L_i ($i < j$). There is a set of successive z -sticks of L_i related to the cut-vertex of G where G_i and G_j meet. Let \bar{p}_i be the topmost point of the union of these z -sticks. Similarly let \underline{p}_j be the bottommost point of the union of the successive z -sticks of L_j related to the same cut-vertex. We take an infinite cylinder for L_j whose core axis runs through \bar{p}_i and is parallel to the z -axis. Assume that the radius of the cylinder is sufficiently small. Fit L_j into the cylinder so that \underline{p}_j lies on the core of the cylinder and

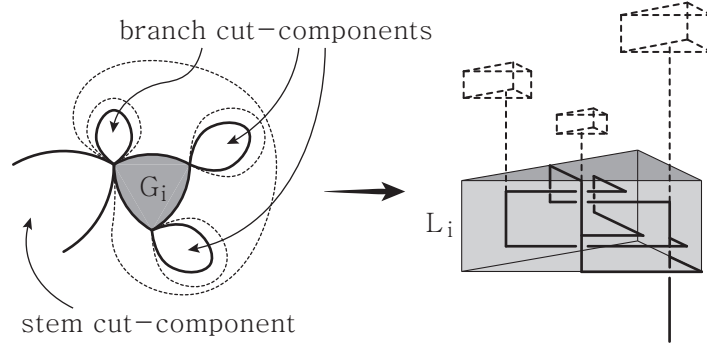


FIGURE 7. Branch and stem cut-component

L_j is positioned above L_{j-1} . Connect the two points \bar{p}_i and \underline{p}_j by a z -stick as in Figure 8. Let L be the lattice presentation obtained by combining all the L_k 's. It is noteworthy that the word “sufficiently small” requires the set of constructed cylinders to be partially nested as in the tree structure.

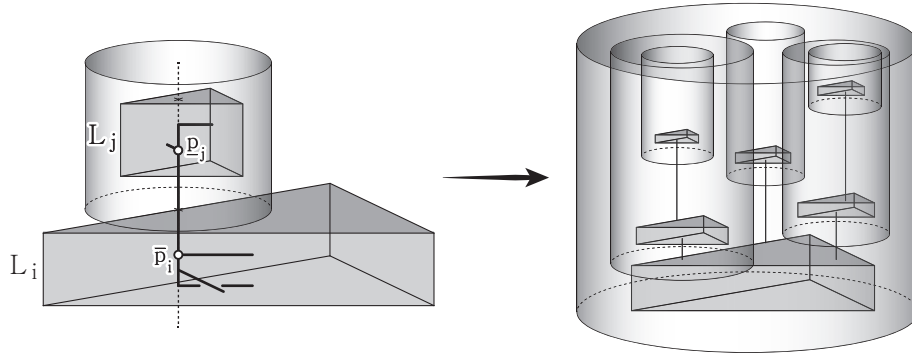


FIGURE 8. Combining cut-components

3.3. Vertex-merging.

In this subsection we adjust this lattice presentation L to be an embedding of G . We only need to consider the arcs that are related to the vertices of G with degree larger than 3.

Let x be a vertex of G with degree d where $4 \leq d \leq 6$. In the previous construction of L , vertex x is replaced by $d-2$ vertices with degree 3 as in the left picture depicted in Figure 9. There are $d-1$ successive z -sticks and d x - or y -sticks corresponding to x . Assign e_i , $i = 1, \dots, d$, to these x - or y -sticks from bottom to top, and z_i to the endpoint of e_i corresponding to x . In particular, z_2 is called the pivot vertex and will eventually indicate the vertex x .

We start by fixing the sticks e_1 , e_2 and e_d . Now we merge the vertex z_3 to the pivot vertex z_2 by sliding a small segment of e_3 near z_3 along the z -stick z' connecting z_2 and z_3 as in Figure 10. More precisely, we move this small segment of e_3 straight down along the shaded region until it meets z_2 and add a z -stick parallel to z' connecting the broken endpoints.

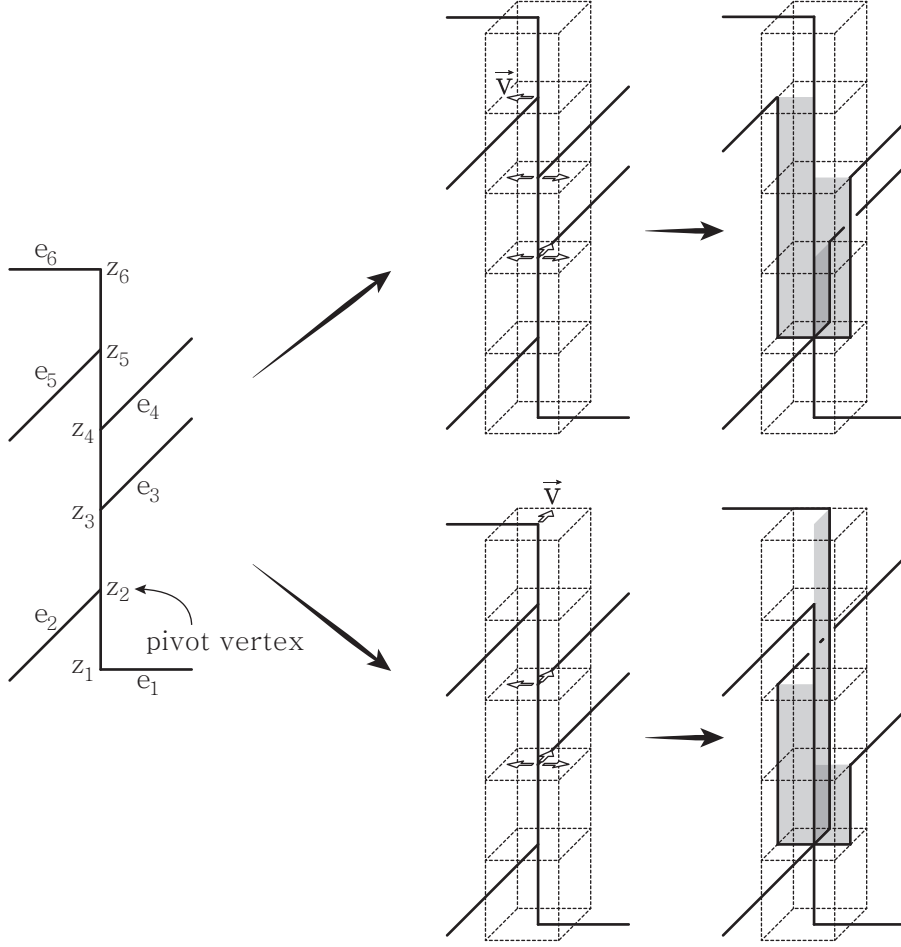


FIGURE 9. Vertex-merging

There are still other ways to merge z_3 to z_2 ; we slightly translate e_3 in one direction perpendicular to e_3 on the xy -plane. Similarly, add a small x - or y -stick and a z -stick parallel to z' connecting z_2 and the endpoint of e_3 near z_3 . Obviously the stick attached to the other endpoint of e_3 should be shrunk or extended slightly to be connected to e_3 .

This procedure is called *vertex-merging*. During vertex-merging, vertex z_3 with degree 3 disappears, pivot vertex z_2 becomes a vertex with degree 4 and the number of sticks increases by 1. It is worth noting that there are at least two ways of applying vertex-merging to z_3 without newly merged e_3 colliding with e_2 .

If $d \geq 5$, we similarly repeat vertex-merging on z_4 since there is still at least one way of applying vertex-merging to z_4 avoiding e_2 and the direction occupied by newly merged e_3 near z_2 .

For $d = 6$, there is a unique direction \vec{v} which is not occupied by e_2 , newly merged e_3 nor e_4 . If the direction of e_5 is not opposite to \vec{v} , then we perform vertex-merging on z_5 in the direction \vec{v} as in the upper right picture in Figure 9. Otherwise, we fix e_5 and instead perform vertex-merging on z_6 in the direction \vec{v} as in the lower right picture.

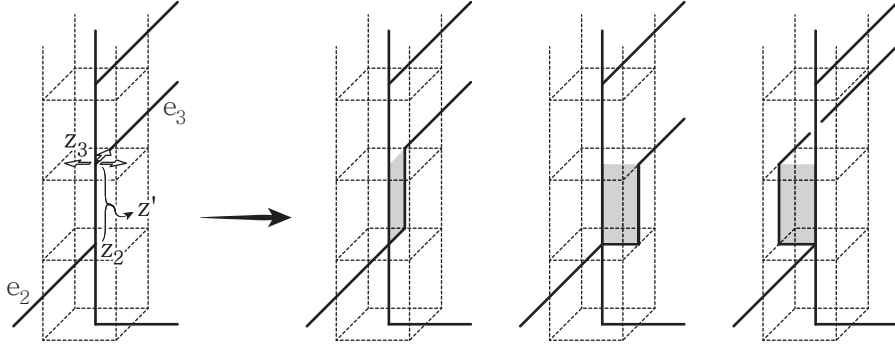


FIGURE 10. Several ways of vertex-merging

Finally, the vertices z_3, \dots, z_{d-1} with degree 3 are removed and the pivot vertex z_2 becomes a vertex with degree d to represent x of G . We repeat this procedure for all vertices of G with degree larger than 3. The resulting lattice presentation is now ambient isotopic to G .

We can always scale this presentation to fit into \mathbb{Z}^3 since there are only finitely many sticks which are parallel to x -, y - and z -axes.

3.4. Reducing the number of sticks for arc cut-components.

In Section 3.1, two sticks are removed from each cut-component by side-sliding except from arc cut-components. We now remove at least two sticks from each arc cut-component as well.

Let G_k be an arc cut-component. It has a unique stem cut-component G_i and a unique branch cut-component G_j . Even after vertex-merging, we can take a cut-sphere S separating G_j from G_k which intersects one endpoint p of G_k . We uniformly scale the ball bounded by S small enough while fixing p . This ball contains G_j and all the branch cut-components of G_j . We simply straighten the arc G_k without touching the rest of G as in Figure 11. Obviously at least two sticks which are one x -stick and one y -stick in the lattice presentation of G_k are removed.

We again scale this presentation to fit into \mathbb{Z}^3 .

3.5. Calculation.

We now count the number of sticks necessary to construct the resulting lattice presentation L of G . Since one pair of x - and y -sticks comes from each arc of the lattice arc diagram, L initially had $\alpha(G)$ x -sticks and $\alpha(G)$ y -sticks. As the result of side-sliding on each cut-component, we may reduce two more x - or y -sticks. For each of the β ($= \alpha(G) + v - e$ by Lemma 2) binding points, we need at least one z -stick. For each vertex x with $d(x)=3$, one additional z -stick is necessary, and for each vertex x with $d(x) \geq 4$, we additionally need $d(x)-2$ z -sticks and $d(x)-3$ x -sticks or y -sticks as the

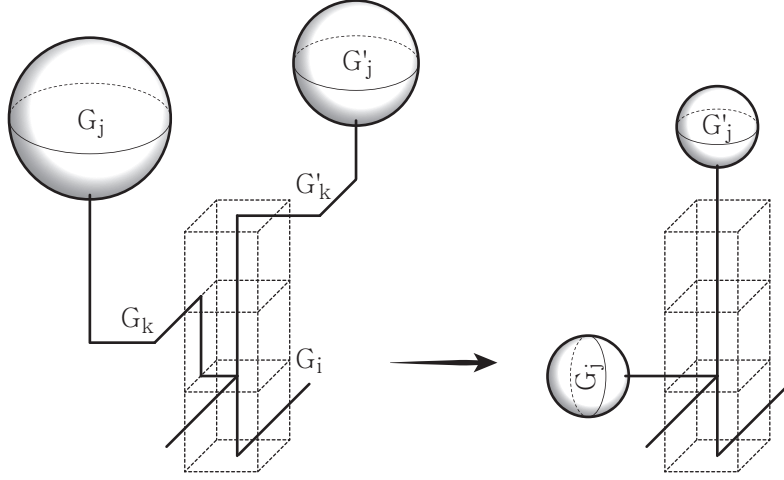


FIGURE 11. Reducing the number of sticks for arc cut-components

result of vertex-merging. In summary, the number of sticks of L is

$$\begin{aligned}
 & 2\alpha(G) - 2s + (\alpha(G) - e + v) + \sum_{d(x)=3} 1 + \sum_{d(x) \geq 4} (2d(x) - 5) \\
 &= 3\alpha(G) - e + v - 2s + \sum_{x \in V} (2d(x) - 5) + \sum_{d(x)=2} 1 \\
 &= 3\alpha(G) - e + v - 2s + 2(2e) - 5v + k \\
 &= 3\alpha(G) + 3e - 4v - 2s + k.
 \end{aligned}$$

Finally, we get

$$\begin{aligned}
 s_L(G) &\leq 3\alpha(G) + 3e - 4v - 2s + k \\
 &\leq 3c(G) + 6e - 4v - 2s + 3b + k,
 \end{aligned}$$

by applying Theorem 3. This completes the proof of Theorem 1.

REFERENCES

- [1] C. Adams, M. Chu, T. Crawford, S. Jensen, K. Siegel and L. Zhang, *Stick index of knots and links in the cubic lattice*, J. Knot Theory Ramifications **21** (2012) 1250041.
- [2] Y. Bae and C. Y. Park, *An upper bound of arc index of links*, Math. Proc. Cambridge Philos. Soc. **129** (2000) 491–500.
- [3] J. Calvo, *Characterizing polygons in \mathbb{R}^3* , Contemp. Math. **304** (2002) 37–53.
- [4] Y. Diao, *Minimal knotted polygons on the cubic lattice*, J. Knot Theory Ramifications **2** (1993) 413–425.
- [5] K. Hong, S. No and S. Oh, *Upper bound on lattice stick number of knots*, Math. Proc. Cambridge Philos. Soc. **155** (2013) 173–179.
- [6] K. Hong, S. No and S. Oh, *Links with small lattice stick numbers*, J. Phys. A: Math. Theor. **47** (2014) 155202.
- [7] Y. Huh, S. No and S. Oh, *Stick numbers of 2-bridge knots and links*, Proc. Amer. Math. Soc. **139** (2011) 4143–4152.
- [8] Y. Huh and S. Oh, *Lattice stick numbers of small knots*, J. Knot Theory Ramifications **14** (2005) 859–867.
- [9] Y. Huh and S. Oh, *Knots with small lattice stick numbers*, J. Phys. A: Math. Theor. **43** (2010) 265002(8pp).

- [10] Y. Huh and S. Oh, *An upper bound on stick number of knots*, J. Knot Theory Ramifications **20** (2011) 741–747.
- [11] E. Janse Van Rensburg and S. Promislow *The curvature of lattice knots*, J. Knot Theory Ramifications **8** (1999) 463–490.
- [12] G. T. Jin, *Polygonal indices and superbridges indices of torus knots and links*, J. Knot Theory Ramifications **6** (1997) 281–289.
- [13] M. Lee, S. No and S. Oh, *Arc index of spatial graphs*, preprint (2017), arXiv:1711.08116.
- [14] M. Lee, S. No and S. Oh, *Stick number of spatial graphs*, J. Knot Theory Ramifications **26** (2017) 1750100.
- [15] C. McCabe, *An upper bound on edge numbers of 2-bridge knots and links*, J. Knot Theory Ramifications **7** (1998) 797–805.
- [16] S. Negami, *Ramsey theorems for knots, links, and spatial graphs*, Trans. Amer. Math. Soc. **324** (1991) 527–541.
- [17] R. Randell, *Invariants of piecewise-linear knots*, Banach Center Publ. **42** (1998) 307–319.

DEPARTMENT OF MATHEMATICS, KOREA UNIVERSITY, SEOUL 02841, KOREA
E-mail address: lpyhk727@korea.ac.kr

DEPARTMENT OF MATHEMATICS, UNIVERSITY OF ILLINOIS URBANA CHAMPAIGN, URBANA, IL 61801
E-mail address: chaeryn2@illinois.edu

DEPARTMENT OF MATHEMATICS, KOREA UNIVERSITY, SEOUL 02841, KOREA
E-mail address: seungsang@korea.ac.kr