

# Modulated Continuous Wave Control for Energy-efficient Electron-nuclear Spin Coupling

J. Casanova,<sup>1</sup> E. Torrontegui,<sup>2</sup> M. B. Plenio,<sup>3</sup> J. J. García-Ripoll,<sup>2</sup> and E. Solano<sup>1,4,5</sup>

<sup>1</sup>Department of Physical Chemistry, University of the Basque Country UPV/EHU, Apartado 644, 48080 Bilbao, Spain

<sup>2</sup>Instituto de Física Fundamental IFF-CSIC, Calle Serrano 113b, 28006 Madrid, Spain

<sup>3</sup>Institut für Theoretische Physik and IQST, Albert-Einstein-Allee 11, Universität Ulm, D-89069 Ulm, Germany

<sup>4</sup>IKERBASQUE, Basque Foundation for Science, Maria Diaz de Haro 3, 48013 Bilbao, Spain

<sup>5</sup>Department of Physics, Shanghai University, 200444 Shanghai, China

We develop energy efficient, continuous microwave schemes to couple electron and nuclear spins, using phase or amplitude modulation to bridge their frequency difference. These controls have promising applications in biological systems, where microwave power should be limited, as well as in situations with high Larmor frequencies due to large magnetic fields and nuclear magnetic moments. These include nanoscale NMR where high magnetic fields achieves enhanced thermal nuclear polarisation and larger chemical shifts. Our controls are also suitable for quantum information processors and nuclear polarisation schemes.

**Introduction.**— Color centers in diamond, such as the nitrogen-vacancy (NV) center [1, 2], have emerged as a solid state system that can detect, polarise and control individual nuclear spins in their vicinity [3–6]. This ability promises applications that range from quantum information processing and quantum simulation on small scale quantum registers [7–13] to nanoscale nuclear magnetic resonance (NMR) [14–16] and other sensing tasks in biological environments [17]. A fundamental question in this field is how to extend the coherence time of color centers —insulating them from their fluctuating magnetic environment—, while enabling strong and selective interactions with individual nuclear spins. For the NV center this challenge is met through dynamical decoupling (DD) schemes: continuous [18–21] or pulsed microwave sequences [10, 22–31] that can be applied to mitigate the impact of solid state [32–34] and biological environments [35, 36].

In the context of NMR for example, the presence of strong magnetic fields would be of great benefit as they increase the NMR signal by enhancing the spin polarisation at the same temperature, induce large chemical shifts that encode molecular structure [37], and aid in the spectral resolution of spins. Moreover, strong magnetic fields lead to longer nuclear spin lifetimes, facilitating quantum information processors and nuclear polarisation schemes.

Nevertheless, typical experiments with color centers are typically realised in the sub-Tesla magnetic field regime [4, 8, 9, 11, 38–48] due to experimental limitations. The obstacle is the need to bridge the frequency mismatch between the NV center and the target spin in the presence of a high externally applied magnetic field. When using continuous microwaves, the Larmor frequency of the target nucleus determines the Rabi frequency of the microwave control —the Hartman-Hahn (HH) condition [49]—, implying microwave powers that grow with the magnetic field and imposing serious stability requirements on the microwave source. The situation does not improve for pulsed controls: the Larmor frequency determines the frequency at which  $\pi$ -pulses are applied to the color center, implying very fast and energetic pulses with high-frequency repetition rates. The power requirements in either scheme also imply significant challenges for their use in biological samples, because a strong microwave heats the

organic matter, perturbing its dynamics or even destroying it. In recent work this challenge was identified and addressed for pulsed schemes with amplitude modulation of pulses [50]. However, in microwave power sensitive applications continuous wave may offer advantages as their average energy consumption at the same decoupling and sensing efficiency can be lower than for pulsed schemes [36].

In this Letter, we show that there are indeed continuous microwave controls that can bridge the Larmor frequency difference between electronic and nuclear spins. These methods modulate the phase or amplitude of a continuous microwave field. The modulation is taken to have a frequency  $\nu \sim \omega_n - \Omega_0$  that provides the difference between the Rabi frequency of the microwave pulse  $\Omega_0$  —also the effective frequency of the electronic spin in a rotating frame— and the frequency of the target nuclear spin  $\omega_n$ . This technique works even when the microwave field  $\Omega_0$  is insufficient to achieve a HH resonance. As a result, our schemes demand lower peak and average powers to achieve a coherent interaction with a nucleus than all continuous controls based on the HH condition. Furthermore, we demonstrate that, thanks to the periodic modulation scheme, our controls inherit the robustness against control errors that is typical of dynamical decoupling and pulsed methods.

We start by considering the Hamiltonian of an NV electron spin coupled to a set of nuclei. This reads ( $\hbar = 1$ )

$$H = DS_z^2 - \gamma_e B_z S_z - \sum_j \gamma_j B_z I_{zj} + S_z \sum_j \vec{A}_j \cdot \vec{I}_j + H_c, \quad (1)$$

with the NV zero-field splitting  $D = (2\pi) \times 2.87$  GHz, a constant magnetic field  $B_z$  applied along the NV axis (i.e. the  $\hat{z}$  axis), the gyromagnetic constants for the electronic spin  $\gamma_e \approx -(2\pi) \times 28.024$  GHz/T and specific nuclei in the environment  $\gamma_j$  —e.g.  $^{13}\text{C}$  nuclei have  $\gamma_{^{13}\text{C}} = (2\pi) \times 10.705$  MHz/T—. The NV spin operators are  $S_z = |1\rangle\langle 1| - |-1\rangle\langle -1|$  and  $S_x = 1/\sqrt{2}(|1\rangle\langle 0| + |-1\rangle\langle 0| + \text{H.c.})$ . The hyperfine vector decays according to a dipole-dipole interaction [51]  $\vec{A}_j = \frac{\mu_0 \gamma_e \gamma_j}{2|\vec{r}_j|^3} [\hat{z} - 3 \frac{(\hat{z} \cdot \vec{r}_j) \vec{r}_j}{|\vec{r}_j|^2}]$  with the vector  $\vec{r}_j$  connecting the NV center and the  $j$ th nucleus. The microwave control Hamiltonian is conveniently written as  $H_c = \sqrt{2}\Omega S_x \cos(\omega t - \phi)$ , parametrized by two external controls: the Rabi frequency  $\Omega$

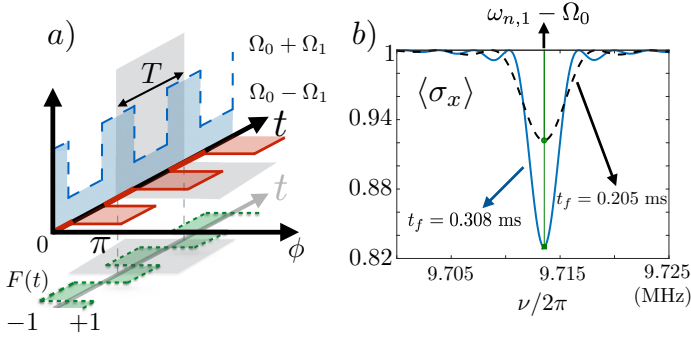


FIG. 1. a) A discrete phase modulation in time  $\phi(t) \in \{0, \pi\}$  (red-solid line) combined with a constant drive, leads to modulations of the Rabi frequency  $\Omega(t) = \Omega_0 + F(t)\Omega_1 \in \{\Omega_0 - \Omega_1, \Omega_0 + \Omega_1\}$  (blue long-dashed line). Modulation function  $F(t)$  (green short-dashed line). b) Harvested signal  $\langle \sigma_x \rangle$  vs. phase modulation frequency  $\nu = 2\pi/T$  for two interrogation times,  $t_f = 0.205$  ms (black-dashed line) and  $t_f = 0.308$  ms (blue-solid line). Signal is maximal when  $\nu = \omega_{n,1} - \Omega_0$  spans the difference between the Rabi frequency of the NV and the resonance frequency of the interrogated nuclear spin.

and the microwave phase  $\phi$ . Hamiltonian (1) should include the dipole-dipole interaction among nuclei. We omit it to simplify the presentation but it will be fully considered in the numerical simulations below.

An external magnetic field and a suitably tuned microwave field effectively reduce the dimensionality of the NV-center, which can be treated as a pseudospin. The new Hamiltonian [52]

$$H = - \sum_j \omega_{n,j} \hat{\omega}_{n,j} \cdot \vec{I}_j + \frac{\sigma_z}{2} \sum_j \vec{A}_j \cdot \vec{I}_j + \frac{\Omega}{2} (|1\rangle \langle 0| e^{i\phi} + \text{H.c.}) \quad (2)$$

is defined in a rotating frame generated by  $H_0 = DS_z^2 - \gamma_e B_z S_z$ . In this frame, the  $j$ th nuclear spin's resonance frequency  $\omega_{n,j} = |\vec{\omega}_{n,j}|$  with  $\vec{\omega}_{n,j} = (-\frac{1}{2}A_{x,j}, -\frac{1}{2}A_{y,j}, \omega_L - \frac{1}{2}A_{z,j})$  depends on the hyperfine vectors and the nuclear Larmor frequency  $\omega_L = \gamma_j B_z$ . For simplicity we assume a cluster of  $^{13}\text{C}$  nuclei  $\gamma_j = \gamma_{^{13}\text{C}} \forall j$  (a common situation in diamond samples) and introduce the normalized vectors  $\hat{\omega}_{n,j} = \vec{\omega}_{n,j}/\omega_{n,j}$ . When the magnetic field  $B_z$  is large, the resonance frequency of the  $j$ th nucleus deviates linearly from its Larmor frequency  $\omega_L$  as a function of the hyperfine vector

$$\omega_{n,j} \approx \omega_L - \frac{1}{2}A_{z,j} \equiv \gamma_{^{13}\text{C}}B_z - \frac{1}{2}A_{z,j}. \quad (3)$$

The HH condition [49] is a standard procedure to achieve resonant interaction with a nuclear spin (e.g. the  $j$ th one) in which the Rabi frequency matches the frequency of the target spin  $\Omega = \omega_{n,j} = \gamma_{^{13}\text{C}}B_z - \frac{1}{2}A_{z,j}$ . In high-field environments this implies large Rabi frequencies and microwave powers — e.g.  $B = 1$  T gives  $\Omega/(2\pi) \approx 10$  MHz for a  $^{13}\text{C}$  and 42 MHz for a  $^1\text{H}$  nucleus—. Our goal is to lower these requirements with minor changes in the control field.

*Phase modulation control scheme.*— We address this challenge and enable NV-nuclear coupling at high magnetic fields

by introducing a continuous drive in Eq. (1) described by

$$H_c = \sqrt{2}\Omega_0 S_x \cos(\omega t) + \sqrt{2}\Omega_1 S_x \cos(\omega t - \phi), \quad (4)$$

with a phase  $\phi$  that will be switched periodically between the values 0 and  $\pi$ . The control in Eq. (4) gives rise to the following Hamiltonian that we will use as the starting point of our simulations [52]

$$H = - \sum_j \omega_{n,j} \hat{\omega}_{n,j} \cdot \vec{I}_j + \frac{\sigma_z}{2} \sum_j \vec{A}_j \cdot \vec{I}_j + \left( \frac{\Omega_0 + \Omega_1 e^{i\phi}}{2} |1\rangle \langle 0| + \text{H.c.} \right). \quad (5)$$

For the sake of clarity of presentation we consider the phase flips as instantaneous but stress that in our numerical simulations the phase flips will take a finite time determined by experimental limitations. In Eq. (5) the phase flip between 0 and  $\pi$  allows to write the driving term, i.e. the last term at its right hand side, as  $[(\Omega_0 + F(t)\Omega_1)/2]|1\rangle \langle 0| + \text{H.c.}]$  where the modulation function  $F(t)$  takes the values +1 (or -1) for  $\phi = 0$  (or  $\phi = \pi$ ). Control of the phase allows for the construction of a modulation function  $F(t)$  with period  $T$ , see Fig. 1 a), that can be expanded in its Fourier components as  $F(t) = \frac{a_0}{2} + \sum_{n=1}^{\infty} \left[ a_n \cos\left(\frac{2n\pi}{T}t\right) + b_n \sin\left(\frac{2n\pi}{T}t\right) \right]$  where  $a_n = \frac{2}{T} \int_0^T F(t) \cos\left(\frac{2n\pi}{T}t\right) dt$ , and  $b_n = \frac{2}{T} \int_0^T F(t) \sin\left(\frac{2n\pi}{T}t\right) dt$ .

To determine the NV-nuclear coupling mechanism and the required resonance condition that result from the phase control in Eq. (4) we move to a rotating frame with respect to  $-\sum_j \omega_{n,j} \hat{\omega}_{n,j} \cdot \vec{I}_j$  and the driving term  $[(\Omega_0 + F(t)\Omega_1)/2]|1\rangle \langle 0| + \text{H.c.}]$ . For simplicity we select a phase change that produces an even  $F(t)$ , i.e.  $F(t) = \sum_{n=1}^{\infty} a_n \cos(nvt)$  where  $v = 2\pi/T$  but other constructions including odd components for  $F(t)$  are equally possible. This leads to the Hamiltonian [52]

$$H(t) = \frac{1}{2} \left[ |+\rangle \langle -| e^{i\epsilon_0 t} e^{i \sum_{n=1}^{\infty} \frac{a_n \epsilon_L}{nv} \sin(nvt)} + \text{H.c.} \right] + \sum_j \left[ A_{x,j}^\perp I_{x,j} \cos(\omega_{n,j}t) + A_{y,j}^\perp I_{y,j} \sin(\omega_{n,j}t) + A_{z,j}^\parallel I_{z,j} \right], \quad (6)$$

where  $|\pm\rangle = \frac{1}{\sqrt{2}}(|1\rangle \pm |0\rangle)$ ,  $A_{x,j}^\perp = |\vec{A}_j - (\vec{A}_j \cdot \hat{\omega}_{n,j}) \hat{\omega}_{n,j}|$ ,  $A_{y,j}^\perp = |\hat{\omega}_{n,j} \times \vec{A}_j|$ ,  $A_{z,j}^\parallel = |(\vec{A}_j \cdot \hat{\omega}_{n,j}) \hat{\omega}_{n,j}|$ ,  $I_{\delta,j} = \vec{I}_j \cdot \hat{\delta}$  with  $\hat{\delta} = \hat{x}_j, \hat{y}_j$ , or  $\hat{z}_j$ , and  $\hat{x}_j = \frac{\vec{A}_j - (\vec{A}_j \cdot \hat{\omega}_{n,j}) \hat{\omega}_{n,j}}{A_j^\perp}$ ,  $\hat{y}_j = \frac{\hat{\omega}_{n,j} \times \vec{A}_j}{A_j^\perp}$ ,  $\hat{z}_j = \frac{(\vec{A}_j \cdot \hat{\omega}_{n,j}) \hat{\omega}_{n,j}}{A_j^\parallel}$ . With the aid of the Jacobi-Anger expansion (i.e.  $e^{iz \sin(\theta)} \equiv \sum_{n=-\infty}^{+\infty} J_n(z) e^{in\theta}$ , with  $J_n(z)$  the Bessel function of the first kind) we can rewrite the exponentials in Eq. (6) as  $e^{i\Omega_0 t} e^{i \sum_{n=1}^{\infty} \frac{a_n \Omega_1}{nv} \sin(nvt)} = \prod_{n=1}^{\infty} \sum_{m=-\infty}^{\infty} J_m\left(\frac{a_n \Omega_1}{nv}\right) e^{i(\Omega_0 + mnv)t}$  to find

$$\Omega_0 + mnv = \omega_{n,k} \quad (7)$$

as the resonance condition for the  $k$ th nucleus [52]. Equation (7) implies that, unlike the HH condition, an NV-nucleus resonance can be achieved for small Rabi frequencies  $\Omega_0, \Omega_1$  if we apply a continuous drive interrupted by periodic phase

flips at a large frequency  $\nu$ . Equation (7) exhibits resonances for a wide variety of values  $m$  and  $n$  but for small arguments  $a_n \Omega_1 / (n\nu)$  the interaction strength between the NV and the  $k$ th nucleus is largest for  $m = n = 1$  and  $\nu = \omega_{n,k} - \Omega_0$  which yields the effective NV-nucleus flip-flop Hamiltonian [52]

$$H \approx \frac{A_{x,k}^\perp}{2} J_1\left(\frac{a_1 \Omega_1}{\nu}\right) \left[ |+\rangle \langle -| I_k^+ + |- \rangle \langle +| I_k^- \right]. \quad (8)$$

For the discussion of the energy efficiency it is important to stress at this point that, as we will demonstrate later, a large value for  $\nu$  does not imply large microwave power.

The Hamiltonian (8) produces a signal that we will quantify with the electronic expectation value  $\langle \sigma_x \rangle$ , with  $\sigma_x = |1\rangle \langle 0| + |0\rangle \langle 1|$ . More specifically, from Eq. (8) one can calculate that the expected signal for a sequence of length  $t_f$  is

$$\langle \sigma_x \rangle = \cos^2 \left[ \frac{A_{x,k}^\perp J_1(a_1 \Omega_1 / \nu)}{4} t_f \right]. \quad (9)$$

Note that, for a periodic phase-modulated sequence as the one showed in Fig. 1 a) we have  $a_1 = 4/\pi$ . Finally, we would like to remark that continuous DD schemes with periodic phase flips have been proposed for extending the NV coherence [53] and to improve DD robustness [20] but their advantages in terms of energy efficiency and nuclear spin control have not been explored previously to the best of our knowledge.

*Amplitude modulation control scheme.*— As an alternative to phase modulation we may also consider amplitude modulation for achieving energy-efficient electron-nuclear coupling resulting in a scheme that leads to results analogous to those of the previous paragraph. Let us consider an amplitude modulated continuous driving field of the form

$$H_c = \sqrt{2} \Omega(t) S_x \cos(\omega t) \quad (10)$$

with  $\Omega(t) = \Omega_0 - \Omega_1 \sin(\nu t)$ . Analogously to the previous section (for more details see [52]) we find  $H(t) = \frac{1}{2} \left[ |+\rangle \langle -| e^{i\Omega_0 t} e^{i\frac{\Omega_1}{\nu} \cos(\nu t)} + \text{H.c.} \right] \cdot \sum_j \left[ A_{x,j}^\perp I_x \cos(\omega_{n,j} t) + A_{y,j}^\perp I_y \sin(\omega_{n,j} t) + A_{z,j}^\parallel I_z \right]$ . While we selected an odd amplitude modulation, i.e. a sine-like tailoring for  $\Omega_1$ , we would like to stress that other combinations including even modulations are also possible. Again, using the Jacobi-Anger expansion,  $e^{iz \cos(\theta)} \equiv J_0(z) + 2 \sum_{n=1}^{+\infty} i^n J_n(z) \cos(n\theta)$ , we find for  $\nu = \omega_{n,k} - \Omega_0$  the following flip-flop Hamiltonian between the NV and the  $k$ th nucleus [52]  $H \approx \frac{A_{x,k}^\perp}{2} J_1\left(\frac{\Omega_1}{\nu}\right) \left[ |+\rangle \langle -| I_k^+ - i|- \rangle \langle +| I_k^- \right]$ , that leads to  $\langle \sigma_x \rangle = \cos^2 \left[ \frac{A_{x,k}^\perp J_1(\Omega_1 / \nu)}{4} t_f \right]$ .

*Numerical verification.*— In the following we will analyse the phase-modulated scheme numerically to verify the accuracy of the theoretical analysis (see [52] for the analysis of the amplitude modulated scheme which yields very similar results). This provides two alternatives which, depending on the specifics of the experimental equipment and the physical set-up, can be chosen for optimal performance in practice.

To demonstrate the performance of the method, in Fig. 1 b) we show a spectrum involving an NV center and a single  $^{13}\text{C}$  nucleus such that  $\vec{A} \approx (2\pi) \times [-6.71, 11.62, -17.09]$  kHz and  $B = 1$  T which results in a nuclear Larmor frequency of  $\approx (2\pi) \times 10$  MHz. This hyperfine vector  $\vec{A}$  corresponds to a  $^{13}\text{C}$  nucleus located in one available position of a diamond lattice. We used two phase-modulated sequences of different duration (see caption for more details) and show that the obtained signals (yellow-solid and black-dashed curves) that were numerically computed from Eq. (5) match, firstly, the position of the expected resonance  $\nu = \omega_{n,1} - \Omega_0$  for  $m = n = 1$ , see Eq. (7), and, secondly, the theoretically calculated depth (green vertical lines with the circle and square denoting the maximum theoretical depth) for the signal  $\langle \sigma_x \rangle$ , see Eq. (9), for two different evolution times. Furthermore, in our numerical simulations we did not assume instantaneous 0 to  $\pi$  phase flips but allowed the phase change to take place in a time interval of length  $t_{\phi_{\text{flip}}} \approx 5$  ns, with  $\phi$  changing from 0 to  $\pi$  in 20 discrete steps which is well within the reach of the time-resolution of modern arbitrary waveform generators [54]. To calculate the signals in Fig. 1 b) we used Rabi frequencies  $\Omega_0 = \Omega_1 = (2\pi) \times 1$  MHz which are one order of magnitude below the Rabi frequency that would achieve a HH resonance and concomitantly more energy efficient.

*Nuclear spin addressing and robustness.*— Our method also offers the possibility of improving nuclear spin addressing by modifying the value of  $\Omega_1$ . Hamiltonian (8) shows that the effective NV-nuclear coupling is given by  $A_{x,k}^\perp / 2 J_1(a_1 \Omega_1 / \nu) \approx A_{x,k}^\perp / 2 \left( \frac{a_1 \Omega_1}{2\nu} \right)$ . Then, a lower value  $\Omega_1$  implies a longer evolution and better energy selectivity as the rotating wave approximation over non-resonant terms is more accurate [52]. As the fluctuations on the microwave radiation are mainly proportional to the Rabi frequency, i.e.  $\Omega_{1,2} = \bar{\Omega}_{1,2} [1 + \xi(t)]$  with  $\xi(t)$  a fluctuating function, a low value for  $\bar{\Omega}_{1,2}$  reduces the decoherence induced by microwave amplitude fluctuation. Furthermore, the periodic phase flips average out slow amplitude fluctuations and impart additional stability. In this manner our method is intrinsically robust against the leading error on the control field. In Fig. 2 we have simulated a system containing an NV quantum sensor and a three coupled  $^{13}\text{C}$  nuclear spin cluster in a diamond lattice. The hyperfine vectors of the simulated sample are  $\vec{A}_1 \approx (2\pi) \times [-6.71, 11.62, -17.09]$  kHz,  $\vec{A}_2 \approx (2\pi) \times [-8.21, 23.70, -34.30]$  kHz, and  $\vec{A}_3 \approx (2\pi) \times [6.76, 19.53, -8.02]$  kHz, such that the resonant frequencies at  $B = 1$  T, see Eq. (3), are  $\omega_{n,1} = (2\pi) \times 10.71$  MHz,  $\omega_{n,2} = (2\pi) \times 10.72$  MHz, and  $\omega_{n,3} = (2\pi) \times 10.70$  MHz. These nuclei present internuclear coupling coefficients  $g_{j,l} = (\mu_0/4)(\gamma_{^{13}\text{C}}^2/r_{j,l}^3)[1 - 3(n_{j,l}^z)^2]$  (with  $r_{j,l}$  the distance between  $j$ th and  $l$ th nuclei, and  $n_{j,l}^z$  the  $z$ -projection of the unit vector  $\vec{r}_{j,l}/r_{j,l}$ ) that are  $g_{1,2} \approx (2\pi) \times -472$  Hz,  $g_{1,3} \approx (2\pi) \times 14.95$  Hz, and  $g_{2,3} \approx (2\pi) \times 50.10$  Hz. In Fig. 2 a) we use a phase-modulated continuous sequence with  $\Omega_0 = \Omega_1 = (2\pi) \times 1$  MHz for a final time  $t_f = 0.205$  ms. Here, we have simulated an ideal phase-modulated sequence without microwave control

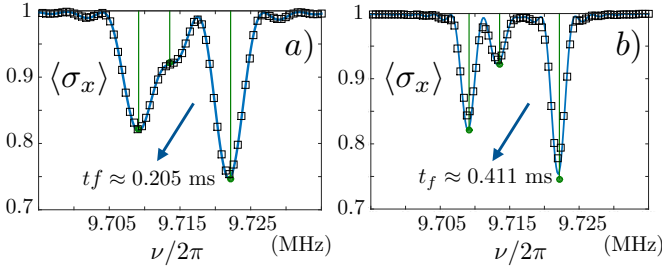


FIG. 2. Harvested signal  $\langle \sigma_x \rangle$  as function of  $\nu$  for ideal phase-modulated sequences (blue-solid curves) and for a situation that involves fluctuations of the microwave amplitude (black squares). The microwave amplitude fluctuation has been simulated with a OU process, while the black squares have been computed by averaging the results that correspond to 200 experiments. In a) we used  $\Omega_0 = \Omega_1 = (2\pi) \times 1$  MHz, while in b)  $\Omega_0 = (2\pi) \times 1$  MHz and  $\Omega_1 = (2\pi) \times 0.5$  MHz.

errors (blue-solid line) and a situation involving microwave power fluctuations (black squares). It can be observed that both signals overlap, i.e. the method is noise resilient while, both, the position of the resonances and the depth of the signals (green vertical lines) coincide with the theoretical prediction of Eqs. (3) and (9), respectively. The noise in the microwave field is simulated by averaging 200 runs of a Ornstein-Uhlenbeck (OU) stochastic process [55] with time correlation  $\tau = 0.5$  ms and noise amplitude  $p = 0.5\%$  [56].

In Fig. 2 a) the three spin resonances cannot be fully resolved, however in Fig. 2 b) we used a different set of control parameters, namely  $\Omega_0 = (2\pi) \times 1$  MHz,  $\Omega_1 = (2\pi) \times 0.5$  MHz and a longer sequence  $t_f = 0.411$  ms. In these conditions the effective NV-coupling has been reduced by a factor of 2 (note that we are also implementing a longer sequence) as the corresponding Bessel functions are  $J_1(a_1[(2\pi) \times 0.5\text{MHz}]/\nu) \approx \frac{1}{2} J_1(a_1[(2\pi) \times 1\text{MHz}]/\nu)$ , and the three nuclear spins can be clearly resolved. Again, the blue solid line represent the ideal signal while overlapping black squares have been calculated under the same noise conditions than the previous case.

**Power consumption.**— Using phase (or amplitude) modulations leads to a reduction in the microwave field amplitude, i.e. in the peak power, and may be even lead to a reduction in the average power, as compared to other controls using the HH condition. We can quantify the average power reduction comparing the phase modulation scheme with a constant drive based on the HH condition (note that the peak power reduction is obvious as the largest driving we are using is  $(2\pi) \times 1$  MHz which is approximately one order of magnitude smaller than the required driving to hold the HH condition). For that we first identify the times  $t_f^{ph}$  and  $t_f^{HH}$  for phase modulation and constant HH controls to gather the same signal  $\langle \sigma_x \rangle$ . With this information, we can compute the average power or energy flux associated to the microwave control [52].

Let us do the calculation: the protocol with constant amplitude produces a nuclear signal  $\langle \sigma_x \rangle = \cos^2(A_{x,k}^\perp t_f^{HH}/4)$  in a time  $t_f^{HH}$ . Comparing with Eq. (9) we find that, for equal

signals, the unmodulated protocol implements a faster interaction in a time  $t_f^{HH} = J_1(a_1\Omega_1/\nu)t_f^{ph} < t_f^{ph}$ . During this time, the constant driving scheme requires a Rabi frequency  $\bar{\Omega}_0 = \omega_{n,k} = \Omega_0 + \nu$  to interact with the  $k$ -th nucleus with frequency  $\omega_{n,k}$ . This implies an average energy per cycle  $E_T^{HH} \approx \bar{\Omega}_0^2/\nu$ . The phase modulated protocol, on the other hand, requires an average energy per cycle  $E_T^{ph} \sim (\Omega_0^2 + \Omega_1^2)/\nu$ . Counting the number of cycles in the respective interaction times  $t_f^{HH}$  and  $t_f^{ph}$ , we obtain the ratio between total powers  $E^{HH}/E^{ph} = \nu t_f^{HH} E_T^{HH} / (\nu t_f^{ph} E_T^{ph}) = (\Omega_0 + \nu)^2 J_1(a_1\Omega_1/\nu) / (\Omega_0^2 + \Omega_1^2)$ . We can simplify this formula assuming fast modulation  $\nu \gg \Omega_0, \Omega_1$  and approximating  $J_1(a_1\Omega_1/\nu) \sim a_1\Omega_1/(2\nu)$ . The result is that the phase modulated protocol demands significantly less energy  $E^{HH}/E^{ph} \approx (\Omega_0 + \nu)^2 \Omega_1 a_1 / [2\nu(\Omega_0^2 + \Omega_1^2)] \gg 1$ . For the parameters used in Figs. 2 a) and b), one finds  $E^{HH}/E^{ph} \approx 3.8$  and  $E^{HH}/E^{ph} \approx 3.0$ , respectively, illustrating the efficiency of our method. A similar calculation can be done for the amplitude modulation protocol.

**Conclusions.**— We have proposed to use amplitude or phase modulation for coupling electron and nuclear spins at Rabi frequencies well below the Hartmann-Hahn resonance. Our schemes demands a lower peak and average power to achieve the same sensitivity. As a consequence, these methods can be employed for any sensing, coherent control or nuclear polarisation set-up in which accessible power is limited. In particular, it enables the operation of such sensors at high magnetic fields with reduced power. These modulation techniques can extend nanoscale NMR techniques to biological systems that are sensitive to heating by microwaves. Moreover, these parametric methods are not specific to the NV center; they can be used to couple different electron spins to proximal nuclear spins, both in solid and molecular samples.

E.S. and J.C. acknowledge financial support from Spanish MINECO/FEDER FIS2015-69983-P, and Basque Government IT986-16. J.C. acknowledges support by the Juan de la Cierva grant IJCI-2016-29681. E.T. and J.J.G.R. acknowledge support from Spanish MINECO/FEDER Project FIS2015-70856-P, FIS2016-81891-REDT and CAM PRICYT project QUITEMAD+CM S2013-ICE2801. M.B.P. acknowledges support by the ERC Synergy grant BioQ (grant no 319130), the EU project HYPERDIAMOND, the QuantERA project NanoSpin, the BMBF project DiaPol, the state of Baden-Württemberg through bwHPC, and the German Research Foundation (DFG) through grant no INST 40/467-1 FUGG.

- 
- [1] M. W. Doherty, N. B. Manson, P. Delaney, F. Jelezko, J. Wrachtrup, and L. C. L. Hollenberg, Phys. Rep. **528**, 1 (2013).
  - [2] V. V. Dobrovitski, G. D. Fuchs, A. L. Falk, C. Santori, and D. D. Awschalom, Annu. Rev. Condens. Matter Phys. **4**, 23 (2013).
  - [3] F. Jelezko, T. Gaebel, I. Popa, A. Gruber and J. Wrachtrup. Phys. Rev. Lett. **92**, 076401 (2004).

- [4] C. Müller, X. Kong, J.-M. Cai, K. Melentijević, A. Stacey, M. Markham, D. Twitchen, J. Isoya, S. Pezzagna, J. Meijer, J. F. Du, M. B. Plenio, B. Naydenov, L. P. McGuinness, and F. Jelezko, *Nat. Commun* **5**, 4703 (2014).
- [5] P. London, J. Scheuer, J.-M. Cai, I. Schwarz, A. Retzker, M. B. Plenio, M. Katagiri, T. Teraji, S. Koizumi, J. Isoya, R. Fischer, L. P. McGuinness, B. Naydenov, and F. Jelezko, *Phys. Rev. Lett.* **111**, 067601 (2013).
- [6] R. Fisher, C.O. Bretschneider, P. London, D. Budker, D. Gershoni, and L. Frydman, *Phys. Rev. Lett.* **111**, 057601 (2013).
- [7] J. M. Cai, A. Retzker, F. Jelezko, and M. B. Plenio, *Nature Phys.* **9**, 168 (2013).
- [8] T. H. Taminiau, J. Cramer, T. van der Sar, V. V. Dobrovitski, and R. Hanson, *Nat. Nanotechnol.* **9**, 171 (2014).
- [9] G. Waldherr, Y. Wang, S. Zaiser, M. Jamali, T. Schulte-Herbrüggen, H. Abe, T. Ohshima, J. Isoya, J. F. Du, P. Neumann, and J. Wrachtrup, *Nature* **506**, 204 (2014).
- [10] J. Casanova, Z.-Y. Wang, J. F. Haase, and M. B. Plenio, *Phys. Rev. A* **92**, 042304 (2015).
- [11] J. Cramer, N. Kalb, M. A. Rol, B. Hensen, M. S. Blok, M. Markham, D. J. Twitchen, R. Hanson, and T. H. Taminiau, *Nat. Commun.* **7**, 11526 (2016).
- [12] J. Casanova, Z.-Y. Wang, and M. B. Plenio, *Phys. Rev. Lett.* **117**, 130502 (2016).
- [13] M. A. Perlin, Z.-Y. Wang, J. Casanova, and M. B. Plenio, *arXiv:1708.09414*.
- [14] S. Schmitt, T. Gefen, F. M. Stürmer, T. Unden, G. Wolff, Ch. Müller, J. Scheuer, B. Naydenov, M. Markham, S. Pezzagna, J. Meijer, I. Schwarz, M. B. Plenio, A. Retzker, L. P. McGuinness, and F. Jelezko, *Science* **351**, 832 (2017).
- [15] J. M. Boss, K.S. Cujia, J. Zopes, and C. L. Degen, *Science* **351**, 837 (2017).
- [16] D. R. Glenn, D. B. Bucher, J. Lee, M. D. Lukin, H. Park and R. L. Walsworth, *Nature* **555**, 351 (2018).
- [17] Y. Wu, F. Jelezko, M. B. Plenio, and T. Weil, *Angew. Chem. Int. Ed.* **55**, 6586 (2016).
- [18] A. Bermudez, F. Jelezko, M. B. Plenio and A. Retzker, *Phys. Rev. Lett.* **107**, 207209 (2011).
- [19] J.-M. Cai, B. Naydenov, R. Pfeiffer, L. McGuinness, K. D. Jahnke, F. Jelezko, M. B. Plenio, and A. Retzker, *New J. Phys.* **14**, 113023 (2012).
- [20] M. Hirose, C. D. Aiello, and P. Cappellaro, *Phys. Rev. A* **86**, 062320 (2012).
- [21] J. M. Cai, F. Jelezko, M. B. Plenio and A. Retzker, *New J. Phys.* **15**, 013020 (2013).
- [22] A. A. Maudsley, *J. Magn. Reson.* **69**, 488 (1986).
- [23] G. Uhrig, *New J. Phys.* **10**, 083024 (2008).
- [24] S. Pasini, T. Fischer, P. Karbach, and G. S. Uhrig, *Phys. Rev. A* **77**, 032315 (2008).
- [25] S. Pasini and G. S. Uhrig, *J. Phys. A: Math. Theor.* **41**, 312005 (2008).
- [26] A. M. Souza, G. A. Alvarez, and D. Suter, *Phys. Rev. Lett.* **106**, 240501 (2011).
- [27] Z.-Y. Wang and R.-B. Liu, *Phys. Rev. A* **83**, 022306 (2011).
- [28] A. M. Souza, G. A. Álvarez, and D. Suter, *Phil. Trans. R. Soc. A* **370**, 4748 (2012).
- [29] Z.-Y. Wang, J. F. Haase, J. Casanova, and M. B. Plenio, *Phys. Rev. B* **93**, 174104 (2016).
- [30] J. E. Lang, J. Casanova, Z.-Y. Wang, M. B. Plenio, and T. S. Monteiro, *Phys. Rev. Applied* **7**, 054009 (2017).
- [31] J. F. Haase, Z.-Y. Wang, J. Casanova, and M. B. Plenio, *arXiv:1708.09611*.
- [32] C. A. Ryan, J. S. Hodges, and D. G. Cory, *Phys. Rev. Lett.* **105**, 200402 (2010).
- [33] B. Naydenov, F. Dolde, L. T. Hall, C. Shin, H. Fedder, L. C. L. Hollenberg, F. Jelezko, J. Wrachtrup, *Phys. Rev. B* **83**, 081201(R) (2011).
- [34] L. M. Pham, N. Bar-Gill, C. Belthangady, D. Le Sage, P. Cappellaro, M. D. Lukin, A. Yacoby, R. L. Walsworth, *Phys. Rev. B* **86**, 045214 (2012).
- [35] L.P. McGuinness, Y. Yan, A. Stacey, D.A. Simpson, L.T. Hall, D. Maclaurin, S. Prawer, P. Mulvaney, J. Wrachtrup, F. Caruso, R.E. Scholten, and L.C.L. Hollenberg, *Nature Nanotech.* **6**, 358 (2011).
- [36] Q.-Y. Cao, Z.-J. Shu, P.-C. Yang, M. Yu, M.-S. Gong, J.-Y. He, R.-F. Hu, A. Retzker, M. B. Plenio, C. Müller, N. Tomek, B. Naydenov, L. P. McGuinness, F. Jelezko, and J.-M. Cai, *arXiv:1710.10744*.
- [37] M. H. Levitt, *Spin dynamics: Basics of nuclear magnetic resonance*, (Wiley, 2008).
- [38] M. V. Gurudev Dutt, L. Childress, L. Jiang, E. Togan, J. Maze, F. Jelezko, A. S. Zibrov, P. R. Hemmer, and M. D. Lukin, *Science* **316**, 1312 (2007).
- [39] P. Neumann, J. Beck, M. Steiner, F. Rempp, H. Fedder, P. R. Hemmer, J. Wrachtrup, and F. Jelezko, *Science* **329**, 542 (2010).
- [40] L. Robledo, L. Childress, H. Bernien, B. Hensen, P. F. A. Alkemade, and R. Hanson, *Nature* **477**, 574 (2011).
- [41] T. van der Sar, Z. H. Wang, M. S. Blok, H. Bernien, T. H. Taminiau, D. M. Toyli, D. A. Lidar, D. D. Awschalom, R. Hanson, and V. V. Dobrovitski, *Nature* **484**, 82 (2012).
- [42] G.-Q. Liu, H. C. Po, J. Du, R.-B. Liu, and X.-Y. Pan, *Nat. Commun.* **4**, 2254 (2013).
- [43] S. Kolkowitz, Q. P. Unterreithmeier, S. D. Bennett, and M. D. Lukin, *Phys. Rev. Lett.* **109**, 137601 (2012).
- [44] T. H. Taminiau, J. J. T. Wagenaar, T. van der Sar, F. Jelezko, V. V. Dobrovitski, and R. Hanson, *Phys. Rev. Lett.* **109**, 137602 (2012).
- [45] N. Zhao, J. Honert, B. Schmid, M. Klas, J. Isoya, M. Markham, D. Twitchen, F. Jelezko, R.-B. Liu, H. Fedder, and J. Wrachtrup, *Nat. Nanotechnol.* **7**, 657 (2012).
- [46] B. Hensen, H. Bernien, A. E. Dréau, A. Reiserer, N. Kalb, M. S. Blok, J. Ruitenber, R. F. L. Vermeulen, R. N. Schouten, C. Abellán, W. Amaya, V. Pruneri, M. W. Mitchell, M. Markham, D. J. Twitchen, D. Elkouss, S. Wehner, T. H. Taminiau, and R. Hanson, *Nature* **526**, 682 (2015).
- [47] I. Lovchinsky, A. O. Sushkov, E. Urbach, N. P. de Leon, S. Choi, K. De Greve, R. Evans, R. Gertner, E. Bersin, C. Müller, L. McGuinness, F. Jelezko, R. L. Walsworth, H. Park, M. D. Lukin, *Science* **351**, 836 (2016).
- [48] M. H. Abobeih, J. Cramer, M. A. Bakker, N. Kalb, M. Markham, D. J. Twitchen, and T. H. Taminiau, *E-Print arXiv:1801.01196*.
- [49] S. Hartmann and E. Hahn, *Phys. Rev.* **128**, 2042 (1962).
- [50] J. Casanova, Z.-Y. Wang, I. Schwarz, and M. B. Plenio, *arXiv:1805.01741*.
- [51] J. R. Maze, J. M. Taylor, and M. D. Lukin, *Phys. Rev. B* **78**, 094303 (2008).
- [52] See Supplemental Material for further details.
- [53] A. Laraoui and C. A. Meriles, *Phys. Rev. B* **84**, 161403(R) (2011).
- [54] B. Naydenov, private communication.
- [55] G. E. Uhlenbeck, and L. Ornstein *Phys. Rev.* **36**, 36823 (1930).
- [56] I. Cohen, N. Aharon, and A. Retzker, *Fortschr. Phys.* **65**, 1600071 (2017).

## Supplemental Material: Modulated Continuous Wave Control for Energy-efficient Electron-nuclear Spin Coupling

### I. NV-NUCLEI HAMILTONIAN WITH A STANDARD MICROWAVE CONTROL

Equation (2) of the main text can be derived from Hamiltonian (1) using an appropriate rotating frame and by selecting only two levels of the NV hyperfine triplet. More specifically, if we start from

$$H = DS_z^2 - \gamma_e B_z S_z - \sum_j \gamma_j B_z I_{z,j} + S_z \sum_j \vec{A}_j \cdot \vec{I} + H_c, \quad (S1)$$

where the external microwave control term given by  $H_c = \sqrt{2}\Omega S_x \cos(\omega t - \phi)$ , we see that in a rotating frame with respect to (w.r.t.)  $DS_z^2 - \gamma_e B_z S_z$  the above Hamiltonian becomes

$$H = - \sum_j \gamma_j B_z I_{z,j} + (|1\rangle\langle 1| - |-1\rangle\langle -1|) \sum_j \vec{A}_j \cdot \vec{I} + \frac{\Omega}{2} \left[ |1\rangle\langle 0| e^{i(D+|\gamma_e|B_z)t} + |-1\rangle\langle 0| e^{i(D-|\gamma_e|B_z)t} + \text{H.c.} \right] (e^{i\omega t} e^{-i\phi} + e^{-i\omega t} e^{i\phi}), \quad (S2)$$

with  $S_z = |1\rangle\langle 1| - |-1\rangle\langle -1|$  and  $S_x = \frac{1}{\sqrt{2}}(|1\rangle\langle 0| + |-1\rangle\langle 0| + \text{H.c.})$ . Now, setting the microwave field frequency  $\omega = D + |\gamma_e|B_z$  we can eliminate counter rotating terms in the control term leading to the form  $\frac{\Omega}{2}(|1\rangle\langle 0| e^{i\phi} + \text{H.c.})$  that appears in Hamiltonian (2) of the main text. In addition, in the above Hamiltonian we can also eliminate the term  $|-1\rangle\langle -1| \sum_j \vec{A}_j \cdot \vec{I}$  since the  $|-1\rangle$  state of the NV does not enter in the dynamics, as there are no terms in the Hamiltonian that produces transitions to this level. Thus, we can write

$$|1\rangle\langle 1| \sum_j \vec{A}_j \cdot \vec{I} = \frac{1}{2}(|1\rangle\langle 1| - |0\rangle\langle 0|) \sum_j \vec{A}_j \cdot \vec{I} + \frac{1}{2}(|1\rangle\langle 1| + |0\rangle\langle 0|) \sum_j \vec{A}_j \cdot \vec{I}. \quad (S3)$$

Note that as  $|-1\rangle$  has been discarded from the dynamics,  $|1\rangle\langle 1| - |0\rangle\langle 0| = \sigma_z$  and  $|1\rangle\langle 1| + |0\rangle\langle 0| = I$ , so the  $|0\rangle$  and  $|1\rangle$  hyperfine spin states form a complete basis for the NV spin degrees of freedom. Adding the term  $I \sum_j \vec{A}_j \cdot \vec{I}$  to the nuclear Larmor frequency we finally obtain

$$- \sum_j \gamma_j B_z I_{z,j} + I \sum_j \vec{A}_j \cdot \vec{I} = - \sum_j \omega_{n,j} \hat{\omega}_{n,j} \cdot \vec{I}_j \quad (S4)$$

and, consequently, the Hamiltonian (2) in the main text is recovered.

### II. NV-NUCLEI HAMILTONIAN WITH PHASE MODULATED MICROWAVE CONTROL

The procedure to get Hamiltonian (5) in the main text that includes a phase-modulated control is similar to the one described in the previous section (i.e. one should move to a rotating frame, eliminate the counter rotating terms and the  $|-1\rangle$  level, and re-order the remaining terms in the Hamiltonian) but now with a microwave control term of the form

$$H_c = \sqrt{2}\Omega_0 S_x \cos(\omega t) + \sqrt{2}\Omega_1 S_x \cos(\omega t - \phi) \quad (S5)$$

where the phase  $\phi$  will change from 0 to  $\pi$  and viceversa in a time interval  $t_{\text{flip}}$ .

### III. INTERACTING HAMILTONIAN AND RESONANCE BRANCHES

The Hamiltonian in Eq. (5) of the main text in a rotating frame w.r.t.  $H_0(t) = - \sum_j \omega_{n,j} \hat{\omega}_{n,j} \cdot \vec{I}_j + [(\Omega_0 + F(t) \Omega_1)/2 |1\rangle\langle 0| + \text{H.c.}]$  with  $F(t) = \sum_{n=1}^{\infty} a_n \cos(nvt)$  reads

$$H = e^{i \int_0^t H_0(s) ds} \frac{\sigma_z}{2} \sum_j \vec{A}_j \cdot \vec{I}_j e^{-i \int_0^t H_0(s) ds} = \frac{1}{2} \left[ |+\rangle\langle -| e^{i\Omega_0 t} e^{i \sum_{n=1}^{\infty} \frac{a_n c_1}{nv} \sin(nvt)} + \text{H.c.} \right] \sum_j \left[ A_{x,j}^\perp I_{x,j} \cos(\omega_{n,j} t) + A_{y,j}^\perp I_{y,j} \sin(\omega_{n,j} t) + A_{z,j}^\parallel I_{z,j} \right], \quad (S6)$$

where we have used the property

$$e^{i\vec{l}_j \cdot \vec{l}} \vec{I}_j \cdot \vec{b} e^{-i\vec{l}_j \cdot \vec{l}} = \vec{I}_j \cdot \{[\vec{b} - (\vec{b} \cdot \hat{l})\hat{l}] \cos \phi - \hat{l} \times \vec{b} \sin \phi + (\vec{b} \cdot \hat{l})\hat{l}\}. \quad (S7)$$

Now, the strategy to search for resonances is to look for the time independent terms in Eq. (S6) that appear by multiplying the exponentials  $e^{i\Omega_0 t} e^{i \sum_{n=1}^{\infty} \frac{a_n \Omega_1}{n\nu} \sin(n\nu t)} = \prod_{n=1}^{\infty} \sum_{m=-\infty}^{\infty} J_m\left(\frac{a_n \Omega_1}{n\nu}\right) e^{i(\Omega_0 + mn\nu)t}$  with the terms  $e^{\pm i\omega_{n,j}t}$  that emerge from the functions  $\cos(\omega_{n,j}t)$  and  $\sin(\omega_{n,j}t)$ . In this manner, these time independent terms come out when the following condition (this is Eq. (7) in the main text) applies

$$\Omega_0 + mn\nu = \omega_{n,k}. \quad (S8)$$

#### IV. RESONANT HAMILTONIANS AND NUCLEAR SPIN ADDRESSING

##### A. Resonant Hamiltonians

For the case  $n = m = 1$  and when searching around a certain resonance, for example the one of the  $k$ th nucleus which corresponds to scan for a set of values of  $\nu$  such that  $\nu \approx \omega_{n,k} - \Omega_0$ , the Hamiltonian in Eq. (6) of the main text, or Hamiltonian (S6) in this Supplemental Material is (note that other cases for arbitrary  $n$  and  $m$  work in the same manner)

$$H \approx J\left(\frac{a_1 \Omega_1}{\nu}\right) / 4 \left[ |+\rangle\langle -| e^{i(\Omega_0 + mn\nu)t} + \text{H.c.} \right] \left[ A_{x,k}^{\perp} I_{x,k} (e^{i\omega_{n,k}t} + e^{-i\omega_{n,k}t}) - i A_{y,k}^{\perp} I_{y,k} (e^{i\omega_{n,k}t} - e^{-i\omega_{n,k}t}) + A_{z,k}^{\parallel} I_{z,k} \right]. \quad (S9)$$

The term involving the  $z$ -components of the hyperfine field,  $A_{z,k}^{\parallel}$  is eliminated because of the fast oscillatory functions  $e^{i(\Omega_0 + mn\nu)t}$ . Imposing the resonant condition  $\nu \approx \omega_{n,k} - \Omega_0$  we get

$$H \approx \frac{A_{x,k}^{\perp}}{2} J\left(\frac{a_1 \Omega_1}{\nu}\right) \left[ |+\rangle\langle -| e^{i\delta t} I_k^+ + \text{H.c.} \right] \quad (S10)$$

where  $\delta = \Omega_0 + \nu - \omega_{n,k}$ . In this manner, when  $\delta \gg \frac{A_{x,k}^{\perp}}{2} J\left(\frac{a_1 \Omega_1}{\nu}\right)$  there is no signal as the RWA applies averaging out the Hamiltonian in Eq. (S10). In addition, if  $\delta = 0$  we get Eq. (8) of the main text.

##### B. Nuclear Spin Addressing

The presence of the  $J\left(\frac{a_1 \Omega_1}{\nu}\right)$  functions in the effective interactions that emerge from our method allows to induce a better nuclear spin selectivity. For example, if we consider a situation involving two nuclear spins with resonance frequencies  $\omega_{n,1}$  and  $\omega_{n,2}$ , and if we set  $\nu$  such that we are on resonance with the first nucleus, i.e.  $\nu = \omega_{n,1} - \Omega_0$ , the effective Hamiltonian that appears is

$$H \approx \frac{A_{x,1}^{\perp}}{2} J\left(\frac{a_1 \Omega_1}{\nu}\right) \left[ |+\rangle\langle -| I_1^+ + \text{H.c.} \right] + \frac{A_{x,2}^{\perp}}{2} J\left(\frac{a_1 \Omega_1}{\nu}\right) \left[ |+\rangle\langle -| e^{i(\omega_{n,1} - \omega_{n,2})t} I_2^+ + \text{H.c.} \right]. \quad (S11)$$

Then, if we want to address the first nuclear spin, we need to eliminate the coupling with the second nucleus. The latter can be done thanks to the presence of the function  $J\left(\frac{a_1 \Omega_1}{\nu}\right)$  in the effective NV-nucleus coupling, its value can be easily tuned by delivering a lower microwave intensity, i.e. a small value for  $\Omega_1$ . This effect can be seen in Fig. 2. of the main text for a coupled nuclear cluster involving three spins.

#### V. THE METHOD WITH AMPLITUDE MODULATED MICROWAVE RADIATION

In this section we show the performance of the amplitude modulated method for achieving nuclear spin selectivity. More specifically we used the following Hamiltonian

$$H = - \sum_j \omega_{n,j} \hat{\omega}_{n,j} \cdot \vec{I}_j + \frac{\sigma_z}{2} \sum_j \vec{A}_j \cdot \vec{I}_j + \left[ \frac{\Omega_0 - \Omega_1 \sin(\nu t)}{2} \right] \left[ |1\rangle\langle 0| + |0\rangle\langle 1| \right]. \quad (S12)$$



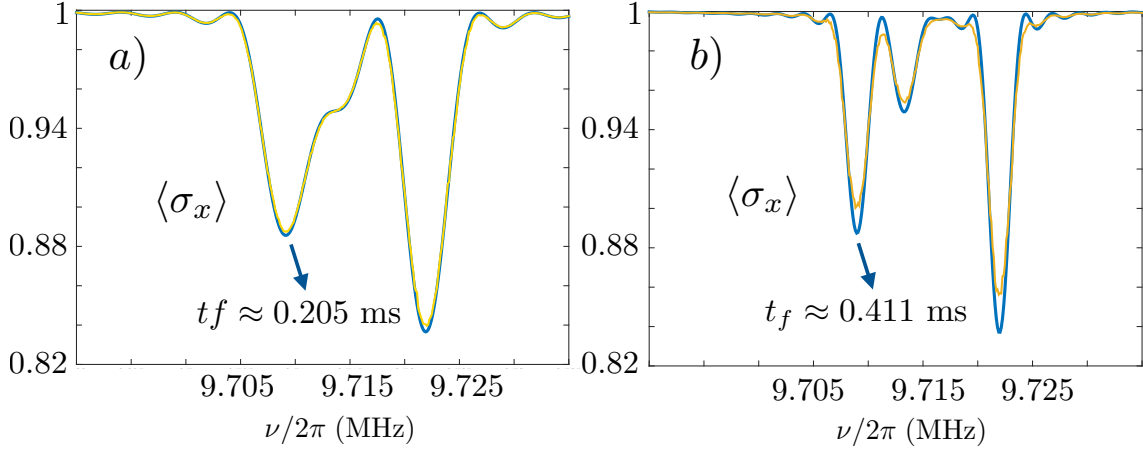


FIG. S1. Nuclear signal (solid blue and yellow) of a NV coupled to three nuclear spins. The final time of the evolution is a)  $t_f \approx 0.205$  ms and b)  $t_f \approx 0.411$  ms. For the simulations we used nuclei with hyperfine vectors such that  $\vec{A}_1 = (2\pi) \times [-6.71, 11.62, -17.09]$  kHz,  $\vec{A}_2 = (2\pi) \times [-8.21, 23.70, -34.30]$  kHz, and  $\vec{A}_3 = (2\pi) \times [67.68, 195.39, -82.90]$  kHz. The noisy cases (yellow lines) include in the simulations fluctuations of the driving amplitude according to a OU process with 200 runs.

as the starting point of our simulations

In Fig. S1 we have simulated the same nuclear spin cluster used in the main text for two amplitude-modulated microwave sequences of different duration (see caption for details). Interestingly, although the amplitude-modulated sequences are displayed for the same time than the phase-modulated sequences presented in Fig. 2 of the main text, the former lead to a weaker signal. This is because the resonant Hamiltonian for the amplitude-modulated sequences is

$$H \approx \frac{A_{x,k}^\perp}{2} J_1\left(\frac{\Omega_1}{\nu}\right) \left[ |i\rangle\langle +| (-I_k^+ - i| - \rangle\langle +| I_k^-] \right], \quad (\text{S13})$$

where for the effective coupling appears the term  $J_1\left(\frac{\Omega_1}{\nu}\right)$  which is smaller than  $J_1\left(\frac{\Omega_1 a_1}{\nu}\right)$  (as  $a_1 = 4/\pi > 1$ ) that it is present in the resonant Hamiltonian for phase-modulated sequences, see Eq. (8) in the main text.

## VI. POWER CONSUMPTION

The average energy required to produce a certain driving can be computed as

$$E = \int_0^{t_f} |\vec{P}| dt \quad (\text{S14})$$

where  $\vec{P} = (\vec{E} \times \vec{B})/\mu_0$  is the Poynting vector accounting for the energy per unit of area and time that an electromagnetic wave carries being  $\mu_0$  the vacuum permeability. The large wavelength of the microwave radiation enable us to assume the external driving as plane waves that interact with the electronic spin through  $H = |\gamma_e| B_x(t) S_x$  where the magnetic field is polarised in the  $x$  direction. Associated with this magnetic field there is an electric field  $\vec{\nabla} \times \vec{E} = -\partial_t \vec{B}$ . Without any loss of generality we can also assume that the magnetic field propagates in the  $\hat{y}$  direction  $\vec{B}(y, t) = B_x(t) \cos(\omega t - ky + \varphi) \hat{x}$ . After deducing the electric field related to  $\vec{B}(y, t)$  and making use of the Poynting vector we can compute the energy flux of the electromagnetic wave

$$|\vec{P}| = \frac{2c}{\mu_0 \gamma_e^2} \Omega^2(t) \tilde{c}^2(t) + \frac{2}{\mu_0 \gamma_e^2 k} \Omega(t) \left( \frac{\partial}{\partial t} \Omega(t) \right) \tilde{s}(t) \tilde{c}(t), \quad (\text{S15})$$

with  $\tilde{c}(t) = \cos(\omega t + \phi)$  and  $\tilde{s}(t) = \sin(\omega t + \phi)$ . Here  $c = \omega/k$ ,  $\phi = \varphi - ky_0$  (we compute the energy flow at the NV position  $y_0$ ), and we made use of our convention  $\sqrt{2}\Omega = B_x \gamma_e$  which is commented in the main text. Introducing in this expression a particular driving profile  $\Omega(t)$  the energy of the electromagnetic field –i.e. the average energy, is obtained for a given sensing protocol.