

Adaptive MCMC for Generalized Method of Moments with Many Moment Conditions

Masahiro Tanaka*

June 25, 2019

Abstract

A generalized method of moments (GMM) estimator is unreliable when the number of moment conditions is large, that is, it is comparable or larger than the sample size. While a number of provisions for this problem is proposed in classical GMM literature, the literature on its Bayesian counterpart (i.e., Bayesian inference using a GMM criterion as a quasi-likelihood) has paid scant attention to this problem. This study fills this gap by proposing an adaptive Markov Chain Monte Carlo (MCMC) approach to a GMM inference with many moment conditions. Particularly, this study focuses on the adaptive tuning of a weighting matrix on the fly. Our proposal consists of two elements. The first is the use of the nonparametric eigenvalue-regularized precision matrix estimator, which contributes to numerical stability. The second is the random update of a weighting matrix, which substantially reduces computational cost, while maintaining the accuracy of the estimation. A simulation study and real data application are then presented to illustrate the performance of the proposed approach in comparison with existing approaches.

Keywords: Bayesian analysis, generalized method of moments, many instruments problem, adaptive Markov chain Monte Carlo, nonparametric eigenvalue-regularization precision estimator

JEL Codes: C11, C15, C18

1 Introduction

The generalized method of moments (GMM) is a widely used statistical framework (Hansen, 1982; Hall, 2005). Under GMM, unknown parameters are estimated via a set of moment conditions. A parameter estimate is obtained by minimizing a GMM criterion constructed as a quadratic form and composed of a vector of the sample mean of the moment conditions and a weighting matrix. While GMM uses only lower-order moments, thus being statistically less efficient than full-information methods such as the maximum likelihood method, it has many advantages, including robustness to model misspecification, nonparametric treatment of heteroskedasticity, and computational simplicity.

This study focuses on the Bayesian version of GMM. A GMM criterion can be viewed as a quasi-likelihood, being theoretically equivalent to the Laplace approximation of the true likelihood around its mode (Chernozhukov and Hong, 2003). Exploiting this feature, one can conduct

*Graduate School of Economics, Waseda University; Director-General for Policy Planning (Statistical Standards), Ministry of Internal Affairs and Communications. Address: 1-6-1, Nishi-Waseda, Shinjuku-ku, Tokyo 169-8050 Japan, Email: gspddlnit45@toki.waseda.jp.

a (quasi-)Bayesian inference by replacing true likelihood with a GMM criterion, as discussed by, for example, Kim (2002); Yin (2009).¹ Posterior draws from a quasi-posterior density (product of quasi-likelihood and prior density) can be simulated using standard Bayesian Markov Chain Monte Carlo (MCMC) techniques, such as the Metropolis-Hastings algorithm. In this paper, we call this inferential approach Bayesian GMM, in contradistinction to classical GMM.

A GMM criterion has many moment conditions for applications, making the estimator considerably unreliable. There are cases where the number of moment conditions can be large, including dynamic panel models (e.g., Arellano and Bond, 1991; Blundell and Bond, 1998; Roberts and Rosenthal, 2009; Vieira et al., 2012), instrumental variable methods (e.g., Chernozhukov and Hansen, 2005, 2013), and identification through heteroskedasticity (Lewbel, 2012).

The literature on classical GMM proposes several provisions to the problem such as systematic moment selection (Andrews, 1999; Andrews and Lu, 2001; Hall and Peixe, 2003; Hall et al., 2007; Okui, 2009; Donald et al., 2009; Canay, 2010; DiTraglia, 2016; Chang and DiTraglia, 2018), averaging (Chen et al., 2016), and shrinkage estimation (Liao, 2013; Fan and Liao, 2014; Cheng and Liao, 2015; Caner et al., 2018). On the contrary, the literature on Bayesian GMM has paid scant attention to the problem, although remedies tailored to classical GMM are not straightforwardly applicable to Bayesian GMM. Therefore, the purpose of this study is to bridge this gap by proposing a novel method to deal with Bayesian GMM with many moment conditions.

For both classical and Bayesian GMM, choosing a good weighting matrix is a significant issue. It is theoretically optimal to set a weighting matrix to the precision matrix (i.e., the inverse of the covariance matrix) of moment conditions, evaluated based on true parameter values. Since this approach is infeasible in practice, two-step and continuously updated estimators are commonly used in classical GMM (Hansen, 1982; Hansen et al., 1996). By contrast, the literature on Bayesian GMM has paid less attention to the weighting matrix choice. Chernozhukov and Hong (2003), who use the random-walk Metropolis-Hastings algorithm, suggest recomputing the weighting matrix each time a parameter proposal is drawn; a posterior mean of the weighting matrix is supposed to be optimal on average. In this approach, the unknown parameters and a weighting matrix are updated concurrently. Consequently, the surface of the quasi-posterior becomes complicated, making the MCMC algorithm inefficient and unstable. To tackle this problem, Yin et al. (2011) propose an approach they call stochastic GMM, where unknown parameters are updated one by one and the corresponding weighting matrix is also updated accordingly. Their approach improves the numerical stability of the posterior simulator by suppressing changes in the posterior in a single cycle. However, this approach requires so many matrix inversions of the weighting matrix that it is not practical for models with many moment conditions.

There are two difficulties in setting a weighting matrix when the number of moment conditions is large. First, as in classical GMM, the sample estimate of the covariance matrix of the moment conditions is unreliable, and the inversion of the covariance matrix can amplify estimation errors. Second, it is computationally demanding because the inversion of the sample covariance matrix is repeatedly computed. This problem is specific to Bayesian GMM.

In this study, we develop an adaptive MCMC approach to deal with the problem of many moment conditions in Bayesian GMM. The proposal consists of two main contributions. First, we propose estimating the precision matrix of the moment conditions using the nonparametric eigenvalue-regularized precision matrix estimator developed by Lam (2016). This estimator is more numerically stable than the standard estimator. Through a series of Monte Carlo experiments, we show that the proposed approach outperforms existing ones in terms of both statistical

¹See also Belloni and Chernozhukov (2009); Li and Jiang (2016) for a discussion of theoretical properties.

and computational efficiency. Second, we propose a random updating of a weighting matrix using the recursive mean of the posterior samples. In our approach, adaptation probabilities are set to decrease exponentially, which ensures the validity of the MCMC algorithm, and significantly saves computational cost. Even if the number of moment conditions is significantly smaller than the sample size, a GMM estimator can be ill-posed. While our primary focus is the problem posed by many moment conditions, the proposed approach can also be beneficial to cases where the number of moment conditions is not so many, as shown in the subsequent sections.

The rest of the paper is structured as follows. Section 2 introduces the proposed approach. Section 3 conducts a simulation study. In Section 4, we apply the approach to a real data problem as an example. Section 5 concludes the paper with a discussion.

2 Method

2.1 Setup and challenges

We consider the Bayesian inference of a statistical model by means of a set of moment conditions. Assume that a likelihood function can be approximated by a quasi-likelihood based on a generalized method of moments (GMM) criterion (Hansen, 1982). We call this inferential approach Bayesian GMM (Kim, 2002; Yin, 2009). Given data \mathcal{D} and an L -dimensional parameter θ , a quasi-likelihood is derived from the GMM criterion:

$$q(\theta; \mathcal{D}) = \left(\frac{2\pi}{N} \right)^{-\frac{K}{2}} \det(\mathbf{W})^{\frac{1}{2}} \exp \left[-\frac{N}{2} \bar{\mathbf{m}}(\theta)^\top \mathbf{W} \bar{\mathbf{m}}(\theta) \right],$$

$$\bar{\mathbf{m}}(\theta) = \frac{1}{N} \sum_{n=1}^N \mathbf{m}_n(\theta),$$

$$\mathbf{m}_n(\theta) = (m_{n,1}(\theta), \dots, m_{n,K}(\theta))^\top, \quad n = 1, \dots, N,$$

where $\mathbf{m}_n(\theta)$ is a K -dimensional vector of moment conditions, $\bar{\mathbf{m}}(\theta)$ contains the sample means of the moment conditions, \mathbf{W} is a symmetric positive definite weighting matrix, and N is the sample size. A GMM criterion can be seen as the Laplace approximation of the negative true likelihood evaluated around the mode (Chernozhukov and Hong, 2003). Given a prior density $p(\theta)$, the posterior density $p(\theta|\mathcal{D})$ is approximated as

$$p(\theta|\mathcal{D}) \approx \frac{q(\theta|\mathcal{D}) p(\theta)}{\int q(\theta'|\mathcal{D}) p(\theta') d\theta'}, \quad (1)$$

where the denominator is generally unknown but constant. The posterior samples $\theta_{[j]} = (\theta_{[j],1}, \dots, \theta_{[j],L})^\top$ are drawn from this target density (evaluated up to the normalizing constant) using Bayesian simulation techniques. In this study, we consider using Metropolis-Hastings algorithm as in previous studies (e.g., Chernozhukov and Hong, 2003; Yin, 2009).

As in classical GMM, the statistical efficiency of the Bayesian GMM critically depends on the choice of the weighting matrix \mathbf{W} . \mathbf{W} is optimal when it is set to the precision matrix of the moment conditions based on true parameter values θ_0 . This choice is optimal in that it minimizes the Kullback-Leibler divergence of the true data generating process to the set of all asymptotically less restrictive distributions (Li and Jiang, 2016). Let $\mathbf{M}(\theta) = (\mathbf{m}_1(\theta), \dots, \mathbf{m}_N(\theta))^\top$ denote an N -by- K matrix of the moment conditions. The optimal choice of weighting matrix

in finite sample is

$$\mathbf{W}(\boldsymbol{\theta}_0) = \left[N^{-1} \mathbf{M}(\boldsymbol{\theta}_0)^\top \mathbf{M}(\boldsymbol{\theta}_0) \right]^{-1}.$$

In classical GMM, it is a common practice to employ the two-step (Hansen, 1982) or continuously updated estimators (Hansen et al., 1996). The two-step estimation method obtains a first-stage estimate using an arbitrary weighting matrix (e.g., an identity matrix), then obtains a second-stage estimate using a weighting matrix to a precision matrix of the moment conditions based on the first-stage estimate. The continuously updating estimation method repeats the two-step estimation for more than one time.

Despite its critical importance, the practical choice of \mathbf{W} in the context of Bayesian GMM has received rather scant attention. A straightforward approach to choosing \mathbf{W} , which is employed by, for instance, Chernozhukov and Hong (2003); Yin (2009), can be described as follows. At the j th MCMC iteration, given the current parameters $\boldsymbol{\theta}_{[j-1]}$, a proposal $\boldsymbol{\theta}'$ is simulated for a proposal density $p(\boldsymbol{\theta}'|\boldsymbol{\theta}_{[j-1]})$. For simplicity, we assume the density is symmetric, e.g., a normal distribution. The weighting matrix is set to the precision matrix of the moment condition based on $\boldsymbol{\theta}'$, that is, the parameter vector and weighting matrix are concurrently proposed and updated (i.e., accepted or rejected). We call this approach the concurrent GMM. The Metropolis-Hastings (MH) ratio is calculated as

$$\begin{aligned} \alpha(\boldsymbol{\theta}', \boldsymbol{\theta}_{[j-1]}) &= \frac{q(\boldsymbol{\theta}'|\mathcal{D}) p(\boldsymbol{\theta}') p(\boldsymbol{\theta}'|\boldsymbol{\theta}_{[j-1]})}{q(\boldsymbol{\theta}_{[j-1]}|\mathcal{D}) p(\boldsymbol{\theta}_{[j-1]}) p(\boldsymbol{\theta}_{[j-1]}|\boldsymbol{\theta}')} \\ &= \frac{\det(\mathbf{W}(\boldsymbol{\theta}'))^{\frac{1}{2}} \exp\left[-\frac{N}{2} \bar{\mathbf{m}}(\boldsymbol{\theta}')^\top \mathbf{W}(\boldsymbol{\theta}') \bar{\mathbf{m}}(\boldsymbol{\theta}')\right] p(\boldsymbol{\theta}')}{\det(\mathbf{W}(\boldsymbol{\theta}_{[j-1]}))^{\frac{1}{2}} \exp\left[-\frac{N}{2} \bar{\mathbf{m}}(\boldsymbol{\theta}_{[j-1]})^\top \mathbf{W}(\boldsymbol{\theta}_{[j-1]}) \bar{\mathbf{m}}(\boldsymbol{\theta}_{[j-1]})\right] p(\boldsymbol{\theta}_{[j-1]})}. \end{aligned}$$

This approach is motivated by setting a weighting matrix to an optimal one on average. Note that uncertainty about \mathbf{W} is inherently different from that about $\boldsymbol{\theta}$; \mathbf{W} is not inferred using a prior but it is crudely tuned along the posterior simulation.

Yin et al. (2011) argue this approach is numerically unstable, because the concurrent updating of $\boldsymbol{\theta}$ and \mathbf{W} complicates the surface of the target kernel, resulting in an inefficient move of the MH sampler. They propose an alternative approach, named stochastic GMM, where the elements of $\boldsymbol{\theta}$ are updated one by one, keeping \mathbf{W} unchanged. This approach is designed to update $\boldsymbol{\theta}$ and \mathbf{W} gradually, suppressing instantaneous changes in the shape of the target kernel. Let $\boldsymbol{\theta}_{[j,l]} = (\theta_{[j,l],1}, \dots, \theta_{[j,l],l}, \theta_{[j,l-1],l+1}, \dots, \theta_{[j,l-1],L})^\top$ denote a state at the j th MCMC iteration after the l th parameter was updated. Once a proposed value of $\theta'_{[j,l],l}$ is simulated, a proposal is constructed as $\boldsymbol{\theta}'_{[j,l]} = (\theta_{[j,l],1}, \dots, \theta_{[j,l],l-1}, \theta'_{[j,l],l}, \theta_{[j,l-1],l+1}, \dots, \theta_{[j,l-1],L})^\top$, and the MH ratio is given by

$$\alpha(\boldsymbol{\theta}'_{[j,l]}, \boldsymbol{\theta}_{[j,l-1]}) = \frac{\exp\left[-\frac{N}{2} \bar{\mathbf{m}}(\boldsymbol{\theta}'_{[j,l]})^\top \mathbf{W}(\boldsymbol{\theta}_{[j,l-1]}) \bar{\mathbf{m}}(\boldsymbol{\theta}'_{[j,l]})\right] p(\boldsymbol{\theta}'_{[j,l]})}{\exp\left[-\frac{N}{2} \bar{\mathbf{m}}(\boldsymbol{\theta}_{[j,l-1]})^\top \mathbf{W}(\boldsymbol{\theta}_{[j,l-1]}) \bar{\mathbf{m}}(\boldsymbol{\theta}_{[j,l-1]})\right] p(\boldsymbol{\theta}_{[j,l-1]})}.$$

The underlying justification of this approach is exactly same as the concurrent GMM. Yin et al. (2011) prove that expectation of \mathbf{W} in the concurrent GMM is probabilistically equal to that in the stochastic GMM. When the number of moment conditions is large, this approach is computationally heavy, because it requires many matrix inversions.

There are two challenges with regard to the choice of the weighting matrix for Bayesian GMM, especially when the number of moment conditions K is large, that is, K is comparable to

or even larger than the sample N . The first is that when K is large, the covariance of the moment condition is ill-estimated, and estimation errors are amplified through matrix inversions. As mentioned in Section 1, remedies in classical GMM literature cannot be directly imported to Bayesian GMM. Using the Moore-Penrose generalized inverse is a simple solution, but it does not work well, as shown by the simulation study reported in Section 3.² The second challenge is computational cost. The existing approaches require repeated inversion of the sample covariance of the moment conditions, thus imposing severe computational loads.

2.2 Proposed approach

The proposal of this study is comprised of two elements: regularized precision matrix estimation and random update of weighting matrix.

First, we propose to compute \mathbf{W} using the nonparametric eigenvalue-regularized (NER) precision matrix estimator (Lam, 2016).³ Given $\boldsymbol{\theta}$, the moment conditions are partitioned as $\mathbf{M}(\boldsymbol{\theta}) = \left(\mathbf{M}_1(\boldsymbol{\theta})^\top, \mathbf{M}_2(\boldsymbol{\theta})^\top \right)^\top$, where the sizes of $\mathbf{M}_1(\boldsymbol{\theta})$ and $\mathbf{M}_2(\boldsymbol{\theta})$ are N_1 -by- K and N_2 -by- K , respectively. The covariance matrices of the sub-samples are computed in a standard manner: $\tilde{\Sigma}_i = N_i^{-1} \mathbf{M}_i(\boldsymbol{\theta})^\top \mathbf{M}_i(\boldsymbol{\theta})$, $i = 1, 2$. Let $N_1 = N^*$ and $N_2 = N - N^*$. The eigenvalue decomposition of $\tilde{\Sigma}_i$ is represented by $\tilde{\Sigma}_i = \mathbf{P}_i \mathbf{D}_i \mathbf{P}_i^\top$, $i = 1, 2$, where $\mathbf{D}_i = \text{diag}(d_{i,1}, \dots, d_{i,K})$ is a diagonal matrix containing the eigenvalues of $\tilde{\Sigma}_i$, $d_{i,1} \geq \dots \geq d_{i,K}$, and $\mathbf{P}_i = (\mathbf{p}_{i,1}, \dots, \mathbf{p}_{i,K})$ is a matrix composed of the corresponding eigenvectors. Following Lam (2016), the sample covariance matrix is estimated as

$$\tilde{\Sigma}_{NER} = \mathbf{P}_1 \left[\left(\mathbf{P}_1^\top \tilde{\Sigma}_2 \mathbf{P}_1 \right) \odot \mathbf{I}_K \right] \mathbf{P}_1^\top,$$

where \mathbf{I}_K is a K -dimensional identity matrix, and \odot denotes the Hadamard product. Therefore, the corresponding precision matrix is given by

$$\mathbf{W}(\boldsymbol{\theta}) = \mathbf{P}_1 \left[\left(\mathbf{P}_1^\top \tilde{\Sigma}_2 \mathbf{P}_1 \right) \odot \mathbf{I}_K \right]^{-1} \mathbf{P}_1^\top. \quad (2)$$

Lam (2016) suggests improving this estimator by averaging many (e.g., 50) estimates using different sets of partitioned data that are generated via random permutation. For robustness, we also randomly permute $\mathbf{m}_n(\boldsymbol{\theta})$, $n = 1, \dots, N$, for each computation of \mathbf{W} .

The choice of the split location N^* is non-trivial. Theorem 5 of Lam (2016, p. 941) suggests that when $K/N \rightarrow c$, it is asymptotically efficient to choose $N^* = N - aN^{1/2}$, with some constants $c, a > 0$. However, this poses two difficulties. First, this asymptotic property is not applicable when N^*/N goes to a constant smaller than 1. Second, there is no practical guidance for setting a . Lam (2016) proposes to choose N^* to minimize the following criterion by means of a grid search:

$$g(N^*) = \left\| \sum_{m=1}^M \left(\tilde{\Sigma}_{NER}^{(m)} - \tilde{\Sigma}_2^{(m)} \right) \right\|_F^2, \quad (3)$$

where the superscripts for Σ s denote indices for different permutations, M is a number of permutations executed, and $\|\cdot\|_F$ denotes the Frobenius norm. Lam (2016) considers the following grid as a set of candidates for N^* :

$$\{2N^{1/2}, 0.2N, 0.4N, 0.6N, 0.8N, N - 2.5N^{1/2}, N - 1.5N^{1/2}\}. \quad (4)$$

²See Satchchai and Schmidt (2008) on this point for frequentist GMM.

³Abadir et al. (2014) consider a closely related covariance estimator.

In our framework, one might consider tuning N^* adaptively based on the above criterion as well. However, we do not adopt such a strategy, because the criterion is not informative enough to pin down the optimal choice of N^* , as shown in the subsequent section. A default choice in this study is $N^* = 0.6N$, that is, the median of Lam’s (2016) grid. As shown in the next section, simulated posteriors are not sensitive to N^* , as long as N^* is within a moderate range.

In frequentist GMM, Doran and Schmidt (2006) suggest using principal components of a weighting matrix. From the author’s experience, a strategy using the standard principal component analysis to estimate the weighting matrix does not work well for Bayesian GMM, which is not considered in this study.

Next, we consider randomly updating a weighting matrix \mathbf{W} . We explicitly treat \mathbf{W} as a tuning parameter, and update it on the fly as in adaptive MCMC algorithms (Haario et al., 2001; Andrieu and Thoms, 2008; Roberts and Rosenthal, 2009). Our adaptation procedure is motivated by Bhattacharya and Dunson (2011). At the j th MCMC iteration, the adaptation of \mathbf{W} occurs with probability $s(j) = \exp(\alpha_0 + \alpha_1 j)$, regardless of the previous proposal being accepted or rejected. Throughout the study, we chose $\alpha_0 = -1$ and $\alpha_1 = -10/J_{warmup}$, where J_{warmup} denotes a number of warmup iterations. If an adaptation occurs, \mathbf{W} is updated using the means of the previous sample obtained; at the j th iteration, $\bar{\boldsymbol{\theta}}_{[j-1]} = (j-1)^{-1} \sum_{j'=1}^{j-1} \boldsymbol{\theta}_{[j']}$. After warmup iterations, \mathbf{W} is fixed to the end. This adaptation strategy satisfies the convergence condition in Theorem 5 of Roberts and Rosenthal (2007). In our implementation, at every j th iteration, a random variable is simulated from a standard uniform distribution, $u_j \sim \mathcal{U}(0, 1)$, and \mathbf{W} is updated if $u_j < s(j)$, where $\mathcal{U}(a, b)$ denotes a uniform distribution with support on interval (a, b) . At the j th iteration, given a proposal $\boldsymbol{\theta}'$, the MH ratio is calculated as

$$\alpha(\boldsymbol{\theta}', \boldsymbol{\theta}_{[j-1]}) = \frac{\exp\left[-\frac{N}{2} \bar{\mathbf{m}}(\boldsymbol{\theta}')^\top \mathbf{W}(\bar{\boldsymbol{\theta}}_{[j-1]}) \bar{\mathbf{m}}(\boldsymbol{\theta}')\right] p(\boldsymbol{\theta}')}{\exp\left[-\frac{N}{2} \bar{\mathbf{m}}(\boldsymbol{\theta}_{[j-1]})^\top \mathbf{W}(\bar{\boldsymbol{\theta}}_{[j-1]}) \bar{\mathbf{m}}(\boldsymbol{\theta}_{[j-1]})\right] p(\boldsymbol{\theta}_{[j-1]})}.$$

This treatment of \mathbf{W} does not conflict with the theoretical results of Bayesian GMM (e.g., Kim 2002; Chernozhukov and Hong 2003; Belloni and Chernozhukov 2009; Li and Jiang 2016). Whilst in the existing literature there is a discrepancy between theory and practical computation in how a weighting matrix is treated, our treatment of \mathbf{W} is in agreement with the theoretical results than existing approaches.

3 Simulation Study

We compare the proposed approach with alternatives.⁴ We compare the nonparametric eigenvalue-regularization precision matrix estimator given by (2) with the standard estimators specified by

$$\mathbf{W}(\boldsymbol{\theta}) = \begin{cases} \left[N^{-1} \mathbf{M}(\boldsymbol{\theta})^\top \mathbf{M}(\boldsymbol{\theta})\right]^{-1}, & K \leq N, \\ \left[N^{-1} \mathbf{M}(\boldsymbol{\theta})^\top \mathbf{M}(\boldsymbol{\theta})\right]^+, & K > N, \end{cases}$$

where \mathbf{A}^+ denotes the Moore-Penrose generalized inverse of a matrix \mathbf{A} . Six adaptation strategies are considered. The first is fixing the weighting matrix of the moment conditions based on the true parameter value (*Oracle*), the second is the concurrent Bayesian GMM (*Concurrent*) (Chernozhukov and Hong, 2003; Yin, 2009), and the third is the stochastic GMM (*Stochastic*)

⁴The programs in this paper are written in Matlab 2016a (64bit), and executed on an Ubuntu Desktop 16.04 LTS (64bit), running on Intel Xeon E5-2607 v3 processors (2.6GHz).

(Yin et al., 2011). The fourth is a MCMC version of the continuously updating GMM estimator (Hansen et al., 1996) (*Continuous*), that is, \mathbf{W} is updated in each cycle based on the current recursive means of the sampled parameters. The fifth is the random update strategy we propose (*Random*).

We adopt an instrumental variable (IV) regression as laboratory. A true data generating process is specified by the following equations, for $n = 1, \dots, N$,

$$x_n = \mathbf{z}_n^\top \boldsymbol{\delta} + w_n, \quad w_n \sim \mathcal{N}(0, \sigma_x^2), \quad (5)$$

$$y_n = \gamma x_n + \varphi(x_n - \mathbf{z}_n^\top \boldsymbol{\delta}) + u_n, \quad u_n \sim \mathcal{N}(0, \sigma_y^2), \quad (6)$$

where y_n is a response variable, x_n is an endogenous covariate, \mathbf{z}_n is a K -dimensional vector of instruments, u_n and w_n are normally distributed errors, and $\mathcal{N}(\mu, \sigma^2)$ denotes a normal distribution with mean μ and variance σ^2 . $\gamma = 0.5$ is a coefficient to be inferred. $\varphi = 0.2$ is a fixed parameter. The instruments and their corresponding coefficients $\boldsymbol{\delta}$ are generated as follows, for $n = 1, \dots, N$,

$$\mathbf{z}_n \sim \mathcal{N}(\mathbf{0}_K, \mathbf{B}\mathbf{B}^\top + \boldsymbol{\Psi}^2),$$

$$\boldsymbol{\delta} = \mathbf{A}^\top \boldsymbol{\eta}, \quad \mathbf{A} = \mathbf{B}^\top (\mathbf{B}\mathbf{B}^\top + \boldsymbol{\Psi}^2)^{-1},$$

$$\boldsymbol{\eta} = (\eta_1, \dots, \eta_S)^\top, \quad \eta_s \sim \mathcal{U}(0, 1), \quad s = 1, \dots, S,$$

$$\boldsymbol{\Psi}^2 = \text{diag}(\psi_1^2, \dots, \psi_K^2), \quad \psi_k \sim \mathcal{U}(2, 4), \quad k = 1, \dots, K,$$

$$\mathbf{B} = (b_{k,s}), \quad b_{k,s} \sim \mathcal{U}(0, 1), \quad k = 1, \dots, K; \quad s = 1, \dots, S.$$

The variances of the errors are chosen as

$$\sigma_x^2 = \boldsymbol{\delta}^\top (\mathbf{B}\mathbf{B}^\top + \boldsymbol{\Psi}^2) \boldsymbol{\delta},$$

$$\sigma_y^2 = [\gamma^2 (1 + \varsigma_x^2) + \varphi^2 \varsigma_x^2] \sigma_x^2,$$

where ς_x and ς_y control the signal-to-noise ratio in (5) and (6). We fix $\varsigma_x = \varsigma_y = 2$. Unknown parameter γ is inferred through a set of moment conditions,

$$E[(y_n - \gamma x_n) \mathbf{z}_n] = \mathbf{0}_K.$$

We assign a flat prior on γ , $p(\gamma) \propto 1$. The sample size is fixed at $N = 200$. We consider three scenarios with different numbers of instruments $K = \{50, 150, 250\}$. For posterior sampling, we employ an adaptive MH sampler of Vihola (2012), which automatically tunes the covariance of a proposal density. The tuning parameters of the sampler are chosen as in Vihola (2012). For all experiments, we simulate a total of 70,000 draws: the initial 20,000 draws are used for warmup and the subsequent 50,000 for posterior estimates. The initial value of γ is randomly generated from a uniform distribution with interval $(-2.5, 3.5)$. \mathbf{W} is initialized to an identity matrix. We evaluate the results according to four measures. The first is the failure rate (Fail): when the estimated interquantile range of a target posterior density is larger than 1 or smaller than 0.01, we regard the MCMC run as failed. The second is the mean squared error of the posterior mean estimate (MSE). The third is the inter-quantile range of the posterior density (IQR). The fourth is the total computation time measured in seconds (Speed). We conduct 500 experiments.

We compare the results for the precision matrix estimators. The left half of Table 1 shows the results for the standard precision matrix estimator and the right half shows those for the NER estimator. The upper part of Table 1 reports the results for $K = 50$, the middle part for

$K = 150$, and the lower part for $K = 250$. When $K > N$, while the posterior simulations using the standard estimator are unsuccessful, the NER estimator always provides reasonable posterior estimates. Therefore, when $K > N$, only the NER estimator is a viable option. In terms of MSE, the NER estimator outperforms the standard estimator overall. Even when the number of moment conditions K is smaller than the sample size N , the NER estimator is likely to obtain a more accurate posterior mean estimate than the standard precision estimator. It is also worth mentioning that, when $K > N$, the posterior simulation using the NER estimator is almost as precise as the cases with $K < N$. A comparison between the results for the *Oracle* cases with different precision estimators and $K = 50, 150$ reveals that the NER estimator is not better than the standard one, but the gain from the numerical stability of the NER estimator outweighs its efficiency loss.

We also investigate the sensitivity of the above results to the choice of split location N^* . We conduct Monte Carlo experiments using different N^* and two preferred adaptation strategies, *Stochastic* and *Random*. Following Lam (2016), we consider the grid of (4) (each N^* is rounded to the nearest integer). Table 2 shows that the NER estimator consistently outperforms the standard estimator, irrespective of the split location choice. In terms of MSE, a moderate value of N^* is preferred. To investigate how much this result is in agreement with the criteria based on the Frobenius norm (3), we simulate the values of (3) for different random permutations of the moment conditions using the true parameter. Panel (a) of Figure 2 reports the median and 90 percentile intervals of the simulated values for a fine grid $\{0.1N, 0.15N, \dots, 0.9N\}$. We only report the results for $K = 250$, as those for $K = 50, 150$ are qualitatively similar. As evident from the panel, an extremely high N^* is not preferred, but the criterion is not informative enough to select a good N^* from a considerably large range. The variability of the criterion is not attributable to the small sample size. We conduct the same simulation as in panel (a) but the sample size increases to $N = 5,000$. Panel (b) of Figure 2 shows the results. As is the case of $N = 200$, the values of the criterion based on the Frobenius norm are almost indifferent for a large range. As such, we recommend setting N^* to approximately half the sample size as default.

Next, we compare the results for the adaptation strategies. There are five points worth mentioning. First, *Concurrent* does not work despite high computational cost. Second, the relative advantage of *Stochastic* to *Concurrent* in terms of numerical stability is in line with Yin et al. (2011). Third, in terms of MSE, all *Stochastic*, *Continuous*, and *Random* work well. *Stochastic* is better than *Continuous* and *Random*, while *Continuous* and *Random* are comparable. Fourth, as shown by the IQR estimates, *Continuous* and *Random* are more optimistic than *Stochastic*. Fifth, *Random* is much faster than *Stochastic* and *Continuous*. Figure 1 provides a typical example of recursive posterior mean and the occurrence of random adaptation (NER estimator, $K = 150$). From this figure, a posterior mean is fairly fast to converge, which indicates that most updates of the weighting matrix in *Continuous* are essentially redundant. We find *Random* has a good balance between statistical and computational efficiency, so that it is recommendable for a test run. Compared with *Random*, *although Stochastic* is computationally demanding, it is more accurate and conservative. Therefore, it is suitable for a final estimate.

4 Application

To demonstrate the proposed method, we apply it to a demand analysis for automobiles. Berry et al. (1995) consider an IV regression model of demand for automobiles specified by

$$y_{i,t} = \gamma p_{i,t} + \boldsymbol{\delta}^\top \mathbf{x}_{i,t} + u_{i,t},$$

$$y_{i,t} = \log(s_{i,t}) - \log(s_{0,t}).$$

$s_{i,t}$ denotes the market share of product i on market t , with subscript 0 denoting the outside option. The treatment $p_{i,t}$ is the product price. $u_{i,t}$ is an error term, and γ and δ are the parameters to be estimated. The primary focus of this application is the inference of γ .

We consider two specifications.⁵ The first specification coincides with Berry et al. (1995) as follows. A vector of covariates \mathbf{x}_n includes four covariates, namely, air conditioning dummy, horsepower to weight ratio, miles per dollar, and vehicle size. A set of instruments contains the four covariates and ten variables, namely, sum of each covariate taken across models made by product t 's firm, sum of each covariate taken across competitor firms' products, total number of models produced by product t 's firm, and total number of models produced by the firm's competitors. The second specification is an extension of the first, which is considered in Chernozhukov et al. (2015). \mathbf{x}_n and \mathbf{z}_n are extended from the first case by incorporating a time trend, quadratic and cubic terms of all continuous covariates, and first-order interaction terms. The numbers of the instruments in the first and second specifications are 10 and 48, respectively. The sample size is 2,217, being larger than the numbers of instruments. Nevertheless, because of ill-posedness of the data set, the covariance of a classical estimator is nearly singular. We use a constant prior; thus, if the relationship between the instruments and the treatment is linear and the distributions of residuals are normal, a posterior estimate coincides with a two-stage least square estimate. The posterior estimate is obtained using different combinations of precision matrix estimators and the adaptation of proposal density. A total of 250,000 posterior draws are sampled with the last 200,000 drawn for posterior analysis.

Table 3 summarizes the results of the posterior estimate for the coefficient on price. Although the number of moment conditions is fairly smaller than the sample size, MCMC runs using existing adaptation strategies (*Concurrent* and *Stochastic*) and the standard precision estimator fails to converge. By contrast, MCMC runs using the NER estimator obtain sensible posterior samples, irrespective of the adaptation strategy. For comparison, Table 3 also includes the estimates obtained using four alternative methods. The first two are conventional: ordinary least squares (OLS) and two-stage least squares (2SLS) methods. The second two are state-of-the-art: IV with instrument selection based on a least absolute shrinkage and selection operator (Chernozhukov et al., 2015), and Bayesian IV with a factor shrinkage prior (Hahn et al., 2018). Chernozhukov et al. (2015) propose to select fewer relevant instruments, while Hahn et al. (2018) propose to compress observed information into few latent factors. The two methods assume a linear relationship between instruments and the endogenous variable and Gaussianity of the error terms, while our method does not impose such assumptions. These alternative methods obtain larger estimates than the conventional ones, and the estimates considerably depend on a set of (potential) instruments. By contrast, our method estimated the coefficient to be intermediate between OLS and 2SLS, nearly irrespective of the choice of instruments. As shown in Figure 3, the posterior densities of γ for alternative approaches (excluding *Concurrent* adaptation) are quite similar.

5 Discussion

We propose a new adaptive MCMC approach to infer Bayesian GMM with many moment conditions. Our proposal consists of two elements. The first is the use of a nonparametric eigenvalue-regularized precision matrix estimator (Lam, 2016) for estimating the weighting matrix. This

⁵All data are extracted from R package *hdm* (version 0.2.3).

prevents us from ill-estimating the weighting matrix. The second is the use of random adaptation. By setting adaptation probability as exponentially decreasing, it can significantly reduce the computational burden, while retaining statistical efficiency. We show the superiority of the proposed approach over existing approaches through simulation, and demonstrate the approach by applying it to a demand analysis for automobiles.

There are several promising research areas stem from this study. First, a theoretical investigation of the effects of tuning/estimation of a weighting matrix on the posterior density is needed, which is absent in the literature. Second, while the proposed approach seems to be fairly robust to N^* , there is room for improvement by finding a better N^* . Third, while this study addresses only problems caused by many moment conditions, problems caused by many unknown parameters are also important. The proposed method should serve as a stepping stone for further development of inferential methods for high-dimensional Bayesian GMM. Finally, it is worth conducting a thorough comparison between the proposed approach and existing frequentist and Bayesian approaches tailored to a specific class of models such as IV regressions and dynamic panel models.

References

- Abadir, K. M., Distaso, W., and Žikeš, F. (2014). Design-free estimation of variance matrices. *Journal of Econometrics*, 181(2):165–180.
- Andrews, D. W. (1999). Consistent moment selection procedures for generalized method of moments estimation. *Econometrica*, 67(3):543–563.
- Andrews, D. W. and Lu, B. (2001). Consistent model and moment selection procedures for gmm estimation with application to dynamic panel data models. *Journal of Econometrics*, 101(1):123–164.
- Andrieu, C. and Thoms, J. (2008). A tutorial on adaptive mcmc. *Statistics and computing*, 18(4):343–373.
- Arellano, M. and Bond, S. (1991). Some tests of specification for panel data: Monte carlo evidence and an application to employment equations. *Review of Economic Studies*, 58(2):277–297.
- Belloni, A. and Chernozhukov, V. (2009). On the computational complexity of mcmc-based estimators in large samples. *Annals of Statistics*, 37(4):2011–2055.
- Berry, S., Levinsohn, J., and Pakes, A. (1995). Automobile prices in market equilibrium. *Econometrica*, 63(4):841–890.
- Bhattacharya, A. and Dunson, D. B. (2011). Sparse bayesian infinite factor models. *Biometrika*, 98(2):291–306.
- Blundell, R. and Bond, S. (1998). Initial conditions and moment restrictions in dynamic panel data models. *Journal of Econometrics*, 87(1):115–143.
- Canay, I. A. (2010). Simultaneous selection and weighting of moments in gmm using a trapezoidal kernel. *Journal of Econometrics*, 156(2):284–303.

- Caner, M., Han, X., and Lee, Y. (2018). Adaptive elastic net gmm estimation with many invalid moment conditions: Simultaneous model and moment selection. *Journal of Business and Economic Statistics*, 36(1):24–46.
- Chang, M. and DiTraglia, F. J. (2018). A generalized focused information criterion for gmm. *Journal of Applied Econometrics*, 33(3):378–397.
- Chen, X., Jacho-Chávez, D. T., and Linton, O. (2016). Averaging of an increasing number of moment condition estimators. *Econometric Theory*, 32(1):30–70.
- Cheng, X. and Liao, Z. (2015). Select the valid and relevant moments: An information-based lasso for gmm with many moments. *Journal of Econometrics*, 186(2):443–464.
- Chernozhukov, V. and Hansen, C. (2005). An iv model of quantile treatment effects. *Econometrica*, 73(1):245–261.
- Chernozhukov, V. and Hansen, C. (2013). Quantile models with endogeneity. *Annual Review of Economics*, 5(1):57–81.
- Chernozhukov, V., Hansen, C., and Spindler, M. (2015). Post-selection and post-regularization inference in linear models with many controls and instruments. *American Economic Review*, 105(5):486–90.
- Chernozhukov, V. and Hong, H. (2003). An mcmc approach to classical estimation. *Journal of Econometrics*, 115(2):293–346.
- DiTraglia, F. J. (2016). Using invalid instruments on purpose: Focused moment selection and averaging for gmm. *Journal of Econometrics*, 195(2):187–208.
- Donald, S. G., Imbens, G. W., and Newey, W. K. (2009). Choosing instrumental variables in conditional moment restriction models. *Journal of Econometrics*, 152(1):28–36.
- Doran, H. E. and Schmidt, P. (2006). Gmm estimators with improved finite sample properties using principal components of the weighting matrix, with an application to the dynamic panel data model. *Journal of Econometrics*, 133(1):387–409.
- Fan, J. and Liao, Y. (2014). Endogeneity in high dimensions. *Annals of statistics*, 42(3):872.
- Haario, H., Saksman, E., and Tamminen, J. (2001). An adaptive metropolis algorithm. *Bernoulli*, 7(2):223–242.
- Hahn, P. R., He, J., and Lopes, H. (2018). Bayesian factor model shrinkage for linear iv regression with many instruments. *Journal of Business and Economic Statistics*, 36(2):278–287.
- Hall, A. R. (2005). *Generalized Method of Moments*. Oxford University Press.
- Hall, A. R., Inoue, A., Jana, K., and Shin, C. (2007). Information in generalized method of moments estimation and entropy-based moment selection. *Journal of Econometrics*, 138(2):488–512.
- Hall, A. R. and Peixe, F. P. (2003). A consistent method for the selection of relevant instruments. *Econometric Reviews*, 22(3):269–287.

- Hansen, L. P. (1982). Large sample properties of generalized method of moments estimators. *Econometrica*, 50(4):1029–1054.
- Hansen, L. P., Heaton, J., and Yaron, A. (1996). Finite-sample properties of some alternative gmm estimators. *Journal of Business and Economic Statistics*, 14(3):262–280.
- Kim, J.-Y. (2002). Limited information likelihood and bayesian analysis. *Journal of Econometrics*, 107(1-2):175–193.
- Lam, C. (2016). Nonparametric eigenvalue-regularized precision or covariance matrix estimator. *Annals of Statistics*, 44(3):928–953.
- Lewbel, A. (2012). Using heteroscedasticity to identify and estimate mismeasured and endogenous regressor models. *Journal of Business and Economic Statistics*, 30(1):67–80.
- Li, C. and Jiang, W. (2016). On oracle property and asymptotic validity of bayesian generalized method of moments. *Journal of Multivariate Analysis*, 145:132–147.
- Liao, Z. (2013). Adaptive gmm shrinkage estimation with consistent moment selection. *Econometric Theory*, 29(5):857–904.
- Okui, R. (2009). The optimal choice of moments in dynamic panel data models. *Journal of Econometrics*, 151(1):1–16.
- Roberts, G. O. and Rosenthal, J. S. (2007). Coupling and ergodicity of adaptive markov chain monte carlo algorithms. *Journal of Applied Probability*, 44(2):458–475.
- Roberts, G. O. and Rosenthal, J. S. (2009). Examples of adaptive mcmc. *Journal of Computational and Graphical Statistics*, 18(2):349–367.
- Satchachai, P. and Schmidt, P. (2008). Gmm with more moment conditions than observations. *Economics Letters*, 99(2):252–255.
- Vieira, F., MacDonald, R., and Damasceno, A. (2012). The role of institutions in cross-section income and panel data growth models: A deeper investigation on the weakness and proliferation of instruments. *Journal of Comparative Economics*, 40(1):127–140.
- Vihola, M. (2012). Robust adaptive metropolis algorithm with coerced acceptance rate. *Statistics and Computing*, 22(5):997–1008.
- Yin, G. (2009). Bayesian generalized method of moments. *Bayesian Analysis*, 4(2):191–207.
- Yin, G., Ma, Y., Liang, F., and Yuan, Y. (2011). Stochastic generalized method of moments. *Journal of Computational and Graphical Statistics*, 20(3):714–727.

Table 1: Comparison of different approaches

K	Estimator	Standard				NER			
	Adaptation	Fail	MSE	IQR	Time	Fail	MSE	IQR	Time
50	Oracle	0/500	0.0104	0.1288	2.6	0/500	0.0185	0.1258	2.6
	Concurrent	208/500	–	–	11.2	480/500	–	–	40.8
	Stochastic	0/500	0.0242	0.1303	5.4	0/500	0.0207	0.1352	12.8
	Continuous	0/500	0.0247	0.1283	5.7	0/500	0.0219	0.1251	14.2
	Random	0/500	0.0247	0.1282	2.8	0/500	0.0215	0.1267	3.1
150	Oracle	0/500	0.0012	0.0479	6.2	0/500	0.0121	0.0868	6.2
	Concurrent	398/500	–	–	71.3	500/500	–	–	285.1
	Stochastic	0/500	0.0379	0.0689	24.1	0/500	0.0139	0.1055	77.7
	Continuous	0/500	0.0761	0.0487	26.5	0/500	0.0165	0.0863	87.3
	Random	0/500	0.0809	0.0488	7.0	0/500	0.0155	0.0867	9.2
250	Oracle	363/500	–	–	10.8	0/500	0.0110	0.0706	10.8
	Concurrent	500/500	–	–	1157.6	500/500	–	–	829.3
	Stochastic	480/500	–	–	295.7	0/500	0.0142	0.0937	218.7
	Continuous	493/500	–	–	343.0	0/500	0.0161	0.0706	246.3
	Random	485/500	–	–	23.1	0/500	0.0166	0.0707	19.4

Notes: The column labeled Fail reports the number of failed runs. Column MSE reports the mean squared errors of posterior mean estimates. Column Time reports averages of computation time measured in seconds.

Table 2: Comparison of different choices of N^*

K	Estimator	Adaptation	Standard		NER	
		N^*	MSE	IQR	MSE	IQR
50	Standard		0.0242	0.1303	0.0247	0.1282
		28 ($= \lceil 2N^{1/2} \rceil$)	0.0223	0.1174	0.0237	0.1109
	NER	40 ($= 0.2N$)	0.0220	0.1209	0.0225	0.1131
		80 ($= 0.4N$)	0.0211	0.1299	0.0229	0.1201
		120 ($= 0.6N$)	0.0207	0.1354	0.0220	0.1261
		160 ($= 0.8N$)	0.0206	0.1382	0.0218	0.1266
		164 ($= \lceil N - 2.5N^{1/2} \rceil$)	0.0205	0.1386	0.0223	0.1252
		178 ($= \lceil N - 1.5N^{1/2} \rceil$)	0.0206	0.1408	0.0239	0.1233
150	Standard		0.0379	0.0689	0.0809	0.0488
		28 ($= \lceil 2N^{1/2} \rceil$)	0.0171	0.0854	0.0182	0.0733
	NER	40 ($= 0.2N$)	0.0163	0.0904	0.0177	0.0753
		80 ($= 0.4N$)	0.0145	0.1016	0.0165	0.0816
		120 ($= 0.6N$)	0.0139	0.1055	0.0160	0.0864
		160 ($= 0.8N$)	0.0143	0.1051	0.0161	0.0887
		164 ($= \lceil N - 2.5N^{1/2} \rceil$)	0.0144	0.1054	0.0158	0.0882
		178 ($= \lceil N - 1.5N^{1/2} \rceil$)	0.0147	0.1083	0.0165	0.0847
250	Standard		–	–	–	–
		28 ($= \lceil 2N^{1/2} \rceil$)	0.0177	0.0743	0.0184	0.0591
	NER	40 ($= 0.2N$)	0.0168	0.0796	0.0187	0.0611
		80 ($= 0.4N$)	0.0148	0.0913	0.0173	0.0667
		120 ($= 0.6N$)	0.0142	0.0938	0.0163	0.0707
		160 ($= 0.8N$)	0.0148	0.0916	0.0166	0.0710
		164 ($= \lceil N - 2.5N^{1/2} \rceil$)	0.0149	0.0916	0.0175	0.0724
		178 ($= \lceil N - 1.5N^{1/2} \rceil$)	0.0153	0.0939	0.0176	0.0693

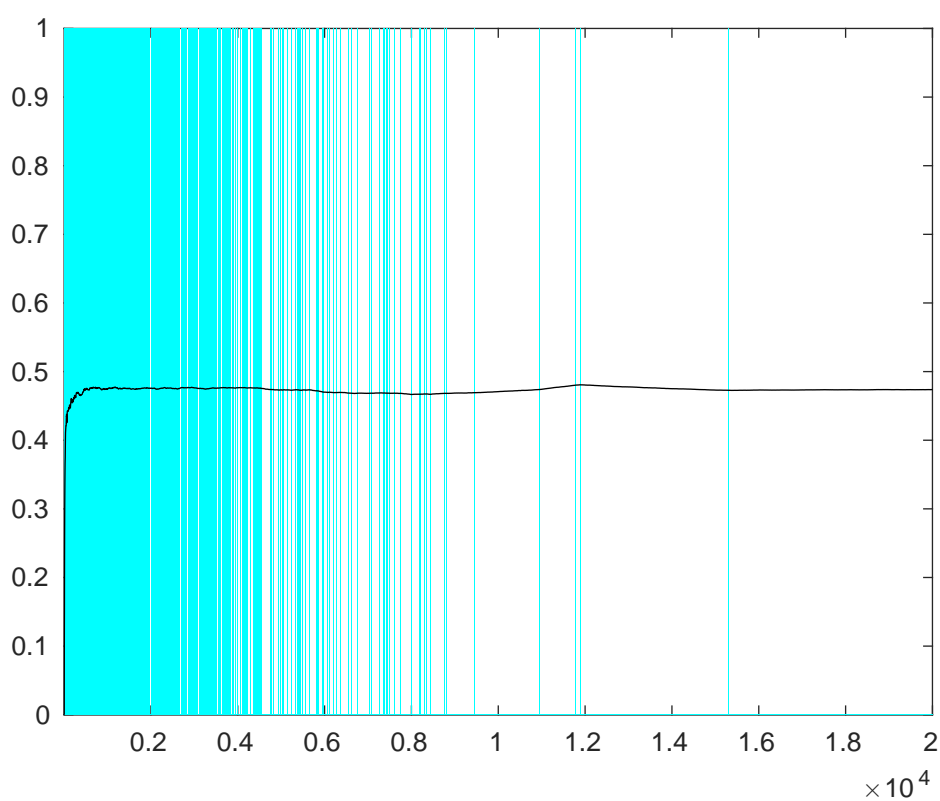
Notes: The column labeled Fail reports the number of failed runs. Column MSE reports the mean squared errors of posterior mean estimates.

Table 3: Posterior estimates

K		Standard			NER		
		Mean	Std	Time	Mean	Std	Time
10	Concurrent	–	–	1214.4	–	–	1213.6
	Stochastic	-0.120	0.049	334.3	-0.117	0.051	508.3
	Continuous	-0.122	0.051	363.3	-0.106	0.051	439.9
	Random	-0.122	0.051	215.7	-0.110	0.050	220.8
	OLS	-0.089	0.004				
	2SLS	-0.142	0.012				
	LASSO-IV	-0.185	0.014				
48	Concurrent	–	–	2606.9	–	–	3711.2
	Stochastic	-0.116	0.011	1230.7	-0.119	0.014	1613.8
	Continuous	-0.117	0.010	1071.4	-0.117	0.010	1432.4
	Random	-0.117	0.010	698.3	-0.119	0.010	705.6
	LASSO-IV	-0.221	0.015				
	HS-IV	-0.275	0.018				

Notes: The column labeled Mean reports mean estimates. Column Std reports standard errors. Column Time reports computation time measured in seconds.

Figure 1: An example of random adaptation

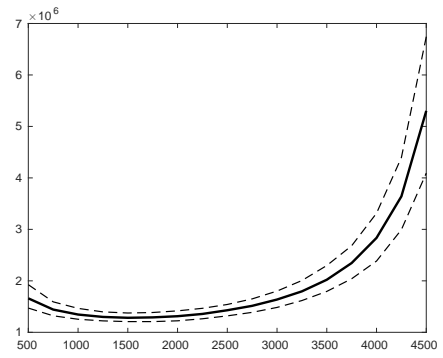
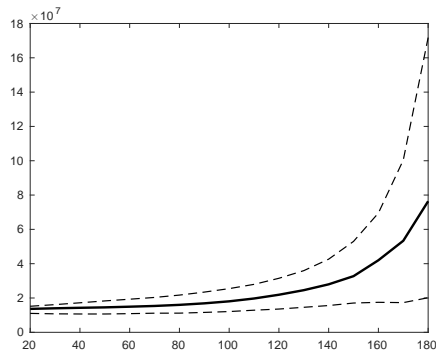


Notes: The x-axis denotes MCMC iterations and the y-axis denotes parameter values. A thin solid vertical line denotes the occurrence of adaptation. A bold solid line denotes a recursive mean of posterior samples.

Figure 2: The Frobenius norm criterion for different permutations

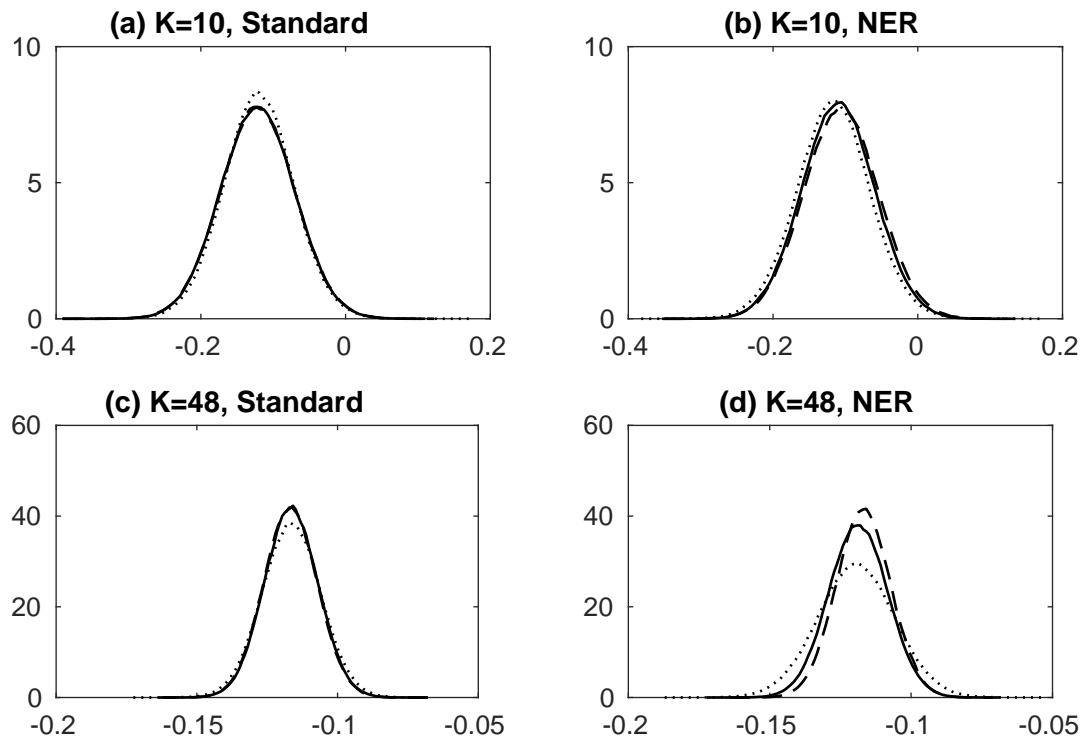
(a) $N = 200$

(b) $N = 5000$



Notes: Solid lines denote the median, and dashed lines denote the 90 percentile interval. $K = 250$. Moment conditions are calculated based on the true parameter value.

Figure 3: The Frobenius norm criterion for different permutations



Notes: Solid lines trace the mean estimates for *Stochastic*. Dashed lines trace the mean estimates for *Continuous*. Dotted lines trace the mean estimates for *Random*.