

Attention Fusion Networks: Combining Behavior and E-mail Content to Improve Customer Support

Stephane Fotso*, Philip Spanoudes, Benjamin C. Ponedel, Brian Reynoso, Janet Ko
Square, Inc.
San Francisco, CA

{stephane, philips, bponedel, reynoso, janetko}@squareup.com

ABSTRACT

Customer support is a central objective at Square as it helps us build and maintain great relationships with our sellers. In order to provide the best experience, we strive to deliver the most accurate and quasi-instantaneous responses to questions regarding our products.

In this work, we introduce the **Attention Fusion Network** model which combines signals extracted from seller interactions on the Square product ecosystem, along with submitted email questions, to predict the most relevant solution to a seller's inquiry. We show that the innovative combination of two very different data sources that are rarely used together, using state-of-the-art deep learning systems outperforms, candidate models that are trained only on a single source.

Keywords

Deep Learning, LSTM, Text Classification, Customer Service, Customer Support, Attention Mechanism, FastText, Word Embeddings, Feature Engineering

1. INTRODUCTION

Building and maintaining a good relationship with customers is one of the most important outcomes a company can strive for, especially when the customers are entrusting the company with their financing. This is one of the main missions of the Square Capital¹ Operations team, which devotes sustained effort to provide the fastest and most tailored response to our sellers, an extension of Square's overall customer-first mindset.

Every year, the team receives tens of thousands of emails from our sellers regarding our products. In order to provide consistent responses to inquiries, Operations Agents (OA) manually classify emails into more than 20 different categories. These include Cost Explanation, Loan Eligibility and Prepayment. They then base their response on the template email associated with the appropriate category. Over the years, inquiry volume has increased in tandem with loan origination volume. The Square Capital Data Science team decided to help alleviate some of the volume of emails by providing solutions to the inquiry before being added to the servicing queue.

*Main contributor

¹ Square Capital, the lending arm of Square, Inc., offers short-term business loans to small businesses that use the Square point-of-sale (POS) system for payment processing.

To do so, we partnered with our Content and Legal teams to create easy-to-read articles for each individual topic, containing similar information to the email the Operations team would have sent as a reply. Upon submission of their inquiry, the sellers are presented with the relevant articles. If they deem their question to be answered by the content of the articles, they are given the option to not be added to the servicing queue by removing their inquiry. Moreover, the multifaceted nature of an written inquiry made us realize that a significant number of emails could actually be classified into more than one topic. This gave us the idea to use the model to provide the top three most relevant articles relating to their questions.

Our approach differs from classic text classification as we made the hypothesis that a higher prediction performance could be achieved by combining both

1. the content of a seller's email, and
2. the signals extracted from a seller's interaction on the Square product ecosystem.

The intuition behind this approach is based on the work of Bogdanova et al. in [4] and Suggu et al. in [22] in the domain of Community Question Answering. They combine the encoding generated by Recurrent Neural Networks and domain knowledge symbolized by handcrafted features. They observe a significant performance improvement compared to models that only use the text as an input. Here, we hypothesize that a latent interaction exists between a seller's behavior prior to submitting a question, and the content of their email. These interactions are learned through the use of deep-learning models.

Additionally, we consider the fact that the subject of a question is usually dependent on a specific subset of keywords rather than the complete question word set. In other words, we assume that not all words carry the same importance when predicting article relevancy. Thus we introduce an attention mechanism that will compute the relevance of each word so that the model can focus on the most important ones. This approach follows the Embed, Encode, Attend, Predict (EEAP) framework proposed by Matthew Honnibal [13].

In this work, we introduce the **Attention Fusion Network** model and show that it outperforms candidate models that operate on a single information source (text content or user activity signals). Combining handcrafted features based on user activity and text in the domain of Customer Support was successfully applied by Molino et al. [15] at Uber Technologies via the platform COTA. However, the

work performed by our team differs from their approach in the following ways.

- The 1st version of COTA uses TF-IDF to represent words and we use word embeddings.
- The 2nd version of COTA uses an Encoder-Decoder architecture (or Encoder-Combiner-Decoder). In contrast, we directly output the predictions without a decoding phase.
- We heavily rely on the Attention mechanism and the EEAP framework.

In Section 2, we provide a description of the data. In Section 3, we provide an overview of the type of modeling architectures that we use. In Section 4, we lay out the blueprints of the Attention Fusion Network model. The last section presents performance metrics and compares the results of each individual model as well as the combined solution.

2. DESCRIPTION OF THE DATA

In this section, we explore the topics that we predict, the type of signals we analyze as well as the text and its vector representation.

2.1 Topics to Predict

Out of the 20+ available categories, we only consider the 12 most frequent, as they represent $\sim 80\%$ of all cases that the Operations team handles. If an email’s topic doesn’t belong to any of these, it is labeled “Other.”

- Cost Explanation — *A general description of the loan repayment process*
- Decline Follow Up — *List of the main reasons why a loan application might be declined*
- Early Payoff — *Information about the early repayment process*
- Edit Offer if Already Accepted — *Questions about modifying an application that the seller has already submitted*
- Funds ETA — *An explanation of how and when funds are allocated after the loan application is approved*
- How to Enroll — *A simple tutorial on how to enroll for a loan*
- Increase Options — *An explanation of whether and how the seller can request more funds than the current loan offer provides*
- Minimum Repayment Requirement — *Information about the minimum repayment amount and timetable*
- Not Eligible for Renewal — *Questions about why a renewal offer is not yet available*
- Renewal Eligibility — *Information about how to become eligible for a renewal offer*
- No Credit Check — *An explanation of whether a seller’s credit report is used to determine eligibility*

- Plan Completed — *Information about the next steps after a seller has repaid their loan in full*
- Other — *Any topic that does not belong to the previously listed set of topics*

2.2 Interactions with Square Products

Thanks to the diverse products that Square offers, we have a comprehensive understanding of how our sellers interact with our ecosystem.

2.3 Emails and Word Representations using FastText

The second type of data at our disposal is the text from the inbound emails themselves. Therefore, we seek to build a model that understands sequences of English words, grammar, and word position in a sentence so as to provide a meaningful numerical representation of the text.

2.3.1 Pre-processing

As with most text modeling projects, we perform a pre-processing step on the text before beginning model building.

- Information that is too specific and doesn’t provide any additional meaning to the sentences is detected and removed. This includes dates and dollar amounts — *Example: “April 29, 2017” becomes “this date”*
- Contractions are replaced by their proper grammatical equivalents — *Example: “I’d like a loan” becomes “I would like a loan”*
- Finally, for compliance and security reasons, we anonymized PII (Personally identifiable information) data. For instance, phone numbers and email addresses are detected and removed — *Example: “john.doe@gmail.com” becomes “this email address”*. We also encrypted every single word of the text to add an additional layer of security.

2.3.2 Word Embedding

From TF-IDF to Word2Vec

To represent words in a format that a model can ingest, most text classification models rely on traditional methods such as Bag-Of-Words with TF-IDF [10]. But in 2013, the Machine Learning community saw the introduction of *Word2Vec*, a suite of models developed by Mikolov et al. [14], used for learning vector representations of words or “word embeddings”. This revolutionized NLP research, as Word2Vec provides a robust way to create word embeddings that capture hidden information about a language, like synonyms and semantics, and drastically improve text classification performance.

The main concept behind these models is to generate a representation of a word in a lower-dimensional vector space in which words with similar meanings are *close* to one another.

FastText

Since then, other approaches have been developed to improve the representation mechanisms such as GloVe [19] and Hellinger PCA [12]. More recently, Facebook’s AI Research (FAIR) group released the library FastText [11], which represents a significant enhancement over Word2Vec. Instead

of directly learning the vector representation of a word like Word2Vec, FastText decomposes a word into a bag of character n-grams, such that the word vector corresponds to the sum of the n-grams vectors. It presents the main advantage of being able to generate better embeddings for rare or out-of-vocabulary words, which is particularly useful when the text contains typos or new acronyms. In this work we use the 1 million pre-trained word vectors provided by FastText² [5] to represent all the words in inbound emails.

From word to vector

Let S be a sequence of T words such that $S = [w_1, w_2, \dots, w_T]$, and let $W_{emb} \in \mathbb{R}^{V \times d}$ be the word look-up matrix, where V is the size of the vocabulary and d the dimension of word embedding. Specifically, the t^{th} column of W_{emb} is the vector representation of the t^{th} word in the corpus. Thus, the vector representation of a word is obtained by the dot product

$$e_t = W_{emb}^\top \cdot \hat{w}_t$$

where \hat{w}_t is a one-hot encoding of the word w_t in the corpus. More precisely if w_t represents the j^{th} word in the corpus then $\hat{w}_t[k] = 0$ for all $k \in [1, V]$ such that $k \neq j$, and $\hat{w}_t[j] = 1$.

3. MODELING ARCHITECTURES

In this section, we provide a description of the models that we use throughout the rest of the paper:

- Multi-layer Perceptrons (MLP)
- Recurrent Neural Networks (RNN)
- The Attention Mechanism

3.1 Multi-layer Perceptrons (MLP)

Multi-layer Perceptrons or Feedforward Networks [7] are defined by a mapping f between an input x , an output y and parameters θ such that $y = f(x, \theta)$. The parameters θ are learned so as to provide the best approximation function f . These networks are called *multi-layer* because they are represented as a composition of several functions (layers). Specifically,

$$f(x) = g^L(g^{L-1}(\dots g^2(g^1(x)) \dots))$$

where

- x is the input
- $\{g^l\}_{l=1}^{L-1}$ are the hidden layers
- g^L is the output layer.

As an input is passed through successive hidden layers a higher level representation of the input vector x is computed. In the specific case of MLPs every hidden layer can be represented by the following formula:

$$H_l = \sigma(W_l^\top \cdot H_{l-1} + b_l)$$

where

²Pre-trained word vectors (1 million) trained on Wikipedia 2017, UMBC webbase corpus and statmt.org news dataset (16B tokens). The vectors can be downloaded at <https://fasttext.cc/docs/en/pretrained-vectors.html>

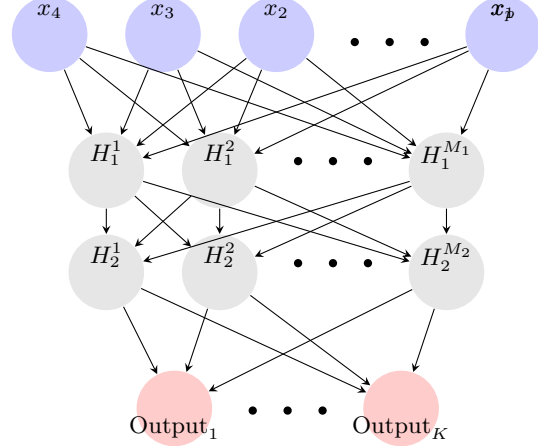


Figure 1: Representation of a 2-hidden layer Neural Network

- H_l is the representation of the l^{th} layer
- H_{l-1} is the representation of the previous layer
- W_l and b_l are the parameters to learn
- σ is a nonlinear activation function.

Finally, because we are dealing with a multi-class problem we model the probability distribution over $K = 13$ different classes. This is accomplished by taking a *Softmax* function, $S(z)$, as the activation function of the output layer g^L . The softmax is defined by $S_i(z) \equiv \frac{e^{z_i}}{\sum_k e^{z_k}}$ where S_i for $1 \leq i \leq K$ represents the prediction probability of class i .

3.2 Recurrent Neural Networks (RNN)

Recurrent Neural Networks (RNNs) [21] are designed to model sequences of data, like a stream of text. These models recall information about elements seen at previous time steps in the sequence and build connections with future elements. A RNN can be seen as a discrete dynamical system whose current state is calculated as a function of its previous states, such that:

$$s_t = F(s_{t-1}, x_t, \theta)$$

where

- s_t is the state at step t
- s_{t-1} is the state at step $t - 1$
- x_t is the input at step t
- θ is a parameter

3.2.1 Long Short Term Memory models (LSTM)

In practice standard or vanilla RNNs suffer from important shortcomings such as vanishing and exploding gradients. This was established by Bengio et al. in [3] and by Pascanu et al. in [18]. These issues contribute to the rise in popularity

of Long Short Term Memory models (LSTM) [9] which are designed to avoid them.

Contrary to simple RNNs, the gated LSTM architecture allows the model to regulate the amount of information that is stored or erased. The following equations encode how the gates work (σ is the sigmoid function):

- Input gate: $i_t = \sigma(W_i \cdot [h_{t-1}, x_t] + b_i)$
- Forget gate: $f_t = \sigma(W_f \cdot [h_{t-1}, x_t] + b_f)$
- Output gate: $o_t = \sigma(W_o \cdot [h_{t-1}, x_t] + b_o)$

where $[.,.]$ is concatenation.

These gates take into account the previous output of the hidden state and the current input in order to update the **current memory cell** c_t and the **current hidden state** h_t

$$\begin{aligned} q_t &= \tanh(W_q \cdot [h_{t-1}, x_t] + b_q) \\ c_t &= f_t \odot c_{t-1} + i_t \odot q_t \\ h_t &= o_t \odot \tanh(c_t) \end{aligned}$$

where \odot is element-wise multiplication.

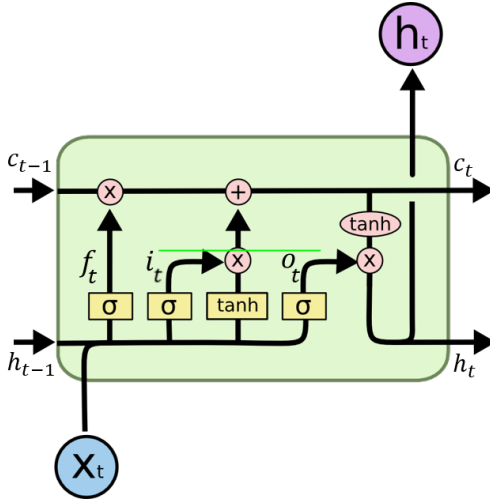


Figure 2: Structure of a LSTM cell [16]

3.2.2 Bidirectional LSTM

In order to increase the chance of capturing long term dependencies in sequential data, Bidirectional LSTMs (BLSTM) [8] are often used. A BLSTM is the concatenation of the hidden states of forward \vec{h}_t and backward \overleftarrow{h}_t (time-reversed) LSTMs. It provides a representation of the data that depends on both the past and the future such that

$$h_t = [\vec{h}_t, \overleftarrow{h}_t].$$

Like the MLP the last layer of the LSTM/BLSTM models used here contain a Softmax activation function.

3.3 Attention Mechanism

The main intuition behind the attention mechanism is the hypothesis that the essence of a text based message can be traced to a few key words. Thus, computing the relevance of

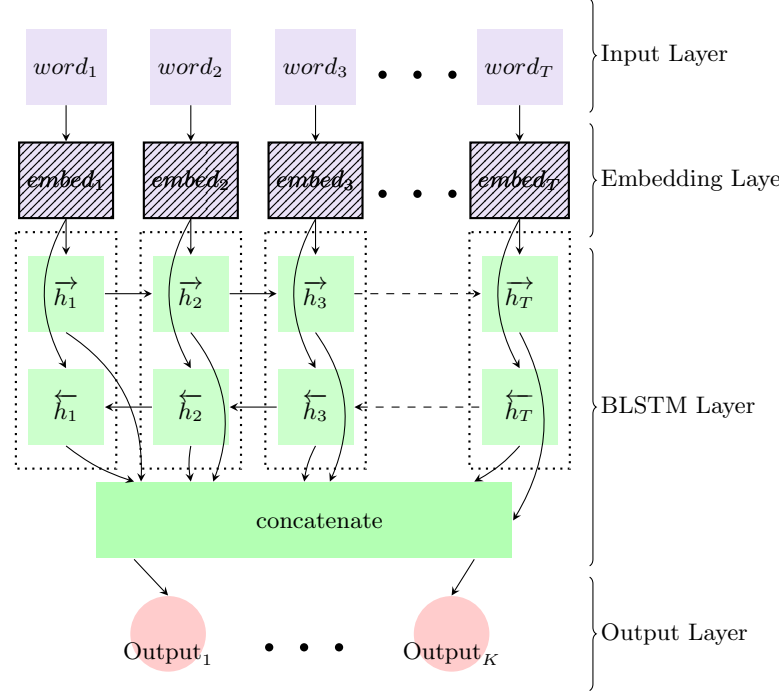


Figure 3: Representation of a Bidirectional LSTM

each word so that the model can focus on the most important words might improve performance. The concept was first introduced by Bahdanau et al. in [2] and later adapted by Raffel et al. in [20] as a straightforward reduction mechanism.

Let's consider h_t the current hidden state of a RNN at some time t where $t \in [1, T]$ and T is the sentence length. The weight α_t associated with each h_t is defined to be

$$\alpha_t = \frac{\exp(\psi_t)}{\sum_{t=1}^T \exp(\psi_t)} \text{ with } \psi_t = \tanh(w_{attn}^\top \cdot h_t + b_{attn})$$

The attention vector a is the weighted average of the sequence of h_t , such that $a \equiv \sum_{t=1}^T \alpha_t h_t$. Here, w_{attn} and b_{attn} are the attention parameters to learn.

4. ATTENTION FUSION NETWORKS

The Attention Fusion Network model consists of concatenating the last hidden layers of the MLP model and of the Attention RNN model.

MLP

Based on empirical research, building two separate MLP models, one for the continuous handcrafted features and the other for the categorical features encoded as one-hot vectors, provides better results than combining all the features at an early stage. The separated features are then fed to their respective 2-hidden layer neural networks.

RNN + Attention

To build the text model we follow the EEAP framework [17]. After transforming each word into its vector representation with the FastText vocabulary look-up matrix, we encode

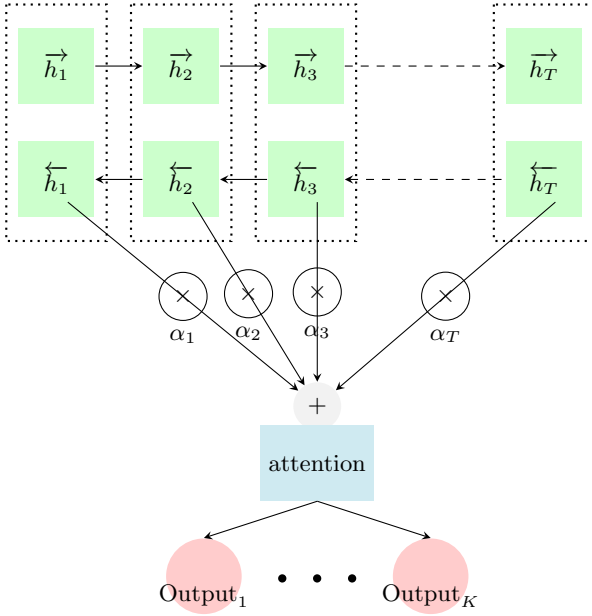


Figure 4: Representation of an Attention Layer

the sequences of word embeddings into a sentence matrix by feeding the sequences to a Bidirectional LSTM. We finally use an attention mechanism to summarize the encoded information and make the most important features more salient.

Classification

This concatenated tensor c is fed to a Softmax activation function, $S(z)$, to compute the class probabilities, i.e. $S_i = S(W^T \cdot c_i + b)$.

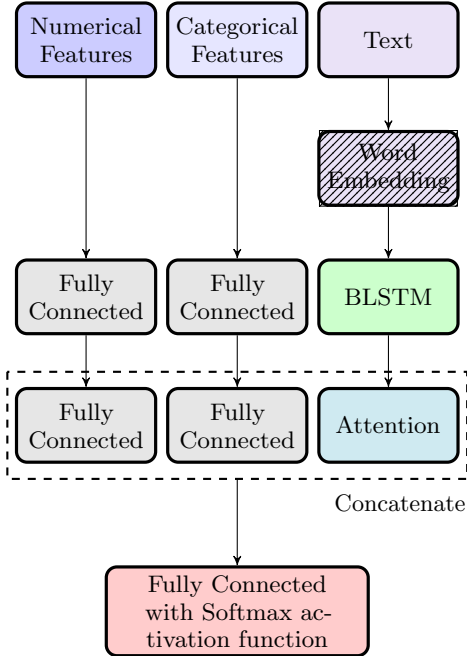


Figure 5: Representation of the Attention Fusion Network model

5. METRICS AND RESULTS

In this section, we look at the models' performance. The models were built using Keras [6] with TensorFlow [1] as backend.

5.1 Metrics

Following our Customer Experience team's guidance, it was decided to set the number of displayed articles to 3. Thus we evaluate our model performance with the "Top 3 Recall" metric and the "Top 3 Accuracy" metric. The definitions of these metrics can be derived from the general interpretation of the measures given by [23]. We introduce the following notation:

Notation	Mathematical Meaning
n	total number of cases to check
K	total number of classes
n_k	number of cases in class k with $k \in [1, K]$ with $n = \sum_k n_k$
x_i	d -dimensional feature vector for the i^{th} case with $i \in [1, n]$
Y_i	label associated with x_i
$f(x_i)$	prediction for the i^{th} case

5.1.1 Recall

Recall is defined as the ratio of cases, for a class k , that were correctly predicted by the model. Here, each prediction contains 3 elements such that $f(x_i) = \{f_{i,1}, f_{i,2}, f_{i,3}\}$, therefore the Top-3 Recall for class k is:

$$\text{Recall}_3(k) = \frac{1}{n_k} \sum_{i=1}^n \mathbb{1}_{Y_i \in \{f_{i,1}, f_{i,2}, f_{i,3}\}} \cdot \mathbb{1}_{Y_i=k}$$

5.1.2 Accuracy

Accuracy is defined as the proportion of properly predicted results across the total number of cases. Therefore the Top-3 Accuracy is:

$$\text{Accuracy}_3 = \frac{1}{n} \sum_{i=1}^n \mathbb{1}_{Y_i \in \{f_{i,1}, f_{i,2}, f_{i,3}\}}$$

5.2 Results

This section goes over the individual performance of each candidate model. Aggregate performance metrics per model can be seen in Table 1. Model performances per class are depicted in Figure 6

5.2.1 MLP model

The MLP model uses more than 100 handcrafted features extracted from seller actions within the Square ecosystem. It yields a Top 3 Accuracy of 72%. On a per class basis, the model seems to do fairly well on most of the classes. It struggles on classes that require inquiry context. Some of these include "No Credit Check", "Edit Offer if Already Accepted" and "How to Enroll". This is to be expected as it is extremely difficult to predict these sort of classes simply from the way a seller behaves on our systems.

5.2.2 RNN+Attention model

The RNN+Attention model uses only the email contents to predict article relevancy. It provides a Top 3 Accuracy of 80%. The model performs well across most of the classes, which again is not surprising as it has access to the context

of the inquiry. It does underperform on the “Decline Follow Up” class. We hypothesize that this is due to the model not having access to the system signal that indicates whether a customer’s loan application was declined. Along with the fact that these sorts of cases are rare, the RNN+Attention model would require a lot more samples to be able to discriminate these sorts of cases accurately from the context of the inquiry alone.

5.2.3 Attention Fusion Network

The Attention Fusion Network model outperforms both the other models on the aggregate, with a Top 3 Accuracy of 87%. Furthermore, looking at the model results on a per class basis, we can see that its recall performance is much more balanced across the board. This indicates that the model is able to utilize both information sources and effectively model latent interactions that they share in combination.

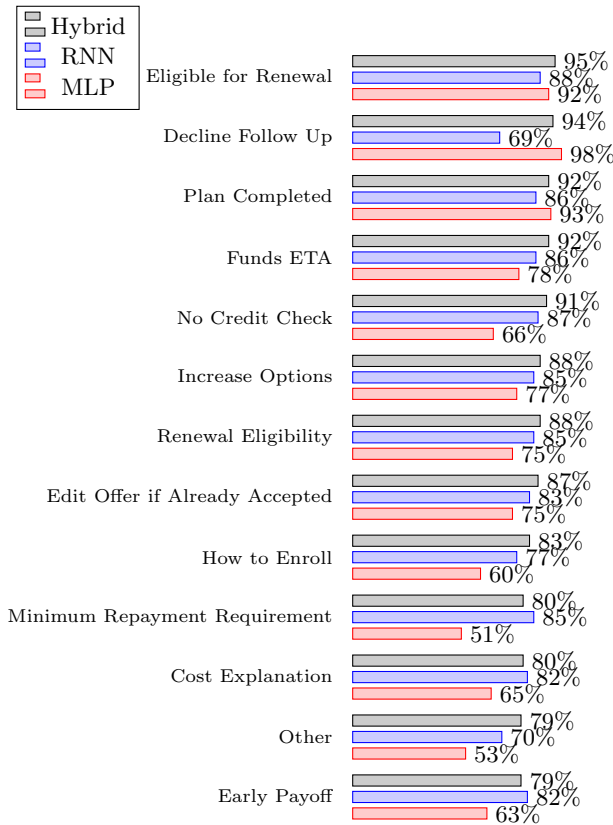


Figure 6: Comparison of the models performances— Top-3 Recall by class

There are certain cases where the hybrid model underperforms compared to the other two candidate models (i.e “Minimum Repayment Requirement”, “Cost Explanation” and “Early Payoff”). We attribute this effect to the performance metric we employ, Top 3 Recall. In fact, the “Other” class has the largest relative performance increase across all other classes when comparing the Attention Fusion Network to the other two models. This suggests that the effect seen on the aforementioned classes is due to the other two candidate

models under-fitting the “Other” class.

Model	Top-3 Accuracy
MLP	72%
RNN + Attention	80%
Attention Fusion Network	87%

Table 1: Comparison of the models performances — Top-3 Accuracy

6. CONCLUSION

In this project, we describe a robust prediction algorithm for the purpose of servicing seller inquiries. To accomplish this, we combine two distinct deep learning models into a hybrid model called the **Attention Fusion Network** model.

- The first model only uses the data related to seller interactions with Square products.
- The second focuses on the text contained in inbound email inquiries.

Overall, our solution outperforms both candidate models and shows that complex interactions between customer interaction signals and inquiry context can be leveraged to inform better predictions.

One of the most interesting aspects of this work is uncovering the interaction between textual features and non-text features. In particular, upon combining the two sources, the overall predictive ability is improved substantially. The non-text signals help amplify critical aspects of the text that are impossible to learn without additional context.

This result suggests that in industrial applications of NLP where a vast amount of text data is not available (in terms of samples) or in cases where the underlying text data cannot predict the outcomes alone; available external signals can be leveraged to increase prediction performance on the task at hand. The Attention Fusion Network introduced here is one attempt to accomplish this goal, as well as to provide the fastest and most tailored response to our sellers.

Acknowledgment

We would like to thank Wafa Soofi, Jacqueline Brosamer, Jochen Bekmann and Tony He, as well as Sara Vera and Jessie Fetterling.

7. REFERENCES

- [1] M. Abadi, A. Agarwal, P. Barham, E. Brevdo, Z. Chen, C. Citro, G. S. Corrado, A. Davis, J. Dean, M. Devin, S. Ghemawat, I. Goodfellow, A. Harp, G. Irving, M. Isard, Y. Jia, R. Jozefowicz, L. Kaiser, M. Kudlur, J. Levenberg, D. Mané, R. Monga, S. Moore, D. Murray, C. Olah, M. Schuster, J. Shlens, B. Steiner, I. Sutskever, K. Talwar, P. Tucker, V. Vanhoucke, V. Vasudevan, F. Viégas, O. Vinyals, P. Warden, M. Wattenberg, M. Wicke, Y. Yu, and X. Zheng. TensorFlow: Large-scale machine learning on heterogeneous systems, 2015. Software available from tensorflow.org.

- [2] D. Bahdanau, K. Cho, and Y. Bengio. Neural machine translation by jointly learning to align and translate. *arXiv preprint arXiv:1409.0473*, 2014.
- [3] Y. Bengio, P. Simard, and P. Frasconi. Learning long-term dependencies with gradient descent is difficult. *IEEE transactions on neural networks*, 5(2):157–166, 1994.
- [4] D. Bogdanova, J. Foster, D. Dzendzik, and Q. Liu. If you can’t beat them join them: Handcrafted features complement neural nets for non-factoid answer reranking. In *Proceedings of the 15th Conference of the European Chapter of the Association for Computational Linguistics: Volume 1, Long Papers*, volume 1, pages 121–131, 2017.
- [5] P. Bojanowski, E. Grave, A. Joulin, and T. Mikolov. Enriching word vectors with subword information. *Transactions of the Association for Computational Linguistics*, 5:135–146, 2017.
- [6] F. Chollet et al. Keras. <https://keras.io>, 2015.
- [7] I. Goodfellow, Y. Bengio, and A. Courville. *Deep Learning*. MIT Press, 2016.
<http://www.deeplearningbook.org>.
- [8] A. Graves, A.-r. Mohamed, and G. Hinton. Speech recognition with deep recurrent neural networks. In *Acoustics, speech and signal processing (icassp), 2013 IEEE international conference on*, pages 6645–6649. IEEE, 2013.
- [9] S. Hochreiter and J. Schmidhuber. Long short-term memory. *Neural computation*, 9(8):1735–1780, 1997.
- [10] T. Joachims. Text categorization with support vector machines: Learning with many relevant features. In *European conference on machine learning*, pages 137–142. Springer, 1998.
- [11] A. Joulin, E. Grave, P. Bojanowski, and T. Mikolov. Bag of tricks for efficient text classification. *arXiv preprint arXiv:1607.01759*, 2016.
- [12] R. Lebrete and R. Collobert. Word emdeddings through Hellinger PCA. *arXiv preprint arXiv:1312.5542*, 2013.
- [13] H. Matthew. Embed, Encode, Attend, Predict: The new deep learning formula for state-of-the-art nlp models. <https://explosion.ai/blog/deep-learning-formula-nlp>. Published: 2016-11-10.
- [14] T. Mikolov, K. Chen, G. Corrado, and J. Dean. Efficient estimation of word representations in vector space. *arXiv preprint arXiv:1301.3781*, 2013.
- [15] P. Molino, H. Zheng, and Y.-C. Wang. Cota: Improving the speed and accuracy of customer support through ranking and deep networks. In *Proceedings of the 24th ACM SIGKDD International Conference on Knowledge Discovery & Data Mining*, pages 586–595. ACM, 2018.
- [16] C. Olah. Understanding LSTM Networks. <http://colah.github.io/posts/2015-08-Understanding-LSTMs/>. Published on 2015-08-27.
- [17] S. Pal. The benefits of attention for document classification. <http://sujitpal.blogspot.com/2017/07/the-benefits-of-attention-for-document.html>, 2017.
- [18] R. Pascanu, T. Mikolov, and Y. Bengio. On the difficulty of training recurrent neural networks. In *International Conference on Machine Learning*, pages 1310–1318, 2013.
- [19] J. Pennington, R. Socher, and C. D. Manning. Glove: Global vectors for word representation. In *Empirical Methods in Natural Language Processing (EMNLP)*, pages 1532–1543, 2014.
- [20] C. Raffel and D. P. Ellis. Feed-forward networks with attention can solve some long-term memory problems. *arXiv preprint arXiv:1512.08756*, 2015.
- [21] D. E. Rumelhart, G. E. Hinton, and R. J. Williams. Learning representations by back-propagating errors. *nature*, 323(6088):533, 1986.
- [22] S. P. Suggu, K. N. Goutham, M. K. Chinnakotla, and M. Shrivastava. Deep feature fusion network for answer quality prediction in community question answering. *arXiv preprint arXiv:1606.07103*, 2016.
- [23] M.-L. Zhang and Z.-H. Zhou. A review on multi-label learning algorithms. *IEEE transactions on knowledge and data engineering*, 26(8):1819–1837, 2014.