

# CONVOLUTIONAL-SPARSE-CODED DYNAMIC MODE DECOMPOSITION AND ITS APPLICATION TO RIVER STATE ESTIMATION

Y. Kaneko<sup>†</sup>, S. Muramatsu<sup>\*</sup>, H. Yasuda<sup>‡</sup>, K. Hayasaka<sup>††</sup>, Y. Otake<sup>\*</sup>, S. Ono<sup>§</sup> and M. Yukawa<sup>¶</sup>

<sup>†</sup>Graduate School of Sci. & Tech., Niigata Univ., Japan,

<sup>‡</sup>Research Inst. for Natural Hazard & Disaster Recovery, Niigata Univ., Japan,

<sup>††</sup>Faculty of Sci., Niigata Univ., Japan, <sup>§</sup>Inst. of Innovative Research, Tokyo Institute of Tech., Japan,

<sup>\*</sup> Faculty of Eng., Niigata Univ., Japan, <sup>¶</sup>Faculty of Sci. & Tech., Keio Univ., Japan

## ABSTRACT

This work proposes convolutional-sparse-coded dynamic mode decomposition (CSC-DMD) by unifying extended dynamic mode decomposition (EDMD) and convolutional sparse coding. EDMD is a data driven analysis method for describing a nonlinear dynamical system with a linear time-evolution equation. Compared with existing EDMD methods, CSC-DMD has an advantage of reflecting spatial structure of the target. As an example, the proposed method is applied to river bed shape estimation from the water surface observation. The estimation problem is reduced to sparsity-aware restoration with a hard constraint, which is given by the CSC-DMD prediction, where the algorithm is derived by the primal-dual splitting method. A time series set of water surface and bed shape measured through an experimental river setup is used to train and test the system. From the result, the significance of the proposed method is verified.

**Index Terms**— Extended dynamic mode decomposition, Convolutional sparse coding, Primal-dual splitting, NSOLT

## 1. INTRODUCTION

Recent development of sensing, network and computer technology increases the significance of modeling complex dynamical phenomena. Especially modeling of high dimensional and nonlinear dynamical systems is required in many fields such as engineering, physics and biology. Even when analytical modeling is difficult, we can obtain time evolution equation of a dynamical system by using a data-driven approach with training data if some low-dimensional spatiotemporal coherence structure dominates the phenomenon. Extended dynamic mode decomposition (EDMD) is one of such data-driven approaches and applied in various fields such as fluid dynamics analysis [1–4]. The technique can be viewed as a finite dimensional approximation of the Koopman mode decomposition (KMD), which expresses a nonlinear dynamical system by a linear time evolution in infinite dimension [5].

In recent years, a lot of residential areas around the world were damaged by flood of rivers [6]. River flood disasters repeatedly deprive human lives and social assets. From this background, we try to measure river state in high resolution with low cost [7]. In order to realize such a technology, a time evolution formula is required so that we can detect abnormal conditions and control the flow path. Since the mathematical model representing the river dynamics is high dimensional and nonlinear, we adopt EDMD for its modeling. Existing EDMD techniques, however, require an analysis dictionary and there

is difficulty in setting an appropriate one. Williams et al. proposed EDMD with kernel [4] and Yeung et al. proposed EDMD with neural networks [8]. These EDMD methods are not necessarily intuitive to incorporate spatial structures of the target phenomena due to their analysis point of view. Such a feature may prevent EDMD from a wide range of applications.

Thus, in this study, we propose a synthesis-dictionary approach of EDMD. In order to make the expression of spatial structure simpler, we adopt convolutional sparse coding (CSC) to incorporate a synthesis dictionary [9–12]. The time evolution formula is derived through the combination of CSC and EDMD (CSC-DMD). The dictionary is trained by a data set acquired through a river experimental setup, which we refer to as a stream tomography (ST) system [13]. On the assumption that the water surface shape can be measured, we formulate the river bed estimation task as a minimization problem of the data fidelity penalized by the  $\ell_1$  norm under a hard constraint coming from the CSC-DMD formula and give a solver through the primal-dual splitting (PDS) method [14–16]. In order to verify the significance of the CSC-DMD, we evaluate the estimation performance by using test data acquired by ST and compared with the results with normal DMD.

## 2. REVIEW OF EDMD

In this section, let us review EDMD as preparation. Extended dynamic mode decomposition approximates KMD with a finite dimensional expression [4, 5] and decomposes high-dimensional dynamics into multiple spatial modes with temporal variation. It enables us to understand spatial structure and temporal evolution of a given set of time-series data.

Let  $\mathbf{F} : \mathcal{M} \rightarrow \mathcal{M}$  be a nonlinear map that relates a pair of snapshots in finite dimensional discrete time series data  $\{\mathbf{x}_k \in \mathcal{M} \subseteq \mathbb{R}^M\}_{k=0}^{N-1}$  such as  $\mathbf{x}_k = \mathbf{F}(\mathbf{x}_{k-1})$ , where  $\mathcal{M}$  denotes a state space. If there is a function space<sup>1</sup>  $\mathcal{F} \ni \psi : \mathcal{M} \rightarrow \mathbb{R}$ , and exists an operator  $\mathcal{K} : \mathcal{F} \rightarrow \mathcal{F}$  such that  $\mathcal{K}\psi = \psi \circ \mathbf{F}$ , then,  $\mathcal{K}$  is referred to as the Koopman operator of  $\mathcal{F}$ .

In EDMD, a nonlinear map  $\Psi : \mathcal{M} \rightarrow \tilde{\mathcal{F}}$  is introduced as

$$\mathbf{y}_k = \Psi(\mathbf{x}_k) \quad (1)$$

for  $\{\mathbf{x}_k\}_{k=0}^{N-1}$ , where  $\tilde{\mathcal{F}} \subseteq \mathbb{R}^L$  and  $M \leq L$ . The time evolution of  $\mathbf{y}_k$  is approximated by a matrix  $\mathbf{K} : \tilde{\mathcal{F}} \rightarrow \tilde{\mathcal{F}}$  as

$$\mathbf{y}_k \approx \mathbf{K}\Psi(\mathbf{x}_{k-1}) = \mathbf{K}\mathbf{y}_{k-1}, \quad (2)$$

This work was supported by U-go Grant of Niigata University.

<sup>1</sup>In [4], the function space  $\mathcal{F}$  is referred to as observable space.

where we refer to  $\tilde{\mathcal{F}}$  as feature space.  $\tilde{\mathcal{F}}$  can be interpreted as a space of coefficient vectors which contain a finite number of scalars multiplied to eigen vectors of subspace of  $\mathcal{F}$  to approximate  $\psi \in \mathcal{F}$  with linear combination.

To derive the matrix  $\mathbf{K}$ , data matrix

$$\mathbf{Y}_{k:\ell} \triangleq (\mathbf{y}_k \quad \mathbf{y}_{k+1} \quad \cdots \quad \mathbf{y}_\ell) \in \mathbb{R}^{L \times (\ell-k+1)} \quad (3)$$

is defined by the coefficient vectors  $\{\mathbf{y}_k \in \tilde{\mathcal{F}}\}_{k=0}^{N-1}$ , where  $k \leq \ell \leq N-1$ . Then,  $\mathbf{K}$  is approximately obtained by

$$\mathbf{K} = \mathbf{Y}_{1:N-1} \mathbf{Y}_{0:N-2}^+ \quad (4)$$

as a solution of  $\mathbf{K} \in \arg \min_{\mathbf{A}} \|\mathbf{Y}_{1:N-1} - \mathbf{A} \mathbf{Y}_{0:N-2}\|_F^2$ , where  $\|\cdot\|_F$  represents the Frobenius norm and superscript  $+$  represents the pseudo-inverse of Moore-Penrose.

Matrix  $\mathbf{K}$  is decomposed by the following procedure [3,4]. First, the singular value decomposition (SVD) is applied to  $\mathbf{Y}_{0:N-2}$  to obtain  $\mathbf{U}_r \in \mathbb{C}^{L \times r}$ ,  $\Sigma_r \in \mathbb{C}^{r \times r}$ ,  $\mathbf{V}_r \in \mathbb{C}^{(N-1) \times r}$ , where  $r \leq \text{rank}(\mathbf{Y}_{0:N-2})$ . Let here  $\tilde{\mathbf{K}} = \mathbf{U}_r^* \mathbf{Y}_{2:N-1} \mathbf{V}_r \Sigma_r^{-1}$ , which is a projection of  $\mathbf{K}$  to  $\mathbf{U}_r$ . Then, we obtain  $\mathbf{W} \in \mathbb{C}^{r \times r}$  such that  $\tilde{\mathbf{K}} \mathbf{W} = \mathbf{W} \Lambda$ , where  $\Lambda \in \mathbb{C}^{r \times r}$  represents a diagonal matrix, superscript  $*$  means Hermitian transposition. Since  $\mathbf{K}$  and  $\tilde{\mathbf{K}}$  are similar,  $\Lambda$  consists of eigenvalues of  $\mathbf{K}$ . The dynamic mode  $\Phi$  of  $\mathbf{K}$  is obtained as

$$\Phi = \mathbf{Y}_{2:N-1} \mathbf{V}_r \Sigma_r^{-1} \mathbf{W}. \quad (5)$$

As a result, an approximation of time evolution equation is given by

$$\mathbf{y}_k \approx \Phi \Lambda^k \mathbf{b}_0, \quad (6)$$

where  $\mathbf{b}_0 = \Phi^+ \mathbf{y}_0$ . The temporal evolution formula of the original time series data  $\{\mathbf{x}_k\}_{k=0}^{N-1}$  is obtained by

$$\mathbf{x}_k \approx \mathbf{V} \Lambda^k \mathbf{b}_0, \quad (7)$$

where  $\mathbf{V} = \tilde{\mathbf{D}} \Phi$ ,  $\tilde{\mathbf{D}} = \arg \min_{\mathbf{D}} \|\mathbf{X}_{0:N-1} - \mathbf{D} \mathbf{Y}_{0:N-1}\|_F^2$  and  $\mathbf{X}_{k:\ell} \triangleq (\mathbf{x}_k \quad \mathbf{x}_{k+1} \quad \cdots \quad \mathbf{x}_\ell) \in \mathbb{R}^{M \times (\ell-k+1)}$ . Note that  $\tilde{\mathbf{D}}: \tilde{\mathcal{F}} \rightarrow \mathcal{M}$  has a role of a synthesis dictionary.

Let  $t$  be continuous time and  $\Delta t$  be the sampling interval. Then, the continuous version of the time evolution equation is given by

$$\mathbf{x}(t) = \mathbf{V} e^{\Omega t} \mathbf{b}_0, \quad (8)$$

where  $\Omega = \ln \Lambda / \Delta t$ .  $\Omega$  and  $\Lambda$  are diagonal matrices, and  $\ln(\cdot)$  takes a logarithm for each diagonal element.

For existing EDMD techniques, an appropriate selection of map  $\Psi$  is crucial [4]. Although methods such as using kernels [4] and neural networks [8] are proposed, how to incorporate structure suitable for spatial relations into the mapping is nontrivial. In the above approach, there remains a problem how to incorporate spatial structures into map  $\Psi$ .

### 3. CONVOLUTIONAL-SPARSE-CODED DMD

In this section, we propose an EDMD with a synthesis-dictionary-oriented approach to make appropriate model setting simpler. Our proposed method starts to first find a synthesis dictionary  $\mathbf{D}$  which satisfies  $\mathbf{X}_{0:N-1} \approx \mathbf{D} \mathbf{Y}_{0:N-1}$  by using CSC instead of giving an analysis map  $\Psi$  as in Sect. 2 [9–12]. Fig. 1 summarizes the basic idea. The problem setting of CSC can be formulated as

$$\{\hat{\mathbf{D}}, \{\hat{\mathbf{y}}_k\}\} = \arg \min_{\mathbf{D}, \{\mathbf{y}_k\}} J(\mathbf{D}, \{\mathbf{y}_k\} | \{\mathbf{x}_k\}), \quad (9)$$

$$J(\mathbf{D}, \{\mathbf{y}_k\} | \{\mathbf{x}_k\}) \triangleq \sum_{k=0}^{N-1} \left( \frac{1}{2} \|\mathbf{x}_k - \mathbf{D} \mathbf{y}_k\|_2^2 + \lambda \rho(\mathbf{y}_k) \right), \quad (10)$$

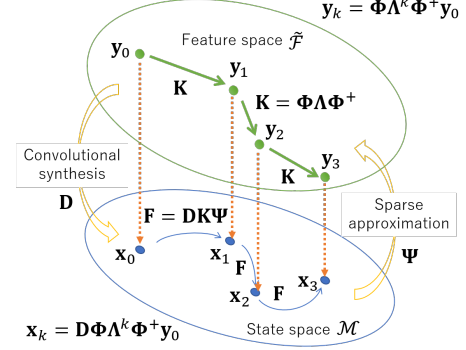


Fig. 1. Basic concept of proposed CSC-DMD.

where  $J$  is a cost function,  $\rho: \tilde{\mathcal{F}} \rightarrow [0, \infty)$  is a regularization term and  $\lambda \geq 0$  is a regularization parameter. (9) is a simultaneous optimization problem of dictionary  $\mathbf{D}$  and sparse coefficient vectors  $\{\mathbf{y}_k \in \tilde{\mathcal{F}}\}_{k=0}^{N-1}$ . As typical dictionary learning, we alternately apply a sparse approximation and dictionary update step until some stopping criterion is satisfied. These steps are summarized as follows:

**Sparse approximation step** Fix a synthesis dictionary  $\hat{\mathbf{D}}$  and obtain the sparse coefficients

$$\hat{\mathbf{y}}_k = \arg \min_{\mathbf{y} \in \mathbb{R}^L} \frac{1}{2} \|\mathbf{x}_k - \hat{\mathbf{D}} \mathbf{y}\|_2^2 + \lambda \rho(\mathbf{y}), \quad k = 0, 1, 2, \dots, N-1. \quad (11)$$

**Dictionary update step** Fix the set of sparse coefficient vectors  $\{\hat{\mathbf{y}}_k\}_{k=0}^{N-1}$  and update the synthesis dictionary as

$$\hat{\mathbf{D}} = \arg \min_{\mathbf{D} \in \mathbb{R}^{M \times L}} \frac{1}{2} \sum_{k=0}^{N-1} \|\mathbf{x}_k - \mathbf{D} \hat{\mathbf{y}}_k\|_2^2. \quad (12)$$

This work adopts a multidimensional filter bank with design parameters as a convolutional synthesis dictionary  $\mathbf{D}$ . In this case, (12) can be rewritten as  $\hat{\mathbf{D}} = \mathbf{D}_{\Theta}$ ,  $\Theta = \arg \min_{\Theta} \frac{1}{2} \sum_{k=0}^{N-1} \|\mathbf{x}_k - \mathbf{D}_{\Theta} \hat{\mathbf{y}}_k\|_2^2$ , where  $\Theta$  denotes a set of the design parameters. For example, a non-separable oversampled lapped transform (NSOLT) can be used [17], which yields a convolutional dictionary simultaneously satisfying the overlapping, redundant, symmetric, Parseval tight and no-DC leakage property.

Once we obtain a synthesis dictionary  $\hat{\mathbf{D}}$ , we can define a non-linear map  $\Psi$  by the following sparse approximation:

$$\Psi(\mathbf{x}) = \arg \min_{\mathbf{y} \in \mathbb{R}^L} \frac{1}{2} \|\mathbf{x} - \hat{\mathbf{D}} \mathbf{y}\|_2^2 + \lambda \rho(\mathbf{y}), \quad (13)$$

and can follow the EDMD steps. When  $\rho(\cdot) = \|\cdot\|_1$ , the iterative soft-thresholding algorithm (ISTA) can be used to solve (13) [18].

### 4. APPLICATION TO RIVER STATE ESTIMATION

In this section, we further propose a method to estimate invisible river bed shape to follow temporal variation of the flow path on the assumption that the river surface is visible. We formulate the problem as signal restoration with a hard constraint. Let us apply the proposed CSC-DMD prediction to constrain the restoration result and develop an algorithm for solving the problem through the PDS method [14–16]. Fig. 2 shows a schematic diagram of the river bed estimation system.

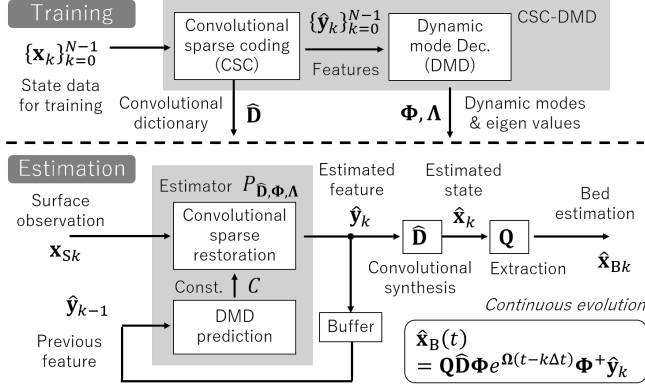


Fig. 2. Diagram of the proposed river bed estimation system

#### 4.1. Problem setting of river bed estimation

Let us consider the problem of estimating an invisible bottom shape  $\mathbf{x}_{Bk} \in \mathbb{R}^{m_B}$  from visible water surface shape  $\mathbf{x}_{Sk} \in \mathbb{R}^{m_S}$ , where  $\mathbf{x}_{Sk}$  and  $\mathbf{x}_{Bk}$  are assumed to exist at a time instance  $t = k\Delta t$ . Here, we can define a state space vector  $\mathbf{x}_k$  as

$$\mathbf{x}_k \triangleq \begin{pmatrix} \mathbf{x}_{Sk} \\ \mathbf{x}_{Bk} \end{pmatrix} \in \mathbb{R}^M, \quad (14)$$

where  $M = m_S + m_B$ . Provided that time series data  $\{\mathbf{x}_k\}_{k=0}^{N-1}$  is given as training data, we can obtain a time evolution equation (8) through CSC-DMD. In the followings, we discuss to construct an estimator  $\hat{\mathcal{P}}_{\hat{\mathbf{D}}, \Phi, \Lambda}: \mathbb{R}^{m_B} \times \mathbb{R}^L \rightarrow \mathbb{R}^L$ , which realizes the bottom shape estimation as

$$\hat{\mathbf{x}}_{Bk} = \mathbf{Q} \hat{\mathbf{D}} \hat{\mathbf{y}}_k \quad (15)$$

$$\hat{\mathbf{y}}_k = \mathcal{P}_{\hat{\mathbf{D}}, \Phi, \Lambda}(\mathbf{x}_{Sk}, \hat{\mathbf{y}}_{k-1}), \quad (16)$$

where  $\hat{\mathbf{x}}_{Bk}$  and  $\hat{\mathbf{y}}_k$  are estimates of river bed shape and feature vector at time  $k$ , respectively, and  $\mathbf{Q}$  is the matrix that extracts  $\mathbf{x}_{Bk}$  from vector  $\mathbf{x}_k$  defined by  $\mathbf{Q} \triangleq (\mathbf{O} \quad \mathbf{I})$ , where  $\mathbf{O}$  and  $\mathbf{I}$  are the zero and identity matrices, respectively.

By using  $\hat{\mathbf{b}}_k = \Phi^+ \hat{\mathbf{y}}_k$ , we can update the time evolution equation of river bed as

$$\hat{\mathbf{x}}_{B\ell} = \mathbf{Q} \mathbf{V} \Lambda^{\ell-k} \hat{\mathbf{b}}_k, \quad (17)$$

for  $\ell \geq k$ , that is,

$$\hat{\mathbf{x}}_B(t) = \mathbf{Q} \mathbf{V} e^{\Omega(t-k\Delta t)} \hat{\mathbf{b}}_k, \quad (18)$$

for  $t \geq k\Delta t$ .

#### 4.2. Sparse signal restoration with CSC-DMD prediction

For the river bed estimation, we define a sparse signal restoration model with a hard constraint determined by the CSC-DMD prediction that takes both of the current observation and past estimation into account. We give the estimator  $\mathcal{P}_{\hat{\mathbf{D}}, \Phi, \Lambda}(\mathbf{x}_{Sk}, \hat{\mathbf{y}}_{k-1})$  as

$$\begin{aligned} \hat{\mathbf{y}}_k &= \arg \min_{\mathbf{y} \in \mathbb{R}^L} \frac{1}{2} \|\mathbf{x}_{Sk} - \mathbf{P} \hat{\mathbf{D}} \mathbf{y}\|_2^2 + \lambda \rho(\mathbf{y}), \\ \text{s.t. } &\|\hat{\mathbf{D}}(\Phi \Lambda \Phi^+ \hat{\mathbf{y}}_{k-1} - \mathbf{y})\|_2^2 \leq \varepsilon^2, \end{aligned} \quad (19)$$

where  $\mathbf{P} \triangleq (\mathbf{I} \quad \mathbf{O})$  and  $\varepsilon \in [0, \infty)$  determines the tolerance of the prediction error.

#### Algorithm 1 CSC-DMD predicted sparse signal restoration

**Input:**  $\mathbf{x}_S, \mathbf{y}^{(0)}, \mathbf{q}^{(0)}$

**Output:**  $\hat{\mathbf{x}}_B, \hat{\mathbf{y}}$

```

1:  $n \leftarrow 0$ 
2:  $\mathbf{x}^{(0)} = \hat{\mathbf{D}} \mathbf{y}^{(0)}$ 
3: while A stopping criterion is not satisfied do
4:    $\mathbf{g} \leftarrow \hat{\mathbf{D}}^\top (\mathbf{P}^\top (\mathbf{P} \mathbf{x}^{(n)} - \mathbf{x}_S) + \mathbf{q}^{(n)})$ 
5:    $\mathbf{y}^{(n+1)} = \mathfrak{G}_\rho(\mathbf{y}^{(n)} - \gamma_1 \mathbf{g}, \sqrt{\gamma_1 \lambda})$ 
6:    $\mathbf{x}^{(n+1)} = \hat{\mathbf{D}} \mathbf{y}^{(n+1)}$ 
7:    $\mathbf{u} \leftarrow 2\mathbf{x}^{(n+1)} - \mathbf{x}^{(n)}$ 
8:    $\mathbf{z} \leftarrow \mathbf{q}^{(n)} + \gamma_2 \mathbf{u}$ 
9:    $\mathbf{q}^{(n+1)} = \mathbf{z} - \gamma_2 P_C(\gamma_2^{-1} \mathbf{z})$ 
10:   $n \leftarrow n + 1$ 
11: end while
12:  $\hat{\mathbf{x}}_B = \mathbf{Q} \mathbf{x}^{(n)}$ 
13:  $\hat{\mathbf{y}} = \mathbf{y}^{(n)}$ 

```

#### 4.3. River bed estimation algorithm

In order to solve the problem in (19), we adopt the PDS method [14–16, 19]. **Algorithm 1** shows the derived algorithm, where  $\mathfrak{G}_\rho(\cdot, \sigma): \mathbb{R}^L \rightarrow \mathbb{R}^L$  is a Gauss denoiser with regularizer  $\rho$  [16].  $\gamma_1$  and  $\gamma_2$  are step size parameters, which should be set to hold  $\gamma_1 \gamma_2 (\sigma_1(\hat{\mathbf{D}}))^2 \leq 1$ , where  $\sigma_1$  means the maximum singular value [16]. Note that if the synthesis dictionary  $\hat{\mathbf{D}}$  satisfies the Parseval tightness  $\hat{\mathbf{D}} \hat{\mathbf{D}}^\top = \mathbf{I}$ , then  $\sigma_1(\hat{\mathbf{D}}) = 1$  holds. Non-separable oversampled lapped transform can guarantee this property [17].

The optimization problem in (19) is rewritten as

$$\hat{\mathbf{y}} = \arg \min_{\mathbf{y} \in \mathbb{R}^L} f_{\mathbf{x}_S}(\mathbf{P} \hat{\mathbf{D}} \mathbf{y}) + \lambda \rho(\mathbf{y}) + \iota_C(\hat{\mathbf{D}} \mathbf{y}), \quad (20)$$

where  $f_{\mathbf{v}}: \mathbb{R}^{m_S} \rightarrow [0, \infty)$  is a data fidelity term,  $\rho: \mathbb{R}^L \rightarrow [0, \infty)$  is a regularization term,  $\iota_C: \mathbb{R}^M \rightarrow \{0, \infty\}$  is an indicator function of a constraint set  $C$ , and they have the following forms:  $f_{\mathbf{v}}(\mathbf{x}) = \frac{1}{2} \|\mathbf{v} - \mathbf{x}\|_2^2$ ,  $\rho(\mathbf{y}) = \|\mathbf{y}\|_1$  and  $C = \{\mathbf{x} \in \mathbb{R}^M \mid \|\mathbf{c} - \mathbf{x}\|_2^2 \leq \varepsilon^2\}$ , where  $\mathbf{c} = \hat{\mathbf{D}} \Phi \Lambda \Phi^+ \hat{\mathbf{y}}_{k-1} \in \mathbb{R}^M$ .

Since  $\rho(\cdot) = \|\cdot\|_1$ , the Gaussian denoiser  $\mathfrak{G}_\rho(\cdot, \sigma)$  is reduced to the soft thresholding

$$\mathfrak{G}_{\|\cdot\|_1}(\mathbf{x}, \sigma) = \text{sgn}(\mathbf{x}) \odot \max(\text{abs}(\mathbf{x}) - \sigma^2 \mathbf{1}, \mathbf{0}), \quad (21)$$

where  $\text{sgn}(\cdot)$  and  $\text{abs}(\cdot)$  return the sign and the absolute value for each element, respectively,  $\max(\cdot, \cdot)$  returns the maximum value element-wisely,  $\odot$  denotes the Hadamard product,  $\mathbf{0}$  and  $\mathbf{1}$  are vectors of all zeros and all ones, respectively. The metric projection  $P_C(\cdot)$  is given as

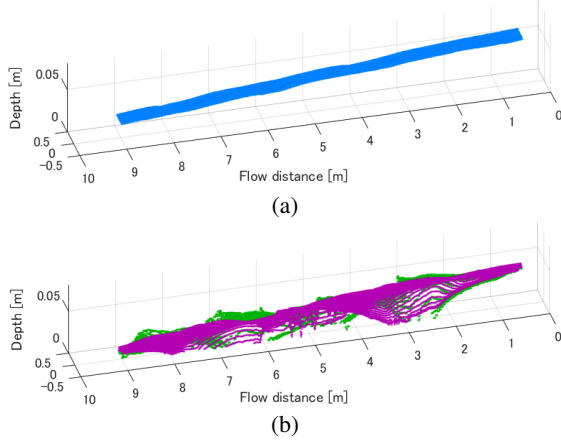
$$P_C(\mathbf{x}) = \begin{cases} \mathbf{x}, & \mathbf{x} \in C, \\ \mathbf{c} + \frac{\varepsilon}{\|\mathbf{x} - \mathbf{c}\|_2} (\mathbf{x} - \mathbf{c}), & \text{otherwise} \end{cases} \quad (22)$$

### 5. PERFORMANCE EVALUATION


In this section, in order to show the significance of the proposed method, we evaluate the estimation performance.

#### 5.1. Experimental river setup

Hoshino et al. developed a river experimental setup to simultaneously measure the shape of water surface and bottom sediment to understand the sand transportation mechanism in river [13]. The system, which we call stream tomography (ST), scans flowing water and



**Fig. 3.** River state measured by ST at 440 minutes after the start of water and sand inflow. (a) water surface, (b) bed shape, where the measurement is in magenta and the estimation is in green ( $\varepsilon = 0.02$ ). The number of points are  $41 \times 851$ .



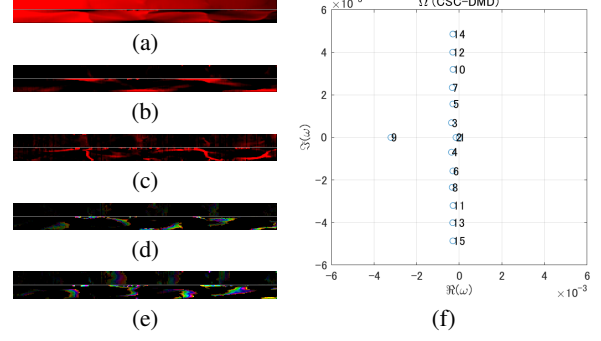
**Fig. 4.** Result of Type-I NSOLT dictionary learning, where decimation factor  $[M_y, M_x, M_z] = [2, 4, 2]$ , polyphase order  $[N_y, N_x, N_z] = [2, 2, 0]$ , and the number of channels  $P = 20$ . Every filter kernel has symmetry and is of size  $6 \times 12 \times 2$ . The parseval tight and no-DC leakage property hold. Green and red means positive and negative value, respectively.

moving sand by using sheet laser to detect their reflective position. The experimental river model is of length 12m and of width 0.45m, and the water path gradient is 1/200 and the flow rate is 2.0ℓ/sec. Fig. 3 (a) shows an example of the measured water surface, and the corresponding bottom shape is shown in Fig. 3 (b) in magenta.

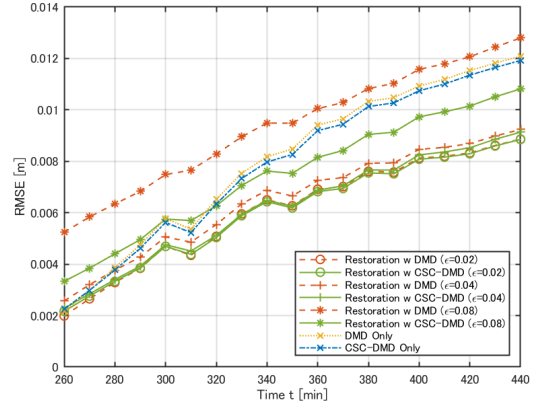
As the training data for CSC-DMD, the ST measurement data of water surface and bed shape from 100 to 250 minutes after the start of inflow are used, where the interval is set to 10 minutes. In addition, the measurement data from 260 to 440 minutes are used as test data for evaluating the bottom shape estimation.

## 5.2. Result of CSC-DMD learning

Fig. 4 shows convolutional kernels trained for ST data, and Fig. 5 shows some of dynamic modes and placement of eigenvalues in  $\Omega$  learned by CSC-DMD. Type-I NSOLT is adopted to construct a convolutional dictionary  $\mathbf{D}$  and is configured with decimation factor  $[M_y, M_x, M_z] = [2, 4, 2]$ , polyphase order  $[N_y, N_x, N_z] = [2, 2, 0]$ , and the number channels  $P = 20$  [17]. The Parseval tight and no-DC leakage property are set to hold. Every filter has symmetry and is of size  $6 \times 12 \times 2$ . Atom termination is applied to the boundary [20, 21]. The sparse approximation in (11) and (13) used ISTA [18]. In the dictionary update step (12), a stochastic gradient descent method with AdaGrad was adopted [22–24], where 128 patches of size  $32 \times 128 \times 2$  voxels were randomly extracted from the ST training data.



**Fig. 5.** Examples of dynamic modes in  $\mathbf{V}$  and placement of the eigenvalues of CSC-DMD. (a) constant mode 1, (b)(c) decay mode 2,9, (d)(e) vibration decay mode 3,4, where the upper and lower half potion correspond to the water surface and bed shape, respectively, and hue corresponds to the phase and red means real number. (f) placement of eigenvalues in  $\Omega$ .



**Fig. 6.** Experimental result of river bed estimation

## 5.3. Experimental results of river bed estimation

Let us evaluate the river bed estimation performance of the proposed method. We compare the results of the CSC-DMD-predicted sparse signal restoration with those of the normal-DMD-predicted one. The latter corresponds to the CSC-DMD with the identity dictionary  $\mathbf{D} = \mathbf{I}$ . Fig. 6 shows the root mean squared error (RMSE) results for the test data, where  $\varepsilon \in \{0.02, 0.04, 0.08\}$ ,  $\lambda = 8 \times 10^{-3}$ ,  $\gamma_1 = 1 \times 10^{-3}$  and  $\gamma_2 = 950$ . It is verified that the CSC-DMD prediction in green plots show better performance than the normal DMD in red plots, and the proposed restoration method shows superior performance to the bare DMD prediction in yellow and the bare CSC-DMD prediction in blue.

## 6. CONCLUSIONS

In this work, we proposed to apply CSC to EDMD. In order to verify the significance of the proposed method, we tried to adopt the method for estimating a time series of invisible river bed shape from a sequence of visible river surface snapshots. The proposed method was evaluated for data acquired by a river experimental setup. It was shown that the proposed method achieves better performance than the DMD approach. As future works, we will study the tolerance to state change, spatial transition and multi-scaleability.

## 7. REFERENCES

- [1] P. J. Schmid, “Dynamic mode decomposition of numerical and experimental data,” *Journal of fluid mechanics*, vol. 656, pp. 5–28, Aug. 2010.
- [2] J. H. Tu, C. W. Rowley, D. M. Luchtenburg, S. L. Brunton, and J. N. Kutz, “On dynamic mode decomposition: Theory and applications,” *Journal of Computational Dynamics*, vol. 1, no. 2, pp. 391–421, 2014.
- [3] J. N. Kutz, S. L. Brunton, B. W. Brunton, and J. L. Proctor, *Dynamic mode decomposition: data-driven modeling of complex System*, SIAM, 2016.
- [4] M. O. Williams, I. G. Kevrekidis, and C. W. Rowley, “A data-driven approximation of the Koopman operator: Extending dynamic mode decomposition,” *Journal of Nonlinear Science*, vol. 25, no. 6, pp. 1307–1346, Dec. 2015.
- [5] C. W. Rowley, I. Mezić, S. Bagheri, P. Schatter, and D. S. Henningson., “Spectral analysis of nonlinear flows,” *Journal of Fluid Mechanics*, vol. 641, pp. 115–127, 2009.
- [6] N. W. Arnell and S. N. Gosling, “The impacts of climate change on river flood risk at the global scale,” *Climatic Change*, vol. 134, no. 3, pp. 387 – 401, Feb. 2016.
- [7] W. Liao, G. Cheung, S. Muramatsu, H. Yasuda, and K. Hayasaka, “Graph learning & fast transform coding of 3d river data,” *Proc. of APSIPA Annual Summit and Conf*, Nov. 2018, to appear.
- [8] E. Yeung, S. Kundu, and N. Hodas, “Learning deep neural network representations for Koopman operators of nonlinear dynamical systems,” *31st Conference on Neural Information Processing System*, Aug. 2017.
- [9] V. Pappas, J. Sulam, and M. Elad, “Working locally thinking globally: theoretical guarantees for convolutional sparse coding,” *IEEE Transactions on Signal Processing*, vol. 65, no. 21, Nov. 2017.
- [10] B. Wohlberg, “Efficient algorithms for convolutional sparse representations,” *IEEE Transactions on Image Processing*, vol. 25, no. 1, Jan. 2016.
- [11] C. G.-Cardona and B. Wohlberg, “Subproblem coupling in convolutional dictionary learning,” *IEEE International Conference on Image Processing (ICIP)*, vol. DOI: 10.1109/ICIP.2017.8296571, 2017.
- [12] J. Sulam, V. Pappas, Y. Romano, and M. Elad, “Multilayer convolutional sparse modeling: Pursuit and dictionary learning,” *IEEE Trans. Signal Process.*, vol. 66, no. 15, pp. 4090–4104, Aug. 2018.
- [13] T. Hoshino, H. Yasuda, and M. Kurahashi, “Direct measurement method of formation processes of alternate bars(in Japanese),” *Journal of Japan Society of Civil Engineers A2*, vol. 74, no. 1, pp. 63–74, 2018.
- [14] L. Condat, “A primal–dual splitting method for convex optimization involving Lipschitzian, proximable and linear composite terms,” *Journal of Optimization Theory and Applications*, vol. 158, no. 2, pp. 460–479, Aug. 2013.
- [15] S. Ono and I. Yamada, “Hierarchical convex optimization with primal-dual splitting,” *IEEE Trans. Signal Process.*, vol. 63, no. 2, pp. 373–388, Jan. 2015.
- [16] S. Ono, “Primal-dual plug-and-play image restoration,” *IEEE Signal Process. Lett.*, vol. 24, no. 8, pp. 1108–1112, Aug. 2017.
- [17] S. Muramatsu, K. Furuya, and N. Yuki, “Multidimensional nonseparable oversampled lapped transforms: Theory and design,” *IEEE Trans. Signal Process.*, vol. 65, no. 5, pp. 1251–1264, Mar. 2017.
- [18] I. Daubechies, M. Defrise, and C. D. Mol, “An iterative thresholding algorithm for linear inverse problems with a sparsity constraint,” *Communications on Pure and Applied Mathematics*, pp. 1413–1457, Aug. 2004.
- [19] L. Condat, “A generic proximal algorithm for convex optimizationapplication to total variation minimization,” *IEEE Trans. Signal Process.*, vol. 21, no. 8, pp. 985 – 989, Aug. 2014.
- [20] K. Furuya, S. Hara, and S. Muramatsu, “Boundary operation of 2-d non-separable oversampled lapped transforms,” *APSIPA Trans. on Signal and Info. Process.*, vol. 5, pp. 1 – 9, Apr. 2016.
- [21] S. Muramatsu, T. Kobayashi, M. Hiki, and H. Kikuchi, “Boundary operation of 2-d non-separable linear-phase paraunitary filter banks,” *IEEE Trans. Image Process.*, vol. 21, pp. 2314 – 2318, Apr. 2012.
- [22] J. Duchi, E. Hazan, and Y. Singer, “Adaptive subgradient methods for online learning and stochastic optimization,” *The Journal of Machine Learning Research*, vol. 12, pp. 2121–2159, July 2011.
- [23] S. Muramatsu, M. Ishii, and Z. Chen, “Efficient parameter optimization for example-based design of nonseparable oversampled lapped transform,” *Proc. of IEEE International Conference on Image Processing (ICIP)*, pp. 3618–3622, Sep. 2016.
- [24] G. Fujii and S. Muramatsu, “Adaptive learning rate control for nonseparable oversampled lapped transform design,” *Proc. of ITC-CSCC*, pp. 186–189, July 2017.