

Average optimal cost for the Euclidean TSP in one dimension

Sergio Caracciolo,^{*} Andrea Di Gioacchino,[†] Enrico M. Malatesta,[‡] and Carlo Vanoni[§]

Dipartimento di Fisica, University of Milan and INFN, via Celoria 16, 20133 Milan, Italy

(Dated: March 29, 2022)

The traveling-salesman problem is one of the most studied combinatorial optimization problems, because of the simplicity in its statement and the difficulty in its solution. We study the traveling salesman problem when the positions of the cities are chosen at random in the unit interval and the cost associated to the travel between two cities is their distance elevated to an arbitrary power $p \in \mathbb{R}$. We characterize the optimal cycle and compute the average optimal cost for every number of cities when the measure used to choose the position of the cities is flat and asymptotically for large number of cities in the other cases. We also show that the optimal cost is a self-averaging quantity, and we test our analytical results with extensive simulations.

I. INTRODUCTION

Since many years [1–6] we know that there is a deep relation between combinatorial optimization problems and statistical mechanics of disordered systems at zero temperature. This relation has been fully exploited in the case of random problems defined on graphs with weights associated to the edges of the graph, when these one are independent, identically distributed random variables [7–15]. With this version of randomness there is no effect due to the geometry of the underlying space. In the Euclidean problems, instead, the graph is embedded in a compact subspace of \mathbb{R}^d and the positions of the vertices of the graph are independent random variables while the weights associated to the edges are, generically, a function of the distance between the corresponding vertices. Therefore these weights are now correlated because of the Euclidean geometry. These correlations prevent us to obtain typical properties of the systems under analysis by exploiting the standard replica (or cavity) methods. Only in very high dimension d one can hope to deal with correlations as perturbation in the solution of the random-link case [16]. On the opposite side, the case $d = 1$ can be simple enough to allow exact solutions, at least when the cost function is a convex function of its argument, i.e. the length of the edges. This is the case for several random Euclidean optimization problems on the complete bipartite graph: the matching problem (or 1-factor, that is dimer covering) [17–20], the 2-factor problem (or 2-matching that is loop covering) [21] and finally the traveling salesman problem (that is covering of the lattice with a unique loop, i.e. an Hamiltonian cycle) [22]. Interestingly enough, in all these problems, the optimal total costs are not self-averaging, and their values are simply related. The understanding of the $d = 1$ solution has been useful to allow some generalization in higher dimension, at least for some particular choices of the cost function [23–27].

In the case $d = 1$ for the complete (monopartite) graph, only the matching problem has been analyzed [19]. In this paper we will study the traveling salesman problem (TSP)

on the complete graph embedded in the unit interval $[0, 1]$, with open boundary conditions and a very general form of the cost function. We will derive the average cost for the optimal solution and look for the finite-size corrections.

From the point of view of computational complexity, the matching problem is simple, because there is an algorithm which finds the optimal solution also in the worst case in a time which scales polynomially with the number of vertices. At variance, the TSP is considered the archetypal “hard” problem in combinatorial optimization [28]. Nevertheless it can be stated in very simple terms: given N cities and $N(N - 1)/2$ values that represent the cost paid for traveling between all pairs of them, the TSP consists in finding the tour that visits all the cities and finally comes back to the starting point with the least total cost to be paid for the journey. The Euclidean TSP, where the costs to travel from one city to another are the Euclidean distances between them, remains NP-complete [29]. A closed formula for the average optimal cost for the TSP for the random-link model, in the monopartite case, has been obtained only using cavity method [14] since with replica method some technical problems arise [10]. For this reason an analytical study of the finite-size corrections in the random TSP, where replicas are a natural tool, is still lacking. This is contrary to what happens to similar problems like the matching problem, where, in the random-link approximation these issues do not arise [9], and one can compute easily finite-size corrections [12, 30], also for quite generic disorder distribution of the link variables [31].

The paper is organized as follows. In Sec. II we define the combinatorial optimization problem in a generic graph. We introduce the random-link and the Euclidean stochastic version of the problem. In Sec. III we recall some basic concepts and results used in the derivation of the solution in the case of the bipartite graph when the cost is a convex and increasing function. In Sec. IV we give a complete discussion of what are the possible optimal solutions in the different instances of the problem by changing the cost function. The evaluation of the average total cost and of its variance is presented and discussed in Sec. V. Some conclusion are given in Sec. VI. Technical details have been collected, as far as possible, in the appendices.

^{*} sergio.caracciolo@mi.infn.it

[†] andrea.digioacchino@unimi.it

[‡] enrico.m.malatesta@gmail.com

[§] carlo.vanoni@studenti.unimi.it

II. THE PROBLEM

Given a generic (undirected) graph $\mathcal{G} = (\mathcal{V}, \mathcal{E})$, a *cycle* of length k is a sequence of edges $e_1, e_2, \dots, e_k \in \mathcal{E}$ in which two subsequent edges e_i and e_{i+1} share a vertex for $i = 1, \dots, k$; in the $i = k$ case the edge e_{k+1} must be identified with the edge e_1 . The cycle is simple if it touches every vertex only once, except for the starting and ending vertices. From now on when we will use the word cycle to mean a simple cycle. A cycle is said to be *Hamiltonian* when it passes through all the vertices of the graph. A graph that contains an Hamiltonian cycle is called an Hamiltonian graph. Determining if a graph is Hamiltonian is an NP-complete problem [28]. The complete graph with N vertices \mathcal{K}_N is Hamiltonian for $N > 2$. The bipartite complete graph with $N + M$ vertices $\mathcal{K}_{N,M}$ is Hamiltonian for $M = N > 1$.

We denote by \mathcal{H} the set of Hamiltonian cycles of the graph \mathcal{G} . Let us assign to each edge $e \in \mathcal{E}$ of the graph \mathcal{G} a positive weight $w_e > 0$. We can associate to each Hamiltonian cycle $h \in \mathcal{H}$ a total cost

$$E(h) := \sum_{e \in h} w_e. \quad (1)$$

In the (weighted) Hamiltonian cycle problem we search for the Hamiltonian cycle $h \in \mathcal{H}$ that minimizes the total cost in (1) i.e.

$$E(h^*) = \min_{h \in \mathcal{H}} E(h), \quad (2)$$

where we have denoted by $h^* \in \mathcal{H}$ the optimal Hamiltonian cycle. The search of the Hamiltonian cycle h^* that minimizes the total cost is also called *traveling salesman problem* (TSP), since the N vertices of the graph can be seen as cities and the weight for each edge can be interpreted as the cost paid to travel the route distance between them.

One can introduce in different ways the weights. For example, consider when the graph \mathcal{K}_N is embedded in \mathbb{R}^d , that is for each $i \in [N] = \{1, 2, \dots, N\}$ we associate a point $x_i \in \mathbb{R}^d$, and for $e = (i, j)$ with $i, j \in [N]$ we introduce a cost which is a function of their Euclidean distance

$$w_e = |x_i - x_j|^p, \quad p \in \mathbb{R}. \quad (3)$$

When $p = 1$, we obtain the usual *Euclidean* TSP.

In statistical physics, one is interested in introducing randomness in the problem to study the typical properties of the optimal solution, as for example the average optimal cost

$$\bar{E} := \overline{E(h^*)}. \quad (4)$$

We have denoted by a bar the average over the disorder. The simplest way to introduce it is to consider the weights w_e independent and identically distributed random variables. In this case the problem is called *random* TSP and has been previously studied using the replica and the cavity method [4, 7, 8, 10, 11, 14, 32]. In particular, the results for the average optimal cost obtained were also proved rigorously [33]. In the random Euclidean TSP case [34–38], instead, one extracts

randomly the positions of the points. As a consequence, this is a more challenging problem due to the presence of correlations between weights. The weights w_e can be chosen to be, in general, a function of the Euclidean distance between two points and, in this work, we will use the function given in equation (3).

Another problem related to the TSP that we have introduced in Sec. I is the so called *2-factor* problem. It can be seen as a relaxation of the TSP since it does not have the single loop condition. In other words, the 2-factor problem corresponds to find the minimum loop-covering of the graph. In the following we will denote with \mathcal{M}_2 the set of all possible 2-factors of the graph \mathcal{G} .

III. OPTIMAL CYCLE FOR THE BIPARTITE COMPLETE GRAPH, $p > 1$

We will summarize here, first, some results for the TSP defined on a bipartite complete graph $\mathcal{K}_{N,N}$ embedded on the interval $\Omega = [0, 1] \subset \mathbb{R}$, which will be useful in the following.

Let us call $\mathcal{R} := \{r_i\}_{i=1, \dots, N} \subset \Omega$ and $\mathcal{B} := \{b_j\}_{j=1, \dots, N} \subset \Omega$ two sets of points, both of cardinality N , in the interval Ω . All points are supposed to be realizations of random variables which are identically and independently distributed over Ω , according to the flat distribution.

Remember that the bipartite complete graph $\mathcal{K}_{N,N}$ has $\frac{N!(N-1)!}{2}$ Hamiltonian cycles. Indeed, given two permutations $\sigma, \pi \in \mathcal{S}_n$ the sequence of points

$$h[(\sigma, \pi)] := (r_{\sigma(1)}, b_{\pi(1)}, r_{\sigma(2)}, b_{\pi(2)}, \dots, r_{\sigma(N)}, b_{\pi(N)}, r_{\sigma(1)}) \quad (5)$$

defines a closed walk starting from $\sigma(1)$ and therefore if we fix $\sigma(1) = 1$ this sequence or, equivalently, the sequence obtained by reversing the order defines an Hamiltonian cycle.

In a previous paper [22] we proved that, if both red and blue points are ordered, i.e. $r_1 \leq \dots \leq r_N$ and $b_1 \leq \dots \leq b_N$, the optimal cycle is defined by $h^* = \tilde{h} := h[(\tilde{\sigma}, \tilde{\pi})]$ with

$$\tilde{\sigma}(i) := \begin{cases} 2i - 1 & i \leq (N + 1)/2 \\ 2N - 2i + 2 & i > (N + 1)/2 \end{cases} \quad (6)$$

and

$$\tilde{\pi}(i) = \tilde{\sigma}(N + 1 - i) \quad (7)$$

which is exactly the reverse of $\tilde{\sigma}$. Therefore at fixed ordered set of red and blue points the optimal cost is exactly

$$E_N(\tilde{h}) = |r_1 - b_1|^p + |r_N - b_N|^p + \sum_{i=1}^{N-1} [|b_{i+1} - r_i|^p + |r_{i+1} - b_i|^p], \quad (8)$$

for every realization of the disorder.

IV. OPTIMAL CYCLES ON THE COMPLETE GRAPH

We shall consider the complete graph \mathcal{K}_N with N vertices, that is with vertex set $V = [N] := \{1, \dots, N\}$. This graph has $\frac{(N-1)!}{2}$ Hamiltonian cycles. Indeed, each permutation π in the symmetric group of N elements, $\pi \in \mathcal{S}_N$, defines an Hamiltonian cycle on \mathcal{K}_N .

The sequence of points $(\pi(1), \pi(2), \dots, \pi(N), \pi(1))$ defines a closed walk with starting point $\pi(1)$, but the same walk is achieved by choosing any other vertex as starting point and also by following the walk in the opposite order, that is, $(\pi(1), \pi(N), \dots, \pi(2), \pi(1))$. As the cardinality of \mathcal{S}_N is $N!$ we get that the number of Hamiltonian cycles in \mathcal{K}_N is $\frac{N!}{2N}$.

In this section, we characterize the optimal Hamiltonian cycles for different values of the parameter p used in the cost function. Notice that $p = 0$ and $p = 1$ are degenerate cases, in which the optimal tour can be found easily.

A. The $p > 1$ case

We start by proving which is the optimal cycle when $p > 1$, for every realization of the disorder. Let us suppose to have N points $\mathcal{R} = \{r_i\}_{i=1, \dots, N}$ in the interval $[0, 1]$. As usual we will assume that the points are ordered, i.e. $r_1 \leq \dots \leq r_N$. Let us define the following Hamiltonian cycle

$$h^* = h[\tilde{\sigma}] = (r_{\tilde{\sigma}(1)}, r_{\tilde{\sigma}(2)}, \dots, r_{\tilde{\sigma}(N)}, r_{\tilde{\sigma}(1)}) \quad (9)$$

with $\tilde{\sigma}$ defined as in (6). In Appendix A we prove that

Proposition IV.1. *The Hamiltonian cycle which provides the optimal cost is h^* .*

Here we just sketch the main ideas behind the proof. Consider a generic Hamiltonian cycle, that is a $\sigma \in \mathcal{S}_N$ with $\sigma(1) = 1$ (which corresponds to the irrelevant choice of the starting point of the cycle). We can always introduce a new set of ordered points $\mathcal{B} := \{b_j\}_{j=1, \dots, N} \subset [0, 1]$, which we will call blue points, such that

$$b_i = \begin{cases} r_1 & \text{for } i = 1 \\ r_{i-1} & \text{otherwise.} \end{cases} \quad (10)$$

We consider now an Hamiltonian cycle on the complete bipartite graph with vertex sets \mathcal{R} and \mathcal{B} , which only uses links available in our monopartite problem and has the same cost of σ . In Appendix A we show how to build this cycle. So we have obtained a map between our monopartite problem and a bipartite one, which we know how to solve. Therefore, the solution of the bipartite problem gives us the optimal tour also for the monopartite case, which turns out to be h^* . Note also that the same Hamiltonian cycle is obtained using $\tilde{\pi}$ given in (7). A graphical representation of the optimal cycle for $p > 1$ and $N = 6$ is given in Fig. 1, left panel.

B. The $0 < p < 1$ case

We now prove that, given an ordered sequence $\mathcal{R} = \{r_i\}_{i=1, \dots, N}$ of N points in the interval $[0, 1]$, with $r_1 \leq \dots \leq r_N$, if $0 < p < 1$ and if

$$h^* = h[\mathbb{1}] = (r_{\mathbb{1}(1)}, r_{\mathbb{1}(2)}, \dots, r_{\mathbb{1}(N)}, r_{\mathbb{1}(1)}) \quad (11)$$

where $\mathbb{1}$ is the identity permutation, i.e.:

$$\mathbb{1}(j) = j \quad (12)$$

then

Proposition IV.2. *The Hamiltonian cycle which provides the optimal cost is h^* .*

The idea behind this result is that we can define a crossing in the cycle by drawing all the links as arcs in the upper half-plane in such a way that all the crossing between arcs cannot be eliminated by drawing the arcs in another way. An example of crossing is in the following figure



where we have not drawn the arcs which close the cycle to emphasize the crossing. Now, as shown in [17], if we are able to swap two crossing arcs with two non-crossing ones, the difference between the cost of the original cycle and the new one simply consists in the difference between a crossing matching and a non-crossing one, that is positive when $0 < p < 1$. Therefore the proof of Proposition IV.2, which is given in Appendix A, consists in showing how to remove a crossing (without breaking the cycle into multiple ones) and in proving that h^* is the only Hamiltonian cycle without crossings (see Fig. 1, right panel).

C. The $p < 0$ case

Here we study the properties of the solution for $p < 0$. Our analysis is based, again, on the properties of the $p < 0$ optimal matching solution. In [19] it is shown that the optimal matching solution maximizes the total number of crossings, since the cost difference of a non-crossing and a crossing matching is always positive for $p < 0$. This means that the optimal matching solution of $2N$ points on an interval is given by connecting the i -th point to the $(i + N)$ -th one with $i = 1, \dots, N$; in this way every edge crosses the remaining $N - 1$. Similarly to the $0 < p < 1$ case, suppose now to have a generic oriented Hamiltonian cycle and draw the connections between the vertices in the upper half plane (as before, eliminating all the crossings which depend on the way we draw the arcs). Suppose it is possible to identify a matching that is non-crossing, then the possible situations are the following two (we draw only the points and arcs involved in the non-crossing matching):

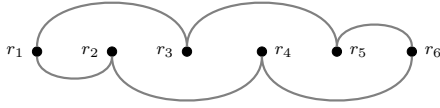


Figure 1: Optimal solutions for $N = 6$, for the $p > 1$ (left) and $0 < p < 1$ (right) cases. Notice how, in the $0 < p < 1$ case, when all the arcs are drawn in the upper half-plane above the points than there is no crossing between the arcs.

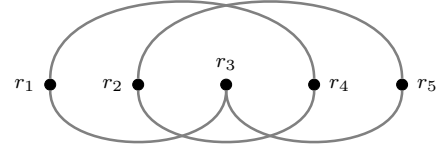
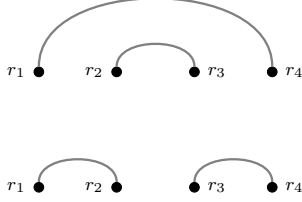


Figure 2: This is the optimal TSP and 2-factor problem solution for $N = 5$. Notice that there are no couples of edges which do not cross and which can be changed in a crossing couple.

In Appendix A, we prove that is not always possible to replace a non-crossing matching by a crossing one keeping unaltered the property of Hamiltonian cycle. This move is such that the cost of the new configuration is lower than the cost of the old one, since the cost gain is the difference between the costs of a non-crossing and a crossing matching, which is always positive for $p < 0$.

In this manner the proof for $p < 0$ goes on the same line of $0 < p < 1$, but instead of finding the cycle with no crossings, now we look for the one or ones that maximize them. However, as we will see in the following, one must distinguish between the N odd and even case. In fact, in the N odd case, only one cycle maximizes the total number of crossings, i.e. we have only one possible solution. In the N even case, on the contrary, the number of Hamiltonian cycles that maximize the total number of crossings are $\frac{N}{2}$.

a. N odd case Given an ordered sequence $\mathcal{R} = \{r_i\}_{i=1, \dots, N}$ of N points, with N odd, in the interval $[0, 1]$, with $r_1 \leq \dots \leq r_N$, consider the permutation σ defined as:

$$\sigma(i) = \begin{cases} 1 & \text{for } i = 1 \\ \frac{N-i+3}{2} & \text{for even } i > 1 \\ \frac{2N-i+3}{2} & \text{for odd } i > 1 \end{cases} \quad (13)$$

This permutation defines the following Hamiltonian cycle:

$$h^* := h[\sigma] = (r_{\sigma(1)}, r_{\sigma(2)}, \dots, r_{\sigma(N)}). \quad (14)$$

Proposition IV.3. *The Hamiltonian cycle which provides the optimal cost is h^* .*

The proof consist in showing that the only Hamiltonian cycle with the maximum number of crossings is h^* . As we discuss in Appendix A, the maximum possible number of crossings an edge can have is $N-3$. The Hamiltonian cycle under exam has $N(N-3)/2$ crossings, i.e. every edge in h^* has the maximum possible number of crossings. Indeed, the vertex a is connected with the vertices $a + \frac{N-1}{2} \pmod{N}$ and $a + \frac{N+1}{2} \pmod{N}$. The edge $(a, a + \frac{N-1}{2} \pmod{N})$ has $2\frac{N-3}{2} = N-3$ crossings due to the $\frac{N-3}{2}$ vertices $a+1 \pmod{N}, a+2 \pmod{N}, \dots, a + \frac{N-1}{2} - 1 \pmod{N}$ that contribute with 2 edges each. This holds also

for the edge $(a, a + \frac{N+1}{2} \pmod{N})$ and for each $a \in [N]$. As shown in Appendix A there is only one cycle with this number of crossings.

Now, notice that an Hamiltonian cycle is a particular loop covering. However, if we search for a loop covering in the $p < 0$ case, we need again to find the one which maximizes the number of crossings. Since the procedure of swapping two non-crossing with two crossing arcs can be applied to each loop covering but h^* it follows that:

Corollary 1. *h^* provides also the optimal 2-factor problem solution.*

An example of an Hamiltonian cycle discussed here is given in Fig. 2.

b. N even case In this situation, differently from the above case, the solution is not the same irrespectively of the disorder instance. More specifically, there is a set of possible solutions, and at a given instance the optimal is the one among that set with a lower cost. We will show how these solutions can be found and how they are related. In this section we will use the results obtained in Appendix B regarding the Monopartite Euclidean 2-factor for $p < 0$.

Given the usual sequence of points $\mathcal{R} = \{r_i\}_{i=1, \dots, N}$ of N points, with N even, in the interval $[0, 1]$, with $r_1 \leq \dots \leq r_N$, if $p < 0$, consider the permutation σ such that:

$$\sigma(i) = \begin{cases} 1 & \text{for } i = 1 \\ \frac{N}{2} - i + 3 & \text{for even } i \leq \frac{N}{2} + 1 \\ N - i + 3 & \text{for odd } i \leq \frac{N}{2} + 1 \\ i - \frac{N}{2} & \text{for even } i > \frac{N}{2} + 1 \\ i & \text{for odd } i > \frac{N}{2} + 1 \end{cases} \quad (15)$$

Given $\tau \in \mathcal{S}_N$ defined by $\tau(i) = i + 1$ for $i \in [N-1]$ and $\tau(N) = 1$, we call Σ the set of permutations $\sigma_k, k = 1, \dots, N$ defined as:

$$\sigma_k(i) = \tau^k(\sigma(i)) \quad (16)$$



Figure 3: The two possible optimal Hamiltonian cycles for $p < 0$, $N = 4$. For each specific instance one of them has a lower cost than the other, but differently from all the other cases ($p > 0$ or N odd) the optimal cycle is not the same for each disorder instance.

where $\tau^k = \tau \circ \tau^{k-1}$. Thus we have the following result:

Proposition IV.4. *The set of Hamiltonian cycles that provides the optimal cost is*

$$h_k^* := h[\sigma_k] = (r_{\sigma_k(1)}, r_{\sigma_k(2)}, \dots, r_{\sigma_k(N)}). \quad (17)$$

An example with $N = 4$ points is shown in Fig. 3. In Appendix B the optimal solution for the Euclidean 2-factor is obtained. In particular, we show how the solution is composed of a loop-covering of the graph. The idea for the proof of the TSP is to show how to join the loops in the optimal way in order to obtain the optimal TSP. The complete proof of the Proposition IV.4 is given in Appendix B.

Before ending this section, we want to extend to more general cost functions some of our results. As it is shown in [19], the cost function in (3), when $p < 0$, has the same matching properties of a class of functions usually called C -functions:

Definition IV.1. *We will say that a function $f : [0, 1] \rightarrow \mathbb{R}$ is a C -function if, given $0 < z_1 < z_2 < 1$, for any $\eta \in (0, 1 - z_2)$, $\mu \in (z_2, 1)$*

$$f(z_2) - f(z_1) \leq f(\eta + z_2) - f(\eta + z_1) \quad (18)$$

$$f(z_2) - f(z_1) \leq f(\mu - z_2) - f(\mu - z_1) \quad (19)$$

In case the cost is a C -function, the expression for the weight in (1) becomes:

$$w_e = f(|x_i - x_j|) \quad (20)$$

where f is a C -function.

Since both in the N odd case and in the N even case the results obtained only depend on the properties of the matching for $p < 0$, and since the weight w_e in (3) is a C -function for $p < 0$, our results for this case are valid in general for a C -function cost. It holds, then:

Proposition IV.5. *Given a cost function of the form:*

$$E(h) = \sum_{e \in h} w_e \quad (21)$$

where

$$w_e = f(|x_i - x_j|) \quad (22)$$

with f a C -function, the optimal cycle is given by (14) when N is odd and by (17) when N is even.

V. ANALYTICAL AND NUMERICAL RESULTS

In this section we will use the insight on the solution just obtained to compute typical properties of the optimal cost for various values of p .

A. Evaluation of the average costs

Given N random points chosen with flat distribution in the interval $[0, 1]$ and we order them in increasing position, the probability for finding the l -th point in $[x, x + dx]$ is given by

$$p_l(x)dx = \frac{\Gamma(N+1)}{\Gamma(l)\Gamma(N-l+1)} x^{l-1}(1-x)^{N-l}dx \quad (23)$$

while the probability for finding the l -th point in $[x, x + dx]$ and the s -th point in $[y, y + dy]$ is given, for $s > l$ by

$$p_{l,s}(x, y)dxdy = \frac{\Gamma(N+1)}{\Gamma(l)\Gamma(s-l)\Gamma(N-s+1)} x^{l-1} \times (y-x)^{s-l-1}(1-y)^{N-s} \theta(y-x)dxdy, \quad (24)$$

see for example [18, App. A]. It follows that

$$\int dx dy (y-x)^\alpha p_{l,l+k}(x, y) = \frac{\Gamma(N+1)\Gamma(k+\alpha)}{\Gamma(N+\alpha+1)\Gamma(k)} \quad (25)$$

independently from l , and, therefore, in the case $p > 1$ we obtain

$$\overline{E_N[h^*]} = [(N-2)(p+1) + 2] \frac{\Gamma(N+1)\Gamma(p+1)}{\Gamma(N+p+1)} \quad (26)$$

and in particular for $p = 2$

$$\overline{E_N[h^*]} = \frac{2(3N-4)}{(N+1)(N+2)}, \quad (27)$$

and for $p = 1$ we get

$$\overline{E_N[h^*]} = \frac{2(N-1)}{N+1}. \quad (28)$$

In the same way one can evaluate the average optimal cost when $0 < p < 1$, obtaining

$$\overline{E_N[h^*]} = \left[(N-1)\Gamma(p+1) + \frac{\Gamma(N+p-1)}{\Gamma(N-1)} \right] \frac{\Gamma(N+1)}{\Gamma(N+p+1)} \quad (29)$$

which coincides at $p = 1$ with (28) and, at $p = 0$, provides $\overline{E_N[h^*]} = N$. For large N , we get

$$\lim_{N \rightarrow \infty} N^{p-1} \overline{E_N[h^*]} = \begin{cases} \Gamma(p+2) & \text{for } p \geq 1 \\ \Gamma(p+1) & \text{for } 0 < p < 1. \end{cases} \quad (30)$$

The asymptotic cost for large N and $p > 1$ is $2(p+1)$ times the average optimal cost of the matching problem on the complete graph \mathcal{K}_N . We report in Appendix C the computation of the average costs when the points are extracted in the interval $[0, 1]$ using a general probability distribution.

For $p < 0$ and N odd we have only one possible solution, so that the average optimal cost is

$$\overline{E_N[h^*]} = \left[(N-1) \frac{\Gamma\left(\frac{N+1}{2} + p\right)}{\Gamma\left(\frac{N+1}{2}\right)} + (N+1) \frac{\Gamma\left(\frac{N-1}{2} + p\right)}{\Gamma\left(\frac{N-1}{2}\right)} \right] \frac{\Gamma(N+1)}{2\Gamma(N+p+1)}. \quad (31)$$

For large N it behaves as

$$\lim_{N \rightarrow \infty} \frac{\overline{E_N[h^*]}}{N} = \frac{1}{2^p}, \quad (32)$$

which coincides with the scaling derived before for $p = 0$. Note that for large N the average optimal cost of the TSP problem is two times the one of the corresponding matching problem for $p < 0$.

For N even, instead, there are $N/2$ possible solutions. One can see $N/2 - 1$ of these share the same average energy, since they have the same number of links with the same k of equation (25). These solutions have 2 links with $k = N/2$, $N/2$ links with $k = N/2 + 1$ and $N/2 - 2$ links with $k = N/2 + 1$. We denote this set of configurations with h_1 (although they are many different configurations, we use only the label h_1 to stress that all of them share the same average optimal cost) and its average cost is

$$\overline{E_N[h_1]} = \frac{\Gamma(N+1)}{\Gamma(N+p+1)} \left[\frac{N}{2} \frac{\Gamma\left(\frac{N}{2} + p - 1\right)}{\Gamma\left(\frac{N}{2} - 1\right)} + \left(\frac{N}{2} - 2\right) \frac{\Gamma\left(\frac{N}{2} + p + 1\right)}{\Gamma\left(\frac{N}{2} + 1\right)} + 2 \frac{\Gamma\left(\frac{N}{2} + p\right)}{\Gamma\left(\frac{N}{2}\right)} \right]. \quad (33)$$

The other possible solution, that we denote with h_2 has 2 links with $k = N/2 - 1$, $N/2$ links with $k = N/2 + 1$ and $N/2 - 1$ links with $k = N/2 + 1$ and its average cost is

$$\overline{E_N[h_2]} = \frac{\Gamma(N+1)}{\Gamma(N+p+1)} \left[\left(\frac{N}{2} - 1\right) \frac{\Gamma\left(\frac{N}{2} + p - 1\right)}{\Gamma\left(\frac{N}{2} - 1\right)} + \left(\frac{N}{2} - 1\right) \frac{\Gamma\left(\frac{N}{2} + p + 1\right)}{\Gamma\left(\frac{N}{2} + 1\right)} + 2 \frac{\Gamma\left(\frac{N}{2} + p\right)}{\Gamma\left(\frac{N}{2}\right)} \right]. \quad (34)$$

In Fig. 4 and 5 we compare analytical and numerical results respectively for $p = 0.5, 1, 2$ and for $p = -1$. In particular, since $\overline{E_N[h_1]} > \overline{E_N[h_2]}$, $\overline{E_N[h_1]}$ provides our best upper bound for the average optimal cost of the $p = -1$, N even case.

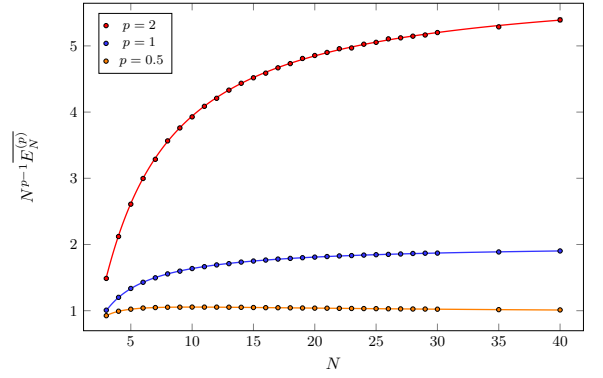


Figure 4: Rescaled average optimal cost for various values of $p > 0$. The points are the result of a numerical simulation whereas lines are theoretical predictions.

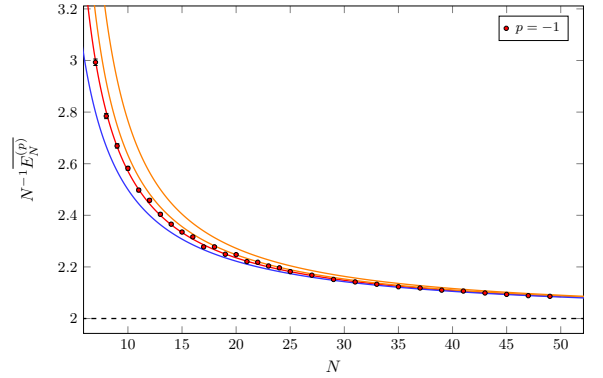


Figure 5: Rescaled average optimal cost in the $p = -1$ case.

The red points and line are respectively the result of a numerical simulation and the theoretical prediction in the odd N case. The blue line is the 2 times the theoretic value of the optimal matching. The orange lines (from top to bottom) are the average costs $\overline{E_N[h_1]}$ and $\overline{E_N[h_2]}$ defined in equation (33) and (34) respectively. The dashed black line is the large N limit of all the curves.

B. Self-averaging property for $p > 1$

An interesting question is whether the average optimal cost is a self-averaging quantity. Previous investigation regarding the matching problem [39, 40] showed that indeed the average optimal cost is self-averaging in every dimensions when the graph is the complete one. This is the case, at least in the one dimensional case, also for the random Euclidean TSP. Again we collect in Appendix D all the technical details concerning the evaluation of the second moment of the optimal cost distribution $\overline{E_N^2}$. Here we only state the main results. $\overline{E_N^2}$ has been computed for all number of points N and, for simplicity, in the case $p > 1$ and it is given in equation (D9). In the large N limit it goes like

$$\lim_{N \rightarrow \infty} N^{2(p-1)} \overline{E_N^2[h^*]} = \Gamma^2(p+2) \quad (35)$$

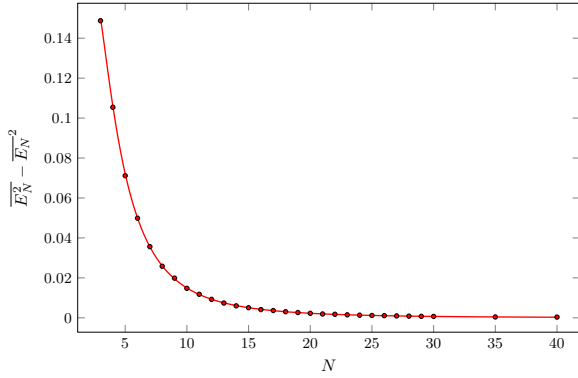


Figure 6: Variance of the optimal cost in the $p = 2$ case. The red points and line are respectively the result of a numerical simulation and the theoretical prediction as given in (36).

i.e. tends to the square of the rescaled average optimal cost. This proves that the cost is a self-averaging quantity. Using (D9) together with equation (26) one gets the variance of the optimal cost. In particular for $p = 2$ we get

$$\sigma_{E_N}^2 = \frac{4(N(5N(N+13)+66)-288)}{(N+1)^2(N+2)^2(N+3)(N+4)}, \quad (36)$$

which goes to zero as $\sigma_{E_N}^2 \approx 20/N^3$. In Figure 6 we compare the theoretical result with the numerical ones for the variance of the optimal cost for $p = 2$.

VI. CONCLUSIONS

The TSP is one of the most important and studied problem in combinatorial optimization. In the present paper we have analyzed a specific version of the TSP from the point of view of statistical mechanics, which is focused on typical properties of the solution. We have considered the problem in one dimension, with a cost function which involves Euclidean distances between points to the power p . We have characterized the optimal cycles for every value of p . For $p > 1$ the optimal cycles follows directly from the bipartite case [22]; for $0 < p < 1$ the solution is the one that minimizes the number of crossings. For $p < 0$, instead, the optimal cycles are the ones that maximize the number of crossings; it turns out that when the number of points N to be visited is odd there is only one cycle maximizing the number of crossings; as a consequence the same cycle is the solution of the 2-factor problem. However, when N is even, there are $N/2$ cycles (connected by a cyclic permutation) that have the maximum number of intersections, so that the solution depends on the particular instance of the disorder, i.e. on the position of the points. In the last part of the work we have computed the average optimal cost and we have compared theoretical prediction with numerical results. Finally we have proved that, as happens for the matching problem, the average optimal cost is a self-averaging quantity, by explicitly computing its variance. With this work we can add the TSP to those combinatorial optimization problems in a low dimension number for which we can study typical properties,

despite the absence of a general method such as the replica method, which is spoiled by the Euclidean correlations.

Appendix A: Proofs

In this appendix we prove various propositions stated in the main text.

1. Proof of Proposition IV.1

Consider a $\sigma \in \mathcal{S}_N$ with $\sigma(1) = 1$. As we said before, taking $\sigma(1) = 1$ correspond to the irrelevant choice of the starting point of the cycle. Let us introduce now a new set of ordered points $\mathcal{B} := \{b_j\}_{j=1,\dots,N} \subset [0, 1]$ such that

$$b_i = \begin{cases} r_1 & \text{for } i = 1 \\ r_{i-1} & \text{otherwise} \end{cases} \quad (A1)$$

and consider the Hamiltonian cycle on the complete bipartite graph with vertex sets \mathcal{R} and \mathcal{B}

$$\begin{aligned} h[(\sigma, \pi_\sigma)] \\ := (r_1, b_{\pi_\sigma(1)}, r_{\sigma(2)}, b_{\pi_\sigma(2)}, \dots, r_{\sigma(N)}, b_{\pi_\sigma(N)}, r_{\sigma(1)}) \end{aligned} \quad (A2)$$

so that

$$\pi_\sigma(i) = \begin{cases} 2 & \text{for } i = 1 \\ \sigma(i) + 1 & \text{for } i < k \\ \sigma(i + 1) + 1 & \text{for } i \geq k \\ 1 & \text{for } i = N \end{cases} \quad (A3)$$

where k is such that $\sigma(k) = N$. We have therefore

$$\begin{aligned} (b_{\pi_\sigma(1)}, b_{\pi_\sigma(2)}, \dots, b_{\pi_\sigma(k-1)}, b_{\pi_\sigma(k)}, \dots, b_{\pi_\sigma(N-1)}, b_{\pi_\sigma(N)}) \\ = (r_1, r_{\sigma(2)}, \dots, r_{\sigma(k-1)}, r_{\sigma(k+1)}, \dots, r_{\sigma(N)}, r_1). \end{aligned} \quad (A4)$$

In other words we are introducing a set of blue points such that we can find a bipartite Hamiltonian tour which only use link available in our monopartite problem and has the same cost of σ . Therefore, by construction (using (A4)):

$$\begin{aligned} E_N(h[\sigma]) &= E_N(h[(\sigma, \pi_\sigma)]) \geq E_N(h[(\tilde{\sigma}, \tilde{\pi})]) \\ &= E_N(h[(\tilde{\sigma}, \pi_{\tilde{\sigma}})]) = E_N(h[\tilde{\sigma}]), \end{aligned} \quad (A5)$$

where the fact that $\tilde{\pi} = \pi_{\tilde{\sigma}}$ can be checked using (6) and (7) and (A3).

2. Proof of Proposition IV.2

Before proving Proposition IV.2, we enunciate and demonstrate two lemmas that will be useful for the proof. The first one will help us in understand how to remove two crossing arcs without breaking the TSP cycle into multiple ones. The second one, instead will prove that removing a crossing between two arcs will always lower the total number of crossing in the TSP cycle.

Lemma 1. *Given an Hamiltonian cycle with its edges drawn as arcs in the upper half-plane, let us consider two of the arcs that cannot be drawn without crossing each other. Then, this crossing can be removed only in one way without splitting the original cycle into two disjoint cycles; moreover, this new configuration has a lower cost than the original one.*

Proof. Let us consider a generic oriented Hamiltonian cycle and let us suppose it contains a matching as in figure:



There are two possible orientations for the matching that correspond to this two oriented Hamiltonian cycles:

1. $(C_1 r_1 r_3 C_2 r_2 r_4 C_3)$,
2. $(C_1 r_1 r_3 C_2 r_4 r_2 C_3)$,

where C_1 , C_2 and C_3 are paths (possibly visiting other points of our set). The other possibilities are the dual of this two, and thus they are equivalent. In both cases, a priori, there are two choices to replace this crossing matching (r_1, r_3) , (r_2, r_4) with a non-crossing one: (r_1, r_2) , (r_3, r_4) or (r_1, r_4) , (r_2, r_3) . We now show, for the two possible prototypes of Hamiltonian cycles, which is the right choice for the non-crossing matching, giving a general rule. Let us consider case 1: here, if we replace the crossing matching with (r_1, r_4) , (r_2, r_3) , the cycle will split; in fact we would have two cycles: $(C_1 r_1 r_4 C_3)$ and $(r_3 C_2 r_2)$. Instead, if we use the other non-crossing matching, we would have: $(C_1 r_1 r_2 [C_2]^{-1} r_3 r_4 C_3)$. This way we have removed the crossing without splitting the cycle. Let us consider now case 2: in this situation, using (r_1, r_4) , (r_2, r_3) as the new matching, we would have: $(C_1 r_1 r_4 [C_2]^{-1} r_3 r_2 C_3)$; the other matching, on the contrary, gives: $(C_1 r_1 r_2 C_3)$ and $(r_3 C_2 r_4)$.

The general rule is the following: given the oriented matching, consider the four oriented lines going inward and outward the node. Then, the right choice for the non-crossing matching is obtained joining the two couples of lines with opposite orientation.

Since the difference between the cost of the original cycle and the new one simply consists in the difference between a crossing matching and a non-crossing one, this is positive when $0 < p < 1$, as shown in [17]. \square

Now we deal with the second point: given an Hamiltonian cycle, in general it is not obvious that replacing non-crossing arcs with a crossing one, the total number of intersections increases. Indeed there could be the chance that one or more nodes are removed in the operation of substituting the matching we are interested in. However, we now show that it holds the following

Lemma 2. *Given an Hamiltonian cycle with a matching that is non-crossing, if it is replaced by a crossing one, the total number of intersections always increases. Vice versa, if a crossing matching is replaced by a non-crossing one, the total number of crossings always decreases.*

Proof. This is a topological property we will prove for cases, using the representation on the circle, since crossings are easier to visualize. All the possibilities are displayed in Fig. 7, where we have represented with red lines the edges involved in the matching, while the other lines span all the possible topological configurations. \square

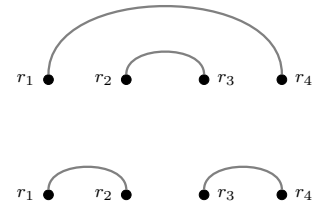
Now we can prove Proposition IV.2:

Proof. Consider a generic Hamiltonian cycle and draw the connections between the points in the upper half-plane. Suppose to have an Hamiltonian cycle where there are, let us say, n intersections between edges. Thanks to Lemma 1, we can swap two crossing arcs with a non-crossing one without splitting the Hamiltonian cycle. As shown in Lemma 2, this operation lowers always the total number of crossings between the edges, and the cost of the new cycle is smaller than the cost of the starting one. Iterating this procedure, it follows that one can find a cycle with no crossings. Now we prove that there are no other cycles out of h^* and its dual with no crossings. This can be easily seen, since h^* is the only cycle that visits all the points, starting from the first, in order. This means that all the other cycles do not visit the points in order and, thus, they have a crossing, due to the fact that the point that is not visited in a first time, must be visited next, creating a crossing. \square

3. Proof of Proposition IV.3

To complete the proof given in the main text, we need to discuss two points. Firstly, we address which is the correct move that swap a non-crossing matching with a crossing one; thanks to Lemma 2, by performing such a move one always increases the total number of crossings. Secondly we prove that there is only one Hamiltonian cycle to which this move cannot be applied (and so it is the optimal solution).

We start with the first point: consider an Hamiltonian cycle with a matching that is non-crossing, then the possible situations are the following two:



For the first case there are two possible independent orientations:

1. $(r_1 r_4 C_2 r_2 r_3 C_3)$,
2. $(r_1 r_4 C_2 r_3 r_2 C_3)$.

If we try to cross the matchings in the first cycle, we obtain $(r_1 r_3 C_3)(r_2 [C_2]^{-1} r_4)$, and this is not anymore an Hamiltonian cycle. On the other hand, in the second cycle, the non-crossing

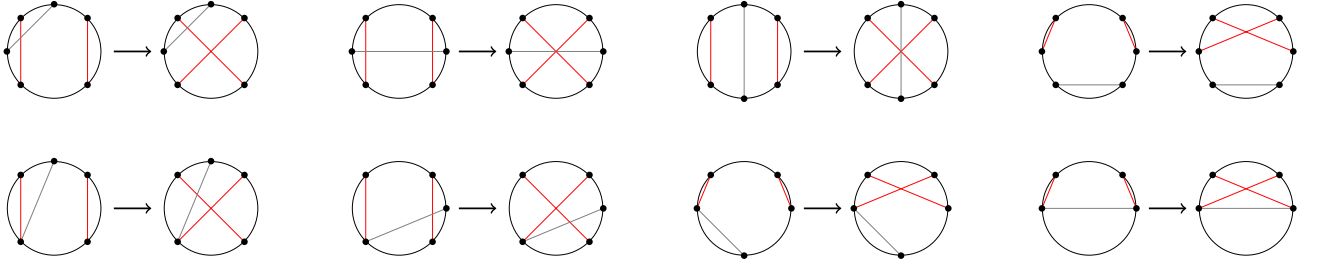


Figure 7: Replacing a non-crossing matching with a crossing one in an Hamiltonian cycle always increase the number of crossings. Here we list all the possible topological configurations one can have.

matching can be replaced by a crossing one without breaking the cycle: $(r_1 r_3 [C_2]^{-1} r_4 r_2 C_3)$. For the second case the possible orientations are:

1. $(r_1 r_2 C_2 r_4 r_3 C_3)$,
2. $(r_1 r_2 C_2 r_3 r_4 C_3)$.

By means of the same procedure used in the first case, one finds that the non-crossing matching in the second cycle can be replaced by a crossing one without splitting the cycle, while in the first case the cycle is divided by this operation.

The last step is the proof that the Hamiltonian cycle given in Proposition IV.3 has the maximum number of crossings.

Let us consider an Hamiltonian cycle $h[\sigma] = (r_{\sigma(1)}, \dots, r_{\sigma(N)})$ on the complete graph \mathcal{K}_N . We now want to evaluate what is the maximum number of crossings an edge can have depending on the permutation σ . Consider the edge connecting two vertices $r_{\sigma(i)}$ and $r_{\sigma(i+1)}$: obviously both the edges $(r_{\sigma(i-1)}, r_{\sigma(i)})$ and $(r_{\sigma(i+1)}, r_{\sigma(i+2)})$ share a common vertex with $(r_{\sigma(i)}, r_{\sigma(i+1)})$, therefore they can never cross it. So, if we have N vertices, each edge has $N - 3$ other edges that can cross it. Let us denote with $\mathcal{N}[\sigma(i)]$ the number of edges that cross the edge $(r_{\sigma(i)}, r_{\sigma(i+1)})$ and let us define the sets:

$$A_j := \begin{cases} \{r_k\}_{k=\sigma(i)+1 \pmod{N}, \dots, \sigma(i+1)-1 \pmod{N}} & \text{for } j = 1 \\ \{r_k\}_{k=\sigma(i+1)+1 \pmod{N}, \dots, \sigma(i)-1 \pmod{N}} & \text{for } j = 2 \end{cases} \quad (\text{A6})$$

These two sets contain the points between $r_{\sigma(i)}$ and $r_{\sigma(i+1)}$. In particular, the maximum number of crossings an edge can have is given by:

$$\max(\mathcal{N}[\sigma(i)]) = \begin{cases} 2 \min_j |A_j| & \text{for } |A_1| \neq |A_2| \\ 2|A_1| - 1 & \text{for } |A_1| = |A_2| \end{cases} \quad (\text{A7})$$

This is easily seen, since the maximum number of crossings an edge can have is obtained when all the points belonging to the smaller between A_1 and A_2 contributes with two crossings. This cannot happen when the cardinality of A_1 and A_2 is the same because at least one of the edges departing from the nodes in A_1 for example, must be connected to one of the ends of the edge $(r_{\sigma(i)}, r_{\sigma(i+1)})$, in order to have an Hamiltonian cycle. Note that this case, i.e. $|A_1| = |A_2|$ can happen only if N is even.

Consider the particular case such that $\sigma(i) = a$ and $\sigma(i+1) = a + \frac{N-1}{2} \pmod{N}$ or $\sigma(i+1) = a + \frac{N+1}{2} \pmod{N}$. Then (A7) in this cases is exactly equal to $N - 3$, which means that the edges $(r_a, r_{a+\frac{N-1}{2} \pmod{N}})$ and $(r_a, r_{a+\frac{N+1}{2} \pmod{N}})$ can have the maximum number of crossings if the right configuration is chosen.

Moreover, if there is a cycle such that every edge has $N - 3$ crossings, such a cycle is unique, because the only way of obtaining it is connecting the vertex r_a with $r_{a+\frac{N-1}{2} \pmod{N}}$ and $r_{a+\frac{N+1}{2} \pmod{N}}$, $\forall a$.

Appendix B: The 2-factor and TSP solution for $p < 0$ and even N

We start considering here the 2-factor solution for $p < 0$ in the even- N case. After that, we proof Proposition IV.4.

In the following we will say that, given a permutation $\sigma \in S_N$, the edge $(r_{\sigma(i)}, r_{\sigma(i+1)})$ has length $L \in \mathbb{N}$ if:

$$L = \mathcal{L}(i) := \min_j |A_j(i)| \quad (\text{B1})$$

where $A_j(i)$ was defined in equation (A6).

1. N is a multiple of 4

Let us consider the sequence of points $\mathcal{R} = \{r_i\}_{i=1, \dots, N}$ of N points, with N a multiple of 4, in the interval $[0, 1]$, with $r_1 \leq \dots \leq r_N$, consider the permutations σ_j , $j = 1, 2$ defined by the following cyclic decomposition:

$$\sigma_1 = (r_1, r_{\frac{N}{2}+1}, r_2, r_{\frac{N}{2}+2}) \dots (r_a, r_{a+\frac{N}{2}}, r_{a+1}, r_{a+\frac{N}{2}+1}) \dots (r_{\frac{N}{2}-1}, r_{N-1}, r_{\frac{N}{2}}, r_N) \quad (\text{B2a})$$

$$\sigma_2 = (r_1, r_{\frac{N}{2}+1}, r_N, r_{\frac{N}{2}}) \dots (r_a, r_{a+\frac{N}{2}}, r_{a-1}, r_{a+\frac{N}{2}-1}) \dots (r_{\frac{N}{2}-1}, r_{N-1}, r_{\frac{N}{2}-2}, r_{N-2}) \quad (\text{B2b})$$

for integer $a = 1, \dots, \frac{N}{2} - 1$. Defined $h_1^* := h[\sigma_1]$ and $h_2^* := h[\sigma_2]$, it holds the following:

Proposition B.1. h_1^* and h_2^* are the 2-factors that contain the maximum number of crossings between the arcs.

Proof. An edge can be involved, at most, in $N - 3$ crossing matchings. In the even N case, this number is achieved by the edges of the form $(r_a, r_{a+\frac{N}{2} \pmod{N}})$, i.e. by the edges of length $\frac{N}{2} - 1$. There can be at most $\frac{N}{2}$ edges of this form in a 2-factor. Thus, in order to maximize the number of crossings, the other $\frac{N}{2}$ edges must be of the form $(r_a, r_{a+\frac{N}{2}+1 \pmod{N}})$ or $(r_a, r_{a+\frac{N}{2}-1 \pmod{N}})$, i.e. of length $\frac{N}{2} - 2$. It is immediate to verify that both h_1^* and h_2^* have this property; we have to prove they are the only ones with this property.

Consider, then, to have already fixed the $\frac{N}{2}$ edges $(r_a, r_{a+\frac{N}{2} \pmod{N}})$, $\forall a \in [N]$. Suppose to have fixed also the edge $(r_1, r_{\frac{N}{2}})$ (the other chance is to fix the edge $(r_1, r_{\frac{N}{2}+2})$: this brings to the other 2-factor). Consider now the point $r_{\frac{N}{2}+1}$: suppose it is not connected to the point r_N , but to the point r_2 , i.e., it has a different edge from the cycle h_2^* . We now show that this implies it is not possible to construct all the remaining edges of length $\frac{N}{2} - 2$. Consider, indeed, of having fixed the edges $(r_1, r_{\frac{N}{2}})$ and $(r_2, r_{\frac{N}{2}+1})$ and focus on the vertex $r_{\frac{N}{2}+2}$: in order to have an edge of length $\frac{N}{2} - 2$, this vertex must be connected either with r_1 or with r_3 , but r_1 already has two edges, thus, necessarily, there must be the edge $(r_{\frac{N}{2}+2}, r_3)$. By the same reasoning, there must be the edges $(r_{\frac{N}{2}+3}, r_4)$, $(r_{\frac{N}{2}+4}, r_5)$, \dots , $(r_{N-2}, r_{\frac{N}{2}-1})$. Proceeding this way, we have constructed $N - 1$ edges; the remaining one is uniquely determined, and it is (r_{N-1}, r_N) , which has null length. Therefore the edge $(r_2, r_{\frac{N}{2}+1})$ cannot be present in the optimal 2-factor and so, necessarily, there is the edge $(r_{\frac{N}{2}+1}, r_N)$; this creates the cycle $(r_1, r_{\frac{N}{2}}, r_N, r_{\frac{N}{2}+1})$. Proceeding the same way on the set of the remaining vertices $\{r_2, r_3, \dots, r_{\frac{N}{2}-1}, r_{\frac{N}{2}+2}, \dots, r_{N-1}\}$, one finds that the only way of obtaining $\frac{N}{2}$ edges of length $\frac{N}{2} - 1$ and $\frac{N}{2}$ edges of length $\frac{N}{2} - 2$ is generating the loop coverings of the graph h_1^* or h_2^* . \square

Proposition B.1, together with the fact that the optimal 2-factor has the maximum number of crossing matchings, guarantees that the optimal 2-factor is either h_1^* or h_2^* .

2. N is not a multiple of 4

Let us consider the usual sequence $\mathcal{R} = \{r_i\}_{i=1, \dots, N}$ of N points, with even N but not a multiple of 4, in the interval $[0, 1]$, with $r_1 \leq \dots \leq r_N$, consider the permutation π defined by the following cyclic decomposition:

$$\begin{aligned} \pi = & (r_1, r_{\frac{N}{2}}, r_N, r_{\frac{N}{2}+1}, r_2, r_{\frac{N}{2}+2})(r_3, r_{\frac{N}{2}+3}, r_4, r_{\frac{N}{2}+4}) \\ & \dots (r_{\frac{N}{2}-2}, r_{N-1}, r_{\frac{N}{2}-1}, r_{N-2}) \end{aligned} \quad (\text{B3})$$

Defined

$$\pi_k(i) := \pi(i) + k \pmod{N}, \quad k \in [0, N - 1] \quad (\text{B4})$$

and

$$h_k^* := h[\pi_k] \quad (\text{B5})$$

the following proposition holds:

Proposition B.2. h_k^* are the 2-factors that contain the maximum number of crossings between the arcs.

Proof. Also in this case the observations done in the proof of Proposition B.1 holds. Thus, in order to maximize the number of crossing matchings, one considers, as in the previous case, the $\frac{N}{2}$ edges of length $\frac{N}{2} - 1$, i.e. of the form $(r_a, r_{a+\frac{N}{2} \pmod{N}})$, and then tries to construct the remaining $\frac{N}{2}$ edges of length $\frac{N}{2} - 2$, likewise the previous case. Again, if one fixes the edge $(r_1, r_{\frac{N}{2}})$, the edge $(r_2, r_{\frac{N}{2}+1})$ cannot be present, by the same reasoning done in the proof of Proposition B.1. The fact that, in this case, N is not a multiple of 4 makes it impossible to have a 2-factor formed by 4-vertices loops, as in the previous case. The first consequence is that, given $\frac{N}{2}$ edges of length $\frac{N}{2} - 1$, it is not possible to have $\frac{N}{2}$ edges of length $\frac{N}{2} - 2$. In order to find the maximum-crossing solution, one has the following options:

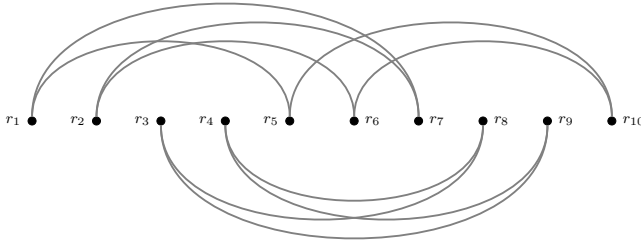
- to take a 2-factor with $\frac{N}{2}$ edges of length $\frac{N}{2} - 1$, $\frac{N}{2} - 1$ edges of length $\frac{N}{2} - 2$ and one edge of length $\frac{N}{2} - 2$: in this case the theoretical maximum number of crossing matchings is $\frac{N(N-3)}{2} + (\frac{N}{2} - 1)(N - 4) + N - 6 = N^2 - \frac{7N}{2} - 2$;
- to take a 2-factor with $\frac{N}{2} - 1$ edges of length $\frac{N}{2} - 1$, $\frac{N}{2} + 1$ edges of length $\frac{N}{2} - 2$: in this case the theoretical maximum number of crossing matchings is $(\frac{N}{2} - 1)(N - 3) + (\frac{N}{2} + 1)(N - 4) = N^2 - \frac{7N}{2} - 1$.

Clearly the second option is better, at least in principle, than the first one. The cycles h_k^* belong to the second case and saturate the number of crossing matchings. Suppose, then, to be in this case. Let us fix the $\frac{N}{2} - 1$ edges of length $\frac{N}{2} - 1$; this operation leaves two vertices without any edge, and this vertices are of the form $r_a, r_{a+\frac{N}{2} \pmod{N}}$, $a \in [1, N]$ (this is the motivation for the degeneracy of solutions). By the reasoning done above, the edges that link this vertices must be of length $\frac{N}{2} - 2$, and so they are uniquely determined. They form the 6-points loop $(r_a, r_{a-1+\frac{N}{2} \pmod{N}}, r_{N-1+a \pmod{N}}, r_{a+\frac{N}{2} \pmod{N}}, r_{a+1 \pmod{N}}, r_{a+1+\frac{N}{2} \pmod{N}})$. The remaining $N - 6$ points, since $4|(N - 6)$, by the same reasoning done in the proof of Proposition B.1, necessarily form the $\frac{N-6}{4}$ 4-points loops given by the permutations (B4). \square

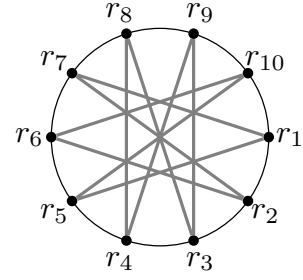
Proposition B.2, together with the fact that the optimal 2-factor has the maximum number of crossing matchings, guarantees that the optimal 2-factor is such that $h^* \in \{h_k^*\}_{k=1}^N$.

3. Proof of Proposition IV.4

Proof. Let us begin from the permutations that define the optimal solutions for the 2-factor, that is those given in Eqs. B2 if N is a multiple of 4 and in Eq. B3 otherwise. In both cases, the optimal solution is formed only by edges of length $\frac{N}{2} - 1$ and of length $\frac{N}{2} - 2$. Since the optimal 2-factor is not a TSP, in order to obtain an Hamiltonian cycle from the 2-factor solution, couples of crossing edges need to become non-crossing,



(a) One of the optimal 2-factor solutions for $N = 10$ and $p < 0$; the others are obtainable cyclically permuting this configuration



(b) The same optimal 2-factor solution, but represented on a circle, where the symmetries of the solutions are more easily seen

Figure 8

where one of the two edges belongs to one loop of the covering and the other to another loop. Now we show that the optimal way of joining the loops is replacing two edges of length $\frac{N}{2} - 1$ with other two of length $\frac{N}{2} - 2$. Let us consider two adjacent 4-vertices loops, i.e. two loops of the form:

$$(r_a, r_{a+\frac{N}{2}}, r_{a+1}, r_{a+\frac{N}{2}+1}), (r_{a+2}, r_{a+2+\frac{N}{2}}, r_{a+3}, r_{a+\frac{N}{2}+3}) \quad (B6)$$

and let us analyze the possible cases:

1. to remove two edges of length $\frac{N}{2} - 2$, that can be replaced in two ways:

- either with an edge of length $\frac{N}{2} - 2$ and one of length $\frac{N}{2} - 4$; in this case the maximum number of crossings decreases by 4;
- or with two edges of length $\frac{N}{2} - 3$; also in this situation the maximum number of crossings decreases by 4.

2. to remove one edge of length $\frac{N}{2} - 2$ and one of length $\frac{N}{2} - 1$, and also this operation can be done in two ways:

- either with an edge of length $\frac{N}{2} - 2$ and one of length $\frac{N}{2} - 3$; in this case the maximum number of crossings decreases by 3;
- or with an edge of length $\frac{N}{2} - 3$ and one of length $\frac{N}{2} - 4$; in this situation the maximum number of crossings decreases by 7.

3. the last chance is to remove two edges of length $\frac{N}{2} - 1$, and also this can be done in two ways:

- either with two edges of length $\frac{N}{2} - 3$; here the maximum number of crossings decreases by 6;
- or with two edges of length $\frac{N}{2} - 2$; in this situation the maximum number of crossings decreases by 2. This happens when we substitute two adjacent edges of length $\frac{N}{2} - 1$, that is, edges of the form $(r_a, r_{a+\frac{N}{2}+a \pmod{N}})$ and $(r_{a+1}, r_{a+\frac{N}{2}+a+1 \pmod{N}})$, with the non-crossing edges $(r_a, r_{a+\frac{N}{2}+a+1 \pmod{N}})$ and $(r_{a+1}, r_{a+\frac{N}{2}+a \pmod{N}})$

The last possibility is the optimal one, since our purpose is to find the TSP with the maximum number of crossings, in order to conclude it has the lower cost. Notice that the cases discussed above holds also for the 6-vertices loop and an adjacent 4-vertices loop when N is not a multiple of 4. We have considered here adjacent loops because, if they were not adjacent, then the difference in maximum crossings would have been even bigger.

Now we have a constructive pattern for building the optimal TSP. Let us call \mathcal{O} the operation described in the second point of (3). Then, starting from the optimal 2-factor solution, if it is formed by n points, \mathcal{O} has to be applied $\frac{N}{4} - 1$ times if N is a multiple of 4 and $\frac{N-6}{4}$ times otherwise. In both cases it is easily seen that \mathcal{O} always leaves two adjacent edges of length $\frac{N}{2} - 1$ invariant, while all the others have length $\frac{N}{2} - 2$. The multiplicity of solutions is given by the $\frac{N}{2}$ ways one can choose the two adjacent edges of length $\frac{N}{2} - 1$. In particular, the Hamiltonian cycles h_k^* saturates the maximum number of crossings that can be done, i.e., every time that \mathcal{O} is applied, exactly 2 crossings are lost.

We have proved, then, that h_k^* are the Hamiltonian cycles with the maximum number of crossings. Now we prove that any other Hamiltonian cycle has a lower number of crossings. Indeed any other Hamiltonian cycle must have

- either every edge of length $\frac{N}{2} - 2$;
- or at least one edge of length less than or equal to $\frac{N}{2} - 3$.

This is easily seen, since it is not possible to build an Hamiltonian cycle with more than two edges or only one edge of length $\frac{N}{2} - 1$ and all the others of length $\frac{N}{2} - 2$. It is also impossible to build an Hamiltonian cycle with two non-adjacent edges of length $\frac{N}{2} - 1$ and all the others of length $\frac{N}{2} - 2$: the proof is immediate. Consider then the two cases presented above: in the first case the cycle (let us call it H) is clearly not optimal, since it differs from h_k^* , $\forall k$ by a matching that is crossing in h_k^* and non-crossing in H . Let us consider, then, the second case and suppose the shortest edge, let us call it b , has length $\frac{N}{2} - 3$: the following reasoning equally holds if the considered edge is shorter. The shortest edge creates two subsets of vertices: in fact, called x and y the vertices of the edge considered and

supposing $x < y$, there are the subsets defined by:

$$A = \{r \in \mathcal{V} : x < r < y\} \quad (\text{B7})$$

$$B = \{r \in \mathcal{V} : r < x \vee r > y\} \quad (\text{B8})$$

Suppose, for simplicity, that $|A| < |B|$: then, necessarily $|A| = \frac{N}{2} - 3$ and $|B| = \frac{N}{2} + 1$. As an immediate consequence, there is a vertex in B whose edges have both vertices in $|B|$. As a consequence, fixed an orientation on the cycle, one of this two edges and b are obviously non-crossing and, moreover, have the right relative orientation so that they can be replaced by two crossing edges without splitting the Hamiltonian cycle. Therefore also in this case the Hamiltonian cycle considered is not optimal. \square

Appendix C: General distribution of points

In this section we shall consider a more general distribution of points.

Let choose the points in the interval $[0, 1]$ according to the distribution ρ , which has no zero in the interval, and let

$$\Phi_\rho(x) = \int_0^x dt \rho(t) \quad (\text{C1})$$

its *cumulative*, which is an increasing function with $\Phi_\rho(0) = 0$ and $\Phi_\rho(1) = 1$.

In this case, the probability of finding the l -th point in the interval $[x, x + dx]$ and the s -th point in the interval $[y, y + dy]$ is given, for $s > l$ by

$$p_{l,s}(x, y) d\Phi_\rho(x) d\Phi_\rho(y) = \frac{\Gamma(N+1)}{\Gamma(l)\Gamma(s-l)\Gamma(N-s+1)} \Phi_\rho^{l-1}(x) [\Phi_\rho(y) - \Phi_\rho(x)]^{s-l-1} [1 - \Phi_\rho(y)]^{N-s} \theta(y-x) d\Phi_\rho(x) d\Phi_\rho(y) \quad (\text{C2})$$

We have that, in the case $p > 1$

$$\overline{E_N[h^*]} = \int d\Phi_\rho(x) d\Phi_\rho(y) (y-x)^p \left[p_{1,2}(x, y) + p_{N-1,N}(x, y) + \sum_{l=1}^{N-2} p_{l,l+2}(x, y) \right] \quad (\text{C3})$$

and

$$\sum_{l=1}^{N-2} p_{l,l+2}(x, y) = \frac{\Gamma(N+1)}{\Gamma(N-2)} [1 - \Phi_\rho(y) + \Phi_\rho(x)]^{N-3} [\Phi_\rho(y) - \Phi_\rho(x)] \theta(y-x) \quad (\text{C4})$$

while

$$\begin{aligned} & [p_{1,2}(x, y) + p_{N-1,N}(x, y)] \\ &= \frac{\Gamma(N+1)}{\Gamma(N-1)} \left[(1 - \Phi_\rho(y))^{N-2} + \Phi_\rho^{N-2}(x) \right] \theta(y-x) \end{aligned} \quad (\text{C5})$$

For large N we can make the approximation

$$\overline{E_N[h^*]} \approx N^3 \int d\Phi_\rho(x) d\Phi_\rho(y) (y-x)^p [1 - \Phi_\rho(y) + \Phi_\rho(x)]^N [\Phi_\rho(y) - \Phi_\rho(x)] \theta(y-x) \quad (\text{C6})$$

and we remark that the maximum of the contribution to the integral comes from the region where $\Phi_\rho(y) \approx \Phi_\rho(x)$ and we make the change of variables

$$\Phi_\rho(y) = \Phi_\rho(x) + \frac{\epsilon}{N} \quad (\text{C7})$$

so that

$$y = \Phi_\rho^{-1} \left[\Phi_\rho(x) + \frac{\epsilon}{N} \right] \approx x + \frac{\epsilon}{N\rho(x)} \quad (\text{C8})$$

and we get

$$\overline{E_N[h^*]} \approx N^3 \int d\Phi_\rho(x) \int_0^\infty \frac{d\epsilon}{N} \left[\frac{\epsilon}{N\rho(x)} \right]^p \frac{\epsilon}{N} e^{-\epsilon} \quad (\text{C9})$$

$$= \frac{\Gamma(p+2)}{N^{p-1}} \int dx \rho^{1-p}(x). \quad (\text{C10})$$

When $0 < p < 1$

$$\overline{E_N[h^*]} = \int d\Phi_\rho(x) d\Phi_\rho(y) (y-x)^p \left[p_{1,N}(x, y) + \sum_{l=1}^{N-1} p_{l,l+1}(x, y) \right] \quad (\text{C11})$$

and

$$\begin{aligned} & \sum_{l=1}^{N-1} p_{l,l+1}(x, y) \\ &= N(N-1) [1 - \Phi_\rho(y) + \Phi_\rho(x)]^{N-2} \theta(y-x) \end{aligned} \quad (\text{C12})$$

while

$$p_{1,N}(x, y) = N(N-1) [\Phi_\rho(y) - \Phi_\rho(x)]^{N-2} \theta(y-x) \quad (\text{C13})$$

For large N we can make the approximation

$$\begin{aligned} \overline{E_N[h^*]} &\approx N^2 \int d\Phi_\rho(x) d\Phi_\rho(y) (y-x)^p [1 - \Phi_\rho(y) + \Phi_\rho(x)]^N \theta(y-x) \\ &\approx N^2 \int d\Phi_\rho(x) \int_0^\infty \frac{d\epsilon}{N} \left[\frac{\epsilon}{N\rho(x)} \right]^p e^{-\epsilon} \\ &= \frac{\Gamma(p+1)}{N^{p-1}} \int dx \rho^{1-p}(x). \end{aligned} \quad (\text{C14})$$

Indeed the other term, for large N , gives a contribution

$$N^2 \int (y-x)^p [\Phi_\rho(y) - \Phi_\rho(x)]^N \theta(y-x) d\Phi_\rho(x) d\Phi_\rho(y) \quad (\text{C15})$$

so that, we will set

$$\Phi_\rho(y) = 1 - \frac{\epsilon}{N}, \quad \Phi_\rho(x) = \frac{\delta}{N}, \quad y - x \approx 1 \quad (\text{C16})$$

and therefore we get a contribution

$$\int_0^\infty d\epsilon e^{-\epsilon} \int_0^\infty d\delta e^{-\delta} = 1 \quad (\text{C17})$$

which is of the same order of the other term only at $p = 1$.

Appendix D: Calculation of the second moment of the optimal cost distribution

In this Appendix we compute the second moment of the optimal cost distribution. We will restrict for simplicity to the $p > 1$ case, where

$$E_N[h^*] = |r_2 - r_1|^p + |r_N - r_{N-1}|^p + \sum_{i=1}^{N-2} |r_{i+2} - r_i|^p. \quad (\text{D1})$$

We begin by writing the probability distribution for N ordered points

$$\rho_N(r_1, \dots, r_N) = N! \prod_{i=0}^N \theta(r_{i+1} - r_i) \quad (\text{D2})$$

where we have defined $r_0 \equiv 0$ and $r_{N+1} \equiv 1$. The joint probability distribution of their spacings

$$\varphi_i \equiv r_{i+1} - r_i, \quad (\text{D3})$$

is, therefore

$$\rho_N(\varphi_0, \dots, \varphi_N) = N! \delta \left[\sum_{i=0}^N \varphi_i = 1 \right] \prod_{i=0}^N \theta(\varphi_i). \quad (\text{D4})$$

If $\{i_1, i_2, \dots, i_k\}$ is a generic subset of k different indices in $\{0, 1, \dots, N\}$, we soon get the marginal distributions

$$\rho_N^{(k)}(\varphi_{i_1}, \dots, \varphi_{i_k}) = \frac{N!}{(N-k)!} \left(1 - \sum_{n=1}^k \varphi_{i_n} \right)^{N-k} \theta \left(1 - \sum_{n=1}^k \varphi_{i_n} \right) \prod_{n=1}^k \theta(\varphi_{i_n}). \quad (\text{D5})$$

Developing the square of (D1) one obtains N^2 terms, each one describing a particular configuration of two arcs connecting some points on the line. We will denote by χ_1 and χ_2 the length of these arcs; they can only be expressed as a sum of 2 spacings or simply as one spacing. Because the distribution (D5) is independent of i_1, \dots, i_k , these terms can be grouped together on the base of their topology on the line with a given multiplicity. All these terms have a weight that can be written as

$$\int_0^1 d\chi_1 d\chi_2 \chi_1^p \chi_2^p \rho(\chi_1, \chi_2) \quad (\text{D6})$$

where ρ is a joint distribution of χ_1 and χ_2 . Depending on the term in the square of (D1) one is taking into account, the distribution ρ takes different forms, but it can always be expressed as in function of the distribution (D5). As an example, we show how to calculate $\overline{|r_3 - r_1|^p |r_4 - r_2|^p}$. In this case $\rho(\chi_1, \chi_2)$ takes the form

$$\begin{aligned} \rho(\chi_1, \chi_2) &= \int d\varphi_1 d\varphi_2 d\varphi_3 \rho_N^{(3)}(\varphi_1, \varphi_2, \varphi_3) \\ &\quad \delta(\chi_1 - \varphi_1 - \varphi_2) \delta(\chi_2 - \varphi_2 - \varphi_3) \\ &= N(N-1) \left[(1-\chi_1)^{N-2} \theta(\chi_1) \theta(\chi_2 - \chi_1) \theta(1-\chi_2) \right. \\ &\quad \left. + (1-\chi_2)^{N-2} \theta(\chi_2) \theta(\chi_1 - \chi_2) \theta(1-\chi_1) \right. \\ &\quad \left. - (1-\chi_1 - \chi_2)^{N-2} \theta(\chi_1) \theta(\chi_2) \theta(1-\chi_1 - \chi_2) \right], \quad (\text{D7}) \end{aligned}$$

that, plugged into (D6) gives

$$\overline{|r_3 - r_1|^p |r_4 - r_2|^p} = \frac{\Gamma(N+1) [\Gamma(2p+3) - \Gamma(p+2)^2]}{(p+1)^2 \Gamma(N+2p+1)}. \quad (\text{D8})$$

All the other terms contained can be calculated the same way; in particular there are 7 different topological configurations that contribute. After having counted how many times each configuration appears in $(E_N[h^*])^2$, the final expression that one gets is

$$\begin{aligned} \overline{(E_N[h^*])^2} &= \frac{\Gamma(N+1)}{\Gamma(N+2p+1)} \left[4(N-3)\Gamma(p+2)\Gamma(p+1) \right. \\ &\quad \left. + ((N-4)(N-3)(p+1)^2 - 2N+8)\Gamma(p+1)^2 \right. \\ &\quad \left. + \frac{[N(2p+1)(p+5) - 4p(p+5) - 8]\Gamma(2p+1)}{(p+1)} \right]. \quad (\text{D9}) \end{aligned}$$

-
- [1] Scott Kirkpatrick. *Lecture Notes in Physics*, volume 149, page 280. Springer, Berlin, 1981.
 - [2] Scott Kirkpatrick, C.D. Gelatt, and M.P. Vecchi. Optimization by Simulated Annealing. *Science*, 220(4598):671–680, 1983.
 - [3] Scott Kirkpatrick and Gérard Toulouse. Configuration space analysis of travelling salesman problems. *J. Phys. (France)*, 46(8):1277–1292, 1985.
 - [4] Nicolas Sourlas. Statistical Mechanics and the Travelling Salesman Problem. *Europhysics Letters*, 2(12):919–923, 1986.
 - [5] Yaotian Fu and P. W. Anderson. Application of statistical mechanics to NP-complete problems in combinatorial optimisation. *Journal of Physics A: Mathematical and General*, 19(9):1605, 1986.
 - [6] J. R. Banavar, David Sherrington, and Nicolas Sourlas. Graph bipartitioning and statistical mechanics. *Journal of Physics A: Mathematical and General*, 20(1):L1, 1987.
 - [7] Jean Vannimenus and Marc Mézard. On the statistical mechanics of optimization problems of the travelling salesman type. *J. Physique Lett.*, 45(24):L1145–L1153, 1984.
 - [8] Henri Orland. Mean-field theory for optimization problems. *J. Physique Lett.*, 46(17), 1985.
 - [9] Marc Mézard and Giorgio Parisi. Replicas and optimization. *J. Physique Lett.*, 46(17):771–778, 1985.
 - [10] Marc Mézard and Giorgio Parisi. A replica analysis of the travelling salesman problem. *Journal de Physique*, 47(1986):1285–1296, 1986.
 - [11] Marc Mézard and Giorgio Parisi. Mean-field equations for the matching and the travelling salesman problems. *Europhysics Letters*, 2(12):913–918, 1986.
 - [12] Marc Mézard and Giorgio Parisi. On the solution of the random link matching problems. *Journal de Physique*, 48(9):1451–1459, 1987.
 - [13] Marc Mézard, Giorgio Parisi, and Miguel A. Virasoro. *Spin Glass Theory and Beyond*. Lecture Notes in Physics Series. World Scientific Publishing Company, Inc., 1987.
 - [14] W. Krauth and Marc Mézard. The Cavity Method and the Travelling-Salesman Problem. *Europhysics Letters*, 8(3):213–218, 1989.
 - [15] Marc Mézard and Andrea Montanari. *Information, Physics, and Computation*. Oxford Graduate Texts. OUP Oxford, 2009.
 - [16] Marc Mézard and Giorgio Parisi. The Euclidean matching problem. *Journal de Physique*, 49:2019–2025, 1988.
 - [17] Elena Boniolo, Sergio Caracciolo, and Andrea Sportiello. Correlation function for the grid-poisson euclidean matching on a line and on a circle. *J. Stat. Mech.*, 11:P11023, 2014.
 - [18] Sergio Caracciolo and Gabriele Sicuro. On the one dimensional euclidean matching problem: exact solutions, correlation functions and universality. *Phys. Rev. E*, 90(042112), 2014.
 - [19] Sergio Caracciolo, Matteo P. D’Achille, and Gabriele Sicuro. Random euclidean matching problems in one dimension. *Phys. Rev. E*, 96:042102, 2017.
 - [20] Gabriele Sicuro. *The Euclidean Matching Problem*. Springer theses. Springer, Berlin, 2017.
 - [21] Sergio Caracciolo, Andrea Di Gioacchino, and Enrico M. Malatesta. Plastic number and possible optimal solutions for an euclidean 2-matching in one dimension. *J. Stat. Mech.*, page 083402, 2018.
 - [22] Sergio Caracciolo, Andrea Di Gioacchino, Marco Gherardi, and Enrico M. Malatesta. Solution for a Bipartite Euclidean TSP in one Dimension. *Phys. Rev. E*, 97(052109), 2018.
 - [23] Sergio Caracciolo, Carlo Lucibello, Giorgio Parisi, and Gabriele Sicuro. Scaling hypothesis for the euclidean bipartite matching problem. *Phys. Rev. E*, 90:012118, 2014.
 - [24] Sergio Caracciolo and Gabriele Sicuro. Scaling hypothesis for the Euclidean bipartite matching problem. II. Correlation functions. *Phys. Rev. E*, 91(062125), 2015.
 - [25] Sergio Caracciolo and Gabriele Sicuro. Quadratic stochastic euclidean bipartite matching problem. *Phys. Rev. Lett.*, 115(23):230601, 2015.
 - [26] Luigi Ambrosio, Federico Stra, and Dario Trevisan. A PDE approach to a 2-dimensional matching problem. *Probab. Theory Relat. Fields*, 2018.
 - [27] Riccardo Capelli, Sergio Caracciolo, Andrea Di Gioacchino, and Enrico M. Malatesta. Exact value for the average optimal cost of the bipartite traveling salesman and two-factor problems in two dimensions. *Phys. Rev. E*, 98:030101, Sep 2018.
 - [28] E.L. Lawler, D.B. Shmoys, A.H.G.R. Kan, and J.K. Lenstra. *The Traveling Salesman Problem*. John Wiley & Sons, Incorporated, 1985.
 - [29] Christos H Papadimitriou. The euclidean travelling salesman problem is np-complete. *Theoretical computer science*, 4(3):237–244, 1977.
 - [30] Giorgio Parisi and Matthieu Ratiéville. On the finite size corrections to some random matching problems. *The European Physical Journal B*, 29(3):457–468, oct 2002.
 - [31] Sergio Caracciolo, Matteo P. D’Achille, Enrico M. Malatesta, and Gabriele Sicuro. Finite size corrections in the random assignment problem. *Phys. Rev. E*, 95(052129), 2017.
 - [32] Siamak Ravanbakhsh, Reihaneh Rabbany, and Russell Greiner. Augmentative Message Passing for Traveling Salesman Problem and Graph Partitioning. *Advances in Neural Information Processing Systems*, 1(January):289–297, jun 2014.
 - [33] Johan Wastlund. The mean field traveling salesman and related problems. *Acta Mathematica*, 204(1):91–150, 2010.
 - [34] J. Beardwood, J. H. Halton, and J. M. Hammersley. The shortest path through many points. *Proc. Cambridge Philos. Soc.*, 55(299):299–327, 1959.
 - [35] M. Steele. *Ann. Probability*, 9:365–376, 1981.
 - [36] R. M. Karp and M. Steele. *The Travelling Salesman Problem*. John Wiley and Sons, New York, 1985.
 - [37] Allon G. Percus and Olivier C. Martin. Finite size and dimensional dependence in the Euclidean traveling salesman problem. *Physical Review Letters*, 76(8):1188–1191, feb 1996.
 - [38] Nicolas J. Cerf, Jacques H. Boutet de Monvel, Oriol Bohigas, Olivier C. Martin, and Allon G. Percus. The random link approximation for the Euclidean traveling salesman problem. *Journal de Physique I*, 7(January):117–136, 1997.
 - [39] J Michael Steele. *Probability theory and combinatorial optimization*, volume 69. Siam, 1997.
 - [40] Joseph E Yukich. *Probability theory of classical Euclidean optimization problems*. Springer, 2006.