

Beyond the Standard Model Kaon Mixing with Physical Masses.

Peter Boyle

Higgs Centre for Theoretical Physics, University of Edinburgh, EH9 3FD, Edinburgh, UK
E-mail: paboyle@ph.ed.ac.uk

Nicolas Garron

Dept. of Mathematical Sciences, University of Liverpool, L69 3BX, Liverpool, UK
E-mail: Nicolas.Garron@liverpool.ac.uk

Renwick James Hudspith

York University, Department of Physics and Astronomy, Toronto, Ontario, Canada, M3J 1P3
E-mail: renwick.james.hudspith@gmail.com

Andreas Jüttner

School of Physics and Astronomy, University of Southampton, Highfield, Southampton, UK, SO17 1BJ
E-mail: juettner@soton.ac.uk

Julia Kettle*

Higgs Centre for Theoretical Physics, University of Edinburgh, EH9 3FD, Edinburgh, UK
E-mail: J.R.Kettle-2@sms.ed.ac.uk

Ava Khamseh

Higgs Centre for Theoretical Physics, University of Edinburgh, EH9 3FD, Edinburgh, UK
E-mail: ava.khamseh@igmm.ed.ac.uk

Justus Tobias Tsang

Higgs Centre for Theoretical Physics, University of Edinburgh, EH9 3FD, Edinburgh, UK
E-mail: j.t.tsang@ph.ed.ac.uk

We present results from a calculation of beyond the standard model (BSM) kaon mixing including data at the physical point. We simulate $N_f = 2 + 1$ QCD with Iwasaki gauge and domain wall fermion action on 8 ensembles, spanning 3 lattice spacings and pion masses from the physical value up to 430 MeV. The ratio of the BSM to standard model (SM) matrix elements are extracted from the correlation functions and renormalised using the RI-SMOM Rome-Southampton method with non-exceptional kinematics. The results at the physical point continuum limit are found by performing a simultaneous continuum chiral extrapolation. In this work we gain consistency with our previous results and achieve a reduction in both the statistical and systematic error.

The 36th Annual International Symposium on Lattice Field Theory - LATTICE2018
22-28 July, 2018
Michigan State University, East Lansing, Michigan, USA.

*Speaker.

1. Introduction

In the standard model kaon mixing has been recognised as an important area of study since the discovery of CP violation in the K_S regeneration experiment by Christenson et al. It is directly related to ε_k the degree of indirect CP violation within the standard model.

Kaon mixing is a flavour changing neutral current (FCNC) process, occurring at one-loop. The process is dominated by box-diagrams, such as figure 1, mediated by the neutral W boson.

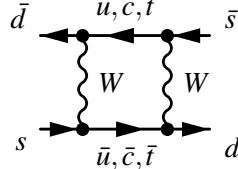


Figure 1: W exchange box diagram

The long-distance matrix element $\langle \bar{K}^0 | \hat{O}_1 | K^0 \rangle$, where \hat{O}_1 is the effective four quark weak operator mediating the $\Delta S = 2$ transition in the SM, can be separated out from the short-distance wilson coefficients, by an operator product expansion (OPE). The calculation of the matrix element can be done with lattice QCD and has been the subject of many studies. It is now known to a high level of precision, as summarised in the FLAG report[1]. Beyond the standard model, other matrix elements with differing Dirac structures are allowed. We can construct a weak effective Hamiltonian of the possible operators:

$$\mathcal{H}^{\Delta S=2} = \sum_{i=1}^5 C_i(\mu) O_i(\mu) + \sum_{i=1}^3 \tilde{C}_i(\mu) \tilde{O}_i(\mu). \quad (1.1)$$

In our framework, where parity is conserved, the \tilde{O} are redundant, therefore we only need to study the five operators O_i . In our framework we are interested only in the parity-even operators. In the so-called SUSY basis introduced in [2], the parity-even operators are,

$$\begin{aligned} O_1 &= (\bar{s}_a \gamma_\mu (1 - \gamma_5) d_a) (\bar{s}_b \gamma_\mu (1 - \gamma_5) d_b) \\ O_2 &= (\bar{s}_a (1 - \gamma_5) d_a) (\bar{s}_b (1 - \gamma_5) d_b) \\ O_3 &= (\bar{s}_a (1 - \gamma_5) d_b) (\bar{s}_b (1 - \gamma_5) d_a) \\ O_4 &= (\bar{s}_a (1 - \gamma_5) d_a) (\bar{s}_b (1 + \gamma_5) d_b) \\ O_5 &= (\bar{s}_a (1 - \gamma_5) d_b) (\bar{s}_b (1 + \gamma_5) d_a). \end{aligned} \quad (1.2)$$

There have been lattice studies of BSM kaon mixing by ETM[3], SWME[4] and RBC-UKQCD[5].

We parametrise the BSM matrix elements as a ratio over the the SM matrix elements. Following [6], we define ratio parameters

$$R_i \left(\frac{m_P^2}{f_P^2}, a^2, \mu \right) = \left[\frac{f_K^2}{m_K^2} \right]_{Exp.} \left[\frac{m_P^2}{f_P^2} \frac{\langle \bar{P} | O_i(\mu) | P \rangle}{\langle \bar{P} | O_1(\mu) | P \rangle} \right]_{Lat.} \quad (1.3)$$

where m_P and f_P are the mass and decay constant of the pseudoscalar meson on the lattice. The term in m_P/f_P is included to control the behaviour at the chiral limit, but at the physical point this parameterisation reduces to a direct ratio of the BSM to SM matrix element.

2. Simulation

We use RBC-UKQCD's $N_f = 2 + 1$ gauge ensembles with the Iwasaki gauge action [7, 8] and the domain wall fermion (DWF) action of either Möbius (M) [9, 10, 11] or Shamir (S) [12] kernel. In our previous study of BSM kaon mixing [5] there were only 2 lattice spacings and no data with physical pion masses. This work improves upon our previous work by including a third lattice spacing [13]. The pion masses span from the physical, on two new ensembles, up to 430 MeV. We use Z2 Gaussian wall (Z2GW) sources with smearing for all ensembles save C1(2) which are Z2 wall (Z2W) sources. A summary of simulation parameters is given in table 1.

Table 1: Summary of the ensembles used in this work. C, M and F stand for coarse, medium and fine, respectively. M and S stand for Möbius and Shamir kernels, respectively.

name	L/a	T/a	kernel	source	$a^{-1}[\text{GeV}]$	$m_\pi[\text{MeV}]$	n_{configs}	am_l^{uni}	am_s^{sea}	am_s^{val}	am_s^{phys}
C0	48	96	M	Z2GW	1.7295(38)	139	90	0.00078	0.0362	0.0358	0.03580(16)
C1	24	64	S	Z2W	1.7848(50)	340	100	0.005	0.04	0.03224	0.03224(18)
C2	24	64	S	Z2W	1.7848(50)	430	101	0.01	0.04	0.03224	0.03224(18)
M0	64	128	M	Z2GW	2.3586(70)	139	82	0.000678	0.02661	0.0254	0.02539(17)
M1	32	64	S	Z2GW	2.3833(86)	303	83	0.004	0.03	0.02477	0.02477(18)
M2	32	64	S	Z2GW	2.3833(86)	360	76	0.006	0.03	0.02477	0.02477(18)
M3	32	64	S	Z2GW	2.3833(86)	410	81	0.008	0.03	0.02477	0.02477(18)
F1	48	96	M	Z2GW	2.774(10)	234	98	0.002144	0.02144	0.02132	0.02132(17)

We extract the ratio parameters and pseudoscalar masses and decay constants with a ground state fit of the three-point and two-point correlation functions respectively. For the two-point correlation functions we simultaneously fit combinations of pseudoscalar and axial current channels. We show some examples of the correlation functions fits in figure 2.

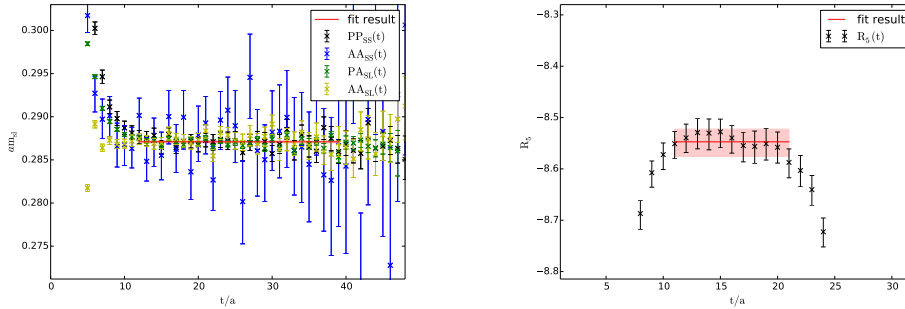


Figure 2: Examples of the correlator fits. On the left is a simultaneous fit of multiple channels of the two-point correlation function (for ensemble C0) to the ground-state to extract the effective mass. On the right is a fit of the ratio of a BSM to SM three-point correlation function for M0.

3. Renormalisation

The renormalisation is performed using the non-perturbative Rome-Southampton method [14] with non-exceptional kinematics [15] (RI-SMOM). We can then convert our results to the more useful $\overline{\text{MS}}$ scheme using the one-loop perturbative matching as given in [16].

$$O_i(\mu)^{\overline{\text{MS}}} = R^{\overline{\text{MS}} \leftarrow \text{RI-SMOM}}(\mu) \lim_{a \rightarrow 0} [Z_{ij}^{\text{RI-SMOM}}(\mu, a) \langle O_j(a) \rangle]. \quad (3.1)$$

The scale is defined by the momenta and should fall within the Rome-Southampton window; $\Lambda_{QCD}^2 \ll \mu^2 \ll (\pi/a)^2$. The upper limit is given by the lattice cut-off and the lower limit ensures accurate perturbative matching to $\overline{\text{MS}}$. We use non-exceptional momenta ($p_1^2 = p_2^2 = (p_1 - p_2)^2$ and $p_1 \neq p_2$) so that the infrared effects are more suppressed [17]. In this work, two schemes, (γ_μ, γ_μ) and (\not{q}, \not{q}) , are used, they are distinguished by their projectors. Definitions and further details can be found in [16]. The renormalisation is calculated on a small subset of configurations and results for C1/2 and M1/2/3 are given in [16]. The renormalisation factors for C0, M0 and F1 will be published in a forthcoming paper.

We perform the renormalisation at 2GeV and 3GeV, both of which fall within the Rome-Southampton window. The higher scale however is more susceptible to discretisation effects, particularly on the coarser lattices, while the lower scale will have a larger error in the perturbative matching. We can scale an operator renormalised at one scale to another using a scale evolution matrix:

$$\sigma(\mu_1, \mu_2) = \lim_{a^2 \rightarrow 0} Z(\mu_1, a) Z^{-1}(\mu_2, a). \quad (3.2)$$

In this way we renormalise at 2GeV where the discretisation effects are small, and use the scale-evolution matrix, calculated on only the medium and fine ensembles, to scale our results to 3GeV where the perturbative matching has a smaller error.

4. Extrapolation

We perform a simultaneous chiral continuum extrapolation according to the global fit form,

$$Y\left(a^2, \frac{m_{ll}^2}{f_{ll}^2}\right) = Y\left(0, \frac{m_\pi^2}{f_\pi^2}, 0\right) \left[1 + \alpha_i a^2 + \beta_i \frac{m_{ll}^2}{f_{ll}^2}\right], \quad (4.1)$$

linear in a^2 and in m_{ll}^2/f_{ll}^2 . The lattice spacings were determined in a global fit [18] (which was updated in [13] to include F1) including some of the same ensembles as in this work. Hence there is a small correlation. However, the error on the lattice spacings is of order 0.5% and the correction to the results contributed by the extrapolation in the lattice spacing is of order 15% or less, thus we can neglect this effect. We perform the fit using a χ^2 minimisation, where the χ^2 is calculated using only the error in y-axis. The gradient of the fit (scaled by the error in the mass or lattice spacing) is small compared to the ratio parameter error in both cases. Therefore the difference in our values of χ^2 from those we would obtain including the errors in the pion mass and lattice spacing is negligible.

5. Results

In figure 3 we show the fits of the ratio parameters at 2GeV in the intermediate renormalisation scheme $\text{SMOM}^{(\gamma_\mu, \gamma_\mu)}$.

We present our final results in $\overline{\text{MS}}$ at 3GeV after being renormalised in $\text{RI-SMOM}^{(\gamma, \gamma)}$ at 2GeV, step-scaled to 3GeV and matched to $\overline{\text{MS}}$. We present a full error budget in table 2. The statistical error is small typically of order 1%. Our fit ansatz does not follow chiral perturbation theory, and is instead linear in m_{ll}^2/f_{ll}^2 . We also perform fits according to χPT , in which the fit form differs only in the inclusion of a logarithmic term. By comparing the difference between the results from the linear and chiral ansatz we are able to estimate the error arising from the inclusion of data with unphysical pions. This is labelled as "Chiral." in table 2.

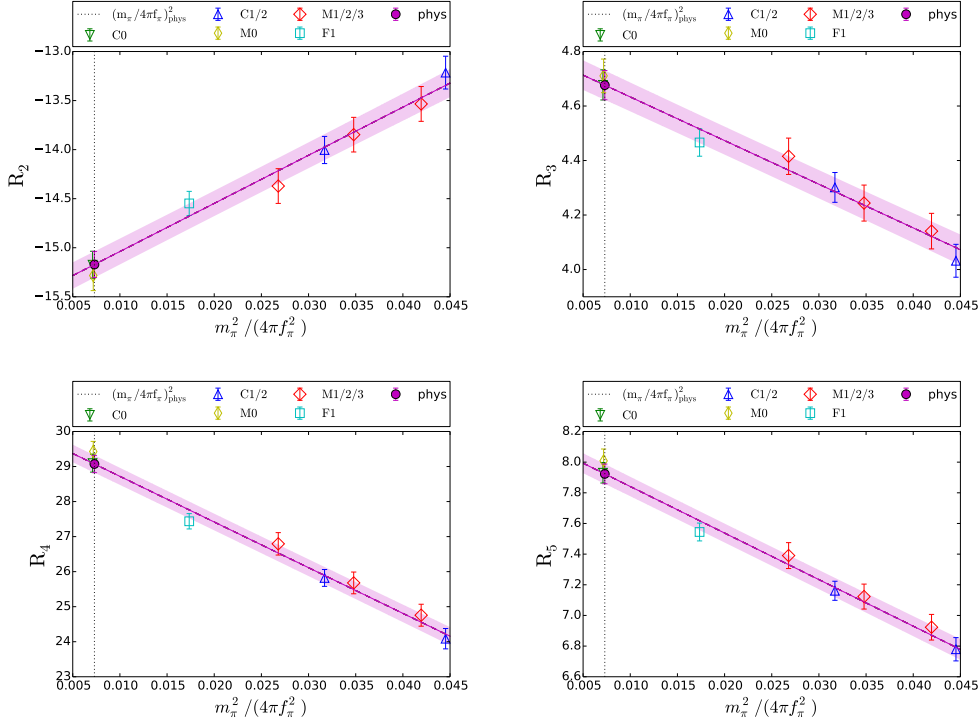


Figure 3: The chiral extrapolation of the ratio parameters, renormalised in $\text{SMOM}^{(\gamma,\gamma)}$ at 2GeV, is shown. The results were gained from a combined chiral continuum fit and the data points have been corrected to the continuum using the parameters gained from the fit.

Given the inclusion of the third lattice spacing the continuum extrapolation is well controlled, with no observation of higher order lattice artefacts. However there may be discretisation errors arising from the renormalisation. By choosing to renormalise at 2GeV and step-scale to 3GeV using a scale-evolution matrix determined excluding the coarse lattice, we expect to have minimised the effect of discretisation errors. By comparing the step-scaled results used for our central values and the results renormalised directly at 3GeV, we can provide an estimate of the magnitude of the discretisation effects. These are labelled in table 2 as "Discr."

The dominant source of error in our results is the perturbative matching at one loop to $\overline{\text{MS}}$ arising from the truncation in the series. We expect the final result to be independent from the intermediate renormalisation scheme. We have results in two renormalisation schemes (γ_μ, γ_μ) and (\not{q}, \not{q}) , which should differ only in the truncation of the perturbative series in the matching. So we take the difference between the results as an estimate of the magnitude of the perturbative matching error. This is labelled as "P.T.". This is the largest source of error, but for the ratios it is still of order 3% or less.

6. Conclusions

In this work we have improved upon our previous calculation of the BSM kaon mixing ratio parameters by including a third lattice spacing, and data directly at the physical point. The results we have gained are consistent with our previous work, as shown in table 3, and have two-fold reduced statistical errors. We have calculated the full error budget including systematic errors. For all the ratio parameters these are either of the same order as in the previous work or have been

Table 2: Central values and error budget for our final results renormalised at $\mu = 2\text{GeV}$, step-scaled to, and converted to $\overline{\text{MS}}$ at, 3GeV . For our results converted to $\overline{\text{MS}}$ our central value is obtained using $\text{SMOM}^{(\gamma_\mu, \gamma_\mu)}$ as the intermediate scheme.

scheme		R_2	R_3	R_4	R_5
$\overline{\text{MS}} \leftarrow \text{SMOM}^{(\gamma_\mu, \gamma_\mu)}$	central	-18.83	5.815	41.58	10.814
	Stat.	0.90%	1.08%	0.89%	0.82%
	Chiral.	0.90%	0.94%	1.65%	1.61%
	Discr	0.85%	0.67%	1.55%	1.99%
	P.T.	2.78%	1.32%	2.47%	2.89%
	Total.	3.04%	1.75%	3.35%	3.86%

Table 3: Comparison of the results of this work in $\overline{\text{MS}}(\mu = 3\text{GeV})$ alongside our collaboration’s previous results presented in [5].

	RBC-UKQCD16[5]	This Work
$N_f =$	2+1	2+1
scheme	RI-SMOM	RI-SMOM
R_2	-19.48(44)(52)	-18.83(17)(55)
R_3	6.08(15)(23)	5.815(63)(125)
R_4	43.11(89)(230)	41.58(37)(119)
R_5	10.99(20)(88)	10.81(9)(37)

reduced, as we have a better controlled continuum and chiral extrapolation given the inclusion of fine lattice and physical pion mass data. The precision gained here is sufficiently high that to make meaningful gains any further work on this topic should consider isospin breaking effects and calculate the two-loop matching coefficients (a computation is already underway, see talk by Kvedaraite at this conference). Earlier stages of this were presented in previous Lattice conferences [19]. These results will be published in full, alongside the bag parameters and the matrix elements, in a forthcoming paper.

7. Acknowledgements

This work used the DiRAC Blue Gene Q Shared Petaflop system and the Extreme Scaling service operated by the Edinburgh Parallel Computing Centre on behalf of the STFC DiRAC HPC Facility (www.dirac.ac.uk). The former equipment was funded by BIS National E-infrastructure capital grant ST/K000411/1, STFC capital grant ST/H008845/1, and STFC DiRAC Operations grants ST/K005804/1 and ST/K005790/1, and the latter by BEIS capital funding via STFC capital grant ST/R00238X/1 and STFC DiRAC Operations grant ST/R001006/1. DiRAC is part of the National e-Infrastructure. This research has received funding from the SUPA student prize scheme, Edinburgh Global Research Scholarship, and an STFC studentship.

References

- [1] S. Aoki *et al.*, “Review of lattice results concerning low-energy particle physics,” *The European Physical Journal C*, vol. 77, p. 112, Feb 2017.

- [2] F. Gabbiani, E. Gabrielli, A. Masiero, and L. Silvestrini, “A Complete analysis of FCNC and CP constraints in general SUSY extensions of the standard model,” *Nucl. Phys.*, vol. B477, pp. 321–352, 1996.
- [3] N. Carrasco, P. Dimopoulos, R. Frezzotti, V. Lubicz, G. C. Rossi, S. Simula, and C. Tarantino, “DeltaS=2 and DeltaC=2 bag parameters in the standard model and beyond from $N_f=2+1+1$ twisted-mass lattice QCD,” *Phys. Rev.*, vol. D92, no. 3, p. 034516, 2015.
- [4] B. J. Choi *et al.*, “Kaon BSM B-parameters using improved staggered fermions from $N_f = 2 + 1$ unquenched QCD,” *Phys. Rev.*, vol. D93, no. 1, p. 014511, 2016.
- [5] N. Garron, R. J. Hudspith, and A. T. Lytle, “Neutral Kaon Mixing Beyond the Standard Model with $N_f = 2 + 1$ Chiral Fermions Part 1: Bare Matrix Elements and Physical Results,” *JHEP*, vol. 11, p. 001, 2016.
- [6] R. Babich, N. Garron, C. Hoelbling, J. Howard, L. Lellouch, and C. Rebbi, “K0 - anti K0 mixing beyond the standard model and CP-violating electroweak penguins in quenched QCD with exact chiral symmetry,” *Phys. Rev.*, vol. D74, p. 073009, 2006.
- [7] Y. Iwasaki and T. Yoshie, “Renormalization Group Improved Action for SU(3) Lattice Gauge Theory and the String Tension,” *Phys. Lett.*, vol. 143B, pp. 449–452, 1984.
- [8] Y. Iwasaki, “Renormalization Group Analysis of Lattice Theories and Improved Lattice Action: Two-Dimensional Nonlinear O(N) Sigma Model,” *Nucl. Phys.*, vol. B258, pp. 141–156, 1985.
- [9] R. C. Brower, H. Neff, and K. Orginos, “Möbius fermions: Improved domain wall chiral fermions,” *Nucl.Phys.Proc.Suppl.*, vol. 140, pp. 686–688, 2005.
- [10] R. Brower, H. Neff, and K. Orginos, “Möbius fermions,” *Nucl.Phys.Proc.Suppl.*, vol. 153, pp. 191–198, 2006.
- [11] R. C. Brower, H. Neff, and K. Orginos, “The Möbius Domain Wall Fermion Algorithm,” 2012.
- [12] Y. Shamir, “Chiral fermions from lattice boundaries,” *Nucl.Phys.*, vol. B406, pp. 90–106, 1993.
- [13] Boyle, Peter A. and Del Debbio, Luigi and Jüttner, Andreas and Khamseh, Ava and Sanfilippo, Francesco and Tsang, Justus Tobias, “The decay constants f_D and f_{D^*} in the continuum limit of $N_f = 2 + 1$ domain wall lattice QCD,” *JHEP*, vol. 12, p. 008, 2017.
- [14] G. Martinelli, C. Pittori, C. T. Sachrajda, M. Testa, and A. Vladikas, “A General method for nonperturbative renormalization of lattice operators,” *Nucl.Phys.*, vol. B445, pp. 81–108, 1995.
- [15] C. Sturm, Y. Aoki, N. Christ, T. Izubuchi, C. Sachrajda, *et al.*, “Renormalization of quark bilinear operators in a momentum-subtraction scheme with a nonexceptional subtraction point,” *Phys.Rev.*, vol. D80, p. 014501, 2009.
- [16] P. A. Boyle, N. Garron, R. J. Hudspith, C. Lehner, and A. T. Lytle, “Neutral kaon mixing beyond the Standard Model with $n_f = 2 + 1$ chiral fermions. Part 2: non perturbative renormalisation of the $\Delta F = 2$ four-quark operators,” *JHEP*, vol. 10, p. 054, 2017.
- [17] Y. Aoki, P. Boyle, N. Christ, C. Dawson, M. Donnellan, *et al.*, “Non-perturbative renormalization of quark bilinear operators and B(K) using domain wall fermions,” *Phys.Rev.*, vol. D78, p. 054510, 2008.
- [18] T. Blum *et al.*, “Domain wall QCD with physical quark masses,” *Phys. Rev.*, vol. D93, no. 7, p. 074505, 2016.
- [19] P. Boyle, N. Garron, J. Kettle, A. Khamseh, and J. T. Tsang, “BSM Kaon Mixing at the Physical Point,” *EPJ Web Conf.*, vol. 175, p. 13010, 2018.