

Statistics of the radiating relativistic electrons

Eugene Bulyak* and Nikolay Shul'ga†

National Science Center 'Kharkov Institute of Physics and Technology', 1 Academichna str, Kharkiv, Ukraine

(Dated: December 27, 2018)

We developed a general method for assessing the evolution of the energy spectrum of relativistic charged particles that have undergone small quantum losses, such as the ionization losses when the electrons pass through matter and the radiation losses in the periodic fields. These processes are characterized by a small magnitude of the recoil quantum as compared with the particle's initial energy. We convey the statistical consideration of the radiating electrons. We demonstrate that in the initial stage, the electron's spectrum can be described as a composition of consecutive convolutions of the recoil spectrum with itself, taken with the Poisson mass. In this stage, at the relatively small average number of the recoils, the electron spectrum reveals some individual characteristics of the recoil spectrum. Furthermore, the spectrum loses individuality and allows for proximate description in the terms of statistical parameters. The results of this consideration reveal that the width of the electron spectrum is increasing with the number of recoils according to the power law, with the power index being inverse to the stability parameter, which gradually increases with the number of recoils from one to two. Increase of the spectrum width limits the ability of the beam to generate coherent radiation in hard x-ray and gamma-ray region.

PACS numbers: 41.60.-m, 41.75.Ht

INTRODUCTION

In a number of processes involving beams of high-energy electrons, such as radiation in the periodic structures, ionization losses in matter, etc., the energy degradation of an incident electron is in the form of the small portions (recoil quanta), which spectrum is almost independent of the electron's energy. In our previous papers [1, 2], we have considered the evolution of the spectrum of such electron beam. It was shown, that the spectrum is determined by the parameters of a single recoil and the average number of the recoils.

We convey the statistical consideration of the radiating electrons. We demonstrate that in the initial stage, the electron's spectrum can be described as a composition of consecutive convolutions of the recoil spectrum with itself, taken with the Poisson mass. In this stage, at the relatively small average number of the recoils, the electron spectrum reveals some individual characteristics of the recoil spectrum. Furthermore, the spectrum loses individuality and allows for proximate description in the terms of statistical parameters.

This paper is organized as follows. In the first section, we present a method of assessing the evolution of the straggling function that describes the distribution of the energy losses in the interim range of the number of recoils. In the second section, we validate the method by comparing it to the known theories at the limiting cases. The third section presents the results of the study of the kinetics of the radiating electrons in short undulators. The fourth section summarizes the results.

I. STATISTICS OF THE RADIATING ELECTRONS

A. Preliminaries

Distinguishing features of the considered system are: (i) Big number of the ensemble members (electrons in the radiating bunch) $n \sim 10^{10}$. (ii) Small average number of recoils (defined as ratio of the energy emitted by the electron to the mean energy of the spectrum of the radiation) $x < 10^4$.

We adopt the assumption that the spectrum of emitting quantum of the radiation inducing energy loss (recoil), $w(\omega)$ is 'physical': it has compact support, $0 \leq \omega_{\min} \leq \omega \leq \omega_{\max} < \infty$ with ω being the energy of the recoil. The spectrum is normalized to unity, $\int w(\omega) d\omega = 1$. (Here and below we drop out the infinite limits in integration.)

In this paper, we use the reduced energy units: ϵ for the energy in the straggling spectrum, ω for the energy of the spectrum of the recoil quantum, all are dimensionless, normalized to the energy unit, e.g., to the charged particle rest energy, [2]. We use a convention for the Fourier transform in the form of:

$$(\mathcal{F}f)(s) = \hat{f}(s) = \int e^{-2\pi\omega s} f(\omega) d\omega$$

with s being the variable in the Fourier transform domain that complements to ω (or ϵ).

A trajectory of the straggling electron in the plane (x, ϵ) is presented in Fig. 1. The trajectory is composed of the free paths of random length, with the mean unit value and the (positive) random jumps having the same probability density distribution $w(\omega)$. Such a process belongs to the subclass of the *Subordinate to the Compound Poisson Process*, which in turn belongs to the α -stable (or

* bulyak@kipt.kharkov.ua

† Also at V.N. Karazin National University, 4 Svodody sq., Kharkiv, Ukraine

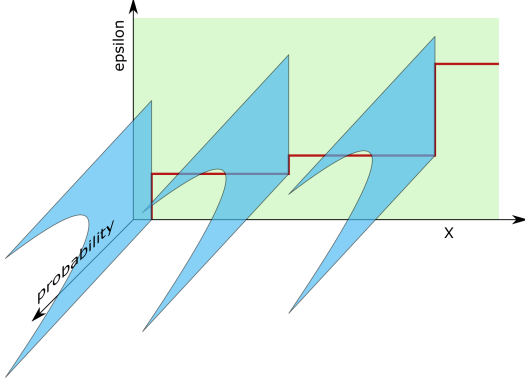


FIG. 1. Straggling process. The recoils are from the dipole radiation.

Lévy) processes, see, e.g., [3].

As we have shown, the evolution of the bunch's spectrum is described by the characteristic function (Fourier transform of the distribution density), [1, 2]:

$$\hat{f} = \hat{f}_0 \exp[x(\hat{w} - 1)] , \quad (1)$$

where $w(\omega)$ is the recoil's spectrum, and f_0 is the initial spectrum. The parameter $x > 0$ is the ensemble average number of the recoils undergone by an electron since entering the driving force, [1, 2].

The equation (1) may be generalized and simplified due to the model assumption of the independence of recoils on the electron's energy, as proposed in [4]. Instead of the beam spectrum, we consider the distribution density of losses: so called straggling function [2]. The straggling function, normalized to unity, presents the loss spectrum: only the particles that have undergone at least one recoil contribute to it.

The characteristic function for the straggling function S_x and the Poisson-weighted expansion are

$$\hat{S}_x = \hat{w} e^{x(\hat{w}-1)} , \quad S_x(\epsilon) = \sum_{n=0}^{\infty} \frac{e^{-x} x^n}{\Gamma(n+1)} F_n(\epsilon) , \quad (2)$$

$$F_n = F_{n-1} * w , \quad F_0 = w .$$

where $*$ stands for the convolution operation. The first three moments of the straggling function read:

$$\bar{\epsilon} = (1+x)\bar{w} ; \quad (3a)$$

$$\text{Var}[\epsilon] = (1+x)\overline{w^2} - \bar{w}^2 ; \quad (3b)$$

$$\text{Sk}[\epsilon] = (1+x)\overline{w^3} - 3\bar{w}\overline{w^2} + 2\bar{w}^3 . \quad (3c)$$

Here $\bar{w}, \overline{w^2}, \overline{w^3}$ are the *raw* moments of the recoil spectrum $w(\omega)$, $\overline{w^n} \equiv \int \omega^n w(\omega) d\omega$.

A universal solution for the straggling function (2) allows for accurate evaluation at the beginning of the process, $x \lesssim 1$ when the series may be limited to a few self-states F_n ; and in the opposite limit of the large number of recoils, $x \rightarrow \infty$ when a few first moments (3) adequately

represent the function. (The first moment—mean loss energy—always holds since it presents the energy conservation law.)

B. Statistical properties for finite number of recoils

From the practical point of view, most interesting for the physically realizable systems is a medium number of recoils, when a particle, after entering the system, lost a small fraction of its initial energy in the moderate number of the recoils, $x\bar{w} \ll \gamma_0$. To evaluate the functional dependence of the spectrum width against the average number of recoils, $\sigma = \sigma(x)$, we compare the distribution (2) with the Lévy α -stable distributions, the only ones to which the sum of independent identically distributed variables is attracted, see [5].

It should be emphasized that despite the relevance of the trajectory to the α -stable class, the bunch of such trajectories do not rigorously match the class since individual trajectories come into stage at different x , as is depicted in Fig. 2. Nevertheless, at $x \gg 1$ when almost all of the particles have been recoiled and the width of the distribution exceeds the width of the spectrum of recoils, the bunch of the trajectories is expected to obey a stable law.

The characteristic function of α -stable process, see e.g. [5], has a general form:

$$\hat{\phi}(s) = \exp \{ -2\pi i s \mu - |2\pi \sigma s|^\alpha [1 - i\beta \text{sign}(s)\Phi] \} , \quad (4)$$

with

$$\Phi = \begin{cases} \tan\left(\frac{\pi\alpha}{2}\right), & \alpha \neq 1, \\ -\frac{2}{\pi} \log |s|, & \alpha = 1, \end{cases}$$

The parameters of the stable distribution are $\alpha \in (0, 2]$ the stability parameter, $\sigma > 0$ the scale parameter, β the skewness parameter, and μ the location parameter.

The model under consideration allows for a reduction of range of the parameters: the stability parameter should be in the range $\alpha \in (1, 2]$ due to a finite mean of the recoil spectrum; the location parameter is simply equal to the first moment of the straggling function (3a).

Comparison of the characteristic function of straggling (2) with that of the stable distribution (4) leads to two important consequences: (i) the scaling parameter σ is determined by the real part of the exponent, and (ii) the Fourier transform of a recoil spectrum in general may not be of the power form, $\propto |s|^\alpha$ with $\alpha = \text{const}$.

We suggest to evaluate the stability parameter at $s = s_*$ where the real part of the exponent of the characteristic function equals to unity:

$$\Re[x(1 - \hat{w}(s_*))] = 1 = |\pi \sigma s_*|^\alpha . \quad (5)$$

Here in the square brackets of left-hand side of (5), we intentionally omit the small term $\Re[\log \hat{w}(s_*)] \propto -s_*^2$.

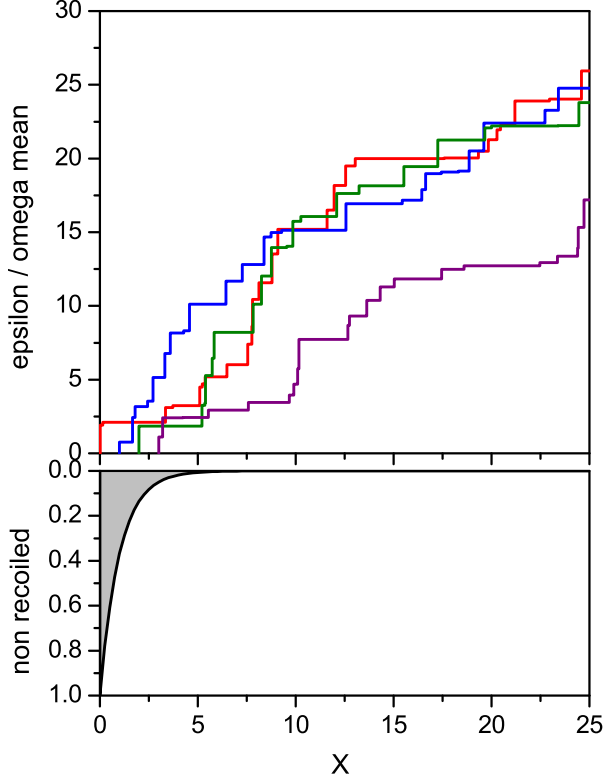


FIG. 2. Four simulated trajectories for the recoils from the dipole radiation emission (top). Density of the non-recoiled particles is indicated in grey on the bottom panel.

From this suggestion, an expression for the stability parameter is readily derived:

$$\alpha = \frac{s D_s \Re[\hat{w}]}{1 - \Re[\hat{w}]}\bigg|_{s=s_*}, \quad (6)$$

where $D_s \equiv \frac{\partial}{\partial s}$ and $s_* = s_*(x) > 0$ is the root of (5).

Substituting the explicit expression for $\Re[\hat{w}]$,

$$\begin{aligned} |\pi \sigma s_*|^\alpha &= x \int w(\omega) [1 - \cos(-2\pi s_* \omega)] d\omega \\ &= x \int w(\omega) [\pi s_* \omega]^\alpha d\omega = x m_\alpha[w] [\pi s_*]^\alpha, \end{aligned}$$

we get a general dependence of the scale parameter—the width of the straggling distribution—on number of recoils:

$$\sigma(x) = [x m_\alpha[w]]^{1/\alpha}, \quad (7)$$

where $m_\alpha[w]$ is the raw generalized α -moment of the recoil spectrum:

$$m_\alpha[w] \equiv \int \omega^\alpha w(\omega) d\omega.$$

Thus, the width of the spectrum increases with the average number of the recoils as $\propto x^{1/\alpha(x)}$. The stability parameter $\alpha(x)$, in turn, increases with x from unity to two.

It should be noted, that the scale parameter is equal to half-width of the distribution at $1/e$ of the maximum. At $\alpha \rightarrow 2$ when the distribution approaches the normal (Gaussian) distribution, the scale parameter approaches the square root of Gaussian variance divided by two, $\sigma(x) \rightarrow \left[(\epsilon - \bar{\epsilon})^2 / 2 \right]^{1/2}$.

II. VERIFICATION OF THE METHOD

The two known functional limits of the considered process, $1 \leq \alpha \leq 2$ with $\alpha = 1$ being the Landau distribution and $\alpha = 2$ the Fokker-Plank (diffusive limit), may be considered the benchmarks of the method, see, e.g., [6].

A. The diffusion limit

As stated in the Central Limit Theorem, the sum of independent identically distributed variables with the finite variance should approach the normal (Gaussian) distribution, which is a limiting case of the stable distributions with $\alpha = 2$. Directly following from (2), at $x \rightarrow \infty$, the real part of the exponent approaches Gaussian:

$$\Re[\hat{w} - 1] \approx 2\pi^2 s^2 \overline{\omega^2}.$$

The same result, $\alpha = 2$, directly stems from (6) since $s_* \rightarrow 0$ when $x \rightarrow \infty$.

B. Landau's function

A particular case of the stable distributions, the Landau function [4] ($\alpha = 1$, $\beta = 1$), is of special importance since it has undergone extensive study and experimental validation, see [7, 8]. The process of ionization losses described by the Landau distribution, agrees with the assumption of the small recoils, whose spectrum is independent of the energy of the particles. The problem is the employment of the idealized unbound recoil spectrum of $\propto \omega^{-2}$ dependence on energy. This spectrum—the Rutherford cross section—can not be normalized (it has infinite moments).

To avoid the divergence, we consider a truncated recoil spectrum, $0 < a \leq \omega \leq b < \infty$, then take the limits $a \rightarrow 0$, $b \rightarrow \infty$, and keeping the total energy losses finite. A “physical” Rutherford cross section is sketched in Fig. 3.

The normalized truncated spectrum reads:

$$S_L(\omega) = \frac{\text{sign}(\omega - a) - \text{sign}(\omega - b)}{2\omega^2} \frac{ab}{(b - a)}. \quad (8)$$

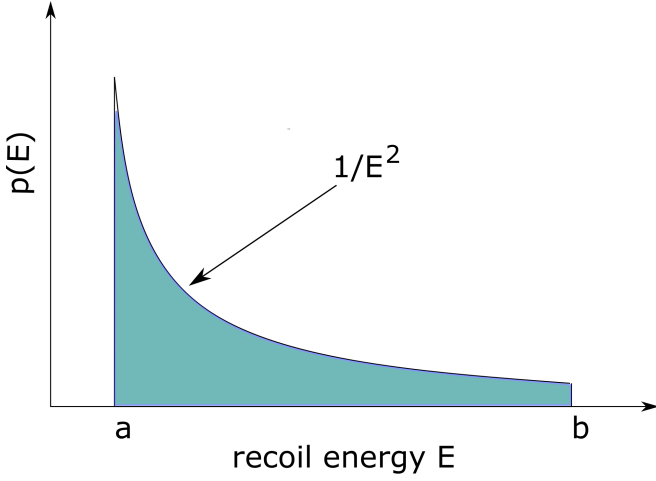


FIG. 3. Recoil spectrum for a “physical” Rutherford cross section.

Fourier transform for this cross-section is:

$$\mathcal{F}(R_{cs}) = \frac{1}{(b-a)\sqrt{2\pi}} \times \{b \cos(as) - a \cos(bs) + sab [\text{Si}(as) - \text{Si}(bs)] - i[sab (\text{Ci}(as) - \text{Ci}(bs)) - b \sin(as) + a \sin(bs)]\} \quad (9)$$

where $\text{Si}(z) = \int_0^z \sin(t)/t dt$ is the integral sinus, and $\text{Ci}(z) = -\int_z^\infty \cos(t)/t dt$ is the integral cosine.

Explicitly, we have for the model:

$$\alpha_L(s; a, b) = 1 + \frac{\frac{\cos(2\pi bs)}{b} - \frac{\cos(2\pi as)}{a} + 2\pi sab [\text{Si}(2b\pi s) - \text{Si}(2a\pi s)]}{b - a} \quad (10)$$

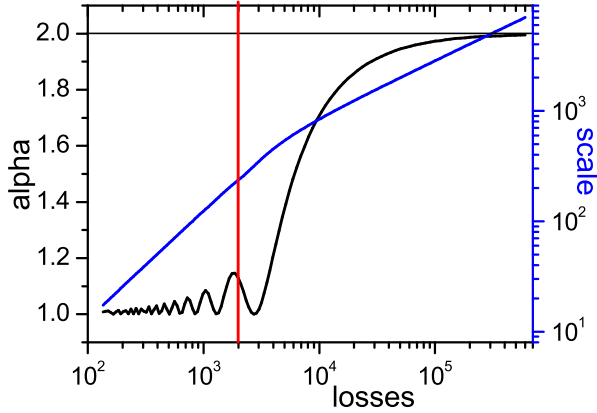


FIG. 4. 1 GeV electrons traversing tungsten target. Vertical red line indicates the physical limit: all the energy radiated out. (Small oscillations are caused by the computational roundness errors.)

The stability parameter (10) has two limits:

$$\lim_{s \rightarrow 0} \alpha_L(s; a, b) = 2, \quad 0 < a < b < \infty; \quad (11a)$$

$$\lim_{a \rightarrow 0, b \rightarrow \infty} \alpha_L(s; a, b) = 1, \quad 0 < s. \quad (11b)$$

For the physically grounded cases of ionization losses, both the Landau and the Vavilov formulas are valid. The Landau distribution evolves into the Gaussian well beyond the physical region, see Fig. 4.

III. RADIATION IN PERIODIC STRUCTURE

As an example of application of the method to a practical case, we consider evolution of the straggling function due to emission of the undulator radiation, see, e.g., [9]. Evolution of the straggling function for a long undulator and $K \gtrsim 1$ approximates the diffusion process [10]. On the other hand, for the dipole radiation $K \ll 1$, and a short undulator (or the entrance section of a long undulator), $x \lesssim 5$ this function is asymmetric and non-Gaussian [1, 11].

Figure 5 represents the straggling function profiles computed in accordance to (2) for a small average number of recoils. It shows that the straggling function resembles the spectrum of recoil at $x \ll 1$, then it gradually spreads out and smoothes, approximating to some degree the Landau distribution.

The stability parameter against the number of recoils, computed based on (6) for different undulator parameters K is presented in Fig. 6. As it can be seen from the figure, the wider the recoil spectrum the later the stability parameter approaches the diffusion limit of $\alpha = 2$.

When the stability parameter approaches the ‘diffusion’ value of $\alpha = 2$ (still remaining below it), the skewness $\text{Sk}[\epsilon] > 0$, the third centered moment (3c) stays positive and increases with x . We can derive practical information about the mode of the distribution. Making use of Pearson’s skewness for a distribution close to the normal, see, e.g. [12],

$$\frac{\bar{\epsilon} - \epsilon_{\text{mode}}}{\sigma} = \frac{\mu_3}{2\sigma^3},$$

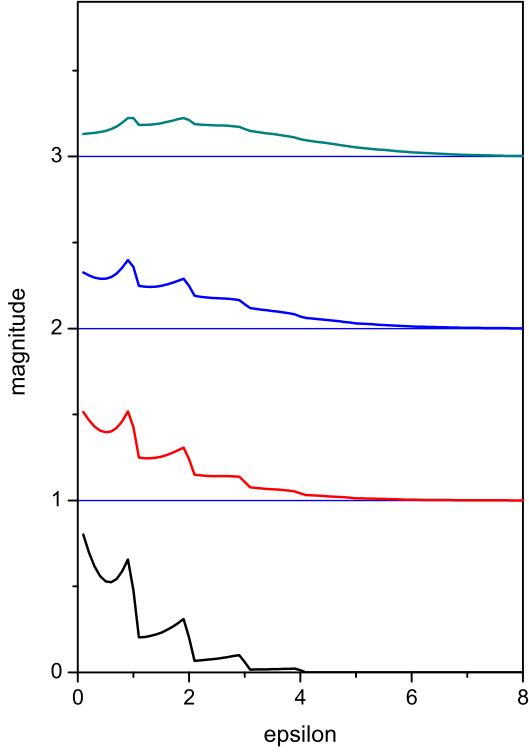


FIG. 5. Straggling distribution function caused by recoils in helical undulator, $K = 1$, $x = 0.01, 0.5, 1, 2$ (shifted by 0, 1, 2, 3 from bottom to top, respectively)

where ϵ_{mode} is the maximum of the distribution density, and μ_3 is the centered third moment, we get:

$$\begin{aligned} \epsilon_{\text{mode}} &= \bar{\epsilon} - \frac{\mu_3}{2\sigma^2} \\ &= (1+x)\bar{\omega} - \frac{(1+x)\bar{\omega}^3 - 3\bar{\omega}^2\bar{\omega} + 2\bar{\omega}^3}{2[(1+x)\bar{\omega}^2 - \bar{\omega}^2]}. \end{aligned} \quad (12)$$

For a big number of the recoils, $x \rightarrow \infty$, the shift of the mode from the mean is almost independent of the number of recoils:

$$\epsilon_{\text{mode}} - \bar{\epsilon} \approx -\frac{\bar{\omega}^3}{2\bar{\omega}^2}.$$

The mode—position of the maximum—is shifted from the mean to smaller energy losses by the constant value, which is determined by the raw moments of the recoil spectrum.

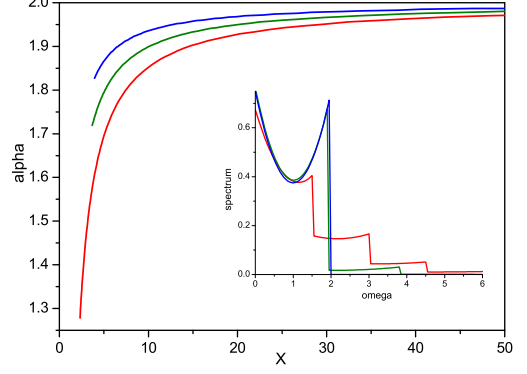


FIG. 6. Stability parameter for $K = 0.01$ (blue), $K = 0.3$ (green), and $K = 1$ (red) vs average number of recoils. (The inset presents the corresponding recoil spectra.)

IV. SUMMARY

A general dependence of the distribution of energy losses by the relativistic electrons due to radiation in periodic structures or ionization losses in matter was analyzed. The straggling function—distribution density of fluctuations—is exclusively determined by the ensemble-average number of recoils having undergone by the particle since entering the field (or medium in the case of ionization losses), and the spectrum of the recoil.

The straggling function was compared to the Lévy stable process as the only attractor of such processes according to the Generalized Central Limit Theorem. The results of this consideration reveal that the width of the electron spectrum is increasing with the number of recoils according to the power law, with the power index being inverse to the stability parameter, i.e., linearly with the number of recoils at the beginning of the process, and in proportion to the square root from the number of recoils at the diffusion limit.

Increase of the spectrum width limits the ability of the beam to generate coherent radiation in hard x-ray and gamma-ray region.

Despite of the assumed independence of the recoil spectrum on the electron's energy, a 'negligible' (from the electron's point of view) change in this spectrum may play an important role in the reduction of the brightness of sources of hard x-rays and gamma-rays, which employed relativistic electrons. It occurs due to the fact that only a small fraction of the spectrum is used: the pin-hole fraction of the spectrum has strong dependency upon the energy spread of the electrons. The attainable width of the pin-hole collimated radiation—upper limit of it—will exceed doubled electron's energy spread, [13].

-
- [1] E. Bulyak and N. Shul'ga, Nucl Instrum Methods in Physics Research, Sect B **402**, 121 (2017).
 - [2] E. Bulyak and N. Shul'ga, Journal of Instrumentation **13**, C02051 (2018).
 - [3] D. Applebaum, Notices of the American Mathematical Society. Providence, RI: American Mathematical Society **51**, 1336 (2004).
 - [4] L. Landau, J. Phys. USSR **8**, 201 (1944).
 - [5] J. P. Nolan, *Stable Distributions - Models for Heavy Tailed Data* (Birkhauser, Boston, 2017) in progress, Chapter 1 online at fs2.american.edu/jpnolan/www/stable/stable.html.
 - [6] S. Ashrafi and A. K. Golmankhameh, Turkish Journal of Physics **1705**, 1 (2017).
 - [7] P. Vavilov, Soviet Physics JETP **5**, 749 (1957).
 - [8] H. Bichsel, Rev. Mod. Phys. **60**, 663 (1988).
 - [9] M. Howells and B.M.Kincaid, *The properties of undulator radiation*, Tech. Rep. (LBL-34751, UC-406, 1992).
 - [10] I. Agapov and G. Geloni, Phys. Rev. ST Accel. Beams **17**, 110704 (2014).
 - [11] E. Bulyak and N. Shul'ga, "Electron spectra and coherence of radiation in undulators," <http://arXiv.org/1506.03255v2> (2015).
 - [12] J. F. Kenney and E. S. Keeping, *Mathematics of Statistics* (Pt. 1, 3rd ed. Van Nostrand, Princeton, NJ, 1962).
 - [13] E. Bulyak and J. Urakawa, Journal of Physics: Conference Series **517**, 012001 (2014).