

A new fictitious domain method: optimal convergence without cut elements

Alexei Lozinski

*Laboratoire de Mathématiques de Besançon - UMR CNRS 6623,
Univ. Bourgogne Franche Comté, 16 route de Gray, 25030 Besançon Cedex, France.*

Abstract

We present a method of the fictitious domain type for the Poisson problem with either Dirichlet or Neumann/Robin boundary conditions. The computational mesh is obtained from a background (typically uniform Cartesian) mesh by retaining only the elements intersecting the domain where the problem is posed. The resulting mesh does not thus fit the boundary of the problem domain. Several finite element methods (XFEM, CutFEM) adapted to such meshes have been recently proposed. The originality of the present article consists in avoiding integration over the elements cut by the boundary of the problem domain, while preserving the optimal convergence rates, as confirmed by both the theoretical estimates and the numerical results.

Keywords: Fictitious domain, finite elements.

1. Introduction.

In this article, we propose a new approach to the numerical solution of boundary value problems for partial differential equations using finite elements on non-matching meshes, circumventing the need to generate a mesh accurately fitting the physical boundaries or interfaces. Such approaches, classically known as the fictitious domain methods, have a long history dating back to [22] in the case of the Poisson problem with Dirichlet boundary conditions. They were later popularized, by Glowinski and co-workers, cf. [14] for example, and successfully applied in the context of particular flow simulations [13, 11]. The basic idea of the classical fictitious domain method is to embed the physical domain Ω into a bigger simply shaped domain O , to extend the physically meaningful solution on Ω by a fictitious solution on $O \setminus \Omega$ using the same governing equations as on Ω , and to impose the boundary conditions on $\partial\Omega$ by Lagrange multipliers. At the numerical level, this means that one can work with simple meshes on O , but one also needs a mesh on the physical boundary $\partial\Omega$ for the Lagrange multiplier, which should be coarser than the first one in order to satisfy the inf-sup condition [10]. One is thus not completely free from meshing problems. Another unfortunate feature of such methods is their poor accuracy: one cannot expect the convergence order to be better than $1/2$ with the respect to the mesh size. Closely related penalty methods are well suited for both Dirichlet and Neumann boundary conditions [12, 18], may be simpler to implement in practice than the fictitious domain methods with Lagrange multipliers, but share with them the poor convergence properties.

More recently, several optimally convergent finite element methods on non-matching meshes were proposed following the XFEM or CutFEM paradigms. XFEM (extended finite element method) was initially introduced in [20] for applications in the structural mechanics on cracked domains (Neumann boundary conditions on the crack). Its ability to impose Dirichlet boundary conditions was demonstrated in [19, 23] and a properly stabilized version with proved optimal convergence was proposed in [15]. The CutFEM methods [3] were first introduced in a series of papers by Burman and Hansbo [4, 5, 6]. The common feature of all these methods is that the simple background mesh is only used to define the finite element space (only the mesh elements having non empty intersection with Ω are kept in the computational mesh), but the solution is no longer extended from the physical domain Ω to a larger fictitious domain. The integrals over Ω are thus maintained in the finite element formulation. The boundary conditions are imposed either through Lagrange multipliers living on the same mesh as the primary solution [15, 4] or by the Nitsche method [5, 6] stabilized by the ghost penalty [2]. The optimal convergence, i.e. the error estimates of the same order as those for finite element methods on a comparable matching mesh, are established for all the methods above.

As already mentioned, XFEM/CutFEM methods contain the integrals over Ω in their formulations. This can be cumbersome in practice. Citing [4] “the only remaining difficulty of implementation is the actual integration on the boundary and on parts of elements cut by the boundary. This difficulty however is expected to arise in any optimal order fictitious domain method.” We attempt in the present article to prove that this statement is not entirely true. We propose in fact an optimal order fictitious domain method that does not involve the integrals on Ω and thus does not require to perform the integration on parts of elements cut by the boundary. Our method can be regarded as a mix between the classical fictitious domain approach and CutFEM. As in CutFEM, we use the computational mesh constructed by keeping only the elements from the background mesh on the embedding domain \mathcal{O} having non empty intersection with Ω . On the other hand, we extend the solution from Ω to the computational domain, which is now only slightly larger than Ω . In fact, the extension is done on a narrow band of width of order of the mesh size, contrary to the extension to entire \mathcal{O} as in the classical fictitious domain approach.¹ This minimizes the effect of choosing a “wrong” extension and enables us, with the help of a proper stabilization mainly borrowed from CutFEM, to preserve the optimal convergence without integration on the cut mesh elements. Unfortunately, the integration on the actual boundary should still be performed, so that some non trivial quadrature techniques are still needed. We believe however that an integration over the surface (resp. the curve) cut by the mesh is simpler to implement than that on the cut mesh elements in 3D (resp. 2D).

Let us now give a first sketch of the methods that we propose in this article. We restrict ourselves to the simple model problem: the Poisson equation with either Dirichlet boundary conditions

$$-\Delta u = f \text{ in } \Omega, \quad u = g \text{ on } \Gamma \quad (1)$$

or Robin ones

$$-\Delta u = f \text{ in } \Omega, \quad \frac{\partial u}{\partial n} + \rho u = g \text{ on } \Gamma \quad (2)$$

with $\rho \geq 0$ (Neumann boundary conditions are included as a special case for $\rho = 0$). Here $\Omega \subset \mathbb{R}^d$, $d = 2, 3$ is a domain with smooth boundary $\Gamma = \partial\Omega$, f and g are given functions on Ω and Γ respectively.

We start by embedding Ω into a simply shaped domain \mathcal{O} and introduce a quasi-uniform mesh $\mathcal{T}_h^{\mathcal{O}}$ on \mathcal{O} consisting of triangles/tetrahedrons of maximum diameter h that can be cut by the boundary Γ in an arbitrary manner. The computational mesh \mathcal{T}_h is obtained from $\mathcal{T}_h^{\mathcal{O}}$ by dropping out all the mesh element lying completely outside Ω :

$$\mathcal{T}_h = \{T \in \mathcal{T}_h^{\mathcal{O}} : T \cap \Omega \neq \emptyset\}, \quad \Omega_h = (\cup_{T \in \mathcal{T}_h} T)^\circ \quad (3)$$

as illustrated in Fig. 1. Ω_h is thus the domain occupied by the computational mesh, slightly larger than Ω . We denote its boundary by $\Gamma_h := \partial\Omega_h$.

We outline first the derivation of our method in the case of Dirichlet boundary conditions, following the preliminary version in [17]. We assume that the right-hand side f is extended smoothly from Ω to Ω_h and imagine (for the moment) that (1) can be solved on the extended domain Ω_h while still imposing the boundary conditions on Γ :

$$-\Delta u = f \text{ in } \Omega_h, \quad u = g \text{ on } \Gamma. \quad (4)$$

We keep here the same notations u and f for the functions on Ω_h as for the originals on Ω . Integration by parts over Ω_h and imposing the boundary conditions weakly on Γ as in the Nitsche method [21] yields

$$\int_{\Omega_h} \nabla u \cdot \nabla v - \int_{\Gamma_h} \frac{\partial u}{\partial n} v + \int_{\Gamma} u \frac{\partial v}{\partial n} + \frac{\gamma}{h} \int_{\Gamma} uv = \int_{\Omega_h} f v + \int_{\Gamma} g \frac{\partial v}{\partial n} + \frac{\gamma}{h} \int_{\Gamma} g v, \quad \forall v \in H^1(\Omega_h) \quad (5)$$

with $\gamma > 0$. Here, n on Γ (resp. Γ_h) denotes the unit normal looking outwards from Ω (resp. Ω_h). Our finite element method is then based on the weak formulation (5) adding to it a ghost penalty stabilization to assure the coerciveness of the bilinear form. The method will be fully presented in Subsection 2.1 and analyzed in Subsections 3.2 and 3.3.

¹The idea of constructing numerically a smooth extension to the whole \mathcal{O} is explored in [8] resulting in an optimally convergent method. The price to pay is the necessity to solve an optimization problem by an iterative process, which can be expensive in practice.

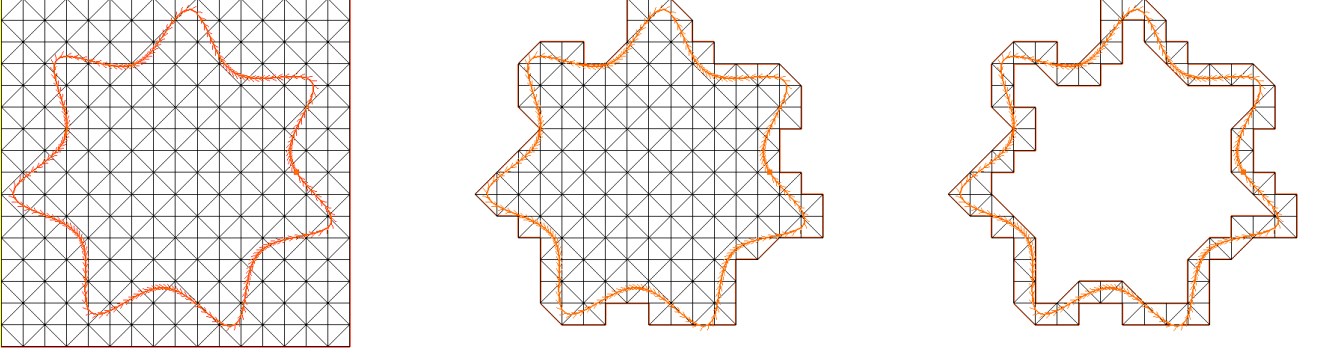


Figure 1: Left: the “physical” domain Ω represented by its boundary Γ embedded into a rectangle \mathcal{O} with the “background” mesh $\mathcal{T}_h^{\mathcal{O}}$ on it. Center: the computational mesh \mathcal{T}_h obtained by dropping the unnecessary triangles from $\mathcal{T}_h^{\mathcal{O}}$. Right: the band Ω_h^Γ occupied by the cut elements \mathcal{T}_h^Γ of the mesh \mathcal{T}_h .

We stress again that formulation (5) does not contain integrals on Ω . Otherwise, the resulting method is very close to the antisymmetric Nitsche CutFEM method from [2].

We turn now to the case of Robin boundary conditions (2). We start again by extending f from Ω to Ω_h and imagine (for the moment) that (2) can be solved on the extended domain Ω_h while still imposing the boundary conditions on Γ :

$$-\Delta u = f \text{ in } \Omega_h, \quad \frac{\partial u}{\partial n} + \rho u = g \text{ on } \Gamma. \quad (6)$$

Integration by parts over Ω_h and imposing the boundary conditions weakly on Γ would yield

$$\int_{\Omega_h} \nabla u \cdot \nabla v - \int_{\Gamma_h} \frac{\partial u}{\partial n} v + \int_{\Gamma} \frac{\partial u}{\partial n} v + \int_{\Gamma} \rho u v = \int_{\Omega_h} f v + \int_{\Gamma} g v$$

Such a formulation does not seem to lead to a reasonable finite element method: it is difficult to imagine a stabilization that would make the bilinear form on the left-hand side above coercive. Fortunately, we are able to devise an optimally convergent method by introducing a reconstruction $y = -\nabla u$ of the gradient of u on the band of cut mesh elements Ω_h^Γ , cf. Fig. 1 on the right, and by replacing the weak formulation above with the following one

$$\begin{aligned} \int_{\Omega_h} \nabla u \cdot \nabla v + \int_{\Gamma_h} y \cdot n v - \int_{\Gamma} y \cdot n v + \int_{\Gamma} \rho u v + \gamma_1 \int_{\Omega_h^\Gamma} (y + \nabla u) \cdot (z + \nabla v) \\ = \int_{\Omega_h} f v + \int_{\Gamma} g v, \end{aligned} \quad \forall v \in H^1(\Omega_h), z \in L^2(\Omega_h^\Gamma)^d \quad (7)$$

with $\gamma_1 > 0$. The terms multiplied by γ_1 serve to impose $y = -\nabla u$ on Ω_h^Γ . Our finite element method (12), based on the weak formulation (7) with the addition of grad-div and ghost stabilizations, will be fully presented in Subsection 2.2 and analyzed in Subsections 3.4 and 3.5. It involves the additional vector-valued unknown y_h , which results in some extra cost in practice, as compared with a simpler method for Dirichlet boundary conditions. Fortunately, this extra cost is negligible as $h \rightarrow 0$ since y_h lives only on the mesh elements cut by Γ which constitute smaller and smaller proportion of the total number of elements as the meshes are refined.

Our finite element methods for both Dirichlet and Robin cases are presented in more detail in the next section. Their well-posedness and the optimal error estimates are proved in Section 3. We restrict ourselves here to P_1 continuous finite elements on a triangular/tetrahedral mesh. An extension to higher-order elements P_k is sketched in Section 4. We conclude by numerical experiments in Section 5, presenting only the results with P_1 elements.

2. Presentation of the methods

2.1. Dirichlet boundary conditions

We present first our discretization of Problem (1). Recall that \mathcal{T}_h is a quasi-uniform mesh obtained from a larger background mesh retaining only the elements lying inside Ω or cut by Γ , cf. (3) and Fig. 1, and Ω_h is the corresponding domain with boundary Γ_h . We inspire ourselves from the variational formulation (5), introduce the finite element space

$$V_h = \{v_h \in H^1(\Omega_h) : v_h|_T \in \mathbb{P}_1(T) \ \forall T \in \mathcal{T}_h\} \quad (8)$$

with \mathbb{P}_1 denoting the set of polynomials of degree ≤ 1 , and introduce the following discrete problem:
Find $u_h \in V_h$ such that

$$a_h(u_h, v_h) = \int_{\Omega_h} f v_h + \int_{\Gamma} g \frac{\partial v_h}{\partial n} + \frac{\gamma}{h} \int_{\Gamma} g v_h \quad \forall v_h \in V_h \quad (9)$$

where

$$a_h(u, v) = \int_{\Omega_h} \nabla u \cdot \nabla v - \int_{\Gamma_h} \frac{\partial u}{\partial n} v + \int_{\Gamma} u \frac{\partial v}{\partial n} + \frac{\gamma}{h} \int_{\Gamma} uv + \sigma h \sum_{E \in \mathcal{F}_{\Gamma}} \int_E \left[\frac{\partial u}{\partial n} \right] \left[\frac{\partial v}{\partial n} \right] \quad (10)$$

and γ, σ are some positive numbers properly chosen in a manner independent of h . The last term in (10) is the ghost penalty [2]. It is crucial to assure the coerciveness of a_h . The notations here are as follows: $[\cdot]$ stands for the jump over an internal facet of mesh \mathcal{T}_h and

$$\mathcal{F}_{\Gamma} = \{E \text{ (an internal facet of } \mathcal{T}_h) \text{ such that } \exists T \in \mathcal{T}_h : T \cap \Gamma \neq \emptyset \text{ and } E \in \partial T\}$$

The ghost penalty is thus a properly scaled sum of the jumps of the normal derivatives over all the internal facets of the mesh either cut by Γ themselves or owned by a mesh element cut by Γ .

2.2. Robin boundary conditions

We turn now to Problem (2). We inspire ourselves with the variational formulation (7) and introduce (along with V_h as above) the auxiliary finite element space

$$Z_h = \{z_h \in H^1(\Omega_h^{\Gamma})^d : z_h|_T \in \mathbb{P}_1(T)^d \ \forall T \in \mathcal{T}_h^{\Gamma}\}$$

Here \mathcal{T}_h^{Γ} represents the cut elements of the mesh and Ω_h^{Γ} the corresponding subdomain of Ω_h :

$$\mathcal{T}_h^{\Gamma} = \{T \in \mathcal{T}_h : T \cap \Gamma = \emptyset\} \text{ and } \Omega_h^{\Gamma} = (\cup_{T \in \mathcal{T}_h^{\Gamma}} T)^{\circ} \quad (11)$$

We shall also denote by Γ_h^i the internal boundary of Ω_h^{Γ} , i.e. the ensemble of the facets separating Ω_h^{Γ} from the mesh elements inside Ω , so that $\partial\Omega_h^{\Gamma} = \Gamma_h \cup \Gamma_h^i$.

Our finite element problem is: Find $u_h \in V_h, y_h \in Z_h$ such that

$$a_h^R(u_h, y_h; v_h, z_h) = \int_{\Omega_h} f v_h + \int_{\Gamma} g v_h + \gamma_{div} \int_{\Omega_h^{\Gamma}} f \operatorname{div} z_h \quad \forall (v_h, z_h) \in V_h \times Z_h \quad (12)$$

where

$$\begin{aligned} a_h^R(u, y; v, z) = & \int_{\Omega_h} \nabla u \cdot \nabla v + \int_{\Gamma_h} y \cdot nv - \int_{\Gamma} y \cdot nv + \int_{\Gamma} \rho uv + \gamma_{div} \int_{\Omega_h^{\Gamma}} \operatorname{div} y \operatorname{div} z \\ & + \gamma_1 \int_{\Omega_h^{\Gamma}} (y + \nabla u) \cdot (z + \nabla v) + \sigma h \int_{\Gamma_h^i} \left[\frac{\partial u}{\partial n} \right] \left[\frac{\partial v}{\partial n} \right] \end{aligned} \quad (13)$$

with some positive numbers γ_{div}, γ_1 and σ properly chosen in a manner independent of h . In addition to the variational formulation (7), we have introduced here

- a grad-div stabilization (the terms multiplied by γ_{div}) in the vein of [9], which is consistent with the governing equations since $y = -\nabla u$ and thus $\operatorname{div} y = -\Delta u = f$ on Ω_h^{Γ} ;

- a reduced ghost stabilization (the term multiplied by σh in (13). Contrary to the Dirichlet case (10), it is sufficient to penalize the normal derivative jumps only on the facets separating the cut elements from the uncut ones.

Remark 2.1. The constant function $u = 1$ accompanied by $y = 0$ is well in the kernel of a_h^R if $\rho = 0$ reflecting the fact that the solution is not unique on both continuous and discrete levels in the case of Neumann boundary conditions. To treat properly the special case $\rho = 0$ we should change the definition of V_h by imposing $\int_{\Omega} v_h = 0$. In order to keep the exposition brief, we shall mostly suppose from now on $\rho > 0$ and outline necessary modifications for $\rho = 0$ in the remarks.

3. The theoretical error analysis.

3.1. Geometrical assumptions and technical lemmas.

The theoretical analysis of the methods presented above will be done under the following assumptions on the boundary Γ and on the subdomain Ω_h^Γ covered by the cut mesh elements, as defined in (11). Both these assumptions are typically satisfied if the mesh is sufficiently refined with respect to Γ .

Assumption 1. The subdomain Ω_h^Γ can be covered by open sets O_k , $k = 1, \dots, K$ and one can introduce on every O_k local coordinates ξ_1, ξ_2 in the 2D case, $d = 2$ (resp. ξ_1, ξ_2, ξ_3 if $d = 3$) such that

- $\Gamma \cap O_k$ is given by $\xi_d = 0$ and $\Omega \cap O_k$ by $\xi_d < 0$;
- $\Omega_h^\Gamma \cap O_k$ is given by $-a(\xi_1, \xi_2) < \xi_d < b(\xi_1, \xi_2)$ with some continuous non-negative functions a and b ;
- $b(\xi_1, \xi_2) + a(\xi_1, \xi_2) \leq C_1 h$ with some $C_1 > 0$;
- all the partial derivatives $\partial \xi_i / \partial x_j$ and $\partial x_i / \partial \xi_j$ are bounded by some $C_2 > 0$.

Moreover, each point of Ω_h^Γ is covered by at most N_{int} sets O_k .

Assumption 2. The boundary Γ can be covered by element patches $\{\Pi_k\}_{k=1, \dots, N_\Pi}$ having the following properties:

- Each patch Π_k is a connected set;
- Each Π_k is composed of a mesh element T_k lying inside Ω and some mesh elements cut by Γ , more precisely $\Pi_k = T_k \cup \Pi_k^\Gamma$ where $T_k \in \mathcal{T}_h$, $T_k \subset \Omega$, $\Pi_k^\Gamma \subset \mathcal{T}_h^\Gamma$, and Π_k^Γ contains at most M mesh elements;
- $\mathcal{T}_h^\Gamma = \bigcup_{k=1}^{N_\Pi} \Pi_k^\Gamma$;
- Π_k and Π_l are disjoint if $k \neq l$.

In what follows, we suppose both assumptions above to hold true and use the notation C for positive constants (which can change from one instance to another) that depend only on C_1, C_2, N_{int}, M from the assumptions above and on the mesh regularity. We also recall that mesh \mathcal{T}_h is supposed quasi-uniform.

Assumption 1 is quite standard and essentially tells us that the boundary Γ is smooth and not too wiggly on the length scale h , so that one can be sure that the band of cut mesh elements is of width $\sim h$. Assumption 2 is slightly more technical. Let us explain the construction of element patches evoked there, cf. Fig. 2. Each patch Π_k is assigned to a facet $E_k \subset \Gamma_h^i$ separating the cut elements from the interior ones. To form the patch Π_k , one takes a mesh element T_k lying inside Ω and attached to E_k . One then picks up several cut elements touching E_k to form Π_k^Γ and set $\Pi_k = T_k \cup \Pi_k^\Gamma$. If, again, the boundary Γ is not too wiggly with respect to the mesh \mathcal{T}_h , one can partition the cut elements between the patches Π_k so that each patch contains a small number of elements (typically from 2 to 4 in 2D, and slightly more in 3D).

We begin with two technical lemmas. The first one is in the vein of Poincaré inequalities taking into account the assumption that Ω_h^Γ is a strip of width $\sim h$ around Γ .

Lemma 3.1. For all $v \in H^1(\Omega_h^\Gamma)$,

$$\|v\|_{0, \Omega_h^\Gamma} \leq C \left(\sqrt{h} \|v\|_{0, \Gamma} + h \|v\|_{1, \Omega_h^\Gamma} \right) \quad (14)$$

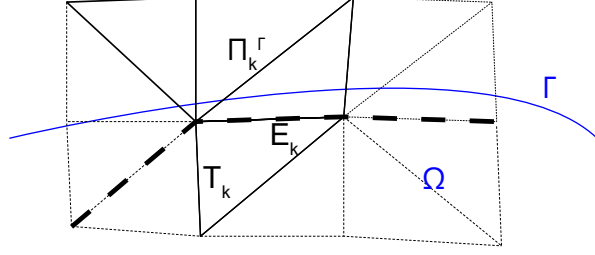


Figure 2: Illustration of the construction of an element patch Π_k : a portion of a triangular mesh \mathcal{T}_h with the facets composing Π_k represented by solid lines, the facets separating the cut triangles from the interior ones (Γ_h^i) represented by thick dashed lines, and the remaining facets in thin dashed lines. The patch Π_k is composed of the interior element $T_k \subset \Omega$ attached to a facet $E_k \subset \Gamma_h^i$ and several triangles cut by Γ (the remaining part of Π_k denoted by Π_k^Γ).

Proof. Consider the 2D case ($d = 2$). Recalling Assumption 1, we can pass to the local coordinates ξ_1, ξ_2 on every set O_k assuming that ξ_1 varies between 0 and L , and to use the bounds on ξ_2 and on the mapping $(x_1, x_2) \mapsto (\xi_1, \xi_2)$ to write

$$\begin{aligned} \|v\|_{0, \Omega_h^\Gamma(\xi_1) \cap O_k}^2 &\leq C \int_0^L \int_{-a(\xi_1)}^{b(\xi_1)} v^2(\xi_1, \xi_2) d\xi_2 d\xi_1 = C \int_0^L \int_{-a(\xi_1)}^{b(\xi_1)} \left(v(\xi_1, 0) + \int_0^{\xi_2} \frac{\partial v}{\partial \xi_2}(\xi_1, t) dt \right)^2 d\xi_2 d\xi_1 \\ &\leq C \int_0^L \int_{-a(\xi_1)}^{b(\xi_1)} \left(v^2(\xi_1, 0) + \left(\int_0^{\xi_2} \frac{\partial v}{\partial \xi_2}(\xi_1, t) dt \right)^2 \right) d\xi_2 d\xi_1 \\ &\leq C \int_0^L \left(h v^2(\xi_1, 0) + h^2 \int_{-a(\xi_1)}^{b(\xi_1)} \left| \frac{\partial v}{\partial \xi_2}(\xi_1, t) \right|^2 dt \right) d\xi_1 \\ &\leq Ch \|v\|_{0, \Gamma \cap O_k}^2 + Ch^2 \|\nabla v\|_{0, \Omega_h^\Gamma \cap O_k}^2 \end{aligned}$$

Summing over all neighborhoods O_k gives (14). The proof in the 3D case is the same up to the change of notations. \square

Corollary 3.2. For all $v \in H^1(\Omega_h^\Gamma)$,

$$\|v\|_{0, \Omega_h} \leq C (\|v\|_{1, \Omega_h} + \|v\|_{0, \Gamma})$$

Proof. We start by a Poincaré-like inequality (easily proved via Petree-Tartar lemma)

$$\|v\|_{0, \Omega} \leq C (\|v\|_{1, \Omega} + \|v\|_{0, \Gamma})$$

We now combine it with Lemma 3.1

$$\|v\|_{0, \Omega_h} \leq \|v\|_{0, \Omega} + \|v\|_{0, \Omega_h^\Gamma} \leq C (\|v\|_{1, \Omega} + h \|v\|_{1, \Omega_h^\Gamma} + (1 + \sqrt{h}) \|v\|_{0, \Gamma})$$

and conclude noting that $h \leq \text{diam}(\Omega)$. \square

Lemma 3.3. For all $v \in H^2(\Omega_h^\Gamma)$,

$$\|v\|_{0, \Gamma_h} \leq C (\|v\|_{0, \Gamma} + h \|\nabla v\|_{0, \Gamma} + h^{3/2} \|v\|_{2, \Omega_h^\Gamma}) \quad (15)$$

Proof. As in the proof of Lemma 3.1, we only consider the 2D case. Using again Assumption 1, we can represent $v|_{\Gamma_h}$

inside every O_k by a Taylor expansion with the integral remainder

$$\begin{aligned} \|v\|_{0,\Gamma_h \cap O_k}^2 &\leq C \int_0^L v^2(\xi_1, b(\xi_1)) d\xi_1 = C \int_0^L \left(v(\xi_1, 0) + b(\xi_1) \frac{\partial v}{\partial \xi_2}(\xi_1, 0) + \int_0^{b(\xi_1)} \frac{\partial^2 v}{\partial \xi_2^2}(\xi_1, t) (b(\xi_1) - t) dt \right)^2 d\xi_1 \\ &\leq C \int_0^L \left(v^2(\xi_1, 0) + h^2 \frac{\partial v}{\partial \xi_2}(\xi_1, 0)^2 + h^3 \left| \int_0^{b(\xi_1)} \frac{\partial^2 v}{\partial \xi_2^2}(\xi_1, t)^2 dt \right| \right) d\xi_1 \\ &\leq C(\|v\|_{0,\Gamma \cap O_k}^2 + h^2 \|\nabla v\|_{0,\Gamma \cap O_k}^2 + h^3 \|v\|_{2,\Omega_h^\Gamma \cap O_k}^2) \end{aligned}$$

Summing this over all O_k gives (15). \square

Lemma 3.4. For all $v \in H^1(\Omega_h^\Gamma)$,

$$\sum_{E \in \mathcal{F}_\Gamma} \|v\|_{0,E}^2 \leq C(\|v\|_{0,\Gamma}^2 + h|v|_{1,\Omega_h^\Gamma}^2). \quad (16)$$

and

$$\|v\|_{0,\Gamma_h}^2 \leq C(\|v\|_{0,\Gamma}^2 + h|v|_{1,\Omega_h^\Gamma}^2). \quad (17)$$

Proof. Let E be a mesh facet belonging to a mesh element $T \in \mathcal{T}_h$. Recall the well-known trace inequality

$$\|v\|_{0,E}^2 \leq C \left(\frac{1}{h} \|v\|_{0,T}^2 + h|v|_{1,T}^2 \right)$$

Summing this over all $E \in \mathcal{F}_\Gamma$ gives

$$\sum_{E \in \mathcal{F}_\Gamma} \|v_h\|_{0,E}^2 \leq C \left(\frac{1}{h} \|v\|_{0,\Omega_h^\Gamma}^2 + h|v|_{1,\Omega_h^\Gamma}^2 \right)$$

leading, in combination with (14), to (16). The proof of (17) is similar: it suffices to take the sum over the facets composing Γ_h . \square

3.2. Dirichlet boundary conditions: coerciveness of a_h .

We turn to the study of method (9)–(10) for the problem with Dirichlet boundary conditions. Our first goal is to prove the coerciveness of the bilinear form a_h uniformly in h . The proof of this result, cf. Lemma 3.6, will be based on the following

Lemma 3.5. For any $\beta > 0$ one can choose $0 < \alpha < 1$ depending only on the mesh regularity and on parameter M from Assumption 2 such that

$$|v_h|_{1,\Omega_h^\Gamma}^2 \leq \alpha |v_h|_{1,\Omega_h}^2 + \beta h \sum_{E \in \mathcal{F}_\Gamma} \left\| \left[\frac{\partial v_h}{\partial n} \right] \right\|_{0,E}^2 \quad (18)$$

for all $v_h \in V_h$.

Proof. Choose any $\beta > 0$, consider the decomposition of Ω_h^Γ in element patches $\{\Pi_k\}$ as in Assumption 2, cf. also Fig. 2. Introduce

$$\alpha := \max_{\Pi_k, v_h \neq 0} \frac{|v_h|_{1,\Pi_k}^2 - \beta h \sum_{E \in \mathcal{F}_k} \left\| \left[\frac{\partial v_h}{\partial n} \right] \right\|_{0,E}^2}{|v_h|_{1,\Pi_k}^2}$$

where the maximum is taken over all the possible configurations of a patch Π_k allowed by the mesh regularity and over all the piecewise linear functions on Π_k . The subset $\mathcal{F}_k \subset \mathcal{F}_\Gamma$ gathers the facets internal to Π_k . Note that the quantity under the max sign in (3.2) is invariant under the scaling transformation $x \mapsto hx$ and is homogeneous with respect to v_h . Recall also that the patch Π_k contains at most M elements. Thus, the maximum is indeed attained since it is taken over a bounded set in a finite dimensional space (one can restrict the maximization to patches of diameter of order 1, since the quantity to maximize is invariant under rescaling).

Clearly, $\alpha \leq 1$. Supposing $\alpha = 1$ would lead to a contradiction. Indeed, if $\alpha = 1$ then we can take Π_k, v_h yielding this maximum and suppose without loss of generality $|v_h|_{1,\Pi_k} = 1$. We observe then

$$|v_h|_{1,T_k}^2 + \beta h \sum_{E \in \mathcal{F}_k} \left\| \left[\frac{\partial v_h}{\partial n} \right] \right\|_{0,E}^2 = 0$$

since $|v_h|_{1,\Pi_k}^2 = |v_h|_{1,T_k}^2 + |v_h|_{1,\Pi_k^\Gamma}^2$. This implies $\nabla v_h = 0$ on T_k and $[\frac{\partial v_h}{\partial n}] = 0$ on all $E \in \mathcal{F}_k$, thus $\nabla v_h = 0$ on Π_k , which contradicts $|v_h|_{1,\Pi_k} = 1$.

This proves $\alpha < 1$. We have thus

$$|v_h|_{1,\Pi_k^\Gamma}^2 \leq \alpha |v_h|_{1,\Pi_k}^2 + \beta h \sum_{E \in \mathcal{F}_k} \left\| \left[\frac{\partial v_h}{\partial n} \right] \right\|_{0,E}^2$$

for all $v_h \in V_h$ and all the admissible patches Π_k . Summing this over $\Pi_k, k = 1, \dots, N_\Pi$ yields (18). \square

Lemma 3.6. *Provided σ is sufficiently big, there exists an h -independent constant $c > 0$ such that*

$$a(v_h, v_h) \geq c \|v_h\|_h^2 \quad \text{with} \quad \|v\|_h^2 = |v|_{1,\Omega_h}^2 + \frac{1}{h} \|v\|_{0,\Gamma}^2$$

for all $v_h \in V_h$.

Proof. Let $v_h \in V_h$ and B_h be the strip between Γ and Γ_h , i.e. $B_h = \Omega \setminus \Omega_h$ and $\partial B_h = \Gamma \cup \Gamma_h$. Recall that we assume the normal n to look outward from Ω_h (resp. Ω) on Γ_h (resp. Γ). The outward looking normal on ∂B_h coincides with n on Γ_h and with $-n$ on Γ . We have thus

$$\begin{aligned} \int_{\Gamma_h} \frac{\partial v_h}{\partial n} v_h - \int_{\Gamma} \frac{\partial v_h}{\partial n} v_h &= \int_{\partial B_h} \frac{\partial v_h}{\partial n} v_h = \sum_{T \in \mathcal{T}_h^\Gamma} \int_{\partial B_h \cap T} \frac{\partial v_h}{\partial n} v_h \\ &\quad (\text{using } \partial T = (\partial B_h \cap T) \cup (B_h \cap \partial T) \text{ and } \Delta v_h = 0 \text{ on } T) \\ &= \sum_{T \in \mathcal{T}_h^\Gamma} \left[\int_T |\nabla v_h|^2 - \int_{B_h \cap \partial T} \frac{\partial v_h}{\partial n} v_h \right] = \int_{B_h} |\nabla v_h|^2 - \sum_{F \in \mathcal{F}_\Gamma} \int_{F \cap B_h} v_h \left[\frac{\partial v_h}{\partial n} \right] \end{aligned} \quad (19)$$

Substituting this into the definition (10) of a_h yields

$$a_h(v_h, v_h) = \int_{\Omega_h} |\nabla v_h|^2 - \int_{B_h} |\nabla v_h|^2 + \sum_{F \in \mathcal{F}_\Gamma} \int_{F \cap B_h} v_h \left[\frac{\partial v_h}{\partial n} \right] + \frac{\gamma}{h} \int_{\Gamma} v_h^2 + \sigma h \sum_{E \in \mathcal{F}_\Gamma} \int_E \left[\frac{\partial v_h}{\partial n} \right]^2$$

Noting that $B_h \subset \Omega_h^\Gamma$ we can use (18) combined with the Young inequality (for any $\varepsilon > 0$) and (16) to write

$$\begin{aligned} a(v_h, v_h) &\geq (1 - \alpha) |v_h|_{1,\Omega_h}^2 + \left(\sigma - \beta - \frac{1}{2\varepsilon} \right) h \sum_{E \in \mathcal{F}_\Gamma} \left\| \left[\frac{\partial v_h}{\partial n} \right] \right\|_{0,E}^2 - \frac{\varepsilon}{2h} \sum_{E \in \mathcal{F}_\Gamma} |v_h|_{0,E}^2 + \frac{\gamma}{h} |v_h|_{0,\Gamma}^2 \\ &\geq \left(1 - \alpha - \frac{\varepsilon C}{2} \right) |v_h|_{1,\Omega_h}^2 + \left(\sigma - \beta - \frac{1}{2\varepsilon} \right) h \sum_{E \in \mathcal{F}_\Gamma} \left\| \left[\frac{\partial v_h}{\partial n} \right] \right\|_{0,E}^2 + \frac{\gamma - \varepsilon C/2}{h} |v_h|_{0,\Gamma}^2 \end{aligned}$$

Taking ε sufficiently small and σ sufficiently big this bounds $a(v_h, v_h)$ from below by $c \|v_h\|_h^2$ as claimed. \square

3.3. Dirichlet boundary conditions: the error estimates.

We can now establish an optimal H^1 error estimate for the method (9)–(10) using the coerciveness of a_h provided by Lemma 3.6. An L^2 error estimate will follow in Theorem 3.8.

Theorem 3.7. Suppose $f \in H^1(\Omega_h)$, $g \in H^{5/2}(\Gamma)$ and let $u \in H^3(\Omega)$ be the solution to (1), $u_h \in V_h$ be the solution to (9)–(10). Provided σ is sufficiently big, there exists an h -independent constant $C > 0$ such that

$$|u - u_h|_{1,\Omega} + \frac{1}{\sqrt{h}} \|u - u_h\|_{0,\Gamma} \leq Ch(\|f\|_{1,\Omega_h} + \|g\|_{5/2,\Gamma}). \quad (20)$$

Proof. Under the Theorem's assumptions, the solution to (1) is indeed in $H^3(\Omega)$ and it can be extended to a function $\tilde{u} \in H^3(\Omega_h)$ such that $\tilde{u} = u$ on Ω and $\|\tilde{u}\|_{3,\Omega_h} \leq C(\|f\|_{1,\Omega} + \|g\|_{5/2,\Gamma})$, cf. [1]. Clearly, \tilde{u} satisfies

$$a_h(\tilde{u}, v_h) = (\tilde{f}, v_h)_{L^2(\Omega_h)} + \int_{\Gamma} g \frac{\partial v_h}{\partial n} + \frac{\gamma}{h} \int_{\Gamma} g v_h \quad \forall v_h \in V_h$$

with $\tilde{f} := -\Delta \tilde{u}$. It entails a Galerkin orthogonality relation

$$a_h(\tilde{u} - u_h, v_h) = \int_{\Omega_h} (\tilde{f} - f) v_h, \quad \forall v_h \in V_h \quad (21)$$

We have then using the standard nodal interpolation $I_h : C(\bar{\Omega}_h) \rightarrow V_h$ and recalling Lemma 3.6

$$\frac{1}{c} \|u_h - I_h \tilde{u}\|_h \leq \sup_{v_h \in V_h} \frac{a_h(u_h - I_h \tilde{u}, v_h)}{\|v_h\|_h} = \sup_{v_h \in V_h} \frac{a_h(e_u, v_h) + (f - \tilde{f}, v_h)_{L^2(\Omega_h)}}{\|v_h\|_h}$$

with $e_u = \tilde{u} - I_h \tilde{u}$. Using the definition (10) of a_h , we can now bound term by term

$$\begin{aligned} a_h(e_u, v_h) &\leq |e_u|_{1,\Omega_h} |v_h|_{1,\Omega_h} + \left\| \frac{\partial e_u}{\partial n} \right\|_{0,\Gamma_h} \|v_h\|_{0,\Gamma_h} + \|e_u\|_{0,\Gamma} \left\| \frac{\partial v_h}{\partial n} \right\|_{0,\Gamma} + \frac{\gamma}{h} \|e_u\|_{0,\Gamma} \|v_h\|_{0,\Gamma} \\ &\quad + \sigma h \sum_{E \in \mathcal{F}_T} \left\| \left[\frac{\partial e_u}{\partial n} \right] \right\|_{0,E} \left\| \left[\frac{\partial v_h}{\partial n} \right] \right\|_{0,E} \\ &\leq C \left(|e_u|_{1,\Omega_h}^2 + h \left\| \frac{\partial e_u}{\partial n} \right\|_{0,\Gamma_h}^2 + \frac{1}{h} \|e_u\|_{0,\Gamma}^2 + h \sum_{E \in \mathcal{F}_T} \left\| \left[\frac{\partial e_u}{\partial n} \right] \right\|_{0,E}^2 \right)^{\frac{1}{2}} \|v_h\|_h \end{aligned}$$

We have used here Lemma 3.4 to bound $h \sum_{E \in \mathcal{F}_T} \left\| \left[\frac{\partial v_h}{\partial n} \right] \right\|_{0,E}^2$ and $\|v_h\|_{0,\Gamma_h}$. This entails thanks to the usual interpolation estimates

$$a_h(e_u, v_h) \leq Ch|\tilde{u}|_{2,\Omega_h} \|v_h\|_h$$

Moreover,

$$(f - \tilde{f}, v_h)_{L^2(\Omega_h)} \leq \|f - \tilde{f}\|_{0,\Omega_h} \|v_h\|_{0,\Omega_h} \leq C \|f - \tilde{f}\|_{0,\Omega_h} \|v_h\|_h$$

thanks to Corollary 3.2. We conclude

$$\|u_h - I_h \tilde{u}\|_h \leq C(h|\tilde{u}|_{2,\Omega_h} + \|f - \tilde{f}\|_{0,\Omega_h})$$

We recall now that $f = \tilde{f}$ on Ω so that, thanks to Lemma 3.1,

$$\|f - \tilde{f}\|_{0,\Omega_h} = \|f - \tilde{f}\|_{0,\Omega_h^+} \leq Ch\|f - \tilde{f}\|_{1,\Omega_h} \leq Ch(\|f\|_{1,\Omega_h} + \|\tilde{u}\|_{3,\Omega_h}). \quad (22)$$

Combining the estimates above with the triangle inequality proves $\|u_h - \tilde{u}\|_h \leq Ch(\|f\|_{1,\Omega_h} + \|g\|_{5/2,\Gamma})$, as claimed. \square

Remark 3.1. The proof above does not rely on a solution to the non-standard boundary value problem (4) on Ω_h . We rather use the well defined solution u to problem (1) and extend it to Ω_h . The mismatch between Ω_h and Ω is then handled at the expense of a stronger than usual assumption on the right-hand side in (1): we need $u \in H^3$, $f \in H^1$ where as $u \in H^2$, $f \in L^2$ suffices for standard P_1 finite elements on a conforming mesh.

The following theorem gives an L^2 estimate for the error. It is sub-optimal, although the numerical experiments reveal the optimal convergence rate $O(h^2)$, similar to the state of the art in the study of the non-symmetric Nitsche method.

Theorem 3.8. *Under the assumptions of Theorem 3.7, there exists an h -independent constant $C > 0$ such that*

$$\|u - u_h\|_{0,\Omega} \leq Ch^{3/2} (\|f\|_{1,\Omega_h} + \|g\|_{5/2,\Gamma}). \quad (23)$$

Proof. Let us introduce $w : \Omega \rightarrow \mathbb{R}$ such that

$$-\Delta w = u - u_h \text{ in } \Omega, \quad w = 0 \text{ on } \Gamma. \quad (24)$$

By elliptic regularity, $\|w\|_{2,\Omega} \leq C\|u - u_h\|_{0,\Omega}$. Let \tilde{w} be an extension of w from Ω to Ω_h preserving the H^2 norm estimate. Applying Lemma 3.1 to \tilde{w} and to $\nabla \tilde{w}$ yields

$$\|\tilde{w}\|_{0,\Omega_h^\Gamma} \leq Ch\|u - u_h\|_{0,\Omega} \quad \text{and} \quad \|\tilde{w}\|_{1,\Omega_h^\Gamma} \leq C\sqrt{h}\|u - u_h\|_{0,\Omega}$$

Similarly, applying Lemma 3.3 to \tilde{w} yields

$$\|\tilde{w}\|_{0,\Gamma_h} \leq Ch\|u - u_h\|_{0,\Omega}$$

Taking $w_h = I_h \tilde{w}$, we can summarize the bounds above together with the interpolation estimates as

$$|\tilde{w} - w_h|_{1,\Omega_h} + \sqrt{h} \left\| \frac{\partial(\tilde{w} - w_h)}{\partial n} \right\|_{0,\Gamma \cup \Gamma_h} + \frac{1}{\sqrt{h}} \|\tilde{w} - w_h\|_{0,\Gamma \cup \Gamma_h} + \sqrt{h} \|\tilde{w}\|_{1,\Omega_h^\Gamma} + \|\tilde{w}\|_{0,\Gamma_h} + \|w_h\|_{0,\Omega_h^\Gamma} \leq Ch\|u - u_h\|_{0,\Omega} \quad (25)$$

Using Galerkin orthogonality (21) and estimates (25) we arrive at (recall $B_h = \Omega \setminus \Omega_h$)

$$\begin{aligned} \|u - u_h\|_{0,\Omega}^2 &= \int_{\Omega} \nabla(u - u_h) \cdot \nabla w - \int_{\Gamma} (u - u_h) \frac{\partial w}{\partial n} \\ &= a_h(\tilde{u} - u_h, \tilde{w} - w_h) + \int_{\Gamma_h} \frac{\partial(\tilde{u} - u_h)}{\partial n} \tilde{w} - 2 \int_{\Gamma} (u - u_h) \frac{\partial w}{\partial n} - \int_{B_h} \nabla(\tilde{u} - u_h) \cdot \nabla \tilde{w} + \int_{B_h} (\tilde{f} - f) w_h \\ &\leq C \left(\|\tilde{u} - u_h\|_h + \left\| \frac{\partial(\tilde{u} - u_h)}{\partial n} \right\|_{0,\Gamma_h} + \frac{1}{h} \|u - u_h\|_{0,\Gamma} + \frac{1}{\sqrt{h}} |\tilde{u} - u_h|_{1,\Omega_h^\Gamma} + \|\tilde{f} - f\|_{0,\Omega_h^\Gamma} \right) h \|u - u_h\|_{0,\Omega} \end{aligned}$$

which gives the announced error estimate in $L^2(\Omega)$ norm thanks to the error estimates in the triple norm $\|\cdot\|$ and the bound on $\|\tilde{f} - f\|_{0,\Omega_h^\Gamma}$ already established in the proof of Theorem 3.7. \square

3.4. Robin boundary conditions: coerciveness of a_h^R .

We turn to the study of method (12)–(13) for the problem with Robin boundary conditions (assuming $\rho > 0$, cf. Remark 2.1). Our first goal is to prove the coerciveness of the bilinear form a_h^R uniformly in h . To this end, we note that a_h^R can be rewritten using the divergence Theorem as

$$\begin{aligned} a_h^R(u, y; v, z) &= \int_{\Omega_h} \nabla u \cdot \nabla v + \int_{B_h} (v \operatorname{div} y + y \cdot \nabla v) + \int_{\Gamma} \rho uv + \gamma_{\operatorname{div}} \int_{\Omega_h^\Gamma} \operatorname{div} y \operatorname{div} z \\ &\quad + \gamma_1 \int_{\Omega_h^\Gamma} (y + \nabla u) \cdot (z + \nabla v) + \sigma h \int_{\Gamma_h^i} \left[\frac{\partial u}{\partial n} \right] \left[\frac{\partial v}{\partial n} \right] \end{aligned} \quad (26)$$

provided y and v are of regularity H^1 . We have denoted here again $B_h = \Omega \setminus \Omega_h$. The following lemma will allow us to control $\int_{B_h} y \cdot \nabla v$ while the other term $\int_{B_h} v \operatorname{div} y$ can be controlled thanks to the grad-div stabilization.

Lemma 3.9. *For any $\beta > 0$, there exist $0 < \alpha < 1$ and $\delta > 0$ depending only on the mesh regularity and on parameter M in Assumption 2 such that*

$$\left| \int_{B_h} z_h \cdot \nabla v_h \right| \leq \alpha |v_h|_{1,\Omega_h}^2 + \delta \|z_h + \nabla v_h\|_{0,\Omega_h^\Gamma}^2 + \beta h \left\| \left[\frac{\partial v_h}{\partial n} \right] \right\|_{0,\Gamma_h^i}^2 \quad (27)$$

for all $v_h \in V_h, z_h \in Z_h$.

Proof. The boundary Γ can be covered by element patches $\{\Pi_k\}_{k=1,\dots,N_\Pi}$ as in Assumption 2. Choose any $\beta > 0$ and consider

$$\alpha := \max_{\Pi_k, z_h, v_h \neq 0} \frac{\|z_h\|_{0,\Pi_k^\Gamma} \|v_h\|_{1,\Pi_k^\Gamma} - \beta \|z_h + \nabla v_h\|_{0,\Pi_k^\Gamma}^2 - \beta h \left\| \left[\frac{\partial v_h}{\partial n} \right] \right\|_{0,\partial T_k \cap \partial \Pi_k^\Gamma}^2}{\frac{1}{2} \|z_h\|_{0,\Pi_k^\Gamma}^2 + \frac{1}{2} \|v_h\|_{1,\Pi_k}^2} \quad (28)$$

where the maximum is taken over all the possible configurations of a patch Π_k allowed by the mesh regularity and over all the piecewise linear functions v_h and z_h on Π_k . Note that the quantity under the max sign in (28) is invariant under the scaling transformation $x \mapsto hx$, $z_h \mapsto \frac{1}{h} z_h$, $v_h \mapsto v_h$ and is homogeneous with respect to v_h , z_h . Thus, the maximum is indeed attained since it is taken over a bounded set in a finite dimensional space.

Clearly, $\alpha \leq 1$. Supposing $\alpha = 1$ would lead to a contradiction. Indeed, if $\alpha = 1$, we can then take Π_k , v_h , z_h yielding this maximum (in particular, $|v_h|_{1,\Pi_k}^2 + \|z_h\|_{0,\Pi_k^\Gamma}^2 > 0$). We observe then

$$\frac{1}{2} |v_h|_{1,\Pi_k}^2 + \|z_h\|_{0,\Pi_k^\Gamma} \|v_h\|_{1,\Pi_k^\Gamma} + \frac{1}{2} \|z_h\|_{0,\Pi_k^\Gamma}^2 + \beta \|z_h + \nabla v_h\|_{0,\Pi_k^\Gamma}^2 + \beta h \left\| \left[\frac{\partial v_h}{\partial n} \right] \right\|_{0,\partial T_k \cap \partial \Pi_k^\Gamma}^2 = 0$$

and consequently (recall $|v_h|_{1,\Pi_k}^2 = |v_h|_{1,T_k}^2 + |v_h|_{1,\Pi_k^\Gamma}^2$)

$$\frac{1}{2} |v_h|_{1,T_k}^2 + \beta \|z_h + \nabla v_h\|_{0,\Pi_k^\Gamma}^2 + \beta h \left\| \left[\frac{\partial v_h}{\partial n} \right] \right\|_{0,\partial T_k \cap \partial \Pi_k^\Gamma}^2 = 0 \quad (29)$$

This implies $\|z_h + \nabla v_h\|_{0,\Pi_k^\Gamma} = 0$, i.e. $\nabla v_h = -z_h$ on Π_k^Γ . Since ∇v_h is piecewise constant and z_h is continuous, it means that $\nabla v_h = -z_h = \text{const}$ on Π_k^Γ . We also have $\left\| \left[\frac{\partial v_h}{\partial n} \right] \right\|_{0,\partial T_k \cap \partial \Pi_k^\Gamma} = 0$, which implies $\nabla v_h = \text{const}$ on the whole Π_k . Since, by (29), $\nabla v_h = 0$ on T_k , we have finally $\nabla v_h = 0$ on Π_k and $z_h = 0$ on Π_k^Γ , which is in contradiction with $|v_h|_{1,\Pi_k}^2 + \|z_h\|_{0,\Pi_k^\Gamma}^2 > 0$.

Thus $\alpha < 1$ and

$$\|z_h\|_{0,\Pi_k^\Gamma} \|v_h\|_{1,\Pi_k^\Gamma} \leq \frac{\alpha}{2} \|z_h\|_{0,\Pi_k^\Gamma}^2 + \frac{\alpha}{2} |v_h|_{1,\Pi_k}^2 + \beta \|z_h + \nabla v_h\|_{0,\Pi_k^\Gamma}^2 + \beta h \left\| \left[\frac{\partial v_h}{\partial n} \right] \right\|_{0,\partial T_k \cap \partial \Pi_k^\Gamma}^2$$

for all v_h, z_h and all admissible patches Π_k . We now observe

$$\begin{aligned} \left| \int_{B_h} z_h \cdot \nabla v_h \right| &\leq \sum_k \left| \int_{B_h \cap \Pi_k^\Gamma} z_h \cdot \nabla v_h \right| \leq \sum_k \|z_h\|_{0,\Pi_k^\Gamma} |v_h|_{1,\Pi_k^\Gamma} \\ &\leq \frac{\alpha}{2} \|z_h\|_{0,\Omega_h^\Gamma}^2 + \frac{\alpha}{2} |v_h|_{1,\Omega_h}^2 + \beta \|z_h + \nabla v_h\|_{0,\Omega_h^\Gamma}^2 + \beta h \left\| \left[\frac{\partial v_h}{\partial n} \right] \right\|_{0,\Gamma_h^\Gamma}^2 \\ &\leq \alpha \left(1 + \frac{\varepsilon}{2} \right) |v_h|_{1,\Omega_h}^2 + \left(\beta + \frac{\alpha}{2} + \frac{\alpha}{2\varepsilon} \right) \|z_h + \nabla v_h\|_{0,\Omega_h^\Gamma}^2 + \beta h \left\| \left[\frac{\partial v_h}{\partial n} \right] \right\|_{0,\Gamma_h^\Gamma}^2 \end{aligned}$$

for any $\varepsilon > 0$. We have used here the following estimate valid by Young inequality

$$\begin{aligned} \|z_h\|_{0,\Omega_h^\Gamma}^2 &\leq \|z_h + \nabla v_h\|_{0,\Omega_h^\Gamma}^2 + \|\nabla v_h\|_{0,\Omega_h^\Gamma}^2 - 2(z_h + \nabla v_h, \nabla v_h)_{0,\Omega_h^\Gamma} \\ &\leq \left(1 + \frac{1}{\varepsilon} \right) \|z_h + \nabla v_h\|_{0,\Omega_h^\Gamma}^2 + (1 + \varepsilon) \|\nabla v_h\|_{0,\Omega_h^\Gamma}^2 \end{aligned}$$

Taking ε sufficiently small, redefining α as $\alpha \left(1 + \frac{\varepsilon}{2} \right)$ and putting $\delta = \left(\beta + \frac{\alpha}{2} + \frac{\alpha}{2\varepsilon} \right)$ we obtain (27). \square

Lemma 3.10. *Provided $\rho > 0$ and γ_{div}, γ_1 are sufficiently big, there exists an h -independent constant $c > 0$ such that $\forall v_h \in V_h, z_h \in Z_h$*

$$a_h^R(v_h, z_h; v_h, z_h) \geq c \|v_h, z_h\|_h^2$$

with

$$\|v, z\|_h^2 = |v|_{1, \Omega_h}^2 + \rho \|v\|_{0, \Gamma}^2 + \|\operatorname{div} z\|_{0, \Omega_h^\Gamma}^2 + \|z + \nabla v\|_{0, \Omega_h^\Gamma}^2 + h \left\| \left[\frac{\partial v}{\partial n} \right] \right\|_{0, \Gamma_h^i}^2$$

Proof. Expression (26) for a_h^R implies for all $v_h \in V_h, z_h \in Z_h$

$$\begin{aligned} a_h^R(v_h, z_h; v_h, z_h) &= |v_h|_{1, \Omega_h}^2 + \rho \|v_h\|_{0, \Gamma}^2 + \int_{B_h} (v_h \operatorname{div} z_h + z_h \cdot \nabla v_h) \\ &\quad + \gamma_{div} \|\operatorname{div} z_h\|_{0, \Omega_h^\Gamma}^2 + \gamma_1 \|z_h + \nabla v_h\|_{0, \Omega_h^\Gamma}^2 + \sigma h \left\| \left[\frac{\partial v_h}{\partial n} \right] \right\|_{0, \Gamma_h^i}^2 \end{aligned}$$

A combination of (27) with the Young inequality (for any $\varepsilon > 0$) yields

$$\begin{aligned} a_h^R(v_h, z_h; v_h, z_h) &\geq (1 - \alpha) |v_h|_{1, \Omega_h}^2 + \rho \|v_h\|_{0, \Gamma}^2 - \frac{\varepsilon}{2} \|v_h\|_{0, \Omega_h^\Gamma}^2 \\ &\quad + \left(\gamma_{div} - \frac{1}{2\varepsilon} \right) \|\operatorname{div} z_h\|_{0, \Omega_h^\Gamma}^2 + (\gamma_1 - \delta) \|z_h + \nabla v_h\|_{0, \Omega_h^\Gamma}^2 + (\sigma - \beta) h \left\| \left[\frac{\partial v_h}{\partial n} \right] \right\|_{0, \Gamma_h^i}^2 \end{aligned}$$

Recall a Poincaré-type inequality (valid thanks to Petree-Tartar lemma)

$$\|v_h\|_{0, \Omega_h}^2 \leq C_p^2 (|v_h|_{1, \Omega_h}^2 + \|v_h\|_{0, \Gamma}^2) \quad (30)$$

This entails

$$\begin{aligned} a_h^R(v_h, z_h; v_h, z_h) &\geq \left(1 - \alpha - \frac{\varepsilon}{2} C_p^2 \right) |v_h|_{1, \Omega_h}^2 + \left(\rho - \frac{\varepsilon}{2} C_p^2 \right) \|v_h\|_{0, \Gamma}^2 + \left(\gamma_{div} - \frac{1}{2\varepsilon} \right) \|\operatorname{div} z_h\|_{0, \Omega_h^\Gamma}^2 \\ &\quad + (\gamma_1 - \delta) \|z_h + \nabla v_h\|_{0, \Omega_h^\Gamma}^2 + (\sigma - \beta) h \left\| \left[\frac{\partial v_h}{\partial n} \right] \right\|_{0, \Gamma_h^i}^2 \end{aligned}$$

Taking ε, β sufficiently small and γ_1, γ_{div} sufficiently big this bounds $a_h^R(v_h, z_h; v_h, z_h)$ from below by $c \|v_h, z_h\|_h^2$ as claimed. \square

Remark 3.2. *The coercivity constant c in the lemma above vanishes in the limit $\rho \rightarrow 0$. This lemma is thus not directly suitable for the study of Neumann boundary conditions, $\rho = 0$. We can easily prove though that the coercivity constant of a_h^R is robust with respect to ρ on the subspace $V_h^0 \times Z_h$ with*

$$V_h^0 = \{v_h \in V_h : \int_{\Omega} v_h = 0\} \quad (31)$$

Indeed, (30) can be replaced by $\|v_h\|_{0, \Omega_h} \leq C_p |v_h|_{1, \Omega_h}$ for $v_h \in V_h^0$ so that the term $\rho \|v_h\|_{0, \Gamma}^2$ is no longer perturbed in the final estimate of the proof.

3.5. Robin boundary conditions: error estimates.

We can now establish an optimal H^1 error estimate for the method (12)–(13) using the coerciveness of a_h^R provided by Lemma 3.10. An L^2 error estimate will follow in Theorem 3.12.

Theorem 3.11. Suppose $f \in H^1(\Omega_h)$, $g \in H^{3/2}(\Gamma)$ and let $u \in H^3(\Omega)$ be the solution to (2), $(u_h, y_h) \in V_h \times Z_h$ be the solution to (12). Provided $\rho > 0$ and $\gamma_{\text{div}}, \gamma_1$ are sufficiently big, there exists an h -independent constant $C > 0$ such that

$$\|u - u_h\|_{1,\Omega} + \sqrt{\rho}\|u - u_h\|_{0,\Gamma} \leq Ch(\|f\|_{1,\Omega_h} + \|g\|_{3/2,\Gamma}). \quad (32)$$

Proof. Under the Theorem's assumptions, the solution to (2) is indeed in $H^3(\Omega)$ and it can be extended to a function $\tilde{u} \in H^3(\Omega_h)$ such that $\tilde{u} = u$ on Ω and $\|\tilde{u}\|_{3,\Omega_h} \leq C(\|f\|_{1,\Omega} + \|g\|_{3/2,\Gamma})$. Introduce $y = -\nabla \tilde{u}$ on Ω_h^Γ . Clearly, \tilde{u}, y satisfy

$$a_h^R(\tilde{u}, y; v_h, z_h) = \int_{\Omega_h} \tilde{f} v_h + \int_{\Gamma} g v_h + \gamma_{\text{div}} \int_{\Omega_h^\Gamma} \tilde{f} \operatorname{div} z_h \quad \forall (v_h, z_h) \in V_h \times Z_h$$

with $\tilde{f} := -\Delta \tilde{u}$. It entails a Galerkin orthogonality relation

$$a_h^R(\tilde{u} - u_h, y - y_h; v_h, z_h) = \int_{\Omega_h} (\tilde{f} - f) v_h + \gamma_{\text{div}} \int_{\Omega_h} (\tilde{f} - f) \operatorname{div} z_h, \quad \forall (v_h, z_h) \in V_h \times Z_h \quad (33)$$

We have then using the standard nodal interpolation $I_h : C(\bar{\Omega}_h) \rightarrow V_h$ and recalling Lemma 3.10

$$\begin{aligned} \frac{1}{c} \|\tilde{u} - I_h \tilde{u}, y - I_h y\|_h &\leq \sup_{(v_h, z_h) \in V_h \times Z_h} \frac{a_h^R(u_h - I_h \tilde{u}, y_h - I_h y; v_h, z_h)}{\|v_h, z_h\|_h} \\ &= \sup_{(v_h, z_h) \in V_h \times Z_h} \frac{a_h^R(e_u, e_y; v_h, z_h) + (f - \tilde{f}, v_h)_{L^2(\Omega_h)} + \gamma_{\text{div}}(f - \tilde{f}, \operatorname{div} z_h)_{L^2(\Omega_h^\Gamma)}}{\|v_h, z_h\|_h} \end{aligned}$$

with $e_u = \tilde{u} - I_h \tilde{u}, e_y = y - I_h y$. Recalling (26), we can bound

$$\begin{aligned} a_h^R(e_u, e_y; v_h, z_h) &\leq |e_u|_{1,\Omega_h} |v_h|_{1,\Omega_h} + \|\operatorname{div} e_y\|_{0,B_h} \|v_h\|_{0,B_h} + \|e_y\|_{0,B_h} |v_h|_{1,B_h} + \rho \|e_u\|_{0,\Gamma} \|v_h\|_{0,\Gamma} \\ &\quad + \gamma_{\text{div}} \|\operatorname{div} e_y\|_{0,\Omega_h^\Gamma} \|\operatorname{div} z_h\|_{0,\Omega_h^\Gamma} + \gamma_1 \|e_y + \nabla e_u\|_{0,\Omega_h^\Gamma} \|z_h\|_{0,\Omega_h^\Gamma} + \sigma h \left\| \left[\frac{\partial e}{\partial n} \right] \right\|_{0,\Gamma_h^i} \left\| \left[\frac{\partial v_h}{\partial n} \right] \right\|_{0,\Gamma_h^i} \\ &\leq C \left(|e_u|_{1,\Omega_h}^2 + \|e_u\|_{0,\Gamma}^2 + |\operatorname{div} e_y|_{0,\Omega_h^\Gamma}^2 + \|e_y\|_{0,\Omega_h^\Gamma}^2 + h \left\| \left[\frac{\partial e_u}{\partial n} \right] \right\|_{0,\Gamma_h^i}^2 \right)^{\frac{1}{2}} \|v_h, z_h\|_h \end{aligned}$$

By the usual interpolation estimates this entails

$$a_h^R(e_u, e_y; v_h, z_h) \leq Ch(|\tilde{u}|_{2,\Omega_h} + |y|_{2,\Omega_h^\Gamma}) \|v_h, z_h\|_h \leq Ch|\tilde{u}|_{3,\Omega_h} \|v_h, z_h\|_h$$

since $y = -\nabla \tilde{u}$ on Ω_h^Γ . We now conclude as in the proof of Theorem 3.7. \square

Remark 3.3. The error estimate of the preceding theorem remains valid in the case $\rho = 0$ (Neumann boundary conditions) if one replaces V_h in (12) by its subspace V_h^0 given by (31). This follows from a modification of Lemma 3.10 suggested in Remark 3.2. The L^2 error estimate of the following theorem remains also true assuming that the exact solution satisfies $\int_{\Omega} u = 0$.

Theorem 3.12. Under the assumptions of Theorem 3.11, there exists an h -independent constant $C > 0$ such that

$$\|u - u_h\|_{0,\Omega} \leq Ch^{3/2}(\|f\|_{1,\Omega_h} + \|g\|_{3/2,\Gamma}). \quad (34)$$

Proof. Let us introduce $w : \Omega \rightarrow \mathbb{R}$ such that

$$-\Delta w = u - u_h \text{ in } \Omega, \quad \frac{\partial w}{\partial n} + \rho w = 0 \text{ on } \Gamma.$$

By elliptic regularity, $\|w\|_{2,\Omega} \leq C\|u - u_h\|_{0,\Omega}$. Let \tilde{w} be an extension of w from Ω to Ω_h preserving the H^2 norm estimate and set $w_h = I_h \tilde{w}$. Integration by parts and interpolation estimates yield

$$\begin{aligned} \|u - u_h\|_{0,\Omega}^2 &= \int_{\Omega} \nabla(u - u_h) \cdot \nabla(w - w_h) + \rho \int_{\Gamma} (u - u_h)(w - w_h) \\ &\quad + \int_{\Omega} \nabla(u - u_h) \cdot \nabla w_h + \rho \int_{\Gamma} (u - u_h)w_h \\ &\leq Ch(\|\tilde{u} - u_h\|_{1,\Omega_h}^2 + \rho\|u - u_h\|_{0,\Gamma}^2)^{1/2} \|\tilde{w}\|_{2,\Omega_h} + \left| \int_{\Omega} \nabla(u - u_h) \cdot \nabla w_h + \rho \int_{\Gamma} (u - u_h)w_h \right| \end{aligned}$$

We now rewrite the bilinear form (26) as

$$\begin{aligned} a_h^R(u, y; v, z) &= \int_{\Omega} \nabla u \cdot \nabla v + \rho \int_{\Gamma} uv + \int_{B_h} (v \operatorname{div} y + (y + \nabla u) \cdot \nabla v) + \gamma_{div} \int_{\Omega_h^r} \operatorname{div} y \operatorname{div} z \\ &\quad + \gamma_1 \int_{\Omega_h^r} (y + \nabla u) \cdot (z + \nabla v) + \sigma h \int_{\Gamma_h^i} \left[\frac{\partial u}{\partial n} \right] \cdot \left[\frac{\partial v}{\partial n} \right] \end{aligned}$$

so that the Galerkin orthogonality relation (33) with $v_h = w_h, z_h = 0$ becomes

$$\begin{aligned} &\int_{\Omega} \nabla(\tilde{u} - u_h) \cdot \nabla w_h + \rho \int_{\Gamma} (u - u_h)w_h + \int_{B_h} (\operatorname{div}(y - y_h)w_h + (y + \nabla \tilde{u} - y_h - \nabla u_h) \cdot \nabla w_h) \\ &\quad + \gamma_1 \int_{\Omega_h^r} (y + \nabla \tilde{u} - y_h - \nabla u_h) \cdot \nabla w_h + \sigma h \int_{\Gamma_h^i} \left[\frac{\partial(\tilde{u} - u_h)}{\partial n} \right] \cdot \left[\frac{\partial w_h}{\partial n} \right] \\ &= \int_{\Omega_h} (\tilde{f} - f)w_h \end{aligned}$$

Recalling the definition of the triple norm from Lemma 3.10, this leads to

$$\begin{aligned} \left| \int_{\Omega} \nabla(\tilde{u} - u_h) \cdot \nabla w_h + \rho \int_{\Gamma} (u - u_h)w_h \right| &\leq C\|\tilde{u} - I_h \tilde{u}, y - I_h y\|_h \left(\|w_h\|_{1,\Omega_h^r} + \sqrt{h} \left\| \left[\frac{\partial w_h}{\partial n} \right] \right\|_{0,\Gamma_h^i} \right) \\ &\quad + \|\tilde{f} - f\|_{0,\Omega_h^r} \|w_h\|_{0,\Omega_h^r} \end{aligned}$$

By Lemma 3.1 and interpolation estimates

$$\|w_h\|_{0,\Omega_h^r} \leq \|\tilde{w} - I_h \tilde{w}\|_{0,\Omega_h^r} + \|\tilde{w}\|_{0,\Omega_h^r} \leq Ch^2 \|\tilde{w}\|_{2,\Omega_h^r} + C \left(\sqrt{h} \|\tilde{w}\|_{0,\Gamma} + h \|\tilde{w}\|_{1,\Omega_h^r} \right) \leq C \sqrt{h} \|\tilde{w}\|_{2,\Omega_h}$$

and similarly

$$\|\nabla w_h\|_{0,\Omega_h^r} \leq \|\nabla(\tilde{w} - I_h \tilde{w})\|_{0,\Omega_h^r} + \|\nabla \tilde{w}\|_{0,\Omega_h^r} \leq Ch \|\tilde{w}\|_{2,\Omega_h^r} + C \left(\sqrt{h} \|\nabla \tilde{w}\|_{0,\Gamma} + h \|\nabla \tilde{w}\|_{1,\Omega_h^r} \right) \leq C \sqrt{h} \|\tilde{w}\|_{2,\Omega_h}$$

Combining all the estimates above we arrive at

$$\|u - u_h\|_{0,\Omega}^2 \leq C \sqrt{h} (\|\tilde{u} - I_h \tilde{u}, y - I_h y\|_h + \|\tilde{f} - f\|_{0,\Omega_h^r}) \|\tilde{w}\|_{2,\Omega_h^r}$$

We conclude recalling the bound on the triple norm of the error from the proof of Theorem 3.11, the estimate $\|f - \tilde{f}\|_{0,\Omega_h} \leq Ch(\|f\|_{1,\Omega_h} + \|\tilde{u}\|_{3,\Omega_h})$ from the proof of Theorem 3.7, and the regularity estimate $\|\tilde{w}\|_{2,\Omega_h^r} \leq C\|u - u_h\|_{0,\Omega}$. \square

4. Extension to P_k finite elements

The methods presented above can be easily extended to P_k finite elements giving optimal convergence of order h^k in the H^1 -norm, $k \geq 2$. We thus consider in this section the finite element space

$$V_h^{(k)} = \{v_h \in H^1(\Omega_h) : v_h|_T \in \mathbb{P}_k(T), \quad \forall T \in \mathcal{T}_h\} \quad (35)$$

with $\mathbb{P}_k(T)$ representing the polynomials of degree $\leq k$, propose some modifications to be introduced to the methods above, first for Dirichlet boundary conditions and then for Neumann-Robin ones, and outline the convergence proofs in both these cases.

4.1. Dirichlet boundary conditions

The method (9)–(10) is modified as follows:

Find $u_h \in V_h^{(k)}$ s.t.

$$a_h(u_h, v_h) = \int_{\Omega_h} f v_h + \int_{\Gamma} g \frac{\partial v_h}{\partial n} + \frac{\gamma}{h} \int_{\Gamma} g v_h - \sigma h^2 \sum_{T \in \mathcal{T}_h^{\Gamma}} \int_T f \Delta v_h, \quad \forall v_h \in V_h^{(k)}$$

with

$$\begin{aligned} a_h(u, v) = & \int_{\Omega_h} \nabla u \cdot \nabla v - \int_{\Gamma_h} \frac{\partial u}{\partial n} v + \int_{\Gamma} u \frac{\partial v}{\partial n} + \frac{\gamma}{h} \int_{\Gamma} uv \\ & + \sigma h^2 \sum_{T \in \mathcal{T}_h^{\Gamma}} \int_T (\Delta u)(\Delta v) + \sigma \sum_{E \in \mathcal{F}_{\Gamma}} \sum_{j=1}^k h^{2j-1} \int_E \left[\frac{\partial^j u}{\partial n^j} \right] \left[\frac{\partial^j v}{\partial n^j} \right] \end{aligned}$$

Note that the additional stabilization term with the product $(\Delta u)(\Delta v)$ is strongly consistent since $-\Delta u = f$. Also note that the ghost penalty term is extended to control the normal derivatives of all orders up to k , cf. [6].

Revisiting the theoretical analysis of Section 3 reveals the following:

- Lemma 3.5 remains valid thanks to the extended ghost penalty. Indeed, the only thing to recheck in its proof is the following implication: if $\nabla v_h = 0$ on T_k and all the norms of the jumps contained in ghost penalty vanish, then $\nabla v_h = 0$ on Π_k^{Γ} . This is true since the extended ghost penalty controls all the derivatives present in our finite element space.
- The first relation (19) in the proof of Lemma 3.6 now becomes

$$\int_{\Gamma_h} \frac{\partial v_h}{\partial n} v_h - \int_{\Gamma} \frac{\partial v_h}{\partial n} v_h = \dots = \int_{B_h} |\nabla v_h|^2 + \sum_{T \in \mathcal{T}_h^{\Gamma}} \int_{T \cap B_h} (\Delta v_h) v_h - \sum_{F \in \mathcal{F}_{\Gamma}} \int_{F \cap B_h} v_h \left[\frac{\partial v_h}{\partial n} \right]$$

since one can no longer assume $\Delta v_h = 0$ on T . The new term with Δv_h can be then controlled thanks to the additional $\Delta \cdot \Delta$ stabilization term in the bilinear form a_h so that Lemma 3.6 remains valid.

- In Theorem 3.7, we should now suppose $f \in H^k(\Omega_h)$, $g \in H^{k+3/2}(\Gamma)$ so that the solution u to (1) is in $H^{k+2}(\Omega)$. The proof of the Theorem can be then followed using appropriate Sobolev spaces and standard interpolation estimates to P_k finite elements. The only non-trivial change in the proof concerns the estimate (22), which should be changed to

$$\|f - \tilde{f}\|_{0, \Omega_h^{\Gamma}} \leq Ch^k \|f - \tilde{f}\|_{k, \Omega_h} \leq Ch^k (\|f\|_{k, \Omega_h} + \|\tilde{u}\|_{k+2, \Omega_h}). \quad (36)$$

This can be proved by refining the argument of Lemma 3.1. We recall that $f = \tilde{f}$ on Ω and both f and \tilde{f} are in $H^k(\Omega)$ so that all the derivatives up to order $k-1$ of f and \tilde{f} coincide on Γ . The bound (36) then follows as in Lemma 3.1 employing a Taylor expansion with the integral remainder of order k .

Keeping in mind the modifications above, we can easily establish the convergence of the P_k version of our method: given $f \in H^k(\Omega_h)$ and $g \in H^{k+3/2}(\Gamma)$, and supposing σ sufficiently big, one has

$$\|u - u_h\|_{1, \Omega} + \frac{1}{\sqrt{h}} \|u - u_h\|_{0, \Gamma} \leq Ch^k (\|f\|_{k, \Omega_h} + \|g\|_{k+3/2, \Gamma}).$$

The L^2 error estimate of order $h^{k+1/2}$ can be also proved as in Theorem 3.8.

4.2. Neumann-Robin boundary conditions

We turn now to Problem (2). The goal is to extend the method (12)–(13) to P_k finite elements. We thus recall the space $V_h^{(k)}$ as in (35) and introduce the auxiliary finite element space

$$Z_h^{(k)} = \{z_h \in H^1(\Omega_h^\Gamma)^d : z_h|_T \in \mathbb{P}_k(T)^d, \quad \forall T \in \mathcal{T}_h^\Gamma\}$$

Our finite element problem is: Find $u_h \in V_h^{(k)}$, $y_h \in Z_h^{(k)}$ solving (12) with the bilinear form a_h^R modified as follows

$$\begin{aligned} a_h^R(u, y; v, z) = & \int_{\Omega_h} \nabla u \cdot \nabla v + \int_{\Gamma_h} y \cdot n v - \int_{\Gamma} y \cdot n v + \int_{\Gamma} \rho u v + \gamma_{div} \int_{\Omega_h^\Gamma} \operatorname{div} y \operatorname{div} z \\ & + \gamma_1 \int_{\Omega_h^\Gamma} (y + \nabla u) \cdot (z + \nabla v) + \sigma \sum_{j=1}^k h^{2j-1} \int_{\Gamma_h^i} \left[\frac{\partial^j u}{\partial n^j} \right] \left[\frac{\partial^j v}{\partial n^j} \right] + \sigma \sum_{E \in \mathcal{F}_\Gamma^{cut}} \sum_{j=1}^{k-1} h^{2j+1} \left[\frac{\partial^j y}{\partial n^j} \right] \cdot \left[\frac{\partial^j z}{\partial n^j} \right] \end{aligned}$$

We have added here extra penalization terms controlling the jumps of the higher normal derivatives of u on Γ_h^i and an additional ghost stabilization term controlling the jumps of derivatives of y on the cut facets, denoted by \mathcal{F}_Γ^{cut} (\mathcal{F}_Γ^{cut} is thus the collection of interior facets of mesh \mathcal{T}_h^Γ ; $\mathcal{F}_\Gamma^{cut} \subset \mathcal{F}_\Gamma$).

Keeping in mind the modifications above, we can easily establish the convergence of the P_k version of our method: given $f \in H^k(\Omega_h)$ and $g \in H^{k+1/2}(\Gamma)$, and supposing γ_{div}, γ_1 sufficiently big, one has

$$\|u - u_h\|_{1,\Omega} \leq Ch^k (\|f\|_{k,\Omega_h} + \|g\|_{k+1/2,\Gamma}).$$

The L^2 error estimate of order $h^{k+1/2}$ can be also proved as in Theorem 3.8.

5. Numerical experiments.

We shall illustrate our methods (9)–(10) and (12)–(13) by numerical experiments in a 2D domain Ω defined by a level-set function φ :

$$\Omega = \{(x, y) : \varphi(x, y) < 0\} \text{ with } \varphi := r^4(5 + 3 \sin(7\theta + 7\pi/36))/2 - R^4 \quad (37)$$

where (r, θ) are the polar coordinates $r = \sqrt{x^2 + y^2}$, $\theta = \arctan \frac{y}{x}$, and $R = 0.47$ (this example is taken from [15]). To construct the computational mesh, we embed Ω into the square $\tilde{\Omega} = (-0.5, 0.5)^2$, introduce a regular $N \times N$ criss-cross mesh on $\tilde{\Omega}$, and drop the triangles outside Ω to produce \mathcal{T}_h and \mathcal{T}_h^Γ , as illustrated at Fig. 1 in the case $N = 16$. In some of our experiments, the domain Ω will be rotated by an angle θ_0 counter-clockwise around the origin. This is achieved by redefining θ as $\theta = \arctan \frac{y}{x} - \theta_0$.

All the computations are done in FreeFem++ [16] taking advantage of its level-set capabilities (the key word `levelset` in numerical integration commands `int1d` and `int2d` to deal with the integrals over Γ and over Ω , cf. Subsection 5.2). Note that the numerical integration on Γ introduces an additional error which is not covered by our theoretical analysis: Γ is in fact approximated by a sequence of straight segments with the endpoints obtained by approximate intersections of Γ with the edges of \mathcal{T}_h . This error is of order h^2 and thus can be assumed negligible in the case of P_1 finite elements (which is the only case studied numerically in this paper). We presume that a subtler approximation should be employed when dealing with higher order finite elements, as in [7].

5.1. Dirichlet boundary conditions

We start by solving numerically the Dirichlet problem (1) in domain (37) with zero right-hand side $f = 0$ and a non-homogeneous boundary condition g set so that the exact solution is given by

$$u = \sin(x)e^y \quad (38)$$

We employ the method (9)–(10) taking the following parameter values: $\gamma = 1$, $\sigma = 0.01$. Fig. 3 represents the solution obtained on a 16×16 mesh. We observe that the numerical method captures well the exact solution, the perturbation being essentially concentrated in the narrow fictitious domain $B_h = \Omega_h \setminus \Omega$. Fig. 4 reports the evolution of the error

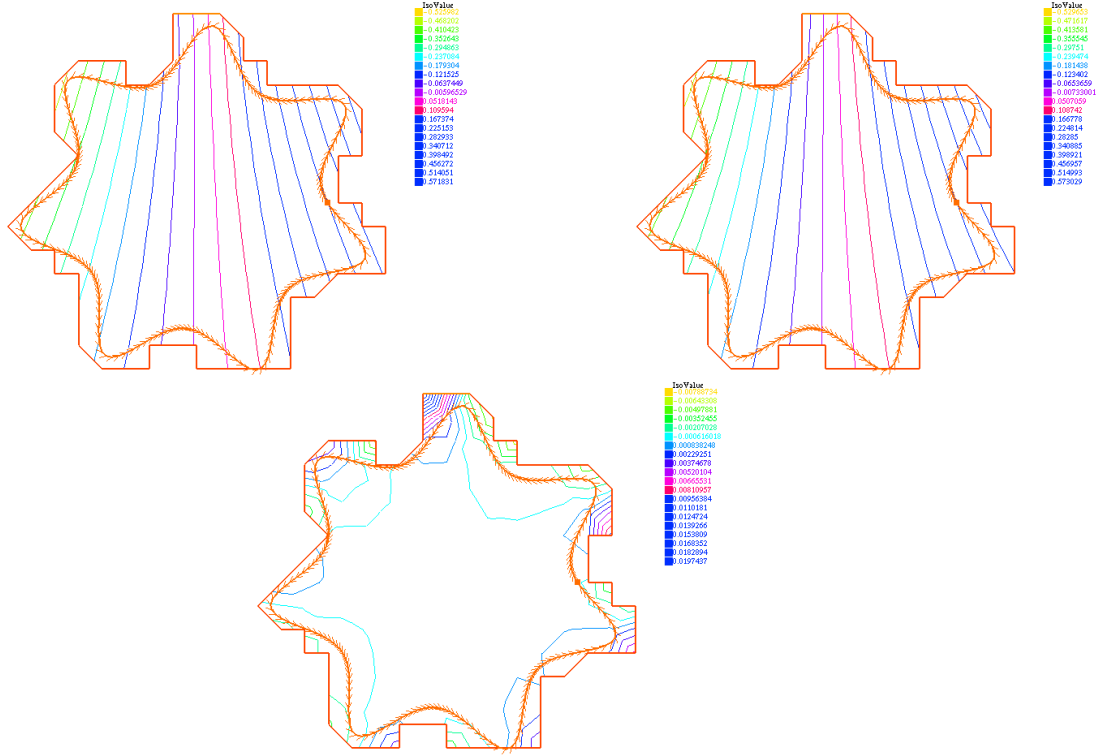


Figure 3: Poisson-Dirichlet problem (1) with the exact solution (38) on domain (37). Top-Left: the numerical solution u_h on the 16×16 mesh as in Fig. 1 produced by method (9)–(10); Top-Right: the exact solution u ; Bottom: the error $u - u_h$.

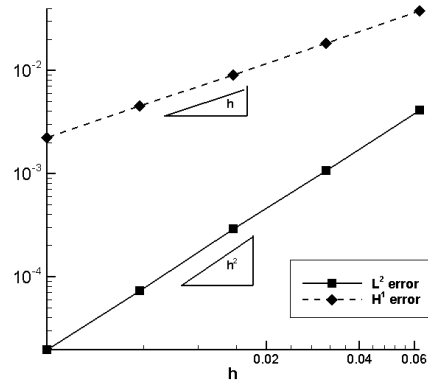


Figure 4: Poisson-Dirichlet problem as in Fig. 3: the relative errors in $L^2(\Omega)$ and $H^1(\Omega)$ norms as functions of h under the mesh refinement.

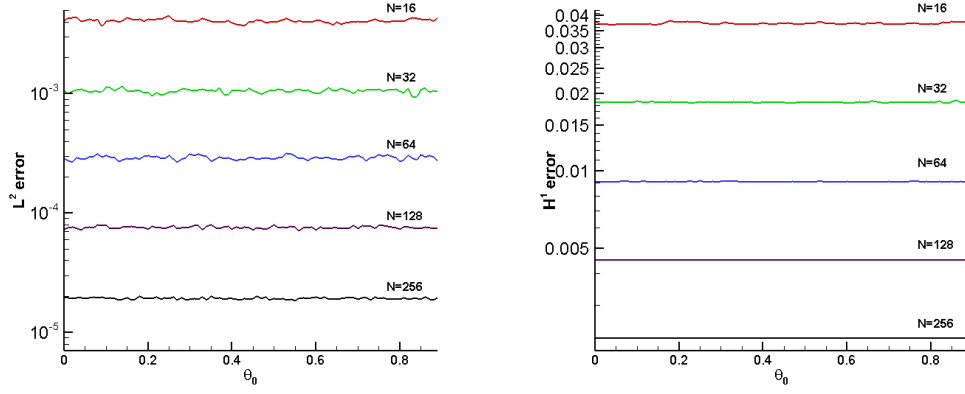


Figure 5: Poisson-Dirichlet problem (1) on the domain as in Figs. 1 and 3 rotated by an angle θ_0 around the origin: the relative errors in $L^2(\Omega)$ and $H^1(\Omega)$ norms as functions of the rotation angle θ_0 .

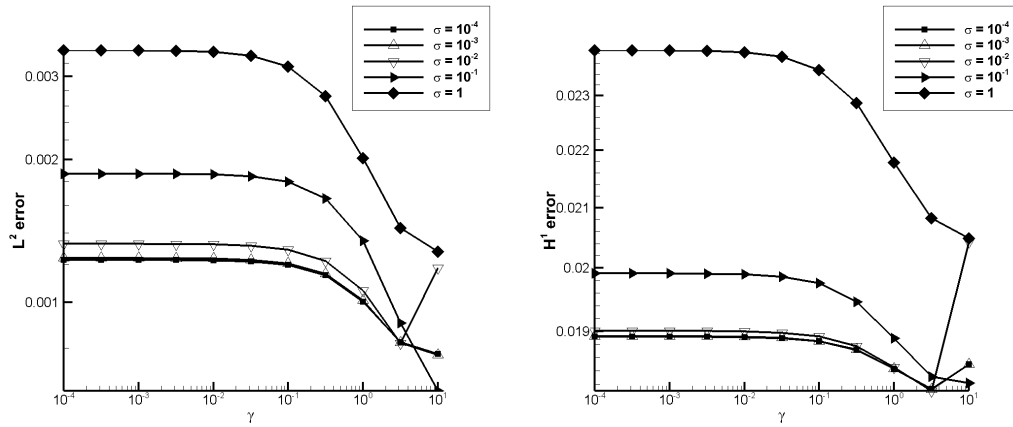


Figure 6: Poisson-Dirichlet problem (1) as in Fig. 3 but on the 32×32 mesh. The relative errors in $L^2(\Omega)$ and $H^1(\Omega)$ norms as functions of parameters γ and σ .

under the mesh refinement (always using the regular criss-cross meshes as mentioned above) and confirms the optimal convergence order of the method in both H^1 and L^2 norms.

In order to explore the robustness of the method with respect to the placement of the physical domain on the computational mesh, we now redo the calculations above, rotating Ω by a series of angles θ_0 ranging from 0 to $\frac{2\pi}{7}$ as described in the preamble of this Section. For each rotation angle θ_0 , the boundary Γ cuts the triangles of the background mesh in a different manner, creating sometimes the “dangerous” situations when certain mesh triangles of \mathcal{T}_h have only a tiny portion inside the physical domain Ω . Fig. 5 presents the errors in $L^2(\Omega)$ and $H^1(\Omega)$ norms as functions of θ_0 at different discretization levels. We observe that the errors do not vary much from one position to another, especially when measured in the $H^1(\Omega)$ norm. Moreover, this variability decreases as the meshes are refined.

Finally, we explore the influence of the parameters γ and σ in (10) on the precision of the method. The error norms on a fixed 32×32 mesh for various choices of γ and σ are presented at Fig. 6. We observe that the method is not very sensitive to the parameters, especially when the error is measured in the H^1 norm. The accuracy does not seem to deteriorate catastrophically even in the limit $\gamma, \sigma \rightarrow 0$. This is somewhat surprising in view of the theoretical analysis of Section 3 and may indicate that a subtler theory could reveal the optimal convergence properties of the method (9)–(10) without stabilization. In our numerical experiments above, we have preferred however to remain on a safer side and have chosen a rather large value of the Nitsche parameter $\gamma = 1$ while keeping the ghost stabilization parameter $\sigma = 10^{-2}$ small. Note that larger values of γ seem to make the method more sensible and unpredictable with respect to the choice of σ . On the other hand, the error is clearly monotonically increasing with σ in the regime $\gamma \leq 1$.

5.2. Comparisons with CutFEM

As already mentioned in Introduction, our method (9)–(10) is very close to CutFEM methods, the essential difference being that we avoid the integration over Ω , i.e. the numerical integration over the cut mesh elements. Although such an integration is in principle difficult to implement (in particular, it is more difficult than the integration over the segments of the boundary Γ), it is already available in FreeFEM++, so that we can easily compare numerically the performance of CutFEM with that of our method.

We have considered the following variants of CutFEM with V_h denoting everywhere the P_1 finite elements space on the mesh \mathcal{T}_h , as in (8).

- a)** A version with Lagrange multipliers approximated by P_0 finite elements on the cut triangles \mathcal{T}_h^Γ [4]:

Find $u_h \in V_h, \lambda_h \in W_h := \{\mu_h \in L^2(\Omega_h^\Gamma) : \mu_h|_T \in \mathbb{P}_0(T) \ \forall T \in \mathcal{T}_h^\Gamma\}$ s.t.

$$\begin{aligned} \int_{\Omega} \nabla u_h \cdot \nabla v_h + \int_{\Gamma} \lambda_h v_h &= \int_{\Omega} f v_h & \forall v_h \in V_h \\ \int_{\Gamma} \mu_h u_h - \sigma h \sum_{E \in \mathcal{E}_h^\Gamma} \int_{\Gamma} [\lambda_h][\mu_h] &= \int_{\Gamma} g \mu_h & \forall \mu_h \in W_h \end{aligned} \quad (39)$$

- b)** A version based on the symmetric Nitsche method [5]:

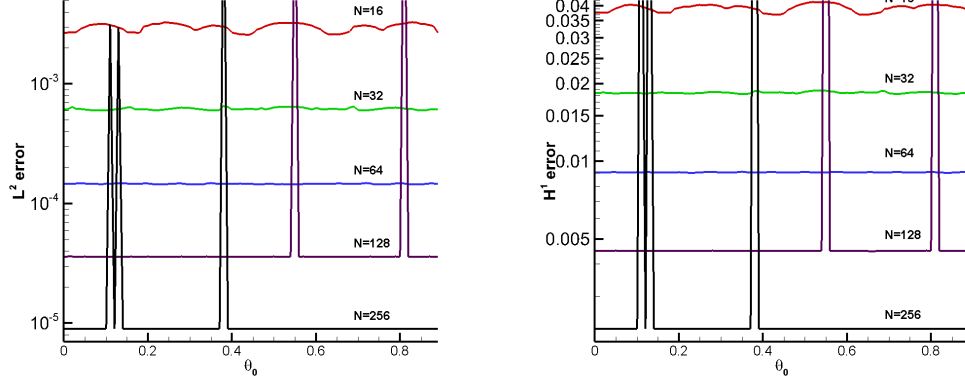
Find $u_h \in V_h$ s.t.

$$\begin{aligned} \int_{\Omega} \nabla u_h \cdot \nabla v_h - \int_{\Gamma} \frac{\partial u_h}{\partial n} v_h - \int_{\Gamma} u_h \frac{\partial v_h}{\partial n} + \frac{\gamma}{h} \int_{\Gamma} u_h v_h + \sigma h \sum_{E \in \mathcal{F}_{\Gamma}} \int_E \left[\frac{\partial u_h}{\partial n} \right] \left[\frac{\partial v_h}{\partial n} \right] \\ = \int_{\Omega_h} f v_h - \int_{\Gamma} g \frac{\partial v_h}{\partial n} + \frac{\gamma}{h} \int_{\Gamma} g v_h & \quad \forall v_h \in V_h \end{aligned} \quad (40)$$

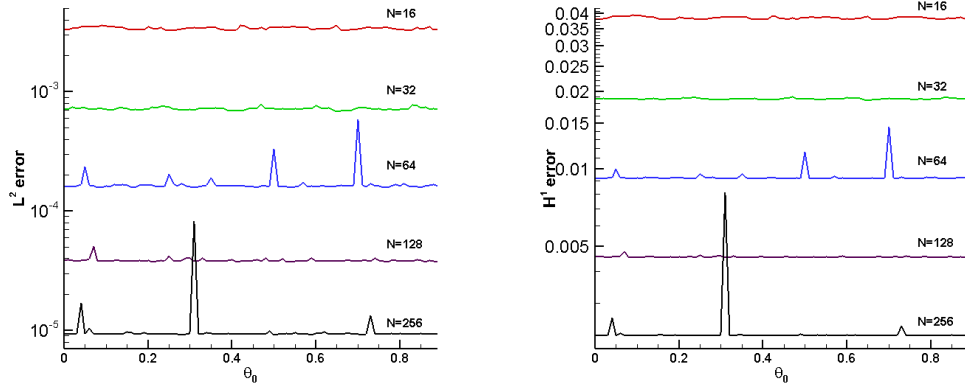
- c)** A version based on the antisymmetric Nitsche method (similar to the above, only the sign in front of the third term changes) [2]:

Find $u_h \in V_h$ s.t.

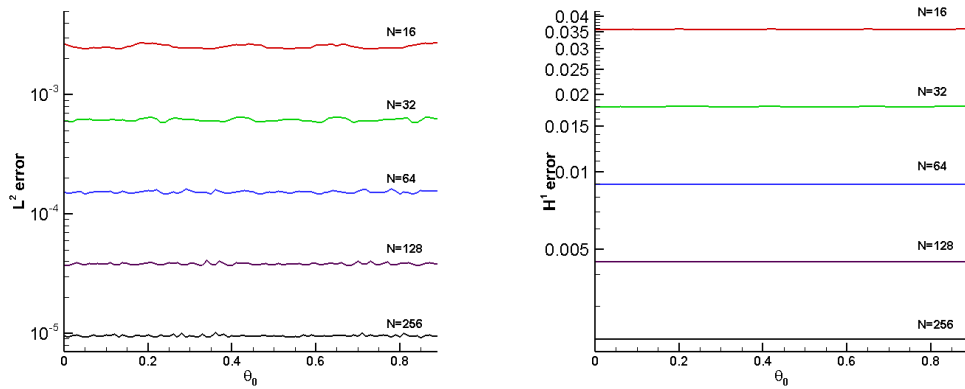
$$\begin{aligned} \int_{\Omega} \nabla u_h \cdot \nabla v_h - \int_{\Gamma} \frac{\partial u_h}{\partial n} v_h + \int_{\Gamma} u_h \frac{\partial v_h}{\partial n} + \frac{\gamma}{h} \int_{\Gamma} u_h v_h + \sigma h \sum_{E \in \mathcal{F}_{\Gamma}} \int_E \left[\frac{\partial u_h}{\partial n} \right] \left[\frac{\partial v_h}{\partial n} \right] \\ = \int_{\Omega_h} f v_h + \int_{\Gamma} g \frac{\partial v_h}{\partial n} + \frac{\gamma}{h} \int_{\Gamma} g v_h & \quad \forall v_h \in V_h \end{aligned} \quad (41)$$



(a) CutFEM with Lagrange multipliers (39) with $\sigma = 0.01$



(b) Symmetric Nitsche CutFEM (40) with $\gamma = 5, \sigma = 0.1$



(c) Antisymmetric Nitsche CutFEM (41) with $\gamma = 1, \sigma = 0.01$

Figure 7: Poisson-Dirichlet problem with CutFEM. The relative errors in $L^2(\Omega)$ and $H^1(\Omega)$ norms as functions of the rotation angle θ_0 , cf. Fig. 5.

The results are presented at Fig. 7. We consider there the same setup as in Fig. 5, i.e. domain Ω given by (37) rotated around the origin at a series of angles θ_0 , the exact solution given by (38). The stabilization parameters γ and σ are given in the captions (we have taken the same parameters for the antisymmetric version as for our method in Fig. 5, while a larger value for γ was necessary for the symmetric version). Comparing the results in Figs. 5 and 7, we observe that all the methods have overall almost the same accuracy in the $H^1(\Omega)$ norm, but CutFEM produces better results (gaining by a factor around 2) when the error is measured in the $L^2(\Omega)$ norm. However, the performance of CutFEM (with the exception of the symmetric Nitsche variant) can drastically degrade at certain position of the domain Ω with respect to the mesh (the spikes of the error on the graphs as functions of the rotation angle θ_0). This is certainly an implementation issue, which can be conceivably explained by inaccuracies in the numerical integration over the cut triangles and/or by an incorrect determination of such triangles due to the round-off errors. We do not attempt here to investigate this issue further, and merely note that the absence of integration over the cut triangles in our method (9)–(10) permits us to avoid some delicate implementation issues.

5.3. Neumann boundary conditions

We now turn to the Poisson-Neumann problem (2) with $\rho = 0$. Our test case is similar to that used before: the domain is given by (37) and the exact solution by (38). The right-hand side in (2) is thus $f = 0$ and the boundary condition g is set up as $g = n \cdot \nabla u$ with the normal n defined via the levelset function φ in (37) as $n = \frac{\nabla \varphi}{|\nabla \varphi|}$. We employ the method (12)–(13) taking the following parameter values: $\gamma_{div} = 1$, $\gamma_1 = 10$, $\sigma = 0.01$. We enforce the uniqueness of the solution by imposing $\int_{\Omega} u_h = 0$ with the help of a Lagrange multiplier, thus increasing the size of the system matrix by 1. A convergence study under the mesh refinement is reported at Fig. 8. It confirms the optimal convergence order of the method in both H^1 and L^2 norms.

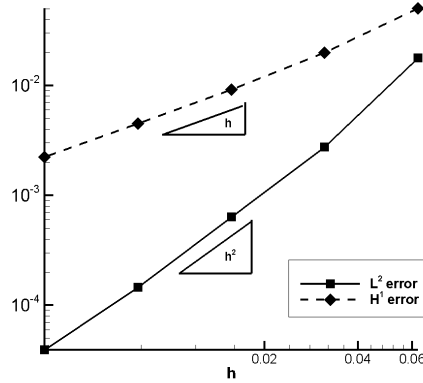


Figure 8: Poisson-Neumann problem on domain and meshes as in Figs. 1, 3: the relative errors in $L^2(\Omega)$ and $H^1(\Omega)$ norms as functions of h under the mesh refinement.

In order to explore the robustness of the method with respect to the placement of the physical domain on the computational mesh, we now redo the calculations above, rotating Ω by a series of angles θ_0 ranging from 0 to $\frac{2\pi}{7}$, same as in the Dirichlet case. Fig. 9 presents the errors in $L^2(\Omega)$ and $H^1(\Omega)$ norms as functions of θ_0 at different discretization levels. Overall, the errors are of the same order as in the Dirichlet case, but they are now much more sensitive to the position of the domain with respect to the mesh. This is especially true for the L^2 error whose variability does not fade out when the meshes are refined. We postpone a more detailed study of this unfortunate phenomenon to future endeavors.

Finally, the influence of the stabilization parameters γ_{div} , γ_1 and σ in (13) is presented at Fig. 10. The error norms on a fixed 32×32 mesh are given there for various choices of γ_{div} and σ , with γ_1 set to 1 and 10. The behavior of the error with respect to all these 3 parameters is difficult to summarize, other than saying that the method is not too much sensitive to the parameter in a wide range. The accuracy does not seem to deteriorate catastrophically even in the limit $\gamma_{div}, \sigma \rightarrow 0$, at least with $\gamma_1 = 1$. This is somewhat surprising in view of the theoretical analysis of Section 3 and

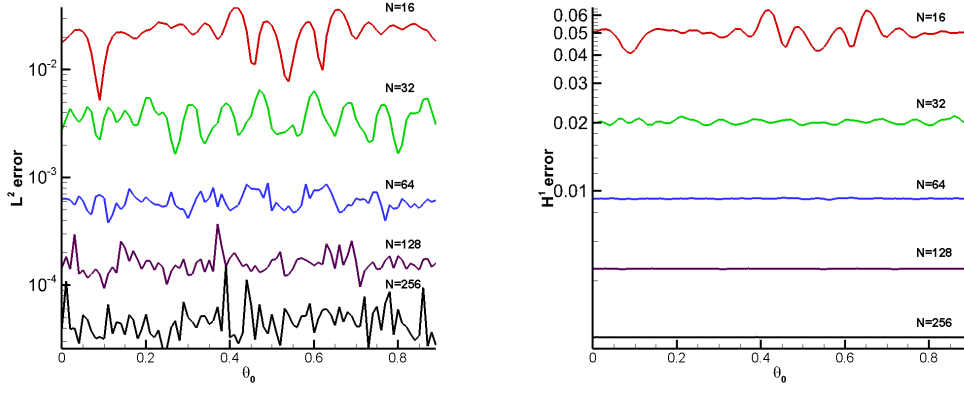


Figure 9: Poisson-Neumann problem (2) in the domain as in Figs. 1 and 3 rotated by an angle θ_0 around the origin: the relative errors in $L^2(\Omega)$ and $H^1(\Omega)$ norms as functions of the rotation angle θ_0 .

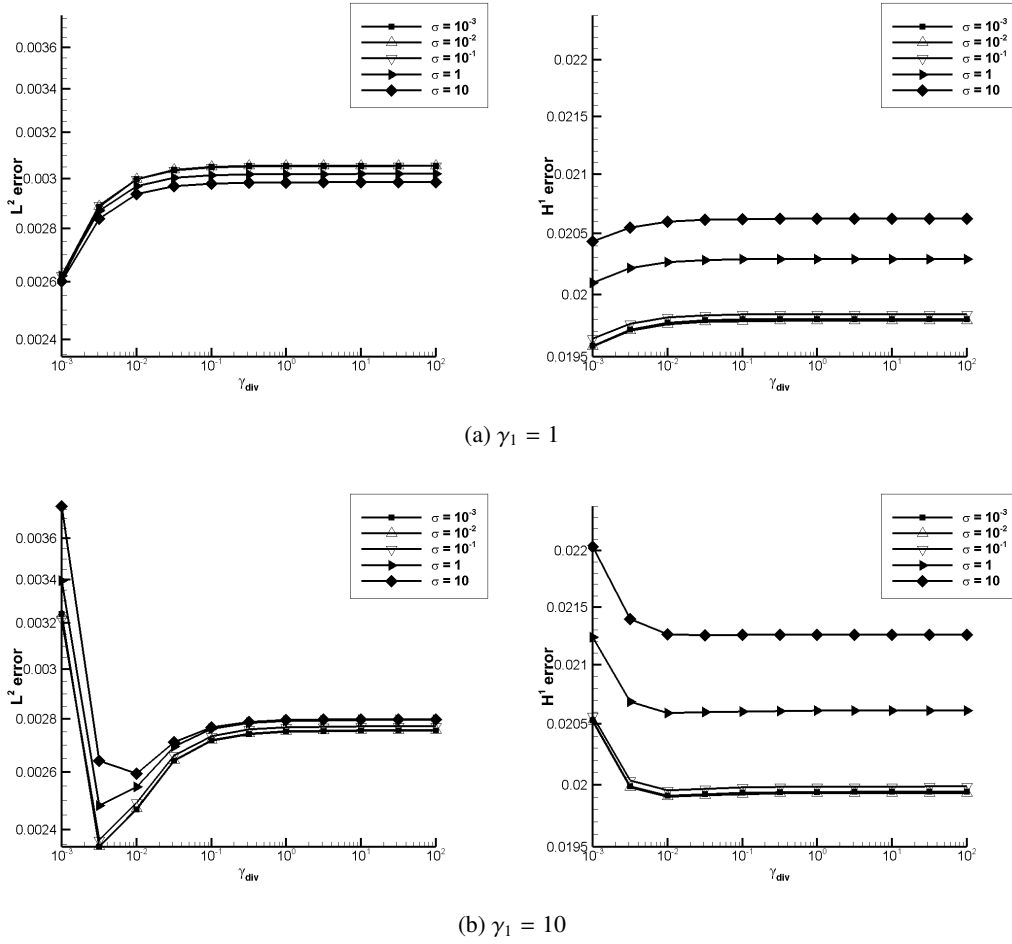


Figure 10: Poisson-Neumann problem. The relative errors in $L^2(\Omega)$ and $H^1(\Omega)$ norms as functions of parameters γ_{div} and σ for two values of γ_1 .

may indicate that a subtler theory could reveal the optimal convergence properties of the method (12)–(13) without grad-div and ghost stabilizations.

6. Conclusions

We have presented an optimally convergent method of the fictitious domain/XFEM/CutFEM type avoiding the numerical integration on cut mesh elements. The numerical experiments confirm the optimal convergence and the robustness of the method (with a possible slight deficiency on the level of L^2 errors in the case of Neumann boundary conditions). We have restricted ourselves to simple model problem (Poisson) in this first publication, but the methods should be applicable in more realistic settings as, for example, elasticity problem on a cracked domain (the method would then be similar to XFEM of [20] but avoiding the integration on the mesh elements cut by the crack). Further research could be aimed, apart from extensions to more complex problems, at a finer understanding of the influence of stabilization parameters.

Acknowledgements

I am grateful to Grégoire Allaire for stimulating discussions and suggestions concerning the implementation. The implementation in FreeFem++ would not be possible without advices and help generously provided by Frédéric Hecht.

References

- [1] Adams, R.A., Fournier, J.J.: Sobolev spaces, vol. 140. Elsevier (2003)
- [2] Burman, E.: Ghost penalty. *Comptes Rendus Mathématique* **348**(21), 1217–1220 (2010)
- [3] Burman, E., Claus, S., Hansbo, P., Larson, M.G., Massing, A.: Cutfem: discretizing geometry and partial differential equations. *International Journal for Numerical Methods in Engineering* **104**(7), 472–501 (2015)
- [4] Burman, E., Hansbo, P.: Fictitious domain finite element methods using cut elements: I. A stabilized Lagrange multiplier method. *Computer Methods in Applied Mechanics and Engineering* **199**(41), 2680–2686 (2010)
- [5] Burman, E., Hansbo, P.: Fictitious domain finite element methods using cut elements: Ii. A stabilized Nitsche method. *Applied Numerical Mathematics* **62**(4), 328–341 (2012)
- [6] Burman, E., Hansbo, P.: Fictitious domain methods using cut elements: Iii. a stabilized nitsche method for stokes problem. *ESAIM: Mathematical Modelling and Numerical Analysis* **48**(3), 859–874 (2014)
- [7] Burman, E., Hansbo, P., Larson, M.: A cut finite element method with boundary value correction. *Mathematics of Computation* **87**(310), 633–657 (2018)
- [8] Fabréges, B., Gouarin, L., Maury, B.: A smooth extension method. *Comptes Rendus Mathématique* **351**(9), 361–366 (2013)
- [9] Franca, L.P., Hughes, T.J.: Two classes of mixed finite element methods. *Computer Methods in Applied Mechanics and Engineering* **69**(1), 89–129 (1988)
- [10] Girault, V., Glowinski, R.: Error analysis of a fictitious domain method applied to a dirichlet problem. *Japan Journal of Industrial and Applied Mathematics* **12**(3), 487 (1995)
- [11] Glowinski, R., Kuznetsov, Y.: Distributed lagrange multipliers based on fictitious domain method for second order elliptic problems. *Computer Methods in Applied Mechanics and Engineering* **196**(8), 1498–1506 (2007)
- [12] Glowinski, R., Pan, T.W.: Error estimates for fictitious domain/penalty/finite element methods. *Calcolo* **29**(1), 125–141 (1992)
- [13] Glowinski, R., Pan, T.W., Hesla, T.I., Joseph, D.D.: A distributed lagrange multiplier/fictitious domain method for particulate flows. *International Journal of Multiphase Flow* **25**(5), 755–794 (1999)
- [14] Glowinski, R., Pan, T.W., Periaux, J.: A fictitious domain method for dirichlet problem and applications. *Computer Methods in Applied Mechanics and Engineering* **111**(3–4), 283–303 (1994)
- [15] Haslinger, J., Renard, Y.: A new fictitious domain approach inspired by the extended finite element method. *SIAM Journal on Numerical Analysis* **47**(2), 1474–1499 (2009)
- [16] Hecht, F.: New development in FreeFem++. *J. Numer. Math.* **20**(3–4), 251–265 (2012)
- [17] Lozinski, A.: A new fictitious domain method: Optimal convergence without cut elements. *Comptes Rendus Mathématique* **354**(7), 741–746 (2016)
- [18] Maury, B.: Numerical analysis of a finite element/volume penalty method. *SIAM Journal on Numerical Analysis* **47**(2), 1126–1148 (2009)
- [19] Moës, N., Béchet, E., Tourbier, M.: Imposing dirichlet boundary conditions in the extended finite element method. *International Journal for Numerical Methods in Engineering* **67**(12), 1641–1669 (2006)
- [20] Moës, N., Dolbow, J., Belytschko, T.: A finite element method for crack growth without remeshing. *International journal for numerical methods in engineering* **46**(1), 131–150 (1999)
- [21] Nitsche, J.: Über ein variationsprinzip zur lösung von dirichlet-problemen bei verwendung von teilräumen, die keinen randbedingungen unterworfen sind. *Abhandlungen aus dem mathematischen Seminar der Universität Hamburg* **36**(1), 9–15 (1971)
- [22] Saul’ev, V.K.: On the solution of some boundary value problems on high performance computers by fictitious domain method. *Siberian Math. J* **4**(4), 912–925 (1963)

- [23] Sukumar, N., Chopp, D.L., Moës, N., Belytschko, T.: Modeling holes and inclusions by level sets in the extended finite-element method. *Computer methods in applied mechanics and engineering* **190**(46-47), 6183–6200 (2001)