

Directed flow of photons in Cu+Au collisions at RHIC

Pingal Dasgupta,^{1,*} Rupa Chatterjee,^{1,†} and Dinesh K. Srivastava^{1,‡}

¹Variable Energy Cyclotron Centre, HBNI, 1/AF, Bidhan Nagar, Kolkata-700064, India

Event-by-event fluctuations in the positions of nucleons in two colliding identical nuclei can lead to non-uniform initial energy density distribution on the transverse plane. In addition to initial state fluctuations, the difference in the number of participating nucleons in collision of two non-identical nuclei can also result in significant anisotropy in the initial geometry and energy density distributions. Thus, Cu+Au collisions are expected to provide interesting new aspects in the understanding of anisotropic flow in heavy ion collisions. We calculate directed flow co-efficient v_1 of thermal photons using a hydrodynamic model with fluctuating initial conditions at 200A GeV Cu+Au collisions at RHIC and compare it with the elliptic and triangular flow parameters obtained at same initial conditions. The photon v_1 as a function of transverse momentum is found to be non-zero and significantly large. However, it shows a different nature compared to the elliptic and triangular flow parameters. The v_1 is found to be completely dominated by QGP radiation in the region $1 < p_T < 6$ GeV and contribution from the hadronic phase to photon v_1 is only marginal. At $p_T < 2$ GeV, it is negative and it decreases further with smaller values of p_T . However, at $p_T > 2$ GeV, v_1 is positive and rises slowly with p_T . In addition, the photon v_1 is found to be more sensitive to the initial formation time of the plasma compared to the elliptic and triangular flow parameters. We suggest that a simultaneous measurements of photon v_n co-efficients, ($n=1, 2, 3$) can provide valuable information about the initial state produced in heavy ion collisions as well as help us understanding the direct photon puzzle.

I. INTRODUCTION

Anisotropic flow of identified particles produced in ultra-relativistic heavy ion collisions is considered to be one of the most powerful signatures of the formation of hot and dense strongly interacting Quark Gluon Plasma (QGP) matter in those collisions. Relativistic hydrodynamic model with smooth initial density distribution successfully explained the particle spectra and elliptic flow of hadrons at RHIC initially [1, 2]. However, soon it was realised that event-by-event hydrodynamic model with fluctuating initial conditions (IC) provided a better description of the experimental data. Thus it is now considered to be more realistic than a smooth initial density distribution to explain the bulk properties of the medium produced in heavy ion collisions [3–8]. In addition, event-by-event fluctuating IC are found to explain the significantly large elliptic flow produced in most central Cu+Cu collisions at RHIC and non-zero triangular flow of hadrons, both of which remained unexplained earlier using smooth initial density distribution [9].

Although the relativistic hydrodynamic model successfully explained the hadronic observables, the same model can not explain the photon spectra and anisotropic flow simultaneously. Experimental data for both the elliptic and triangular flow co-efficients from Au+Au collisions at RHIC and from Pb+Pb collisions at the LHC are found to be significantly larger compared to the result from hydrodynamical model calculation [9–15]. This is known

as *direct photon puzzle*. In recent studies we have shown that calculation of photon anisotropic flow in collisions of deformed nuclei (U+U) [16] as well as from smaller systems (Cu+Cu) [9] could be valuable to understand this puzzle. Event-by-event fluctuating initial conditions produce lumpy initial state with non-uniform distribution of energy density in Au+Au and Pb+Pb collisions at RHIC and LHC energies. However, collision of non-identical Cu and Au nuclei are especially interesting as these may lead to collision geometries which are asymmetric on the transverse plane even with smooth initial energy density distributions (see Fig. 1). It is quite well known that the odd flow co-efficients ($v_3, v_5..$ etc) originate due to the initial state fluctuations. On the other hand, the even flow co-efficients, (v_2 and v_4) which are already present for smooth IC, get enhanced due to the fluctuations in the initial density distribution. We have not come across many studies on the directed flow coefficient v_1 , which originates due to collective side ward motion where the momentum distribution is shifted towards one of the sides on the transverse plane [17–19]. Some earlier studies have shown that v_1 or directed flow originates only from collisions at the lower beam energies due to the side ward motion of the spectator nucleons [20, 21].

Directed flow is expected to form at very early stages of heavy ion collisions and thus is sensitive to the initial pressure gradients of the evolving nuclear matter compared to the other higher order flow co-efficients [22, 23]. Typical time scale of v_1 is the overlapping time between the two colliding nuclei and this time scale is expected to decrease with increasing beam energy. Thermal emission of photons is highly sensitive to the initial temperature and formation time of QGP and thus photon v_1 could be a potential probe to study the initial state produced in heavy ion collisions. In addition, the asymmetric overlap-

*Electronic address: pingal@vecc.gov.in

†Electronic address: rupa@vecc.gov.in

‡Electronic address: dinesh@vecc.gov.in

ping zone produced in collisions of Cu and Au nuclei are also expected to provide non-trivial information about anisotropic flow produced in heavy ion collisions [24]. A recent study on photon v_1 from 200A GeV Au+Au collisions has shown that the largest v_1 signal comes from the region near the phase transition, at temperatures $T \sim 150 - 200$ MeV [25].

We calculate p_T dependent directed flow co-efficient v_1 of thermal photons from 200A GeV Cu+Au collisions at RHIC. Results are obtained at mid-rapidity and for 20–30% centrality bin. The elliptic and triangular flow parameters are also calculated using same initial conditions and results are compared with photon v_1 . The individual contributions of the QGP and hadronic matter phases to total v_n ($n=1, 2, 3$) are studied in detail. In addition, the sensitivity of the results to initial formation time of the plasma has been examined. We argue that experimental determination of photon v_n from Cu+Au collisions can be crucial in understanding the direct photon puzzle and also the initial state produced in relativistic heavy ion collisions.

II. FORMALISM

We consider a (2+1) dimensional longitudinally boost invariant event-by-event ideal relativistic hydrodynamic framework [3] to model the evolution of the hot and dense QGP matter produced in the collision of Cu and Au nuclei at 200A GeV at RHIC. The photon v_1 is calculated considering a sufficiently large number of events from a centrality window of 20–30% and Fig.1 shows the (schematic) two different configurations of Cu+Au collisions in this centrality bin. We have checked that a 2+1 dimensional hydrodynamical model description is good enough to capture the effects of initial-state fluctuations with asymmetric participating nuclei from Cu and Au at mid-rapidity as the result are found to be similar to a 3+1 dimensional model calculation. We consider a Monte Carlo Glauber initial condition to distribute the initial entropy densities. The initial profile is taken as (proportional to) a linear combination of wounded nucleons (0.875) and binary collisions (0.125) [24]. This framework has been used extensively earlier to calculate the production and anisotropic flow of photons at RHIC and LHC energies [26, 27].

A 2-dimensional Gaussian distribution function

$$s(x, y) = \frac{K}{2\pi\sigma^2} \sum_{i=1} \exp\left(-\frac{(x-x_i)^2 + (y-y_i)^2}{2\sigma^2}\right) \quad (1)$$

is used to distribute the initial energy/entropy densities. (x_i, y_i) denote the position of the nucleon on the transverse plane. The constant factor K in the equation above is fixed by reproducing the charged particle multiplicity ($dN_{ch}/d\eta \approx 140$ for 20–30% collision centrality) [24] at RHIC for Cu+Au collisions. K is taken as 81. The pa-

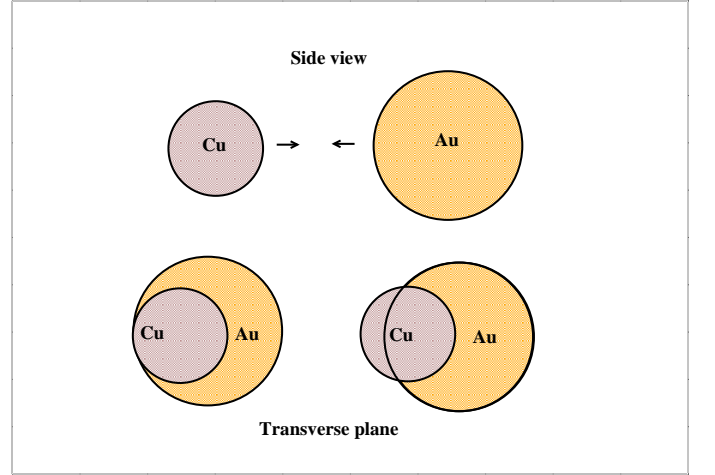


FIG. 1: (Color online) Schematic of Cu and Au collisions for 20–30% centrality class.

rameter σ plays an important role as it decides the fluctuation size or the granularity in the initial energy density distribution. The initial formation time τ_0 for Au+Au collisions was taken as 0.17 fm from EKRT mini-jet saturation model [28] in our earlier studies. We take the same value of τ_0 for Cu+Au collisions. However, as mentioned earlier that photon v_1 from Cu+Au collisions can be quite sensitive to the initial state, we also calculate v_1 considering a 3 times larger value of $\tau_0 = 0.51$ fm in later part of our study. A default value of $\sigma = 0.4$ fm is considered [3, 26, 27].

The production of photons from the plasma phase is estimated by using the complete leading order photon rates from [29, 30]. We use the parameterized rates from [31] to calculate the photon production from the hot hadronic matter phase produced in Cu+Au collisions at 200A GeV. The constant freeze-out temperature (T_F) is taken as 160 MeV which reproduces the pion spectra at RHIC well and the hydrodynamic equations are solved considering a lattice based equation of state from [32].

The emission rates ($R = EdN/d^3pd^4x$) from QGP and hadronic matter phases are integrated over the space-time history to estimate the total thermal production and anisotropic flow from sufficiently large number of events.

The anisotropic flow co-efficients v_n (where $n=1, 2$ and 3) are calculated by expanding the invariant particle distribution in transverse plane using Fourier decomposition:

$$\frac{dN}{d^2p_T dY} = \frac{1}{2\pi} \frac{dN}{p_T dp_T dY} \left[1 + 2 \sum_{n=1}^{\infty} v_n(p_T) \cos n(\phi - \psi_n^{\text{PP}}) \right] \quad (2)$$

where the participant plane angle ψ_n^{PP} in each event is

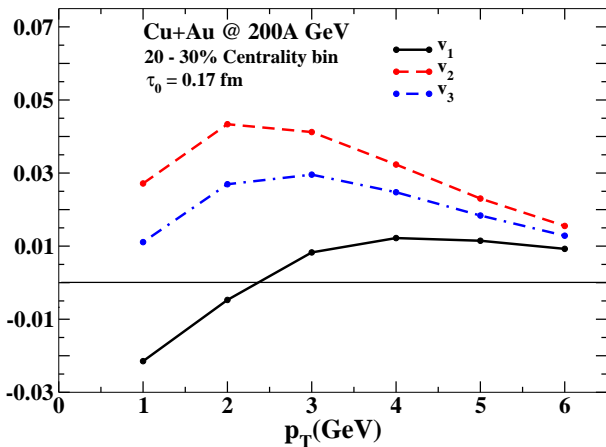


FIG. 2: (Color online) Directed, elliptic, and triangular flow parameter of thermal photons as a function of p_T from Cu+Au collisions at 200A GeV at RHIC and for centrality bin 20–30%.

calculated using the relation,

$$\psi_n^{\text{PP}} = \frac{1}{n} \arctan \frac{\int dx dy r^m \sin(n\phi) \varepsilon(x, y, \tau_0)}{\int dx dy r^m \cos(n\phi) \varepsilon(x, y, \tau_0)} + \pi/n. \quad (3)$$

$\varepsilon(x, y, \tau_0)$ is the energy density at time τ_0 at (x,y) point on the transverse plane and r^m are weights to the energy density which are taken as r^3 [24], r^2 and r^2 [9] for ψ_1, ψ_2 and ψ_3 respectively.

III. RESULTS

The directed flow co-efficient v_1 of thermal photons as a function of p_T for 20–30% centrality bins at RHIC for Cu+Au collisions is shown in Fig. 2. The elliptic and triangular flow co-efficients are also shown in the same figure for a comparison. The results are obtained by taking the average over 400 fluctuating events from the centrality bin.

The photon v_2 and v_3 from Cu+Au collisions is similar in nature to the flow parameters obtained earlier from Au+Au and Pb+Pb collisions at RHIC and LHC energies respectively. However, the directed flow co-efficient shows a nature different than the elliptic as well as the triangular flow parameters. In the region $p_T \leq 2.5$ GeV, v_1 is found to be negative whereas, for $p_T > 2.5$ GeV the photon v_1 is positive and rises slowly with larger p_T . We have checked that the photon directed flow as a function of p_T calculated from Au+Au collisions is much smaller compared to the result from Cu+Au collisions.

In order to understand the nature of v_1 , individual contributions from the quark matter and hadronic matter phases to the total thermal photon v_1 are plotted in Fig. 3.

One can see that the total photon v_1 is close to the v_1 from QGP (only) phase. The v_1 from hadronic phase

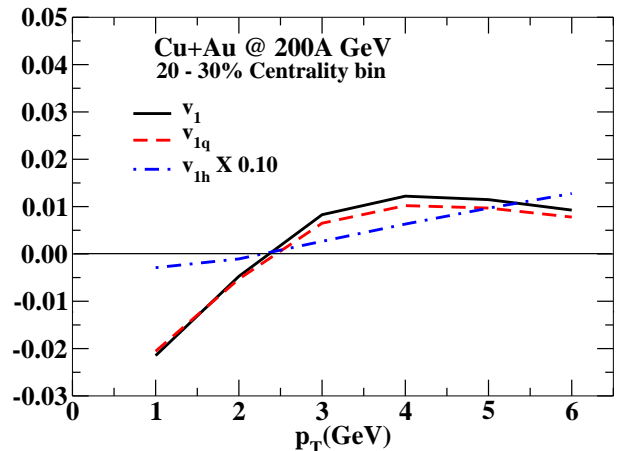


FIG. 3: (Color online) Directed flow co-efficient v_1 as a function of p_T of thermal photons along with separate contributions (to v_1) from the QGP and the hadronic matter phases.

is much larger than the QGP v_1 , however hadronic v_1 does not contribute significantly to total photon v_1 . The photon directed flow is calculated by taking appropriate weight factor (photon yield) from the plasma and hadronic matter phases and the QGP photons completely outshine the photons from hadronic phase in the region $p_T > 1$ GeV. Thus, the photon v_1 is totally dominated by plasma radiation in the entire p_T region shown in the figure. This is quite different to the case of photon elliptic flow parameter where the hadronic matter contribution plays a significant role. For photon elliptic flow we have seen that although the total v_2 shows similar qualitative nature as the v_2 from quark matter, the sum v_2 is much larger than the contribution from quark matter. As a result photon v_1 is expected to probe the first few fm time period of the initial hot and dense state of matter better compared to the higher flow co-efficients v_2, v_3 , etc.

The dependence of photon v_1 on initial formation time τ_0 is shown in Fig. 4. We compare the results obtained from τ_0 value of 0.51 fm with the one at 0.17 fm keeping the entropy ($s\tau$) same for both the cases. In lower p_T values where v_1 is negative, the two results are close to each other as this p_T region is dominated by radiation from the relatively later stage of evolution. The difference in v_1 for the two τ_0 values is quite visible at larger p_T . Larger τ_0 results in decrease of high p_T photons (with smaller transverse flow velocity) from initial stage. This enhances the relative contribution of the flow boosted QGP photons emitted from relatively later stage of system evolution and as a result we see larger v_1 at high p_T for larger τ_0 .

The gradual development of photon v_1 with time for a single event is shown in Fig. 5. The photon $v_1(p_T)$ from this particular event is found to be similar to the (400) event averaged $v_1(p_T)$ shown in Fig. 2. The QGP and hadronic matter contributions are also shown separately in the same figure.

The development of negative photon v_1 at smaller p_T

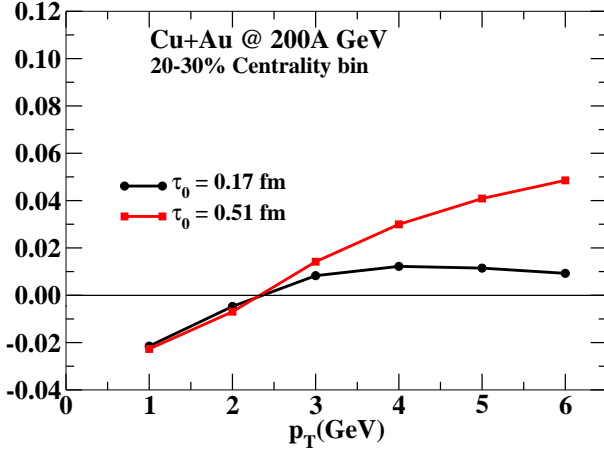


FIG. 4: (Color online) Directed flow v_1 of thermal photons from Cu+Au collisions at RHIC for 20–30% centrality bins for two different initial formation time τ_0 as 0.17 fm and 0.51 fm.

and positive photon v_1 at larger p_T is result of the conservation of net transverse momentum of the fluid. The high p_T photons are emitted along the direction of the steepest gradient of energy density whereas, the low p_T photons, which counterbalance the net transverse momentum, are emitted in the opposite direction. In the beginning, the production of photons from the centre of the fireball is very large but flow developed by then is small. As a result, QGP contributions for all p_T values are found to be small. However, at later times flow starts to develop slowly at the centre and the QGP v_1 is found to increase. The hadronic matter contribution is much larger compared to the QGP contribution and it shows interesting nature with time. During the beginning of the expansion, the flow starts to develop from the boundary of the fireball which is mostly in the hadronic states. As a result, hadronic photon v_1 starts to rise very rapidly in the positive direction for all p_T values. However, the positive directed flow of hadronic photons with low momentum subsequently dies out and starts to grow in the negative direction which ultimately produces rather small negative hadronic photon v_1 . At high p_T , hadronic photon v_1 is large but it is overshadowed by the QGP contributions. Thus, we see a very small influence of hadronic contribution in the total photon v_1 .

The predicted p_T spectra of positive pions and kaons from 200A GeV Cu+Au collisions at RHIC and for 20–30% centrality bin are shown in Fig. 6. We can not compare these hadronic spectra with experimental data due to unavailability of that at present. We have checked that our hadronic spectra from (2+1) dimensional hydrodynamic model calculation are close to the spectra obtained using a (3+1) dimensional viscous hydrodynamical model calculation in one recent study [24]. However, it is to be noted that an experimental comparison would be quite valuable.

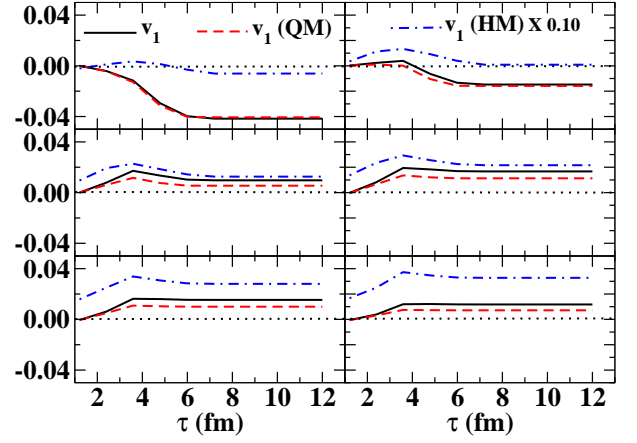


FIG. 5: (Color online) Time evolution of v_1 from QGP and hadronic matter phases.

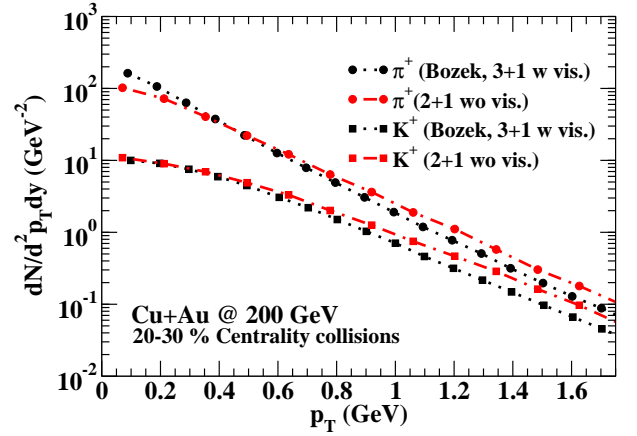


FIG. 6: (Color online) p_T spectra of pion and kaons from Cu+Au collisions at RHIC.

IV. SUMMARY AND CONCLUSION

We calculate the directed flow of thermal photons as a function of p_T in Cu+Au collisions at 200A GeV at RHIC using an event-by-event hydrodynamic model with fluctuating initial conditions. The origin of v_1 is due to two reasons, one is the deformed overlapping geometry and the second one is fluctuations in the initial density distributions on the transverse plane. The p_T dependent directed flow of thermal photons at mid rapidity is found to be non-zero and shows a nature different than the elliptic and triangular flow parameter of thermal photons. The v_1 is found to be negative in the lower p_T (< 2.5 GeV) region and it becomes positive for larger p_T values. The photon v_1 is found to be entirely dominated by QGP radiation in the region $1 < p_T < 6$ GeV. In addition, directed flow builds up quite early, during the first few fm time period of the system evolution and thus is much more sensitive to the initial state compared to the higher order flow co-efficients. The time evolution of the flow-coefficient v_1 explains the non trivial p_T dependent

nature of it very well.

We conclude that photon v_1 from Cu+Au collisions can be quite useful to understand the initial state produced in relativistic heavy ion collision and also the direct photon puzzle.

Acknowledgments

We acknowledge the computer facility of Drona, Prafulla, and Physics clusters of VECC. DKS gratefully ac-

knowledges the grant of Raja Ramanna Fellowship by the Department of Atomic Energy, India.

-
- [1] P. Kolb and U Heinz, Hydrodynamic description of ultrarelativistic heavy ion collisions Quark gluon plasma, R. C. Hwa (ed.) *et al.*, p634 (2003).
 - [2] P. Huovinen, in Quark Gluon Plasma 3, edited by R. C. Hwa and X. N. Wang (World Scientific, Singapore, 2004), p. 600 [nucl-th/0305064]; P. F. Kolb, J. Sollfrank, and U. Heinz Phys. Rev. C **62**, 054909 (2000); D. Teaney, J. Lauret, E.V. Shuryak, arXiv:0110037 [nucl-th]; P. Huovinen and P. V. Ruuskanen, Ann. Rev. Nucl. Part. Sci. **56**, 163 (2006); P. Romatschke and U. Romatschke, Phys. Rev. Lett. **99**, 172301 (2007); D. A. Teaney, arXiv:0905.2433 [nucl-th].
 - [3] H. Holopainen, H. Niemi, and K. Eskola, Phys. Rev. C **83**, 034901 (2011).
 - [4] B. Schenke, P. Tribedy, and R. Venugopalan, Phys. Rev. Lett. **108**, 252301 (2012).
 - [5] U. Heinz, Z. Qiu, and C. Shen, Phys. Rev. C **87**, 034913 (2013).
 - [6] C. E. Coleman-Smith, H. Petersen, and R. L. Wolpert, J. Phys. G **40**, 095103 (2013).
 - [7] P. Sorensen, J. Phys. G **37**, 094011 (2010).
 - [8] J. Takahashi *et al.*, Phys. Rev. Lett. **103** 242301, (2009).
 - [9] R. Chatterjee, P. Dasgupta, and D. K. Srivastava, Phys. Rev. C **96**, 014911 (2017).
 - [10] A. Adare *et al.* [PHENIX Collaboration] Phys. Rev. C **94**, 064901 (2016).
 - [11] A. Adare *et al.* [PHENIX Collaboration] Phys. Rev. Lett. **109**, 122302 (2012); A. Adare *et al.* [PHENIX Collaboration] Phys. Rev. C **94**, 064901 (2016).
 - [12] R. Chatterjee, H. Holopainen, I. Helenius, T. Renk, K. J. Eskola, Phys. Rev. C **88**, 034901 (2013).
 - [13] R. Chatterjee, D. K. Srivastava, T. Renk, Phys. Rev. C **94**, 014903 (2016).
 - [14] M. Wilde for the ALICE Collaboration, Nucl. Phys. A **904-905**, 573c (2013); J. Adam *et al.* [ALICE Collaboration], Phys. Lett. B **754**, 235 (2016).
 - [15] D. Lohner for the ALICE Collaboration, J. Phys. Conf. Ser. **446**, 012028 (2013).
 - [16] P. Dasgupta, R. Chatterjee, and D. K. Srivastava, Phys. Rev. C **95**, 064907 (2017).
 - [17] H. Agakishiev *et al.* [STAR Collaboration], arXiv:1010.0690 [nucl-ex].
 - [18] M. Luzum and J. Y. Ollitrault, Phys. Rev. Lett. **106**, 102301 (2011).
 - [19] B. Abelev *et al.* [ALICE Collaboration], Phys. Rev. Lett. **111**, no. 23, 232302 (2013).
 - [20] J. Adams *et al.* [STAR Collaboration], Phys. Rev. C **73**, 034903 (2006).
 - [21] ibitemAgakishiev:2011id G. Agakishiev *et al.* [STAR Collaboration], Phys. Rev. C **85**, 014901 (2012).
 - [22] Y. B. Ivanov, Universe **3**, no. 4, 79 (2017).
 - [23] R. Andrade, A. Reis, F. Grassi, Y. Hama, T. Kodama, J. Y. Ollitrault and W. L. Qian, Indian J. Phys. **84**, 1657 (2010).
 - [24] P. Boek, Phys. Lett. B **717**, 287 (2012).
 - [25] C. Shen, U. Heinz, J.-F. Paquet, I. Kozlov, and C. Gale, Phys. Rev. C **91**, 024908 (2015).
 - [26] R. Chatterjee, H. Holopainen, T. Renk, and K. J. Eskola, Phys. Rev. C **83**, 054908 (2011); R. Chatterjee, H. Holopainen, T. Renk, K. J. Eskola, J. Phys. G. Nucl. Part. Phys. **38**, 124136 (2011).
 - [27] R. Chatterjee H. Holopainen, T. Renk, and K. J. Eskola, Phys. Rev. C **85**, 064910 (2012).
 - [28] K. J. Eskola, K. Kajantie, P. V. Ruuskanen, and K. Tuominen, Nucl. Phys. B **570**, 379 (2000).
 - [29] P. Arnold, G. D. Moore, and L. G. Yaffe, JHEP **0112**, 009 (2001).
 - [30] J. Ghiglieri, J. Hong, A. Kurkela, E. Lu, G. D. Moore, and D. Teaney, JHEP **1305**, 010 (2013).
 - [31] S. Turbide, R. Rapp, and C. Gale, Phys. Rev. C **69**, 014903 (2004).
 - [32] M. Laine and Y. Schroder, Phys. Rev. D **73**, 085009 (2006).