

Generalized disconnection exponents

Wei Qian

Abstract

Motivated by the study of planar Brownian loop-soups, we extend to all $\kappa \in (0, 4]$ the definition of Brownian disconnection exponents (corresponding to $\kappa = 8/3$) and compute their values. We also give conjectures on the generalized intersection exponents. Recall that the Brownian disconnection and intersection exponents were computed by Lawler, Schramm and Werner 2001 (confirming the conjecture by Duplantier and Kwon 1988).

The generalized disconnection exponents for $\kappa \in (8/3, 4]$ are expected to be related to the dimensions of multiple points on the cluster boundaries in a planar Brownian loop-soup with intensity in $(0, 1]$ (we plan to prove it in a forthcoming work). In particular, according to the usual relation, the dimension of double points on the cluster boundaries of a loop-soup of intensity $c \in (0, 1]$ would be strictly decreasing with respect to c and equal to zero exactly when $c = 1$, leading to an interesting open question of whether such points exist for the critical loop-soup.

Our definition of disconnection exponents is based on a certain general version of radial restriction measures that we construct and study. As an important tool, we will introduce a family of radial SLEs that depend on κ and two additional parameters μ, ν , called radial hypergeometric SLEs. They constitute the radial counterpart of the chordal hypergeometric SLEs introduced earlier by the author.

Keywords: Disconnection and intersection exponents, hypergeometric SLE, conformal restriction measure, Brownian loop-soup.

1 Introduction

The disconnection and intersection exponents for n independent Brownian motions originated from the observation that certain non-disconnection and non-intersection probabilities for these Brownian motions satisfy a submultiplicativity relation. (This type of argument dates back to [HM54], in the study of self-avoiding walks.) These exponents have later been generalized to the case of a non-integer number of Brownian paths [LW99]. Their values were determined by Lawler, Schramm and Werner in a series of celebrated works [LSW01a, LSW01b, LSW02a] via SLE computations, confirming the conjecture by Duplantier and Kwon [DK88]. It turns out that these exponents are related to certain properties of Brownian paths. In particular, the determination of the disconnection exponent for $n = 2$ Brownian motions confirmed the famous Mandelbrot conjecture that the outer boundary of planar Brownian motion has Hausdorff dimension $4/3$.

In the pioneering set of works [LW00, LSW01a, LSW03] which exploited conformal invariance and introduced the notion of conformal restriction, it was explained that these exponents are closely related to properties of $\text{SLE}_{8/3}$ and SLE_6 . The purpose of the present work is to introduce and compute a generalized version of the disconnection exponents for other values of κ . We will also discuss the generalized intersection exponents and conjecture their values. These generalized

exponents will (as we plan to show in our subsequent work [Qia]) be related to geometric properties of Brownian loop-soup clusters.

1.1 Motivation

Our work is mainly motivated by the study of planar Brownian loop-soups (introduced in [LW04]) with intensity $c \in (0, 1]$. It is shown in [SW12] that this is the range of intensities for which a loop-soup a.s. forms infinitely many clusters, and that the outer boundaries of the outermost clusters form a CLE_κ where c and κ are related by

$$c(\kappa) = (6 - \kappa)(3\kappa - 8)/(2\kappa). \quad (1.1)$$

In particular, the outer boundaries of the clusters have Hausdorff dimension $1 + \kappa/8$ [RS05]. Note that the dimension of the outer boundary of a Brownian path is a.s. $4/3$, hence strictly smaller than $1 + \kappa/8$ for the range $\kappa \in (8/3, 4]$ corresponding by (1.1) to $c \in (0, 1]$. This implies that a typical point on the boundary of a loop-soup cluster does not belong to any loop (it is the limit of an infinite chain of loops). However, there do exist points that lie on some loop: If we add an independent Brownian loop into a loop-soup so that it connects several clusters, then some points of this new loop do belong to the boundary of the new cluster.

We say that a point is a *simple* (resp. *double*, or *n-tuple*) point for the loop-soup if it is visited at least once (resp. twice, or n times) in total by the loops in the loop-soup. The generalized disconnection exponents that we will define and compute in the present paper will allow us to deduce the Hausdorff dimensions of the simple and double points on the cluster boundaries, and to show that there are no triple points on the cluster boundaries. It is beyond the scope of the present paper to compute the dimensions rigorously (Derivations of this type are usually rather long, but can be done using standard techniques, for example see [Law96, KM10, BW96]. We plan to do it in a separate work [Qia].) However, according to the usual relation between the exponents and the dimensions, we can predict the following interesting phenomenon: There exist double points on subcritical cluster boundaries ($c \in (0, 1)$) and their dimension is strictly decreasing w.r.t. c . However the dimension of double points on the boundaries of the critical loop-soup clusters ($c = 1$) is exactly zero. This leads us to the following interesting open question:

Question 1.1. *Are there double points on the critical loop-soup cluster boundaries?*

If the answer is negative, then this will correspond to a new phenomenon of phase transition for loop-soups at the critical intensity.

Finally, double points on the cluster boundaries are also important in the context of decomposition of Brownian loop-soup clusters [QW]. In particular, in a critical loop-soup cluster, the results of [QW, QW18] imply that the loops that touch the boundary of the cluster can be decomposed into a Poisson point process of Brownian excursions. One natural question is to find out how to hook them back into loops. The results of [Wer16] suggest that one can exchange the trajectories of loops at random at double points of a critical loop-soup without changing its global law, so it is important to know the answer to Question 1.1 to know how much randomness is involved in the process of hooking excursions back into loops.

1.2 Main result on generalized disconnection exponents

In this section, we are going to define the generalized disconnection exponents and present our main result about them. For background on Brownian disconnection exponents, and explanation of the main ideas that lead to this generalization, see Section 2.

Our definition of the generalized disconnection exponents relies on a certain general version of restriction measures that we now define: Let Ω be the collection of all simply connected compact sets $K \subset \bar{\mathbb{U}}$ such that $0 \in K$ and $K \cap \partial\mathbb{U} = \{0\}$. Let \mathcal{Q} be the collection of all compact sets $A \subset \bar{\mathbb{U}}$ such that $\mathbb{U} \setminus A$ is simply connected and $0, 1 \notin A$. For all $A \in \mathcal{Q}$, let f_A be the conformal map from $\mathbb{U} \setminus A$ onto \mathbb{U} that leaves $0, 1$ fixed.

Definition 1.2 (General radial restriction measure). For $\kappa \in (0, 4]$ related to c by (1.1), a probability measure \mathbb{P} on Ω (or a random set K of law \mathbb{P}) is said to satisfy κ -restriction with exponents $(\alpha, \beta) \in \mathbb{R}^2$, if for all $A \in \mathcal{Q}$, we have

$$\frac{d\mathbb{P}(K)}{d\mathbb{P}_A(K)} \mathbf{1}_{K \cap A = \emptyset} = \mathbf{1}_{K \cap A = \emptyset} |f'_A(0)|^\alpha |f'_A(1)|^\beta \exp(-c(\kappa) m_{\mathbb{U}}(K, A)), \quad (1.2)$$

where $\mathbb{P}_A = \mathbb{P} \circ f_A$ and $m_{\mathbb{U}}(K, A)$ is the mass under the Brownian loop measure of all loops in \mathbb{U} that intersect both K and A . This uniquely determines the law \mathbb{P} that we denote by $\mathbf{P}_{\kappa}^{\alpha, \beta}$.

Note that general restriction properties of this type involving masses of the Brownian loop measure have been discovered for SLEs (see for example [LSW03, Dub05, Law09b]). Definition 1.2 is a radial version of this property, with general parameters α, β . When $\kappa = 8/3$, they coincide with the standard radial restriction measures studied in [Wu15]. We will also explain later in Section 1.3 that such κ -restriction measures do exist for a certain range of α, β (given explicitly in (1.8)).

Before giving our definition of the generalized disconnection exponents, we recall that for any simply connected domain $D \subset \mathbb{U}$ such that $0 \in D$, the conformal radius of D seen from the origin is defined to be $|f'(0)|^{-1}$ where f is any conformal map from D onto \mathbb{U} that leaves the origin fixed.

Definition 1.3 (Generalized disconnection exponent). Fix $\kappa \in (0, 4]$. For α, β in the range (1.8), let K be a radial restriction sample with law $\mathbf{P}_{\kappa}^{\alpha, \beta}$. Let K_0 be the connected component containing 0 of the interior of K . Let $p_{\kappa}^R(\alpha, \beta)$ be the probability that the conformal radius of K_0 seen from the origin is smaller than $1/R$. We define $\eta_{\kappa}(\alpha, \beta)$ to be the exponent such that as $R \rightarrow \infty$,

$$p_{\kappa}^R(\alpha, \beta) = R^{-\eta_{\kappa}(\alpha, \beta) + o(1)}. \quad (1.3)$$

For all $\beta \geq (6 - \kappa)/(2\kappa)$, define the generalized disconnection exponent $\eta_{\kappa}(\beta) := \eta_{\kappa}(0, \beta)$.

This definition makes sense thanks to our first main result that we now state:

Theorem 1.4. For all α, β in the range (1.8) and for all $R > 0$, we have that

$$p_{\kappa}^R(\alpha, \beta) = \sum_{n=0}^{\infty} a_{\kappa}^n(\alpha, \beta) R^{-\eta_{\kappa}^n(\alpha, \beta)}, \quad (1.4)$$

where $(\eta_{\kappa}^n(\alpha, \beta))_{n \in \mathbb{N}}$ is a positive increasing sequence given by

$$\eta_{\kappa}^n(\alpha, \beta) = \left(n^2 + n - \frac{1}{2}\right) \frac{\kappa}{8} - \frac{n-1}{2} - \frac{1}{\kappa} + \frac{\beta}{2} + \left(\frac{1}{8} \left(n + \frac{1}{2}\right) - \frac{1}{4\kappa}\right) \sqrt{16\kappa\beta + (4 - \kappa)^2} - \alpha \quad (1.5)$$

and

$$a_\kappa^n(\alpha, \beta) = \prod_{l=0, l \neq n}^{\infty} (1 - \eta_\kappa^n(\alpha, \beta)/\eta_\kappa^l(\alpha, \beta))^{-1}.$$

In particular, for all $\kappa \in (0, 4]$ the generalized disconnection exponent is given by

$$\eta_\kappa(\beta) = \eta_\kappa^0(0, \beta) = \frac{\left(\sqrt{16\beta\kappa + (4 - \kappa)^2} - (4 - \kappa)\right)^2 - 4(4 - \kappa)^2}{32\kappa}. \quad (1.6)$$

Let us make a few remarks about Theorem 1.4:

- If we take $\kappa = 8/3$, then we recover the formula established in [LSW01b]:

$$\eta(\beta) = \frac{1}{48} \left(\left(\sqrt{24\beta + 1} - 1 \right)^2 - 4 \right).$$

- Note that (1.4) is an exact series development, not just the asymptotics of the leading term as in (1.3). It would be interesting to know whether the exponents given by (1.5) have a physical meaning.
- The analytic function η_κ as in (1.6) is well-defined for a wider range of α, β than (1.8), but the geometric interpretation in terms of general restriction measures only holds for α, β in (1.8).
- For κ and c related by (1.1), equation (1.6) can be equivalently written as a function of c

$$\eta_{\kappa(c)}(\beta) = \frac{1}{48} \left(\left(\sqrt{24\beta + 1 - c} - \sqrt{1 - c} \right)^2 - 4(1 - c) \right). \quad (1.7)$$

Note that the above expression is strictly increasing in c for all $c \in (-\infty, 1]$.

- We will explain in Section 2 that the dimensions of single and double points on the cluster boundaries of a loop-soup of intensity $c \in (0, 1]$ are expected to be given by $2 - \eta_{\kappa(c)}(2)$ and $2 - \eta_{\kappa(c)}(4)$. This is the usual relation that is satisfied in the Brownian case [Law96, KM10] and we plan to prove it in a future work [Qia]. As a consequence of this prediction, by (1.7), these dimensions are strictly decreasing in c . In particular, for all $c < 1$, there exist double points on the cluster boundaries, since $2 - \eta_{\kappa(c)}(4) > 0$. However, for $c = 1$, the dimension of double points on the cluster boundaries is exactly equal to zero, since $\eta_4(4) = 2$. This leads to Question 1.1.
- Finally, we remark that in [LSW01b], the so-called annulus crossing exponents for radial SLE_κ were defined and computed. It would be interesting to investigate their relation to the disconnection exponents considered in the present paper.

1.3 Main result on general radial restriction measures

In this section, we will present our results on the general radial restriction measures defined in Definition 1.2.

As we have mentioned, restriction properties of the type (1.2) which involve masses of the Brownian loop measure have been discovered for SLE curves, see for example [LSW03, Dub05,

[Law09b]. Definition 1.2 is also a generalization of the standard radial restriction measures [Wu15] which correspond to the $\kappa = 8/3$ case.

The main important unanswered questions about these measures are (i) to determine the range of (α, β) for which $\mathbf{P}_\kappa^{\alpha, \beta}$ exists, (ii) to construct all of them and (iii) to describe their geometric properties. Here is our main result:

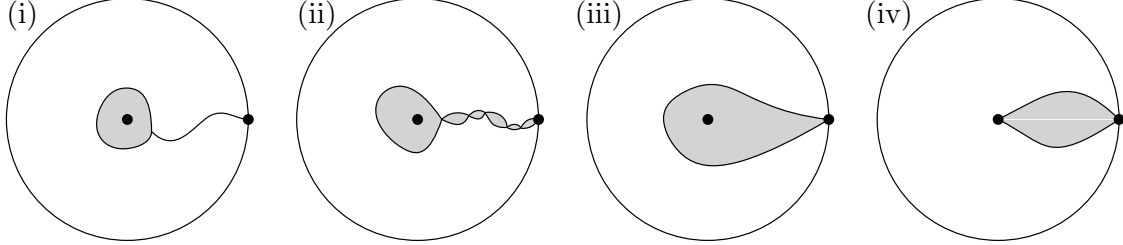


Figure 1.1: Geometric properties of some of the cases in Theorem 1.5.

Theorem 1.5. *For any $\kappa \in (0, 4]$, κ -restriction measures of parameters α, β exist for*

$$\alpha \leq \eta_\kappa(\beta), \quad \beta \geq (6 - \kappa)/(2\kappa), \quad (1.8)$$

where η_κ is the κ -disconnection exponent given by (1.6). Moreover,

- (i) *If $\beta = (6 - \kappa)/(2\kappa)$, then it is a.s. a simple curve in the neighborhood of 1, see Figure 1.1(i). If in addition $\alpha = \eta_\kappa(\beta)$, then it is just a radial SLE_κ curve (which is a simple curve).*
- (ii) *If $\beta \in ((6 - \kappa)/(2\kappa), (12 - \kappa)(\kappa + 4)/(16\kappa))$, then it is a.s. not a simple curve, but has cut-points, see Figure 1.1(ii).*
- (iii) *If $\beta \geq (12 - \kappa)(\kappa + 4)/(16\kappa)$, then it a.s. does not have cut-points, see Figure 1.1(iii).*
- (iv) *If $\alpha = \eta_\kappa(\beta)$, then it a.s. has the origin on its boundary, see Figure 1.1(iv).*

We believe that (1.8) is the maximal range for which $\mathbf{P}_\kappa^{\alpha, \beta}$ exists, but we do not plan to prove it in the present paper, since it is not our main purpose and we have not found a short proof.

Note that our results agree with the results of [Wu15] when $\kappa = 8/3$. However, our method differs from the one used in [Wu15]:

- In [Wu15], to construct radial restriction measures with parameters α, β such that $\alpha < \eta(\beta)$, Wu takes the union of a radial restriction measure of parameter $(\eta(\beta), \beta)$ with an independent Poisson point process of Brownian loops surrounding the origin of intensity $\eta(\beta) - \alpha$ (the filled set of which satisfies radial restriction with parameters $(\alpha - \eta(\beta), 0)$).
- The method above cannot be applied to $\kappa \neq 8/3$, since the union of two independent κ -restriction measures no longer satisfies κ -restriction. Therefore, we have taken another route which is to construct the outer boundaries of the restriction measures directly using a certain variant of radial SLE curves that we will introduce in Section 1.4. In particular, our result applied to $\kappa = 8/3$ also gives an SLE description of the outer boundaries of the standard radial restriction measures constructed in [Wu15].

1.4 Main results on radial hypergeometric SLE

The main tool that we use to construct the general radial restriction measures and to derive the exponents in Theorem 1.4 is a family of radial SLEs that we call (radial) hypergeometric SLE, abbreviated as hSLE. They constitute the radial analogue of the chordal hypergeometric SLEs introduced by the author in [Qia18].

The family of radial hSLEs depends on κ and two additional parameters μ and ν . They are SLE curves in a simply connected domain starting from one boundary point and targeting at one interior point with one additional marked point on the boundary. Their driving function is a Brownian motion with a drift term involving hypergeometric functions (which are real valued, but in some cases take complex parameters).

Hypergeometric functions have naturally appeared in SLE driving functions in earlier circumstances: For example, they appear in the driving functions of multiple SLEs [BBK05] and the time reversal of $\text{SLE}_\kappa(\rho)$ s [Zha10], which are special cases of the family of chordal hypergeometric SLEs. The family of radial hypergeometric SLEs also contains an example that appeared in [Sch01]: A chordal SLE_κ conditioned to pass to the right of some fixed interior point, seen as a radial SLE towards that point.

In fact, the family of radial (resp. chordal) hSLEs is characterized by a certain type of conformal restriction property (since they have exactly been introduced to construct the conformal restriction measures), hence covers most cases of radial (resp. chordal) SLEs that appear naturally in statistical physics models depending on one (resp. two) additional boundary marked point(s). In particular, they contain as special extremal cases the family of (radial or chordal) $\text{SLE}_\kappa(\rho)$ s, which constitutes the most common variant of SLE.

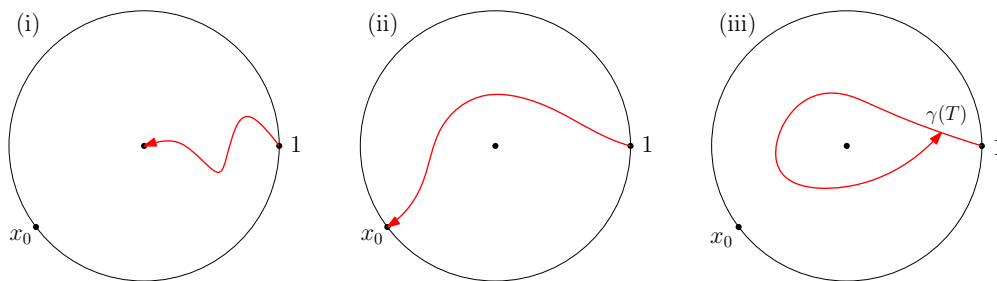


Figure 1.2: Three possible behaviors of radial hSLE

We will explicitly define radial hSLEs only in Section 3, as this will involve quite complicated equations. Here we just want to present some of their interesting geometric properties by Figure 1.2 (stated in Proposition 3.3): For $\kappa \in (0, 4]$, consider a radial $\text{hSLE}_\kappa(\mu, \nu)$ in \mathbb{U} starting at 1, targeting at 0, with a marked point x_0 . Depending on its parameters μ and ν , it can have three different behaviors: (i) it can be a simple curve from 1 to 0, in which case it is just a $\text{SLE}_\kappa(\rho)$, (ii) it can be a simple curve from 1 to x_0 which almost surely leaves 0 on its left (the example of [Sch01] falls into this case) or (iii) it can surround the origin counterclockwise before coming back and hitting itself (or the counterclockwise arc from x_0 to 1), which is a somewhat unexpected behavior for a SLE_κ -type curve with $\kappa \in (0, 4]$ (such a curve is usually simple).

1.5 Remarks on generalized intersection exponents

In this section, let us give some heuristics on how to generalize Brownian half-plane and whole-plane intersection exponents to all $\kappa \in (0, 4]$. We refer the reader to [LSW01a, LSW01b, LSW02b] for background on the standard Brownian intersection exponents.

In the half-plane case, it would be natural to define the generalized intersection exponents $\tilde{\xi}_\kappa$ in terms of a chordal version of κ -restriction measures. In fact, the chordal κ -restriction measures would exactly correspond to the chordal $\text{SLE}_\kappa(\rho)$ curves for $\rho \in (-2, \infty)$ that satisfy the following property (see for example [LSW03, Dub05, Law09b]): Let

$$\alpha(\kappa, \rho) = (\rho + 2)(\rho + 6 - \kappa)/(4\kappa). \quad (1.9)$$

Note that the range $\rho \in (-2, \infty)$ corresponds to $\alpha \in (0, \infty)$. More precisely, let γ be an $\text{SLE}_\kappa(\rho)$ curve in \mathbb{U} from 1 to -1 with marked point at 1^+ . Let \mathcal{Q}_1 be the collection of all compact sets $A \subset \overline{\mathbb{U}}$ such that $\mathbb{U} \setminus A$ is simply connected and $A \cap \partial\mathbb{U}$ is a subset of the lower half of the unit circle. For all $A \in \mathcal{Q}_1$, let \tilde{f}_A be the conformal map from $\mathbb{U} \setminus A$ onto \mathbb{U} that leaves $-1, 1$ fixed and such that $\tilde{f}'(-1) = 1$. Then for all $A \in \mathcal{Q}_1$, we have

$$\frac{d\mathbb{P}(\gamma)}{d\mathbb{P}_A(\gamma)} \mathbf{1}_{\gamma \cap A = \emptyset} = \mathbf{1}_{\gamma \cap A = \emptyset} \tilde{f}'_A(1)^{\alpha(\kappa, \rho)} \exp(-c(\kappa)m_{\mathbb{U}}(\gamma, A)), \quad (1.10)$$

where $\mathbb{P}_A = \mathbb{P} \circ \tilde{f}_A$ and $m_{\mathbb{U}}(K, A)$ is the mass of Brownian loops in \mathbb{U} that intersect both K and A .

The intersection exponents between two chordal $\text{SLE}_\kappa(\rho)$ curves in a certain setup have been computed in [Wer04] (also see [Law09a]). It would require some additional arguments to show that it gives rise to the same exponents when we consider the non-intersection probability between two chordal κ -restriction measures, when we let their endpoints tend to each other. When there are $n \geq 3$ chordal κ -restriction measures, one also needs to prove that the limiting procedure is independent of the order in which we let the n endpoints of the κ -restriction measures tend to the same point. We leave this question to the interested reader.

In the whole-plane case, one can define the generalized intersection exponents ξ_κ in terms of general radial restriction measures which are constructed in the present paper. However, it becomes much more complicated when one tries to compute the probability of non-intersection between two (or more) independent general radial restriction measures with different marked interior points.

We are not going to rigorously establish any statement about these generalized intersection exponents, but will give a conjecture about their values, based on the exponent in [Wer04], the value of η_κ in (1.6), and an analogue for $\kappa \in (0, 4]$ of the cascade relation pointed out in [LW99] for the standard ($\kappa = 8/3$) case. More precisely, let

$$V_\kappa(x) = \sqrt{16\kappa x + (4 - \kappa)^2} - (4 - \kappa), \quad V_\kappa^{-1}(x) = \frac{x^2 + 2(4 - \kappa)x}{16\kappa}. \quad (1.11)$$

Conjecture 1.6. *The half-plane intersection exponents $\tilde{\xi}_\kappa$ are given by*

$$\tilde{\xi}_\kappa(\alpha_1, \dots, \alpha_n) = V_\kappa^{-1}(V_\kappa(\alpha_1) + \dots + V_\kappa(\alpha_n)). \quad (1.12)$$

The whole-plane intersection exponents are given by $\xi_\kappa = \eta_\kappa \circ \tilde{\xi}_\kappa$, hence equal to

$$\xi_\kappa(\alpha_1, \dots, \alpha_n) = \frac{1}{32\kappa} (V_\kappa(\alpha_1) + \dots + V_\kappa(\alpha_n))^2 - \frac{1}{8\kappa} (4 - \kappa)^2. \quad (1.13)$$

1.6 Outline of the paper

The present paper will be organized as follows: In Section 2, we will explain the heuristics based on Brownian motions and loop-soups which have led us to the generalized disconnection exponents. In Section 3, we will define radial hypergeometric SLEs and deduce their geometric properties. In Section 4, we will construct the radial general restriction measures using the radial hSLEs, proving Theorem 1.5. In Section 5, we will deduce the values of the generalized disconnection exponents and also prove Theorem 1.4. Finally, we will postpone some lengthy computations for SLE to Appendix A.

2 Relation between the generalized disconnection exponents and loop-soups

In this section, we are going to recall some related background and explain the main ideas that have led us to the generalized disconnection exponents given by Definition 1.3. In particular, we will point out the heuristic relation between the generalized disconnection exponents with parameter $\kappa \in (8/3, 4]$ and the dimensions of simple and double points on the cluster boundaries in a Brownian loop-soup of intensity $c(\kappa)$.

2.1 Background on the Brownian disconnection exponents

The Brownian disconnection exponents are defined as follows: Consider n independent Brownian motions started at n uniformly chosen points on the unit circle $\partial\mathbb{U}$, and stopped upon reaching the boundary $\partial B(0, R)$ of the ball with radius R around 0. We say that a set $K \subset \mathbb{C}$ disconnects 0 from ∞ if 0 and ∞ are not in the same connected component of $\mathbb{C} \setminus K$. Let p_n^R be the probability that the union of the n stopped Brownian motions does not disconnect 0 from ∞ . Then by scale invariance and the Markov property of Brownian motions, it is easy to see that for any $R, S > 1$, we have

$$p_n^{RS} \leq p_n^R \cdot p_n^S.$$

This implies, by subadditivity, that $\log p_n^R / \log R$ converges as R goes to ∞ . The disconnection exponent $\eta(n)$ for $n \in \mathbb{N}^*$ (where \mathbb{N}^* denotes the set of all positive integers) is then defined to be

$$\eta(n) = - \lim_{R \rightarrow \infty} \log p_n^R / \log R. \quad (2.1)$$

The exponent η was then further extended to non-integer arguments [LW99], leading to a continuous one-parameter family $\eta(\beta)$. The value of $\eta(\beta)$ was determined in [LSW01b] (also see the related works [LW99, LSW01a, LSW02b, LSW02a]).

The Brownian disconnection exponents are directly related to the dimension of the outer boundary of a Brownian motion or of the double points on the outer boundary. Here is a heuristic explanation: A point is on the boundary of a Brownian motion means that the past and future parts of the Brownian motion (which are two conditionally independent Brownian motions) do not disconnect it from ∞ . Therefore (see [Law96] for more details), the Hausdorff dimension of the Brownian frontier is $2 - \eta(2)$. Similarly, if a point on the Brownian frontier is visited twice, then there need to be four Brownian arms starting from that point, hence the dimension of double points on the Brownian frontier is $2 - \eta(4)$ ([KM10]). Finally, there is no triple points on the Brownian frontier because $2 - \eta(6) < 0$ ([BW96]).

2.2 Relation between Brownian motions and restriction measures

It is not immediately clear that the exponents considered in Section 2.1 should coincide with the ones given by Definition 1.3 (when $\kappa = 8/3$), but Theorem 1.4 implies that they have the same values. In this section, we are going to give heuristic arguments which explain why it should be the case.

It was pointed out in [LSW03] that Brownian motions satisfy a certain *conformal restriction* property, which refers to the combination of conformal invariance and the following property: Loosely speaking, if we condition a certain Brownian trace in a given domain to stay in a subdomain, then its law is the same as if we directly sample a Brownian motion in this subdomain. Restriction measures have first been studied by Lawler, Schramm and Werner in [LSW03] who focused on the chordal case. This was later followed by the study of the radial case [Wu15] and of the trichordal case [Qia18]. In all three cases, these measures are characterized by a few (respectively one, two, or three) real parameters.

More precisely, let \mathbf{B} be a Brownian motion started from the origin and stopped upon hitting $\partial\mathbb{U}$ at time T . Let J be the rotated (around the origin) trace of $\mathbf{B}([0, T])$ so that $J \cap \partial\mathbb{U} = \{1\}$. Let K be the filling of J , namely the complement of the unbounded connected component of $\mathbb{C} \setminus J$. Then K satisfies the radial restriction property with parameters $(0, 1)$ at the marked points 0 and 1 in \mathbb{U} . In other words, its law is determined by the following property: For all $A \in \mathcal{Q}$, we have

$$\mathbb{P}(K \cap A = \emptyset) = f'_A(1),$$

where (we recall that) \mathcal{Q} and f_A have been defined just before Definition 1.2.

This suggests that we can also relate the Brownian disconnection exponents to radial restriction measures. For example, let \mathbf{B} be a Brownian motion starting at 1 and exiting $\partial B(0, R)$ at time T . The probability p_1^R changes at most by a multiplicative constant if we condition on $\mathbf{B}(T) = R$. (To deduce this fact, one can for example decompose the trajectory of \mathbf{B} at the last time τ that it reaches $\partial B(0, R/2)$, see [LW04]. Then $B([\tau, T])$ has a positive probability of not contributing to the event of disconnection, uniformly on the position of $B(T)$). We then condition on $\mathbf{B}(T) = R$ and let φ be the conformal map from $B(0, R)$ onto \mathbb{U} which maps $1, R$ to $0, 1$. By conformal invariance of Brownian motion, the filling of $\varphi(\mathbf{B}([0, T]))$ is a radial restriction sample with parameters $(0, 1)$ at the marked points 0 and 1 in \mathbb{U} . Moreover, $\varphi(0) \in \mathbb{R}^-$ and $|\varphi(0)|$ is of order $1/R$. This leads to an alternative and equivalent definition of $\eta(1)$: Let K be a radial restriction measure in \mathbb{U} with parameters $(0, 1)$ at the marked points 0 and 1. Let \tilde{p}^R be the probability that K does not disconnect $-1/R$ from ∞ . Then define

$$\eta(1) = - \lim_{R \rightarrow \infty} \log \tilde{p}^R / \log R. \quad (2.2)$$

For $n \in \mathbb{N}_{\geq 2}$, the union of n independent Brownian motions started at 0 and conditioned to exit $\partial\mathbb{U}$ at 1 (which can be achieved by rotation) satisfies radial restriction with parameters $(0, n)$. This suggests that $\eta(n)$ could be similarly defined in terms of a radial restriction measure of parameters $(0, n)$. However, the n Brownian motions in the original definition (given in Section 2.1) all start at different points on the unit circle. It involves some additional difficulty to establish the equivalence between the original definition and a definition using restriction measures. Indeed, it turns out to be more complicated to estimate the disconnection probability when we change the positions of the starting points of the Brownian motions than when we change their exiting points.

We remark that Definition 1.3 (applied to $\kappa = 8/3$ and $n = 1$) is very similar to the definition given by (2.2), except that we considered in Definition 1.3 the event that the conformal radius of K is $\leq 1/R$, instead of the event that K does not disconnect $1/R$ from ∞ . However, these two events are within constant multiplicative factors from each other, hence Definition 1.3 and (2.2) indeed yield the same exponent. This can for example be proven by Koebe 1/4 theorem and basic estimates on SLE, but we do not plan to carry it out here. One reason in favor of considering the probability that the conformal radius of K is small, rather than \tilde{p}^R , is that the first quantity is invariant w.r.t. rotation of K .

2.3 On the generalized disconnection exponents

In this section, we will comment on Definition 1.3. Before that, we first introduce another way of defining the generalized disconnection exponents which only involves loop-soups and Brownian motions. This definition is analogous to the definition of the Brownian disconnection exponents in Section 2.1.

Fix $\kappa \in (8/3, 4]$ and $c \in (0, 1]$ related to each other by (1.1). Let Λ be a Brownian loop-soup of intensity c in the whole plane. For all $R > S$, let $\Lambda_{R,S}$ be the collection of all the loops in Λ which are contained in $B(0, R)$, but not contained in $B(0, S)$. Consider n independent Brownian motions started at n uniformly chosen points on $\partial B(0, S)$ and stopped upon reaching $\partial B(0, R)$. Let $p(c, n, R, S)$ be the probability that the union of the n stopped Brownian motions together with all the loops in $\Lambda_{R,S}$ does not disconnect 0 from ∞ . See Figure 2.1. By scale invariance and the

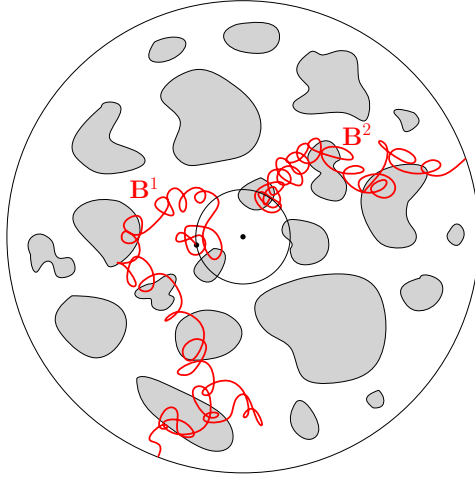


Figure 2.1: We illustrate the event (for $n = 2$) that the union of two Brownian motions together with the loop-soup $\Lambda_{R,1}$ does not disconnect the origin from ∞ . The two Brownian motions are depicted in red and the filled outermost clusters of $\Lambda_{R,1}$ are depicted in grey.

Markov property of the Brownian motions and the loop-soup, we have that for all $R_1, R_2 > 1$,

$$p(c, n, R_1 R_2, 1) \leq p(c, n, R_1, 1) p(c, n, R_2, 1).$$

By subadditivity, this implies that $\log p(c, n, R, 1) / \log R$ converges as $R \rightarrow \infty$. We can then define the generalized disconnection exponent of n Brownian motions in a loop-soup of intensity c to be

the following

$$- \lim_{R \rightarrow \infty} \log p(c, n, R, 1) / \log R. \quad (2.3)$$

This way of defining the disconnection exponents makes it intuitive that they should be related to the dimensions of simple and double points on the boundaries of loop-soup clusters, since one can apply almost the same reasoning as for the standard Brownian case (as we have explained at end of Section 2.1). Nevertheless, rigorously deriving these dimensions is rather technical (similar to [Law96, KM10]) and will be done in a separate work [Qia].

Similarly to Section 2.2, we will now relate these generalized exponents to general restriction measures. The relation comes from the following observation, which is the radial analogue of the chordal result in [WW13] (and can be proven using similar ideas):

Lemma 2.1. *Let K be a standard radial restriction sample in \mathbb{U} with marked points $0, 1$ and exponents (α, β) . Let $\mathcal{C}(K)$ be the union of K with all the clusters that it intersects in an independent loop-soup of intensity $c(\kappa)$ in \mathbb{U} . Then the filling of $\mathcal{C}(K)$ satisfies radial κ -restriction of the type (1.2) with exponents (α, β) .*

This then explains the reason why we defined the generalized exponents in Definition 1.3 using general radial restriction measures.

However, as in the Brownian case, except for $n = 1$, it is not straightforward to establish the equivalence between the definition (2.3) and Definition 1.3 (when both of them are defined, i.e., when the argument is $n \in \mathbb{N}^*$). We also plan to tackle this difficulty in [Qia].

Finally, let us emphasize that Definition 1.3 via the general restriction measures has the advantage of being valid for non-integer n and all $\kappa \in (0, 4]$. Note that the loop-soup interpretation (and also Lemma 2.1) only makes sense for $\kappa \in (8/3, 4]$.

3 Radial hypergeometric SLE

In this section, we will explicitly define the radial hypergeometric SLEs and analyze their geometric properties.

3.1 The Loewner equation

Let us first recall that radial Loewner evolution K_t in $\overline{\mathbb{U}}$ started from 1 and targeting at the origin can be parametrized by the following Loewner equation

$$\partial_t g_t(z) = g_t(z) \frac{e^{iW_t} + g_t(z)}{e^{iW_t} - g_t(z)}, \quad g_0(z) = z, \quad (3.1)$$

in a way that g_t is the conformal map from $\mathbb{U} \setminus K_t$ onto \mathbb{U} such that $g_t(0) = 0$ and $g'_t(0) = \exp(-t)$.

Schramm invented in [Sch00] the SLE processes by using as an input driving functions W_t that are Brownian motions. In particular, a radial SLE_κ is generated by $W_t = \sqrt{\kappa} B_t$ in (3.1), where B_t is a standard Brownian motion. Recall that for $\kappa \in (0, 4]$, SLE_κ is a.s. a simple curve.

There is a common variant of radial SLE_κ which is called radial $\text{SLE}_\kappa(\rho)$. They are random curves in $\overline{\mathbb{U}}$ started from 1 targeting at the origin with an additional marked point $x_0 := \exp(-2\theta_0 i)$

for $\theta_0 \in (0, \pi)$. They are generated by (3.1) with driving function W_t which is the unique solution of the following equations where $\theta_t = (W_t - V_t)/2$

$$\begin{aligned} dW_t &= \sqrt{\kappa} dB_t + \frac{\rho}{2} \cot(\theta_t) dt \\ dV_t &= -\cot(\theta_t) dt, \quad V_0 = -2\theta_0. \end{aligned}$$

Note that if we let $x_t := g_t(x_0)$, then $x_t = \exp(iV_t)$.

In the following, we aim to introduce a new variant of radial SLE processes: They are also random curves in $\overline{\mathbb{U}}$ started from 1 targeting at the origin with one marked point $x_0 := \exp(-2\theta_0 i)$ for $\theta_0 \in (0, \pi)$. These curves will depend on κ and two real parameters μ and ν and we denote them by $\text{hSLE}_\kappa(\mu, \nu)$.

We will first recall some preliminaries on hypergeometric functions in Section 3.2, then define in Section 3.3 some function G (depending on κ, μ and ν) in terms of hypergeometric functions. Then, we will choose the driving function W_t of such an hSLE process to be the solution of the following equations where $\theta_t = (W_t - V_t)/2$

$$\begin{aligned} dW_t &= \sqrt{\kappa} dB_t + \frac{\kappa}{2} \frac{G'(\theta_t)}{G(\theta_t)} dt \\ dV_t &= -\cot(\theta_t) dt, \quad V_0 = -2\theta_0. \end{aligned} \tag{3.2}$$

Finally, in Section 3.4, we will discuss the basic geometric properties of the hSLE's defined above, as the parameters vary in a certain range.

3.2 Preliminaries on hypergeometric functions

In this section, we will give some preliminaries on hypergeometric functions.

For all $a, b \in \mathbb{C}$ and $c \in \mathbb{R} \setminus \mathbb{Z}_-$ (where \mathbb{Z}_- is the set of all non-positive integers), the hypergeometric function ${}_2F_1(a, b; c; \cdot)$ is defined for all $|z| < 1$ by the power series

$${}_2F_1(a, b; c; z) = \sum_{n=0}^{\infty} \frac{(a)_n (b)_n}{(c)_n} \frac{z^n}{n!}, \tag{3.3}$$

where $(x)_0 = 1$ and $(x)_n = x(x+1) \cdots (x+n-1)$ for all $n > 0$. It can then be analytically extended to $\mathbb{C} \setminus [1, \infty)$ and is a particular solution of Euler's hypergeometric differential equation

$$z(1-z)u''(z) + (c - (a+b+1)z)u'(z) - abu(z) = 0. \tag{3.4}$$

If $c - a - b$ is not an integer, then for all $z > 0$, we have (see for example [AS92])

$$\begin{aligned} {}_2F_1(a, b; c; z) &= \frac{\Gamma(c)\Gamma(c-a-b)}{\Gamma(c-a)\Gamma(c-b)} z^{-a} {}_2F_1\left(a, a-c+1; a+b-c+1; 1-\frac{1}{z}\right) \\ &\quad + \frac{\Gamma(c)\Gamma(a+b-c)}{\Gamma(a)\Gamma(b)} (1-z)^{c-a-b} z^{a-c} {}_2F_1\left(c-a, 1-a; c-a-b+1; 1-\frac{1}{z}\right), \end{aligned} \tag{3.5}$$

and for all $z < 0$, we have

$$\begin{aligned} {}_2F_1(a, b; c; z) &= \frac{\Gamma(c)\Gamma(b-a)}{\Gamma(b)\Gamma(c-a)} (-z)^{-a} {}_2F_1\left(a, a-c+1; a-b+1; \frac{1}{z}\right) \\ &\quad + \frac{\Gamma(c)\Gamma(a-b)}{\Gamma(a)\Gamma(c-b)} (-z)^{-b} {}_2F_1\left(b, b-c+1; -a+b+1; \frac{1}{z}\right). \end{aligned} \tag{3.6}$$

3.3 The function G : definition and properties

In this section, we are going to define the function G and determine some of its basic properties.

Throughout, G depends on the parameters κ and μ, ν . To simplify the notations, we define some auxiliary parameters:

$$\left. \begin{aligned} q_1(\kappa, \mu) &= \frac{1}{2\kappa} \sqrt{16\kappa\mu + (4 - \kappa)^2}, & q_2(\kappa, \nu) &= \frac{1}{4\kappa} \sqrt{16\kappa\nu + (4 - \kappa)^2}, \\ a &= \frac{1}{4} + q_1(\kappa, \mu) + q_2(\kappa, \nu), & b &= \frac{1}{4} - q_1(\kappa, \mu) + q_2(\kappa, \nu), & c &= 1 + 2q_2(\kappa, \nu), \\ d &= -\frac{1}{\kappa} + \frac{1}{4} + q_2(\kappa, \nu), & e &= 2\mu - \frac{(6 - \kappa)(\kappa - 2)}{8\kappa}. \end{aligned} \right| \quad (3.7)$$

We will restrict ourselves to (μ, ν) in the range

$$(i) \nu \geq 0, \quad (ii) \mu \leq \frac{\kappa}{64} + \nu + \frac{1}{32} \sqrt{16\kappa\nu + (4 - \kappa)^2}. \quad (3.8)$$

Note that (ii) is equivalent to $b \geq 0$. For $\mu < -(4 - \kappa)^2/(16\kappa)$, we interpret the square root in $q_1(\kappa, \mu)$ as

$$q_1(\kappa, \mu) = \frac{i}{2\kappa} \sqrt{-16\kappa\mu - (4 - \kappa)^2}.$$

Our definition of $\text{hSLE}(\mu, \nu)$ actually works for a slightly larger range of (μ, ν) , but will only correspond to general restriction measures if (μ, ν) is in (3.8).

Definition 3.1. Let G be the function that sends $\theta \in (0, \pi)$ to

$$\begin{aligned} G(\theta) &:= \frac{\Gamma(c)\Gamma(1/2)}{\Gamma(c-a)\Gamma(c-b)} \left(1 + (\cot \theta)^2\right)^{a-d} {}_2F_1\left(a, a-c+1; \frac{1}{2}; -(\cot \theta)^2\right) \\ &\quad + \frac{\Gamma(c)\Gamma(-1/2)}{\Gamma(a)\Gamma(b)} \cot \theta \left(1 + (\cot \theta)^2\right)^{b-d} {}_2F_1\left(c-a, 1-a; \frac{3}{2}; -(\cot \theta)^2\right). \end{aligned} \quad (3.9)$$

Let us make a few remarks about the definition.

- The function G is well defined and analytic on $(0, \pi)$, since $-(\cot \theta)^2 < 0$ and both $1/2$ and $3/2$ are not in \mathbb{N}_- . By (3.5), for $\theta \in (0, \pi/2)$, G can be simplified to

$$G(\theta) = (\sin \theta)^{2d} {}_2F_1(a, b; c; (\sin \theta)^2). \quad (3.10)$$

For $\theta \in [\pi/2, \pi)$, G is the analytic extension of (3.10).

- The function G is real for (μ, ν) in (3.8). This is clear when $\mu \geq (4 - \kappa)^2/(16\kappa)$, since a, b, c, d are all real in this case. When $\mu < (4 - \kappa)^2/(16\kappa)$, c, d are still real and a, b are complex conjugates, hence the coefficients in (3.3) are all real and G is still real.
- In the limiting case $b = 0$, we have $\Gamma(b) = \infty$, but G is still well-defined as a limit and for all $\theta \in (0, \pi)$, we have

$$G(\theta) = (\sin \theta)^{2d}.$$

In this case, the SLE defined by (3.2) and (3.1) is just a radial $\text{SLE}_\kappa(\rho)$ for $\rho = 2\kappa d$.

We have in fact chosen G to be solution of (3.11) (for some reasons that will be clear in Lemma 4.2). See the following lemma.

Lemma 3.2. *The function G satisfies the following differential equation*

$$e - \frac{\nu}{2 \sin(\theta)^2} + \frac{G'(\theta) \cot(\theta)}{G(\theta)} + \frac{\kappa}{8} \frac{G''(\theta)}{G(\theta)} = 0. \quad (3.11)$$

Proof. For $\theta \in (0, \pi/2)$, we can make the change of variable $z = (\sin \theta)^2$ and let $H(z) = G(\theta)$. Then (3.11) is equivalent to another differential equation for $H(z)$:

$$e - \frac{\nu}{2z} + \frac{H'(z)}{H(z)} \left(\left(1 + \frac{\kappa}{4}\right) - \left(1 + \frac{\kappa}{2}\right) z \right) + \frac{H''(z)}{H(z)} \frac{\kappa}{2} z(1-z) = 0. \quad (3.12)$$

The equation (3.12) is a modified hypergeometric differential equation and has

$$H(z) = z^d {}_2F_1(a, b; c; z)$$

as one of its two linearly independent solutions. This shows that (3.10) satisfies (3.11) for $\theta \in (0, \pi/2)$. Since (3.9) is the analytic continuation of (3.10) and the coefficients of (3.11) are clearly analytic on $(0, \pi)$, we get that (3.9) is a solution of (3.11). \square

Let us now derive some asymptotic behaviors of G as θ tends to 0 and π , which will be useful in the next section. According to the identity (3.6), the first and second terms of (3.9) are respectively equivalent to $C_1 \cdot |\cot \theta|^{-2d}$ and $C_2 \cdot |\cot \theta|^{-2d-1}(\cot \theta)$ where

$$C_1 = \frac{\Gamma(c)\Gamma(1/2)}{\Gamma(c-a)\Gamma(c-b)} \cdot \frac{\Gamma(1/2)\Gamma(1-c)}{\Gamma(a-c+1)\Gamma(1/2-a)}, \quad (3.13)$$

and

$$C_2 = \frac{\Gamma(c)\Gamma(-1/2)}{\Gamma(a)\Gamma(b)} \cdot \frac{\Gamma(3/2)\Gamma(1-c)}{\Gamma(1-a)\Gamma(3/2-c+a)}. \quad (3.14)$$

Using the relation $a + b + 1/2 = c$ and the reflection identity $\Gamma(z)\Gamma(1-z) = \pi/\sin(\pi z)$, we can in fact deduce that $C_1 = C_2$. We can therefore deduce the following asymptotics:

- As θ tends to 0, we have $G(\theta) \sim (\cot \theta)^{-2d} \sim \theta^{2d}$. This can also be directly deduced from (3.10). It is also easy to see that the second leading term of G is of some smaller polynomial order of $\sin \theta$, hence we have

$$\frac{G'(\theta)}{G(\theta)} \underset{\theta \rightarrow 0}{=} \frac{2d}{\theta} + o(1/\theta). \quad (3.15)$$

- As θ tends to π , the leading terms of the two terms in (3.9) are respectively equivalent to $C_3 \cdot |\cot(\theta)|^{2c-2-2d}$ and $C_4 \cdot |\cot(\theta)|^{2c-2-2d-1}(\cot \theta)$ where

$$C_3 = \frac{\Gamma(c)\Gamma(1/2)}{\Gamma(c-a)\Gamma(c-b)} \cdot \frac{\Gamma(1/2)\Gamma(c-1)}{\Gamma(a)\Gamma(-1/2-a+c)}, \quad (3.16)$$

$$C_4 = \frac{\Gamma(c)\Gamma(-1/2)}{\Gamma(a)\Gamma(b)} \cdot \frac{\Gamma(3/2)\Gamma(c-1)}{\Gamma(c-a)\Gamma(1/2+a)}. \quad (3.17)$$

Note that this time $C_3 = -C_4$, hence We have

$$G(\theta) \sim (C_3 - C_4) \cdot |\pi - \theta|^{2d+2-2c}. \quad (3.18)$$

and also

$$\frac{G'(\theta)}{G(\theta)} \underset{\theta \rightarrow \pi}{=} \frac{2c - 2 - 2d}{\pi - \theta} + O(1). \quad (3.19)$$

Note that $2c - 2 - 2d > 0$.

3.4 Geometric properties of radial hSLE

In this subsection, we will study the boundary and self hitting behaviors of the radial hSLE $_{\kappa}(\mu, \nu)$ defined by plugging G into (3.2) and the radial Loewner equation (3.1). Note that such a radial hSLE is clearly well defined before the curve hits the boundary or itself, because it is locally absolutely continuous w.r.t. an ordinary radial SLE $_{\kappa}$ process.

Let γ be a radial hSLE $_{\kappa}(\mu, \nu)$ starting at 1 with a marked point $x_0 \in (0, \pi)$. We define the stopping time

$$T := \inf\{t > 0 : \text{there exists } \varepsilon > 0 \text{ such that } \gamma(t) \in \partial\mathbb{U} \text{ or } \gamma(t) \in \gamma([0, t - \varepsilon])\}. \quad (3.20)$$

By definition, $\gamma([0, T])$ is a simple curve contained in \mathbb{U} except at its endpoints where it can be boundary or self touching. We aim to prove the following proposition:

Proposition 3.3. *Radial hSLE $_{\kappa}(\mu, \nu)$ has the following a.s. properties (see Figure 1.2):*

- (i) *If $b = 0$, then it is a radial SLE $_{\kappa}(\rho)$ with $\rho = \kappa/2 - 2 + 2\kappa q_2$. We have $T = \infty$ and $\gamma(\infty) = 0$. See Figure 1.2(i).*
- (ii) *If $\nu \geq \frac{1}{2} - \kappa/16$, then $T < \infty$ and $\gamma(T) = x_0$. Moreover $\gamma([0, T])$ leaves the origin at its left. See Figure 1.2(ii).*
- (iii) *If $\nu < \frac{1}{2} - \kappa/16$, then $T < \infty$ and $\gamma(T) \in \partial_t$, where ∂_t is the counterclockwise part of the boundary of $\mathbb{U} \setminus \gamma[0, t]$ from x_0 to γ_t . In particular, $\gamma([0, T])$ disconnects the origin from ∞ counterclockwisely. See Figure 1.2(iii).*

Proof. Note that θ_t is solution to the stochastic differential equation

$$d\theta_t = \frac{\sqrt{\kappa}}{2} dB_t + \frac{\kappa}{4} \frac{G'(\theta_t)}{G(\theta_t)} dt + \frac{1}{2} \cot \theta_t dt. \quad (3.21)$$

The drift term in (3.21) is continuous in θ_t for $\theta_t \in (0, \pi)$ and tends to ∞ when θ_t approaches 0 and π with respective speeds

$$\left(\frac{\kappa}{2}d + 1/2\right) \frac{1}{\theta_t} + O(1) \text{ as } \theta_t \rightarrow 0 \quad \text{and} \quad \left(-\frac{\kappa}{4}(2d + 2 - 2c) - \frac{1}{2}\right) \frac{1}{\pi - \theta_t} + O(1) \text{ as } \theta_t \rightarrow \pi$$

due to (3.15) and (3.19). One can then make a Girsanov transformation of the type [Wer04], and show that:

- When θ_t is in a neighborhood of 0, it is absolutely continuous w.r.t. the solution of the following SDE:

$$d\theta_t = \frac{\sqrt{\kappa}}{2}dB_t + \left(\frac{\kappa}{2}d + 1/2\right)\frac{1}{\theta_t}dt, \quad (3.22)$$

which is a Bessel process with dimension $2 + 4q_2(\kappa, \nu) > 2$. Hence θ_t will never hit 0 (except eventually at its starting point if we let it start from 0). The hSLE is locally absolutely continuous w.r.t. an $\text{SLE}_\kappa(2\kappa d)$ process.

- When θ_t is in a neighborhood of π , the process $\pi - \theta_t$ is absolutely continuous w.r.t. the solution of the following SDE:

$$d\omega_t = \frac{\sqrt{\kappa}}{2}dB_t + \left(\frac{\kappa}{4}(2d + 2 - 2c) + 1/2\right)\frac{1}{\omega_t}dt, \quad (3.23)$$

which is a Bessel process with dimension $2 - 4q_2(\kappa, \nu) < 2$. Hence θ_t will a.s. hit π at a finite time.

The above arguments show that the associated hSLE will a.s. not hit the clockwise part of the boundary of $\mathbb{U} \setminus \gamma[0, t]$ from x_0 to $\gamma(t)$, but will always a.s. disconnect x_0 from the origin. At the disconnection time, the hSLE either hits exactly x_0 or can hit some other point on ∂_t , always leaving the origin at its left. To see which case we are in, one needs to do a coordinate change (of the type [SW05]).

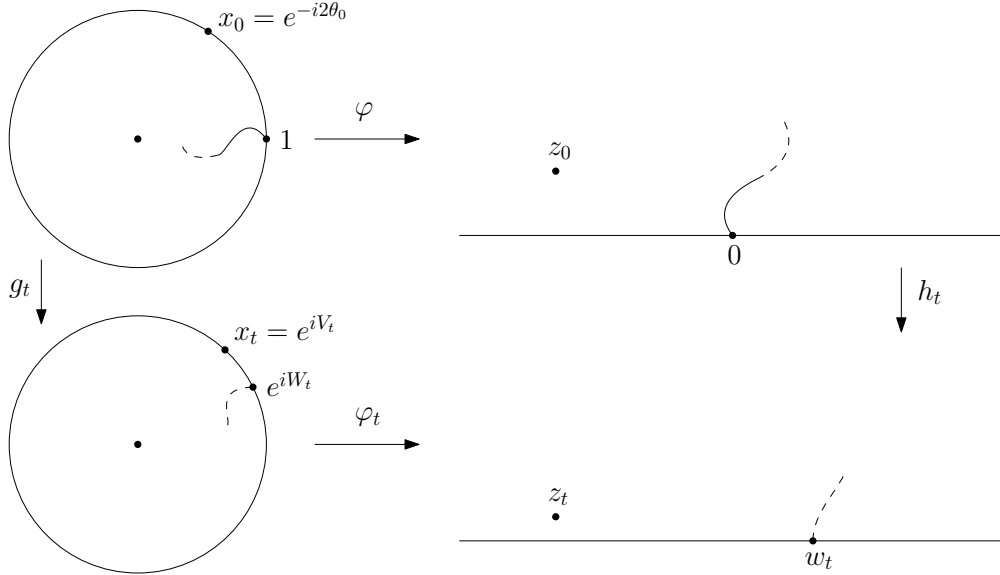


Figure 3.1: The change of coordinate for the radial hSLE

We want to view the hSLE curve γ in \mathbb{U} as a chordal SLE starting from 1 aiming at x_0 with an interior marked point at 0. We map γ to the upper half-plane (see Figure 3.1) by a Möbius map φ from \mathbb{U} onto \mathbb{H} that sends $1, x_0$ to $0, \infty$ and given by

$$\varphi(x) = C \frac{\psi(x)}{\psi(x) + \tan(\theta_0)},$$

where $C \in \mathbb{R}$ and $\psi(x) = i(1-x)/(1+x)$, so that $\psi^{-1}(z) = (i-z)/(i+z)$. This implies

$$\varphi^{-1}(z) = \frac{i(C-z) - z \tan(\theta_0)}{i(C-z) + z \tan(\theta_0)} = e^{-2i\theta_0} \left(1 - \frac{iC \sin(2\theta_0)}{z} + O(1/z^2) \right).$$

For all $t < T$, let $x_t = g_t(x_0) = e^{iV_t}$. Let φ_t be the Möbius map from \mathbb{U} onto \mathbb{H} such that the map $h_t := \varphi_t \circ g_t \circ \varphi^{-1}$ is normalized at infinity in a way that there exist $s(t) \in \mathbb{R}$,

$$h_t(z) = z + 2s(t)/z + O(1/z^2) \quad \text{as } z \rightarrow \infty. \quad (3.24)$$

Let $w_t = \varphi_t(e^{iW_t})$ and $z_t = \varphi_t(0)$. Note that since φ_t sends x_t to ∞ , there exists $C_t \in \mathbb{R}$ such that

$$\varphi_t(x) = w_t + C_t \frac{\psi(e^{-iW_t}x)}{\psi(e^{-iW_t}x) + \tan(\theta_t)} = w_t + \frac{iC_t(e^{iW_t} - x)}{(\tan(\theta_t) - i)(x - x_t)}. \quad (3.25)$$

Developing g_t at $z = \infty$, we get

$$g_t(\varphi^{-1}(z)) - x_t = -g'_t(x_0)iC \sin(2\theta_0)e^{-2i\theta_0} \frac{1}{z} + O(1/z^2).$$

We can then develop $h_t(z)$ at $z = \infty$ and get its leading term

$$-\frac{iC_t(e^{iW_t} - x_t)}{(\tan(\theta_t) - i)e^{-2i\theta_0}g'_t(x_0)iC \sin(2\theta_0)} z. \quad (3.26)$$

By (3.24), the coefficient in (3.26) should be equal to 1, yielding

$$C_t/C = \frac{(\tan(\theta_t) - i)g'_t(x_0) \sin(2\theta_0)}{(x_t - e^{iW_t})e^{2i\theta_0}} = e^{-iV_t}g'_t(x_0)e^{-2i\theta_0} \sin(2\theta_0)/\sin(2\theta_t).$$

Now we want to inspect the quantity $X_t := |z_t - w_t|$. The chordal SLE goes to infinity if and only if X_t goes to infinity. Note that by (3.25), we have

$$z_t - w_t = C_t \cos(\theta_t) e^{i\theta_t}.$$

This implies that for some $C' \in \mathbb{R}$,

$$X_t = C_t \cos(\theta_t) = C' e^{-iV_t} g'_t(x_0) / \sin(\theta_t). \quad (3.27)$$

Applying Itô calculus to (3.27), we get that

$$d \log X_t = -\frac{1}{2(\sin \theta_t)^2} - \frac{\cot(\theta_t)}{2} \left(\sqrt{\kappa} dB_t + \frac{\kappa}{2} \frac{G'(\theta_t)}{G(\theta_t)} + \cot(\theta_t) \right) dt + (1 + (\cot \theta_t)^2) \frac{\kappa}{8} dt. \quad (3.28)$$

Note that as $t \rightarrow T$, we have $\theta_t \rightarrow \pi$, so $\cot \theta_t \sim -\sin \theta_t \rightarrow 0$. Making the change of time $r(t) = \int_0^t (\cot \theta_s)^2 ds$ and letting $\tilde{X}_{r(t)} = X_t$, we get that as $t \rightarrow T$, we have

$$d \log \tilde{X}_r = \frac{\sqrt{\kappa}}{2} dB_r + \left(\frac{\kappa}{8} - 1 - \frac{\kappa}{4}(2d + 2 - 2c) + o(1) \right) dr.$$

The process $\log X_t$ converges to $-\infty$ as $t \rightarrow T$ if and only if $\log \tilde{X}_r$ converges to $-\infty$ as $r \rightarrow \infty$. This happens if and only if

$$\frac{\kappa}{8} - 1 - \frac{\kappa}{4}(2d + 2 - 2c) = \frac{\kappa}{2} q_2(\kappa, \nu) - \frac{1}{2} < 0.$$

The inequality above is also equivalent to $\nu < \frac{1}{2} - \kappa/16$. Therefore, if $\nu \geq \frac{1}{2} - \kappa/16$, then the chordal curve $\varphi(\gamma)$ in \mathbb{H} goes to ∞ , corresponding to the event that γ hits x_0 , as in case (ii) of Proposition 3.3. Otherwise if $\nu < \frac{1}{2} - \kappa/16$, then $\varphi(\gamma)$ hits \mathbb{R}^- swallowing z , corresponding to the event that $\gamma(T) \in \partial_t$, as in case (iii) of Proposition 3.3. \square

4 Construction of general radial restriction measures

In this section, we will construct general radial restriction measures using the radial hSLE processes, and consequently prove Theorem 1.5.

Throughout, we fix $\kappa \in (0, 4]$ and μ, ν in the range (3.8). Let a, b, c, d, e be given by (3.7). We will first construct a random set K in Section 4.1, then prove in Section 4.2 that it indeed satisfies radial κ -restriction and determine its parameters.

4.1 Method of construction

Let us now explicitly construct the random set K . Let γ be a radial hSLE $_{\kappa}(\mu, \nu)$ from 1 aiming at the origin with a marked point at 1^- (directly below 1). Let T be the stopping time defined by (3.20). The definition of K depends on the parameters μ, ν , as follows:

- (i) If $b = 0$, then γ is an SLE $_{\kappa}(\rho)$ curve according to (i) in Proposition 3.3.
 - (ia) If $\nu = 0$, then $\rho = 0$, hence γ is a radial SLE $_{\kappa}$. Let K be $\gamma([0, \infty])$ which is a simple curve from 1 to 0.
 - (ib) If $\nu > 0$, then in the domain $\mathbb{U} \setminus \gamma$, we grow a chordal SLE $_{\kappa}(\rho - 2)$ curve γ' from 1 to 0 with a marked point immediately to its right. Let K be the compact set enclosed by γ and γ' . See Figure 4.1(ib).
- (ii) If $b > 0$ and $\nu \geq \frac{1}{2} - \kappa/16$, then γ will a.s. make a simple counterclockwise loop around the origin before returning to 1 at time T , according to (ii) in Proposition 3.3. Let K be the compact set enclosed by $\gamma([0, T])$. See Figure 4.1(ii).
- (iii) If $b > 0$ and $\nu \in [0, \frac{1}{2} - \kappa/16)$, then γ will a.s. make a counterclockwise loop around the origin, before intersecting its own left boundary at time T , according to (iii) in Proposition 3.3.
 - (iiia) If $\nu = 0$, then let K be the compact set enclosed by $\gamma([0, T])$. See Figure 4.1(iiia).
 - (iiib) If $\nu > 0$, then in the connected component of $\mathbb{U} \setminus \gamma([0, T])$ which does not contain the origin, we grow a SLE $_{\kappa}(\rho)$ curve γ' from 1 to $\gamma(T)$ with a marked point immediately to its right. Then let K be the compact set enclosed by γ and γ' . See Figure 4.1(iiib).

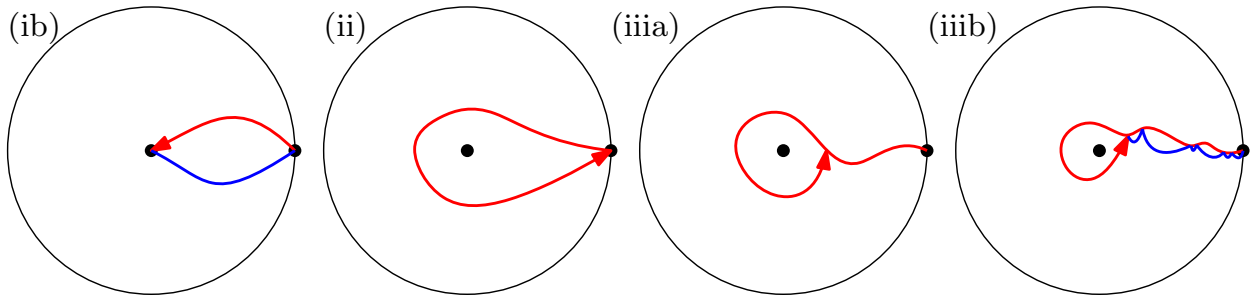


Figure 4.1: Illustration of the construction of K in different cases. We first run the red curves which are hSLE. Then in some cases, we run a second blue curve which is distributed as SLE $_{\kappa}(\rho)$.

4.2 General restriction property

The goal of this section is to prove the following proposition.

Proposition 4.1. *The set K constructed in Section 4.1 satisfies radial κ -restriction property with exponents*

$$\alpha = 2\mu, \quad \beta = \frac{1}{\kappa} + \nu + 2q_2(\kappa, \nu). \quad (4.1)$$

We first remark that Proposition 4.1 does imply Theorem 1.5: The method in Section 4.1 constructs all κ -restriction measures with exponent (α, β) for $\kappa \in (0, 4]$ and (α, β) in the range

$$\alpha \leq \eta_\kappa(\beta), \quad \beta \geq (6 - \kappa)/(2\kappa).$$

More precisely, the different cases of Section 4.1 correspond to the following ranges of parameters:

- (ia) corresponds to $\alpha = \eta_\kappa(\beta), \beta = (6 - \kappa)/(2\kappa)$;
- (ib) corresponds to $\alpha = \eta_\kappa(\beta), \beta \geq (6 - \kappa)/(2\kappa)$;
- (ii) corresponds to $\alpha < \eta_\kappa(\beta), \beta \geq (12 - \kappa)(\kappa + 4)/(16\kappa)$;
- (iiia) corresponds to $\alpha < \eta_\kappa(\beta), \beta = (6 - \kappa)/(2\kappa)$;
- (iiib) corresponds to $\alpha < \eta_\kappa(\beta), \beta \in ((6 - \kappa)/(2\kappa), (12 - \kappa)(\kappa + 4)/(16\kappa))$.

The geometric properties of radial hSLEs given by Proposition 3.3 then imply the geometric properties of radial κ -restriction measures, as described in Theorem 1.5 (also see Figure 1.1).

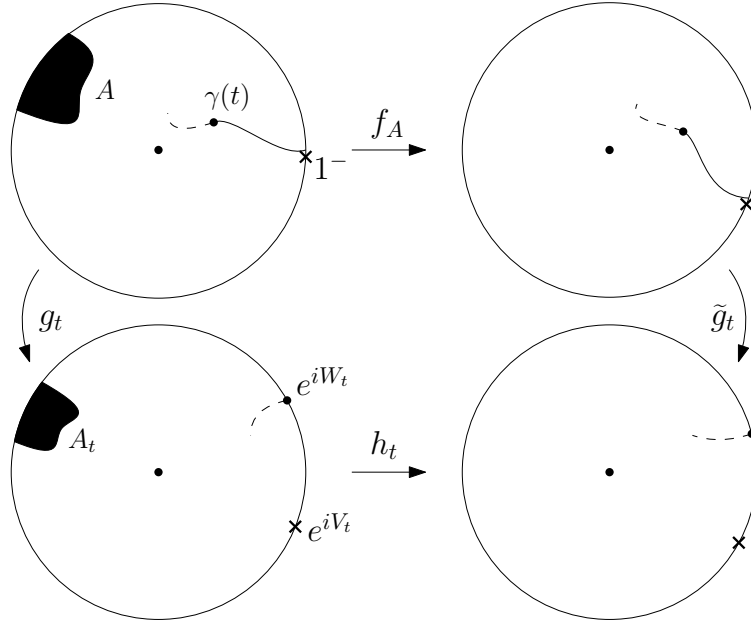


Figure 4.2: The commutation diagram for the conformal maps $h_t, g_t, \tilde{g}_t, f_A$.

To prove Proposition 4.1, we will rely on an appropriate martingale. Let \mathcal{F}_t be the filtration generated by $\gamma([0, t])$. For all $A \in \mathcal{Q}$, let τ be the first time that γ intersects A . Recall T is

the stopping time defined by (3.20). For all $t < T \wedge \tau$, let $A_t = g_t(A)$ and $h_t = f_{A_t}$. Let $\nu_t = \frac{1}{2} \arg(h_t(e^{iW_t}) - h_t(e^{iV_t}))$. See Figure 4.2. We also recall the Schwarzian derivative

$$Sf(z) = \frac{f'''(z)}{f'(z)} - \frac{3f''(z)^2}{2f'(z)^3}. \quad (4.2)$$

Lemma 4.2. *The following is a local martingale for the filtration $(\mathcal{F}_t)_{0 \leq t < T \wedge \tau}$:*

$$M_t = |h'_t(0)|^{2\mu} |h'_t(e^{iW_t})|^{(6-\kappa)/(2\kappa)} |h'_t(e^{iV_t})|^\nu \frac{G(\nu_t)}{G(\theta_t)} \exp \left(\int_0^t -\frac{c(\kappa)}{6} |Sh_s(W_s)| ds \right).$$

Proof. One can prove this by Itô calculus. We postpone it to Appendix A. □

For the moment, M_t is only defined for $t < T \wedge \tau$. We will restrict ourselves on the event $\{T < \tau\}$ or equivalently $\{\gamma \cap A = \emptyset\}$ (here and in the sequel, we sometimes denote the set $\gamma([0, T])$ by γ) and will define M_T as the limit of M_t as $t \rightarrow T$ (note that if $T > \tau$, then $M_\tau = 0$ a.s.). Let us now analyse the behavior of M_t as $t \rightarrow T$.

Lemma 4.3. *On the event $\gamma \cap A = \emptyset$, as $t \rightarrow T$, $|h'_t(0)|$, $|h'_t(e^{iW_t})|$ and $G(\nu_t)/G(\theta_t)$ all tend to 1.*

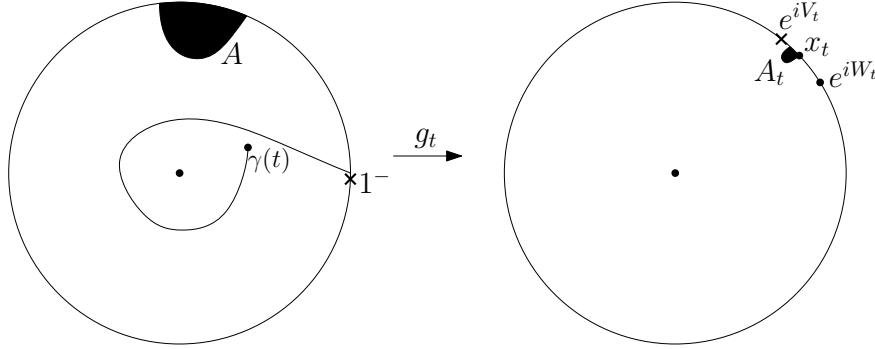


Figure 4.3: Limiting behavior as $t \rightarrow T$ in case (iiib).

Proof. We will prove the lemma for the case (iiib). The other cases are slightly different, but can be proven with the same reasoning. See Figure 4.3 for an illustration. As t tends to T , the harmonic measure seen from the origin in the domain $\mathbb{U} \setminus \gamma([0, t])$ of the counterclockwise part of boundary from 1^- to $\gamma(t)$ tends to 2π . This is because a Brownian motion started at the origin has a probability tending to 1 to stop at that part of the boundary. This implies that after conformally mapping $\mathbb{U} \setminus \gamma([0, t])$ to \mathbb{U} by g_t , the point e^{iV_t} is counterclockwise very close to e^{iW_t} . Moreover, A_t is attached to the counterclockwise arc from e^{iW_t} to e^{iV_t} . The harmonic measure of A_t seen from the origin is also small for the same reason. This already implies that $|h'_t(0)|$ tends to 1.

Let x_t be the point in $A_t \cap \partial\mathbb{U}$ which is the closest to e^{iW_t} . The harmonic measure seen from the origin of the counterclockwise arc from e^{iW_t} to x_t is much larger than the harmonic measure of A_t . This is because in $\mathbb{U} \setminus \gamma([0, t])$, if we condition a Brownian motion started from the origin to stop at the clockwise part of boundary from 1^- to $\gamma(t)$, then with conditional probability tending to 1, it is going to stop very close to the tip $\gamma(t)$. This proves that $|h'_t(e^{iW_t})|$ tends to 1. Finally, by (3.18), we know that $G(\nu_t)/G(\theta_t)$ is asymptotical to $(H_t/|W_t - V_t|)^{2d+2-2c}$, where H_t is the harmonic measure seen from the origin in \mathbb{U} of the counterclockwise arc from $h_t(e^{iW_t})$ to $h_t(e^{iV_t})$. The latter quantity also tends to 1 as $t \rightarrow T$. □

It now only remains to analyse the limit of $|h'_t(e^{iV_t})|$. Let D_γ be the connected component of $\mathbb{U} \setminus \gamma([0, T])$ which is connected to $\partial\mathbb{U}$. Let \hat{f} be some conformal map from D_γ onto \mathbb{U} that sends $\gamma(T)$ to -1 and 1 to 1 . Let \hat{h}_A be some conformal map from $\mathbb{U} \setminus \hat{f}(A)$ onto \mathbb{U} that leaves $-1, 1$ fixed. There is one degree of freedom in the choice of \hat{f} or \hat{h}_A (and we will fix them later), but the quantity $|\hat{h}'_A(-1)\hat{h}'_A(1)|$ doesn't depend on the choice of \hat{f} or \hat{h}_A , and we denote it by C .

The quantity C has the following meaning: Note that, conditionally on γ , in the domain D_γ , γ' is a $\text{SLE}_\kappa(\rho - 2)$, hence satisfies chordal κ -restriction (1.10) with parameter ν . If we denote by \mathbb{P}^γ the conditional law of γ' , and denote by \mathbb{P}_A^γ the image law of \mathbb{P}^γ under the conformal map from D_γ onto $D_\gamma \setminus A$, then we have

$$\frac{d\mathbb{P}^\gamma(\gamma')}{d\mathbb{P}_A^\gamma(\gamma')} \mathbf{1}_{\gamma' \cap A = \emptyset} = \mathbf{1}_{\gamma' \cap A = \emptyset} C^\nu \exp(-c(\kappa)m_{D_\gamma}(\gamma', A)). \quad (4.3)$$

Lemma 4.4. *On the event $\gamma \cap A = \emptyset$, in the cases (ib) and (iiib), as $t \rightarrow T$, $|h'_t(e^{iV_t})|$ tends to C .*

Proof. We will prove the lemma for the case (iiib). The case (ib) is easier and can be proven with similar ideas.

Fix $x_1, x_2 \in \partial\mathbb{U}$ distinct and $t \in (0, T)$. Let \hat{f}_t be some conformal map from $\mathbb{U} \setminus \gamma([0, t])$ onto \mathbb{U} that sends $\gamma(t)$ to x_1 and 1 to x_2 . Let \hat{h}_t be some conformal map from $\mathbb{U} \setminus \hat{f}_t(A)$ onto \mathbb{U} that leaves x_1, x_2 fixed. There is one degree of freedom in the choice of \hat{f}_t or \hat{h}_t (and we will fix them later), but the quantity $|\hat{h}'_t(-1)\hat{h}'_t(1)|$ doesn't depend on the choices of \hat{f}_t, \hat{h}_t or the points x_1, x_2 , and we denote it by C_t .

Here is one possible set of choices: We fix $x_1 = -1$ and $x_2 = 1$. We choose \hat{f}_t with the additional condition that $\hat{f}'_t(-1) = 1$. Then, as $t \rightarrow T$, \hat{f}_t converges to a conformal map \hat{f} from D_γ onto \mathbb{U} that sends $\gamma(T)$ to -1 and 1 to 1 and such that $\hat{f}'(-1) = 1$. This implies that C_t tends to C as $t \rightarrow T$.

Here is another possible set of choices: For each $t \in (0, T)$, we fix $x_1 = e^{iW_t}$, $x_2 = e^{iV_t}$ and $\hat{f}_t = g_t$. Let $\hat{h}_t = s_t \circ h_t$, where s_t is some conformal map from \mathbb{U} onto itself that sends $h_t(e^{iW_t})$, $h_t(e^{iV_t})$ to e^{iW_t}, e^{iV_t} . The quantity $|s'_t(h_t(e^{iW_t}))s'_t(h_t(e^{iV_t}))|$ doesn't depend on the choice of s_t . As we have explained in the proof of Lemma 4.3 (also see Figure 4.3), the points e^{iW_t} and e^{iV_t} tend to be very close and so do the points $h_t(e^{iW_t})$ and $h_t(e^{iV_t})$. Therefore $|s'_t(h_t(e^{iW_t}))s'_t(h_t(e^{iV_t}))|$ is asymptotical to $H_t/|W_t - V_t|$, where H_t is the harmonic measure seen from the origin in \mathbb{U} of the counterclockwise arc from $h_t(e^{iW_t})$ to $h_t(e^{iV_t})$. This quantity tends to 1 by the proof of Lemma 4.3. This implies that C_t is asymptotical to $|h'_t(e^{iW_t})h'_t(e^{iV_t})|$. Since $|h'_t(e^{iW_t})|$ tends to 1, we actually have that C_t is asymptotical to $|h'_t(e^{iV_t})|$. Since C_t tends to C , this implies the lemma. \square

Lemma 4.5. *On the event $\gamma \cap A = \emptyset$, as $t \rightarrow T$, M_t tends to a limit which we denote by M_T . Moreover,*

- For the cases (ia), (ii), (iiia), we have $M_T \mathbf{1}_{\gamma \cap A = \emptyset} = \mathbf{1}_{\gamma \cap A = \emptyset} \exp(c(\kappa)m_{\mathbb{U}}(\gamma, A))$.
- For the cases (ib), (iiib), we have $M_T \mathbf{1}_{\gamma \cap A = \emptyset} = \mathbf{1}_{\gamma \cap A = \emptyset} \exp(c(\kappa)m_{\mathbb{U}}(K, A)) C^\nu$.

Proof. We restrict ourselves on the event $\gamma \cap A = \emptyset$. Note that

$$\exp\left(\int_0^t -\frac{c(\kappa)}{6} |Sh_s(W_s)| ds\right) \xrightarrow{t \rightarrow T} \exp(c(\kappa)m_{\mathbb{U}}(\gamma, A)).$$

Combining with Lemma 4.3 and 4.4, we complete the proof. \square

We are now ready to prove Proposition 4.1.

Proof of Proposition 4.1. We denote by \mathbb{P} the probability measure under which we define γ and K . For any $A \in \mathcal{Q}^2$, we denote by \mathbb{P}_A the image measure of \mathbb{P} under the conformal map f_A . Our first goal is to interpret the martingale (M_t) as the Radon-Nikodym derivative of \mathbb{P}_A with respect to \mathbb{P} .

Note that the terms in M_t can possibly explode only if γ hits A . By standard estimates for conformal maps, for any $\varepsilon > 0$, if we let τ_ε be the first time that γ reaches the ε -neighborhood of A , then $(M_t, 0 \leq t \leq \tau_\varepsilon)$ is bounded. Furthermore, if we view M as a function of the curve γ , then for any $m > 0$, there exists $\varepsilon > 0$ such that for any curve γ which is continuous and such that $d(\gamma, A) \geq \varepsilon$, we have $M_t(\gamma) \leq m$ for all $t \geq 0$. Moreover, we can choose ε in a way that ε goes to 0 as m goes to ∞ .

For any $t > 0$, let \mathbb{P}_t be \mathbb{P} restricted to \mathcal{F}_t . We also let $\mathbb{P}_{\tau_\varepsilon}$ be \mathbb{P} restricted to $\mathcal{F}_{\tau_\varepsilon}$. Note that $M_{\tau_\varepsilon \wedge t} / \mathbb{E}(M_0)$ is a bounded martingale with expectation 1. By Girsanov's theorem and (A.11), weighting $\mathbb{P}_{\tau_\varepsilon}$ by $M_{\tau_\varepsilon} / \mathbb{E}(M_0)$ gives rise to a new probability measure $\tilde{\mathbb{P}}_{\tau_\varepsilon}$ on $\mathcal{F}_{\tau_\varepsilon}$ such that for $0 \leq t \leq \tau_\varepsilon$, the driving function W_t of γ satisfies

$$dW_t = \sqrt{\kappa} d\tilde{B}_t + \left(\frac{6 - \kappa}{2} \frac{X_2}{X_1} + \frac{\kappa}{2} X_1 \frac{G'(\nu_t)}{G(\nu_t)} \right) dt, \quad (4.4)$$

where X_1, X_2 are defined in (A.1) and \tilde{B}_t is a Brownian motion under $\tilde{\mathbb{P}}_{\tau_\varepsilon}$ (recall that under $\mathbb{P}_{\tau_\varepsilon}$, the driving function W_t of γ is given by (3.2)). If we let ε go to 0 and let τ denote the first time that γ reaches A , then we can obtain a probability measure $\tilde{\mathbb{P}}_\tau$ on \mathcal{F}_τ which coincides with $\tilde{\mathbb{P}}_{\tau_\varepsilon}$ on $\mathcal{F}_{\tau_\varepsilon}$ for all $\varepsilon > 0$. Under $\tilde{\mathbb{P}}_\tau$, $(\gamma_t, 0 \leq t < \tau)$ is also an SLE with driving function W_t given by (4.4).

On the other hand, by Lemma A.1, a radial SLE in \mathbb{U} driven by (4.4) has the same law as the image under f_A^{-1} of an hSLE $_\kappa(\mu, \nu)$ in \mathbb{U} . In particular, it a.s. does not intersect A . Therefore, under $\tilde{\mathbb{P}}_\tau$, we have $\tau = \infty$ a.s. and that $\tilde{\mathbb{P}}_\tau$ is equal to \mathbb{P}_A . Hence we have proved

$$d\mathbb{P}_A(\gamma) \mathbf{1}_{\gamma \cap A = \emptyset} = \frac{M_T}{\mathbb{E}(M_0)} d\mathbb{P}(\gamma) \mathbf{1}_{\gamma \cap A = \emptyset}. \quad (4.5)$$

If we are in situation (ia), (ii) or (iiia), then Lemma 4.5, equation (4.5) and the fact that

$$\mathbb{E}(M_0) = |f'_A(0)|^\alpha f'_A(1)^\beta \quad (4.6)$$

imply that γ (hence also K) satisfies the formula (1.2) and we have completed the proof.

If we are in situation (ib) or (iiib), then again by Lemma 4.5 and (4.5), (4.6), we have

$$|f'_A(0)|^\alpha f'_A(1)^\beta d\mathbb{P}_A(\gamma) \mathbf{1}_{\gamma \cap A = \emptyset} = \exp(c(\kappa)m_{\mathbb{U}}(\gamma, A)) d\mathbb{P}(\gamma) \mathbf{1}_{\gamma \cap A = \emptyset} C^\nu. \quad (4.7)$$

Multiplying (4.7) by $\mathbf{1}_{\gamma' \cap A = \emptyset}$ and applying (4.3), we get

$$\begin{aligned} & |f'_A(0)|^\alpha f'_A(1)^\beta d\mathbb{P}_A(\gamma) d\mathbb{P}_A^\gamma(\gamma') \mathbf{1}_{(\gamma \cup \gamma') \cap A = \emptyset} \\ &= \exp(c(\kappa)(m_{\mathbb{U}}(\gamma, A) + m_{D_\gamma}(\gamma', A))) d\mathbb{P}(\gamma) d\mathbb{P}^\gamma(\gamma') \mathbf{1}_{(\gamma \cup \gamma') \cap A = \emptyset}. \end{aligned}$$

The equation above coincides with (1.2), because the event $(\gamma \cup \gamma') \cap A = \emptyset$ is the same as $K \cap A = \emptyset$, and that

$$d\mathbb{P}_A(\gamma) d\mathbb{P}_A^\gamma(\gamma') = d\mathbb{P}_A(K), \quad d\mathbb{P}(\gamma) d\mathbb{P}^\gamma(\gamma') = d\mathbb{P}(K).$$

Also note that $m_{\mathbb{U}}(\gamma, A) + m_{D_\gamma}(\gamma', A) = m_{\mathbb{U}}(K, A)$. This completes the proof. \square

5 Computation of the disconnection exponents

In the present section, we aim to prove Theorem 1.4.

For $\kappa \in (0, 4]$ and α, β in the range (1.8), let K be a radial κ -restriction measure with parameters (α, β) . Let K_0 be the connected component containing the origin of the interior of K . Let L be the conformal radius of K_0 seen from the origin. In Section 4.1, we have constructed K using an hSLE curve γ , which is in turn parametrized in terms of the conformal radius of its complement. Therefore, we in fact have $L = e^{-T}$ where T is the stopping time defined in (3.20), which is also the first time that γ disconnects 0 from ∞ .

Therefore, proving Theorem 1.4 boils down to estimating the tail probability of T , which is also the first hitting time at π by the diffusion process θ_t started at 0 and governed by the following equation

$$d\theta_t = \frac{1}{2}\sqrt{\kappa}dB_t + \frac{\kappa}{4} \frac{G'(\theta_t)}{G(\theta_t)}dt + \frac{1}{2} \cot(\theta_t)dt. \quad (5.1)$$

We have already argued in Section 3.4 that θ_t a.s. never hits 0 (except at $t = 0$) and will a.s. hit π . In the general case, a theory by Kent [Ken80] allows us to compute the series expansion of $\mathbb{P}(T > t)$, as stated in the following lemma, which implies Theorem 1.4.

Lemma 5.1. *For any $t > 0$, we have*

$$\mathbb{P}(T > t) = \sum_{n=0}^{\infty} a_n \exp(-\lambda_n t). \quad (5.2)$$

where $(\lambda_n)_{n \in \mathbb{N}}$ is a positive increasing sequence given by

$$\lambda_n = \left(n^2 + n - \frac{1}{2}\right) \frac{\kappa}{8} - \frac{n-1}{2} - \frac{1}{\kappa} + \frac{\beta}{2} + \left(\frac{1}{8} \left(n + \frac{1}{2}\right) - \frac{1}{4\kappa}\right) \sqrt{16\kappa\beta + (4-\kappa)^2} - \alpha, \quad (5.3)$$

and

$$a_n = \prod_{k=0, k \neq n}^{\infty} (1 - \lambda_n/\lambda_k)^{-1}.$$

Proof. The infinitesimal generator \mathcal{L} of the process θ_t is given by

$$\mathcal{L}f(\theta) = \frac{\kappa}{8} f''(\theta) + \frac{\kappa}{4} \frac{G'}{G} f'(\theta) + \frac{1}{2} \cot(\theta) f'(\theta).$$

Let f_λ be the solution to the following differential equation

$$\mathcal{L}f + \lambda f = 0 \quad \text{with initial condition} \quad \lim_{\varepsilon \rightarrow 0} (f(\varepsilon) - f(0))/(s(\varepsilon) - s(0)) = 0, \quad (5.4)$$

where s is the natural scale associated to θ such that $s(\varepsilon) - s(0) = c\varepsilon^{1-2d-4/\kappa}(1 + o(1))$ for some $c > 0$. The above equation uniquely determines f_λ up to multiplicative constant. It is implied by [Ken80, Theorem 6.1] that $\mathbb{P}(T > t)$ takes the form (5.2), where $(\lambda_n)_{n \in \mathbb{N}}$ is the sequence of successive zeros (in increasing order) of $f_\lambda(\pi)$ viewed as a function of λ .

In the rest of the proof, we will try to identify the sequence $(\lambda_n)_{n \in \mathbb{N}}$. We try to find a solution of (5.4) in the form $f_\lambda(\theta) = g_\lambda(\theta)/G(\theta)$, where G is solution to (3.11). This implies that g_λ should be a solution of

$$e + \lambda - \frac{\nu}{2 \sin(\theta)^2} + \frac{g'(\theta) \cot(\theta)}{g(\theta)} + \frac{\kappa}{8} \frac{g''(\theta)}{g(\theta)} = 0. \quad (5.5)$$

Note that (5.5) has the same form as (3.11), except that we replace e by $\tilde{e} = e + \lambda$. This equation can be transformed into a hypergeometric differential equation after a change of variable and has two linearly independent solutions. The initial condition of (5.4) implies that g_λ should have the same form as (3.9). More concretely, g_λ is given by (3.9) where we replace the parameters a, b by a_λ, b_λ which are given by

$$a_\lambda = \frac{1}{4} + q_1(\kappa, \mu + \lambda/2) + q_2(\kappa, \nu), \quad b_\lambda = \frac{1}{4} - q_1(\kappa, \mu + \lambda/2) + q_2(\kappa, \nu)$$

and leave c, d invariant.

Letting y tend to π , we have that

$$f_\lambda(\pi) = C_3(a_\lambda, b_\lambda, c)/C_3(a, b, c),$$

where C_3 is given by (3.16) as a function of a, b, c . The zeros of $C_3(\lambda)$ are given by λ_n for $n \in \mathbb{N}$ such that

$$q_1(\kappa, \mu + \lambda_n/2) = \frac{2n+1}{4} + q_2(\kappa, \nu).$$

Solving this equation yields to

$$\lambda_n = \left(n + \frac{1}{2}\right)^2 \frac{\kappa}{8} + \frac{\nu}{2} - \frac{3}{32\kappa} (4 - \kappa)^2 - 2\mu + \left(n + \frac{1}{2}\right) \frac{1}{8} \sqrt{16\kappa\nu + (4 - \kappa)^2},$$

which is equal to (5.3), by (4.1). This completes the proof. \square

A More computations about SLE

In this appendix, we are going to prove some results used in Section 4.2.

A.1 Itô computation for radial SLE

In this section, we are going to carry out Itô computation for a radial SLE given by (3.1) with driving function W_t . Our only assumption on W_t is that it is a semi-martingale with martingale part $\sqrt{\kappa} dB_t$. Otherwise, the computation here does not depend on the exact form of W_t , hence is valid for general forms of radial SLE $_\kappa$ with any $\kappa > 0$.

We will mainly look at how the curve transforms under the conformal map f_A for $A \in \mathcal{Q}$. Recall that we have defined $A_t = g_t(A)$, $h_t = f_{A_t}$ and $\tilde{g}_t = h_t \circ g_t \circ f_A$ (see Figure 4.2). For all $z \in \mathbb{R}$, define $\phi_t(z) = -i \ln h_t(e^{iz})$ where \ln denotes the branch of the logarithm such that $\phi_0(z) = z$ and $\phi_t(z)$ is continuous in t . Let $\tilde{W}_t = \phi_t(W_t)$. then

$$|h'_t(e^{iW_t})| = \phi'_t(W_t), \quad |h'_t(e^{iV_t})| = \phi'_t(V_t), \quad \nu_t = (\phi_t(W_t) - \phi_t(V_t))/2.$$

We also introduce the notations

$$X_1 = \phi'_t(W_t), X_2 = \phi''_t(W_t), Y_1 = \phi'_t(V_t). \quad (\text{A.1})$$

We aim to derive the stochastic differentiation of some related terms. Since $h_t = \tilde{g}_t \circ f_A \circ g_t^{-1}$, using the chain rule, we get

$$\partial_t \tilde{g}_t(z) = \tilde{g}_t(z) \frac{e^{i\tilde{W}_t} + \tilde{g}_t(z)}{e^{i\tilde{W}_t} - \tilde{g}_t(z)} |h'_t(e^{iW_t})|^2.$$

Knowing that $h'_t(e^{iW_t}) = |h'_t(e^{iW_t})|e^{i\tilde{W}_t - iW_t}$, this implies that

$$(\partial_t h_t)(z) = h_t(z) \frac{e^{i\tilde{W}_t} + h_t(z)}{e^{i\tilde{W}_t} - h_t(z)} |h'_t(e^{iW_t})|^2 - h'_t(z) z \frac{e^{iW_t} + z}{e^{iW_t} - z}. \quad (\text{A.2})$$

Therefore, if we let $\varepsilon = e^{iW_t} - z$, then $h_t(z) = e^{i\tilde{W}_t} - h'_t(e^{iW_t})\varepsilon$ and $h'_t(z) = h'_t(e^{iW_t}) - h''_t(e^{iW_t})\varepsilon$

$$(\partial_t h_t)(e^{iW_t}) = -3|h'_t(e^{iW_t})|^2 e^{i\tilde{W}_t} + 3h'_t(e^{iW_t})e^{iW_t} + 3h''_t(e^{iW_t})e^{2iW_t}.$$

Therefore

$$\begin{aligned} dh_t(e^{iW_t}) &= (\partial_t h_t)(e^{iW_t})dt + h'_t(e^{iW_t})e^{iW_t}dW_t - \frac{\kappa}{2} \left[h''_t(e^{iW_t})e^{2iW_t} + h'_t(e^{iW_t})e^{iW_t} \right] dt \\ &= h'_t(e^{iW_t})e^{iW_t}dW_t - 3\frac{h_t'^2}{h_t}e^{2iW_t} + \left(3 - \frac{\kappa}{2}\right) \left[h'_t e^{iW_t} + h''_t e^{2iW_t} \right]. \end{aligned}$$

Then

$$\begin{aligned} d\phi_t(W_t) &= -i \frac{dh_t(e^{iW_t})}{h_t(e^{iW_t})} + i \frac{d\langle h_t(e^{iW_t}) \rangle}{2h_t(e^{iW_t})^2} \\ &= \frac{h'_t(e^{iW_t})}{h_t(e^{iW_t})} e^{iW_t} dW_t + 3i \frac{|h'_t(e^{iW_t})|^2}{h_t(e^{iW_t})} e^{i\tilde{W}_t} dt - 3i \frac{h'_t(e^{iW_t})}{h_t(e^{iW_t})} e^{iW_t} dt \\ &\quad - i3 \frac{h''_t(e^{iW_t})}{h_t(e^{iW_t})} e^{2iW_t} + i \frac{\kappa}{2} \left[\frac{h''_t(e^{iW_t})}{h_t(e^{iW_t})} e^{2iW_t} + \frac{h'_t(e^{iW_t})}{h_t(e^{iW_t})} e^{iW_t} \right] dt - i \frac{\kappa}{2} \frac{h_t'^2}{h_t^2} e^{2iW_t} dt \\ &= \phi'_t dW_t + \left(\frac{\kappa}{2} - 3 \right) \phi_t'' \end{aligned} \quad (\text{A.3})$$

Note that

$$\begin{aligned} \phi'_t(z) &= \frac{h'_t(e^{iz})}{h_t(e^{iz})} e^{iz}, \quad \phi_t''(z) = \left[\frac{h''_t(e^{iz})}{h_t(e^{iz})} - \frac{h'_t(e^{iz})^2}{h_t(e^{iz})^2} \right] e^{2iz} i + \frac{h'_t(e^{iz})}{h_t(e^{iz})} e^{iz} i, \\ \phi_t'''(z) &= \left[-\frac{h_t'''}{h_t} + 3 \frac{h'_t h_t''}{h_t^2} - 2 \frac{h_t'^3}{h_t^3} \right] e^{3iz} + 3 \left[\frac{h_t'^2}{h_t^2} - \frac{h_t''}{h_t} \right] e^{2iz} - \frac{h'_t}{h_t} e^{iz}. \end{aligned}$$

Differentiating (A.2), we get

$$\begin{aligned} (\partial_t h'_t)(z) &= h'_t(z) \frac{e^{i\tilde{W}_t} + h_t(z)}{e^{i\tilde{W}_t} - h_t(z)} |h'_t(e^{iW_t})|^2 + h_t(z) \frac{2e^{i\tilde{W}_t} h'_t(z)}{(e^{i\tilde{W}_t} - h_t(z))^2} |h'_t(e^{iW_t})|^2 \\ &\quad - h''_t(z) z \frac{e^{iW_t} + z}{e^{iW_t} - z} - h'_t(z) \frac{e^{iW_t} + z}{e^{iW_t} - z} - h'_t(z) z \frac{2e^{iW_t}}{(e^{iW_t} - z)^2}. \end{aligned}$$

Therefore

$$\begin{aligned}
(\partial_t h'_t)(e^{iW_t}) &= |h'_t|^2 \left(-\frac{h''_t}{h'_t} e^{i\tilde{W}_t} - h'_t \right) \\
&\quad + 2e^{i\tilde{W}_t} |h'_t|^2 \left(\frac{h'''_t}{2h'^2_t} e^{i\tilde{W}_t} + \frac{3h''_t}{2h'_t} - \frac{h'''_t}{3h'^2_t} e^{i\tilde{W}_t} + \frac{3h''^2_t}{4h'^3_t} e^{i\tilde{W}_t} - \frac{h''_t}{h'_t} - \frac{h''^2_t}{h'^3_t} e^{i\tilde{W}_t} \right) \\
&\quad + 3h''_t e^{iW_t} + 2h'''_t e^{2iW_t} + h'_t + 2h''_t e^{iW_t} - 2e^{iW_t} (h''_t + \frac{1}{2} h'''_t e^{iW_t}) \\
&= -e^{2iW_t} \frac{h'^3_t}{h^2_t} + 3h''_t e^{iW_t} + \frac{4}{3} e^{2iW_t} h'''_t + h'_t - \frac{1}{2} e^{2iW_t} \frac{h''^2_t}{h'_t}.
\end{aligned}$$

Then

$$\begin{aligned}
dh'_t(e^{iW_t}) &= (\partial_t h'_t)(e^{iW_t}) + h''_t(e^{iW_t}) e^{iW_t} idW_t - \frac{\kappa}{2} \left(h'''_t(e^{iW_t}) e^{2iW_t} + h''_t(e^{iW_t}) e^{iW_t} \right) dt \\
&= h''_t(e^{iW_t}) e^{iW_t} idW_t - e^{2iW_t} \frac{h'^3_t}{h^2_t} \\
&\quad + (3 - \frac{\kappa}{2}) h''_t e^{iW_t} + (\frac{4}{3} - \frac{\kappa}{2}) e^{2iW_t} h'''_t + h'_t - \frac{1}{2} e^{2iW_t} \frac{h''^2_t}{h'_t}.
\end{aligned}$$

Consequently

$$\begin{aligned}
d\phi'_t(W_t) &= \frac{dh'_t}{h_t} e^{iW_t} - \frac{h'_t dh_t}{h_t^2} e^{iW_t} - \kappa \frac{h'^3_t}{h_t^3} e^{3iW_t} + \frac{h'_t}{h_t} e^{iW_t} idW_t - \frac{\kappa}{2} \frac{h'_t}{h_t} e^{iW_t} \\
&\quad + \kappa \frac{h'_t h''_t}{h_t^2} e^{3iW_t} - \kappa \frac{h''_t}{h_t} e^{2iW_t} + \kappa \frac{h'^2_t}{h_t^2} e^{2iW_t} \\
&= \phi''_t(W_t) dW_t - (\frac{4}{3} - \frac{\kappa}{2}) \phi'''_t(W_t) + \frac{1}{2} \frac{\phi'^2_t}{\phi'_t} + \frac{1}{6} (\phi'_t - \phi'^3_t).
\end{aligned}$$

A.2 Change of measure under conformal map

Lemma A.1. *Let γ be a radial hSLE $_{\kappa}(\mu, \nu)$ in \mathbb{U} . For any $A \in \mathcal{Q}$, let $\tilde{\gamma}$ be the image by f_A^{-1} of γ . Then up to reparametrization, $\tilde{\gamma}$ is a radial SLE with driving function*

$$dW_t = \sqrt{\kappa} dB_t + \left(\frac{6 - \kappa}{2} \frac{X_2}{X_1} + \frac{\kappa}{2} X_1 \frac{G'(\nu_t)}{G(\nu_t)} \right) dt. \quad (\text{A.4})$$

Proof. It is equivalent to prove the statement in the other direction: Suppose that $\tilde{\gamma}$ is a radial SLE in \mathbb{U} driven by (A.4), we will show that $f_A(\tilde{\gamma})$ is distributed as a radial hSLE $_{\kappa}(\mu, \nu)$ in \mathbb{U} , up to reparametrization. Let γ be $f_A(\tilde{\gamma})$. Then the driving function of γ is given by $\phi_t(W_t)$ where W_t is given by (A.4). By (A.3), we get that

$$d\phi_t(W_t) = X_1 \sqrt{\kappa} dB_t + \frac{\kappa}{2} X_1^2 \frac{G'(\nu_t)}{G(\nu_t)} dt.$$

Making the time change $ds = X_1^2 dt$, γ parametrized by s is indeed a radial hSLE $_{\kappa}(\mu, \nu)$ in \mathbb{U} . \square

A.3 Proof of Lemma 4.2

We are now going to prove Lemma 4.2. We consider here a radial hSLE $_{\kappa}(\mu, \nu)$ with driving function W_t given by (3.2). We will prove that the following is a local martingale:

$$M_t = |h'_t(0)|^{e_1} |h'_t(e^{iW_t})|^{e_2} |h'_t(e^{iV_t})|^{e_3} \frac{G(\nu_t)}{G(\theta_t)} \exp \left(\int_0^t -\frac{c(\kappa)}{6} |Sh_s(W_s)| ds \right), \quad (\text{A.5})$$

where $e_1 = 2\mu$, $e_2 = (6 - \kappa)/(2\kappa)$ and $e_3 = \nu$. We will perform Itô calculus and show that the drift term of dM_t is zero.

First note that

$$\frac{dM_t}{M_t} = d \ln M_t + \frac{d\langle M \rangle_t}{2M_t^2} \quad (\text{A.6})$$

and

$$\begin{aligned} d \ln M_t = & e_1 d \ln |h'_t(0)| + e_2 d \ln |h'_t(e^{iW_t})| + e_3 d \ln |h'_t(e^{iV_t})| \\ & + d \ln G(\nu_t) - d \ln G(\theta_t) - \frac{c(\kappa)}{6} |Sh_t(W_t)| dt. \end{aligned} \quad (\text{A.7})$$

Using the results of Section A.1, we have

$$\begin{aligned} d\phi_t(W_t) &= X_1 \sqrt{\kappa} dB_t + X_1 \frac{\kappa}{2} \frac{G'(\theta_t)}{G(\theta_t)} dt + (\kappa/2 - 3) X_2 dt \\ d\phi_t(V_t) &= -X_1^2 \cot(\nu_t) dt \\ d\phi'_t(W_t) &= X_2 \sqrt{\kappa} dB_t + X_2 \frac{\kappa}{2} \frac{G'(\theta_t)}{G(\theta_t)} dt + \left(\frac{X_2^2}{2X_1} + \frac{X_1 - X_1^3}{6} \right) dt + \left(\frac{\kappa}{2} - \frac{4}{3} \right) X_3 \\ d\phi'_t(V_t) &= -\frac{1}{2} X_1^2 Y_1 \frac{1}{\sin(\nu_t)^2} dt + \frac{1}{2} Y_1 \frac{1}{\sin(\theta_t)^2} dt \\ d\theta_t &= \frac{1}{2} \sqrt{\kappa} dB_t + \frac{\kappa}{4} \frac{G'(\theta_t)}{G(\theta_t)} dt + \frac{1}{2} \cot(\theta_t) dt \\ d\nu_t &= \frac{X_1}{2} \sqrt{\kappa} dB_t + \frac{X_1}{2} \frac{\kappa}{2} \frac{G'(\theta_t)}{G(\theta_t)} dt + \left(\frac{\kappa}{4} - \frac{3}{2} \right) X_2 dt + \frac{1}{2} X_1^2 \cot(\nu_t) dt \end{aligned}$$

Therefore

$$\begin{aligned} d \ln |h'_t(e^{iW_t})| &= \frac{dX_1}{X_1} - \frac{d\langle X_1 \rangle_t}{2X_1^2} \\ &= \frac{X_2}{X_1} \sqrt{\kappa} dB_t + \frac{X_2}{X_1} \frac{\kappa}{2} \frac{G'(\theta_t)}{G(\theta_t)} dt + \left(\frac{X_2^2}{2X_1^2} + \left(\frac{\kappa}{2} - \frac{4}{3} \right) \frac{X_3}{X_1} + \frac{1 - X_1^2}{6} \right) dt - \frac{\kappa X_2^2}{2X_1^2} dt \\ d \ln |h'_t(e^{iV_t})| &= -\frac{1}{2} X_1^2 \frac{1}{\sin(\nu_t)^2} dt + \frac{1}{2} \frac{1}{\sin(\theta_t)^2} dt \\ d \ln G(\nu_t) &= \frac{G'(\nu_t)}{G(\nu_t)} d\nu_t + \frac{1}{2} \left(\frac{G''(\nu_t)}{G(\nu_t)} - \frac{G'(\nu_t)^2}{G(\nu_t)^2} \right) \frac{X_1^2 \kappa}{4} dt \\ d \ln G(\theta_t) &= \frac{G'(\theta_t)}{G(\theta_t)} d\theta_t + \frac{1}{2} \left(\frac{G''(\theta_t)}{G(\theta_t)} - \frac{G'(\theta_t)^2}{G(\theta_t)^2} \right) \frac{\kappa}{4} dt. \end{aligned}$$

Combined with (A.6) and (A.7), it follows that the local martingale part of dM_t is equal to

$$M_t \left(e_2 \frac{X_2}{X_1} + \frac{G'(\nu_t)}{G(\nu_t)} \frac{X_1}{2} - \frac{G'(\theta_t)}{G(\theta_t)} \frac{1}{2} \right) \sqrt{\kappa} dB_t. \quad (\text{A.8})$$

Hence we have

$$\frac{d\langle M \rangle_t}{M_t^2} = \left(e_2 \frac{X_2}{X_1} + \frac{G'(\nu_t)}{G(\nu_t)} \frac{X_1}{2} - \frac{G'(\theta_t)}{G(\theta_t)} \frac{1}{2} \right)^2 \kappa dt.$$

Note also that by (4.2), we have

$$|Sh_t(W_t)| = X_3/X_1 - (3X_2^2)/(2X_1^2).$$

Putting the results above back into (A.6) and (A.7), we are now able to write down the drift term of dM_t/M_t , which is the sum of all the terms listed below:

$$\begin{aligned} X_1^2 &\times e_1 - \frac{e_2}{6} - \frac{c(\kappa)}{12} - \frac{e_3}{2 \sin(\nu_t)^2} + \frac{G'(\nu_t)}{G(\nu_t)} \frac{\cot(\nu_t)}{2} + \frac{\kappa}{8} \frac{G''(\nu_t)}{G(\nu_t)} \\ X_2/X_1 &\times e_2 \left(\frac{\kappa}{2} - \frac{\kappa}{2} \right) \frac{G'(\theta_t)}{G(\theta_t)} = 0 \\ X_2^2/X_1^2 &\times e_2(1 - \kappa)/2 + e_2^2 \kappa/2 + c(\kappa)/4 = 0 \\ X_3/X_1 &\times e_2 \left(\frac{\kappa}{2} - \frac{4}{3} \right) - c(\kappa)/6 = 0 \\ X_2 &\times \left(\frac{\kappa}{4} - \frac{3}{2} + \frac{e_2 \kappa}{2} \right) \frac{G'(\nu_t)}{G(\nu_t)} = 0 \\ X_1 &\times \left(\frac{\kappa}{4} - \frac{\kappa}{4} \right) \frac{G'(\nu_t)}{G(\nu_t)} \frac{G'(\theta_t)}{G(\theta_t)} = 0 \\ 1 &\times -e_1 + \frac{e_2}{6} + \frac{c(\kappa)}{12} + \frac{e_3}{2 \sin(\theta_t)^2} - \frac{\cot(\theta_t) G'(\theta_t)}{2 G(\theta_t)} - \frac{\kappa}{8} \frac{G''(\theta_t)}{G(\theta_t)}. \end{aligned} \quad (\text{A.9})$$

Note that G is solution to the differential equation (3.11), hence the terms (A.9) and (A.10) are also equal to zero. Therefore, the drift term of dM_t/M_t is zero, hence M is indeed a local martingale. This completes the proof of Lemma 4.2.

Finally, let us note the following result which is used in the proof of Proposition 4.1: By (A.8) and the fact that M is a local martingale, we have

$$\frac{dM_t}{M_t} = \left(e_2 \frac{X_2}{X_1} + \frac{X_1}{2} \frac{G'(\nu_t)}{G(\nu_t)} - \frac{1}{2} \frac{G'(\theta_t)}{G(\theta_t)} \right) \sqrt{\kappa} dB_t. \quad (\text{A.11})$$

Acknowledgement

The author acknowledges the support by EPSRC grant EP/L018896/1 and a JRF of Churchill college. We thank Wendelin Werner for useful discussions and suggestions. We also thank Pierre Nolin for comments on an earlier version of this article.

References

- [AS92] Milton Abramowitz and Irene A. Stegun, editors. *Handbook of mathematical functions with formulas, graphs, and mathematical tables*. Dover Publications, Inc., New York, 1992. Reprint of the 1972 edition.
- [BBK05] Michel Bauer, Denis Bernard, and Kalle Kytölä. Multiple Schramm-Loewner evolutions and statistical mechanics martingales. *J. Stat. Phys.*, 120(5-6):1125–1163, 2005.
- [BW96] Krzysztof Burdzy and Wendelin Werner. No triple point of planar Brownian motion is accessible. *Ann. Probab.*, 24(1):125–147, 1996.
- [DK88] Bertrand Duplantier and Kyung-Hoon Kwon. Conformal invariance and intersections of random walks. *Phys. Rev. Lett.*, 61:2514–2517, Nov 1988.
- [Dub05] Julien Dubédat. SLE(κ, ρ) martingales and duality. *Ann. Probab.*, 33(1):223–243, 2005.
- [HM54] J. M. Hammersley and K. W. Morton. Poor man’s Monte Carlo. *J. Roy. Statist. Soc. Ser. B.*, 16:23–38; discussion 61–75, 1954.
- [Ken80] John T. Kent. Eigenvalue expansions for diffusion hitting times. *Z. Wahrsch. Verw. Gebiete*, 52(3):309–319, 1980.
- [KM10] Richard Kiefer and Peter Mörters. The Hausdorff dimension of the double points on the Brownian frontier. *J. Theoret. Probab.*, 23(2):605–623, 2010.
- [Law96] G. Lawler. The dimension of the frontier of planar Brownian motion. *Electron. Comm. Probab.*, 1:no. 5, 29–47, 1996.
- [Law09a] G. Lawler. Schramm-Loewner evolution (SLE). In *Statistical mechanics*, volume 16 of *IAS/Park City Math. Ser.*, pages 231–295. Amer. Math. Soc., Providence, RI, 2009.
- [Law09b] Gregory F. Lawler. Partition functions, loop measure, and versions of SLE. *J. Stat. Phys.*, 134(5-6):813–837, 2009.
- [LSW01a] Gregory F. Lawler, Oded Schramm, and Wendelin Werner. Values of Brownian intersection exponents. I. Half-plane exponents. *Acta Math.*, 187(2):237–273, 2001.
- [LSW01b] Gregory F. Lawler, Oded Schramm, and Wendelin Werner. Values of Brownian intersection exponents. II. Plane exponents. *Acta Math.*, 187(2):275–308, 2001.
- [LSW02a] Gregory F. Lawler, Oded Schramm, and Wendelin Werner. Analyticity of intersection exponents for planar Brownian motion. *Acta Math.*, 189(2):179–201, 2002.
- [LSW02b] Gregory F. Lawler, Oded Schramm, and Wendelin Werner. Values of Brownian intersection exponents. III. Two-sided exponents. *Ann. Inst. H. Poincaré Probab. Statist.*, 38(1):109–123, 2002.
- [LSW03] Gregory F. Lawler, Oded Schramm, and Wendelin Werner. Conformal restriction: the chordal case. *J. Amer. Math. Soc.*, 16(4):917–955 (electronic), 2003.

- [LW99] Gregory F. Lawler and Wendelin Werner. Intersection exponents for planar Brownian motion. *Ann. Probab.*, 27(4):1601–1642, 1999.
- [LW00] Gregory F. Lawler and Wendelin Werner. Universality for conformally invariant intersection exponents. *J. Eur. Math. Soc. (JEMS)*, 2(4):291–328, 2000.
- [LW04] Gregory F. Lawler and Wendelin Werner. The Brownian loop soup. *Probab. Theory Related Fields*, 128(4):565–588, 2004.
- [Qia] Wei Qian. Dimensions of simple and double points on loop-soup cluster boundaries. *In preparation*.
- [Qia18] Wei Qian. Conformal restriction: the trichordal case. *Probab. Theory Related Fields*, 171(3-4):709–774, 2018.
- [QW] Wei Qian and Wendelin Werner. Decomposition of brownian loop-soup clusters. *To appear in J. Eur. Math. Soc. (JEMS)*.
- [QW18] Wei Qian and Wendelin Werner. The law of a point process of brownian excursions in a domain is determined by the law of its trace. *Electron. J. Probab.*, 23:23 pp., 2018.
- [RS05] Steffen Rohde and Oded Schramm. Basic properties of SLE. *Ann. of Math. (2)*, 161(2):883–924, 2005.
- [Sch00] Oded Schramm. Scaling limits of loop-erased random walks and uniform spanning trees. *Israel J. Math.*, 118:221–288, 2000.
- [Sch01] Oded Schramm. A percolation formula. *Electron. Comm. Probab.*, 6:115–120, 2001.
- [SW05] Oded Schramm and David B. Wilson. SLE coordinate changes. *New York J. Math.*, 11:659–669 (electronic), 2005.
- [SW12] Scott Sheffield and Wendelin Werner. Conformal loop ensembles: the Markovian characterization and the loop-soup construction. *Ann. of Math. (2)*, 176(3):1827–1917, 2012.
- [Wer04] Wendelin Werner. Girsanov’s transformation for $SLE(\kappa, \rho)$ processes, intersection exponents and hiding exponents. *Ann. Fac. Sci. Toulouse Math. (6)*, 13(1):121–147, 2004.
- [Wer16] Wendelin Werner. On the spatial Markov property of soups of unoriented and oriented loops. In *Séminaire de Probabilités XLVIII*, volume 2168 of *Lecture Notes in Math.*, pages 481–503. Springer, Cham, 2016.
- [Wu15] Hao Wu. Conformal restriction: the radial case. *Stochastic Process. Appl.*, 125(2):552–570, 2015.
- [WW13] Wendelin Werner and Hao Wu. From $CLE(\kappa)$ to $SLE(\kappa, \rho)$ ’s. *Electron. J. Probab.*, 18:no. 36, 20, 2013.
- [Zha10] Dapeng Zhan. Reversibility of some chordal $SLE(\kappa; \rho)$ traces. *J. Stat. Phys.*, 139(6):1013–1032, 2010.

Address: Statistical Laboratory, Center for Mathematical Sciences, University of Cambridge,
 Wilberforce Road, Cambridge CB3 0WB, UK
 E-mail: wq214@cam.ac.uk