

Laser slicing: a thin film lift-off method for GaN-on-GaN technology

Vladislav Voronenkov^{1,2,*}, Natalia Bochkareva², Ruslan Gorbunov^{1,2}, Andrey Zubrilov^{1,2},
 Viktor Kogotkov¹, Philipp Latyshev¹, Yuri Lelikov^{1,2}, Andrey Leonidov¹, and Yuri Shreter^{1,2†}
¹*TRINITRI-Technology LLC, St Petersburg 194223, Russia*
²*Ioffe Institute, St Petersburg 194021, Russia*

A femtosecond laser focused inside bulk GaN was used to slice a thin GaN film with an epitaxial device structure from a bulk GaN substrate. The demonstrated laser slicing lift-off process did not require any special release layers in the epitaxial structure. GaN film with a thickness of 5 μm and an InGaN LED epitaxial device structure was lifted off a GaN substrate and transferred onto a copper substrate. The electroluminescence of the LED chip after the laser slicing lift-off was demonstrated.

Keywords: laser slicing; lift-off; InGaN LED; GaN-on-GaN

Bulk GaN substrate is a crucial element in the production of reliable, high-current density GaN-based devices. However, the widespread use of GaN substrates is currently limited due to their high cost. Separation of the epitaxial device structure from the bulk GaN substrate allows the reuse of the expensive substrate multiple times and thus reduces the effective cost. Also, the separation of the epitaxial structure is necessary to create heterogeneously integrated devices [1–3], as well as to improve heat dissipation [2, 4] and light extraction [5].

To lift-off GaN films from foreign substrates multiple methods were developed: laser lift-off [6]; natural stress-induced separation [7, 8]; controlled spalling [9]; chemical etching of ZnO [10], Ga₂O₃ [11], CrN [12], AlN [13] and Nb₂N [14] sacrificial layers; doping-selective electrochemical etching [15]; substrate removal by grinding or etching [16–19]; void-assisted separation [20]; growth over patterned masks [21–24]; the use of weakly bonded release layers like graphene [25], BN [26], carbon [27]; and the use of substrates with easy cleavage along the c-plane of a GaN epilayer [28, 29].

To separate a GaN film from a native GaN substrate several approaches were proposed: chemical lift-off process [30]; porous release layers created by chemical [31], electrochemical [32, 33] or dry [34] etching of GaN substrate; controlled spalling [35]; laser lift-off with an InGaN release layer [5]; ion implantation [36–39]; and free-carrier-absorption laser lift-off [40].

The lift-off methods based on the use of an intermediate layer require a complicated epitaxy process. The ion implantation method does not allow separating epitaxial device structures due to a large number of point defects formed by the implantation process [38, 39, 41]. The free-carrier-absorption LLO method is limited to separating undoped films from a heavily doped substrate [40].

We have proposed a laser slicing lift-off (LSLO) method for separating an epitaxial structure from a bulk GaN substrate, one that does not require any special release layers and can be used both for lifting off pure GaN

films and for lifting off GaN films with device structure [42]. The method is based on the effect of GaN decomposition induced by an ultra-short laser pulse focused inside a bulk GaN material. The use of femtosecond lasers is preferable as it allows to reduce the heat-affected zone and the corresponding damage in the surrounding material [43]. This effect was earlier used to create hollow 3D-channels inside bulk GaN [44] and to dice transparent wafers with laser stealth dicing technology [45].

The principle of the LSLO method is as follows. To lift-off a thin GaN film with an InGaN multiple quantum well (MQW) device structure from a bulk GaN substrate, the pulses of a near-infrared femtosecond laser are focused inside the GaN layer, several microns under the surface (fig.1). The laser photon energy is less than the InGaN bandgap, so both the InGaN device structure and the GaN substrate are transparent at the wavelength of the laser. The laser pulse energy is adjusted so that the non-linear breakdown threshold is exceeded only in the focus area and the GaN material in this area is decomposed. Scanning of the focus position is performed in the *X-Y*-plane until a continuous layer of decomposed material is created inside the wafer.

In this work, a proof-of-concept LED chip fabrication using the LSLO method is described. First, a 5- μm thick GaN film with an InGaN LED structure was grown homoepitaxially on a bulk GaN layer. After that, the film with the LED structure was lifted-off from the substrate and transferred to a copper carrier (fig. 2). The electroluminescence of the LED chip after the lift-off was demonstrated. A detailed study of the LED chip for possible damage caused by the LSLO process will be published separately.

A GaN-on-sapphire HVPE template was employed as a bulk-like substrate for the InGaN LED structure epitaxy. The template was grown on a 2-inch c-plane (0001) sapphire substrate using a two-stage growth process [46]. The thickness of the bulk-like HVPE GaN layer was 50 μm . The surface of the HVPE GaN template was epipolished by a chemical-mechanical polishing process. After that, the InGaN MQW LED structure was deposited using a metal-organic chemical vapor deposition system. The LED structure consisted of a 5- μm thick n^+ doped GaN:Si ($n=4\cdot 10^{18}\text{ cm}^{-3}$) layer; five pairs of InGaN quan-

* voronenkov@mail.ioffe.ru
 † y.shreter@mail.ioffe.ru

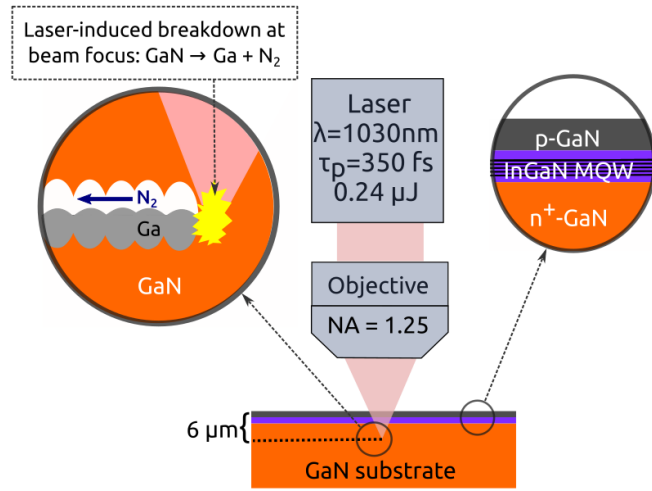


Figure 1. Experimental setup for the laser slicing lift-off process: a beam of Yb-doped femtosecond laser with a pulse width of 350 fs and a pulse energy of 0.24 μJ is focused inside a GaN wafer, 6 μm below the surface. The decomposition of GaN takes place in the focus area of the laser beam. The wafer is scanned in the X - Y plane until a continuous layer of decomposed material is created inside the wafer.

tum wells with a well width of 2.3 nm and a barrier width of 11 nm; and a 0.3- μm thick p-doped GaN:Mg layer ($p=3 \cdot 10^{17} \text{ cm}^{-3}$).

The chip isolation and the LSLO process were performed with an ytterbium-doped, diode-pumped solid-state laser with a wavelength of 1030 nm, a pulse duration of 350 fs, and a pulse energy of 400 μJ . A three-axis motorized translation stage was used to perform scanning in the X - Y -plane and to adjust the focus position along the Z axis.

First, a $500\mu\text{m} \times 500\mu\text{m}$ chip was isolated through the laser scribing process – grooves with a depth of 6 μm and a width of 5 μm were cut along the chip perimeter. Such grooves are necessary to release the gas produced by the GaN decomposition during the LSLO process. A $20\times$ dry objective was used to focus the laser beam on the surface of the GaN layer. The pulse energy was 5 μJ , pulse repetition rate was 1 kHz and the scanning velocity was 1000 $\mu\text{m/s}$.

To perform the LSLO an oil immersion objective ($100\times$, $\text{NA} = 1.25$) with an $n=1.518$ immersion oil was used. Before performing the LSLO, the breakdown threshold was determined: the laser was focused at a depth of 6 μm below the surface and the laser pulse energy was gradually increased until a breakdown in the focus area was observed at a pulse energy of 0.2 μJ . After that, the LSLO was performed using a pulse energy of 0.24 μJ . The laser beam, directed from the front side of the sample with a beam focus located 6 μm under the surface was used to create a thin decomposed layer 6 μm below the surface of the wafer. The scanning pattern exhibited a set of parallel rows. The scanning velocity

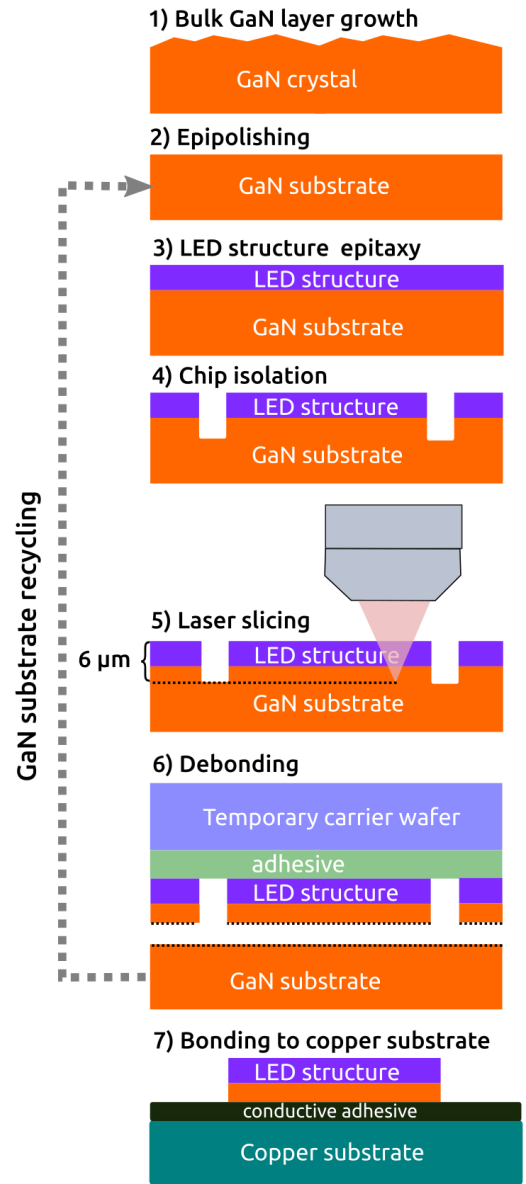


Figure 2. Schematic diagram of thin-film InGaN LED chip fabrication using the laser slicing lift-off process.

along the row was 1000 $\mu\text{m/s}$ and the pulse repetition rate was 2.5 kHz resulting in a pulse-to-pulse distance along the row of 0.4 μm ; the distance between the rows was 2 μm .

After the LSLO process, the LED chip was bonded to a temporary carrier wafer using a cyanoacrylate adhesive. After the adhesive hardened, the chip was debonded from the substrate. Then, the cyanoacrylate adhesive was dissolved, and the chip was bonded to a copper substrate using an electrically conductive silver epoxy as a bonding material.

To observe the electroluminescence of the chip, an electrical current probe was connected directly to the surface of the chip, without applying any current-spreading




Figure 3. a) A photograph of the InGaN LED chip on a copper substrate with a current probe connected, electroluminescence at 1 mA operating current. The inset shows a microphotograph of this chip. b) SEM image of the Ga-face of the chip after the LSLO process. c) SEM image of the N-face of the chip after the LSLO process.

layers. The light emitting image of the LED chip on a copper substrate is shown in fig. 3(a). The operating current was 1 mA. Blue-light emission was observed under the probe, confirming that the MQW LED structure was not destroyed during the LSLO process. A detailed study of the I-V characteristics and the electroluminescence spectrum, as well as a detailed comparison of the LED performance before and after the LSLO process will be published separately.

The SEM image of the top side (Ga-face) of the LED chip after the LSLO process is shown in fig. 3(b). No signs of damage caused by the LSLO were observed on the surface. The SEM image of the bottom side (nitrogen-face) of the LED chip after LSLO and debonding is shown in fig. 3(c). The remains of the decomposed layer were observed. The surface roughness of the bottom side of the chip was estimated using a tilted-view SEM image (not shown) to be about 1 μm , which corresponds

to the focus depth of the laser beam. The thickness of the separated film was measured using a side-view SEM image (not shown) and was 5 μm , which corresponds to the position of the focus below the surface.

Following is a brief discussion of the technological limits and possible improvements of the method. The maximum thickness of the lifted-off layer is limited by the defocusing of the laser beam caused by spherical aberration and optical inhomogeneity of the material. Recent advances in the growth of pure GaN [47] make it possible to obtain an optically homogeneous material, and the adaptive optics techniques can compensate for spherical aberration when focusing to a depth of hundreds of microns [48]. The minimum thickness of the decomposed layer is limited by the depth of focus of the laser beam, which can be reduced by the use of high-numerical-aperture objectives, such as solid immersion lenses [49]. Processing throughput is mainly limited by the scanning speed, therefore the use of parallel multi-beam machining methods [50, 51] is highly desirable. Wafers with already deposited metallization layers can also be processed. For this, the focused laser beam is directed from the underside of the wafer. Other materials that decompose irreversibly under the action of laser breakdown can also be processed. The greatest practical interest of such materials is diamond, which is graphitized by laser breakdown [52].

In conclusion, a 5- μm thick GaN film with the InGaN LED MQW structure was lifted off from the bulk GaN layer by focusing near-infrared femtosecond laser pulses 6 μm under the surface of the GaN wafer. The film was transferred to a copper carrier and the electroluminescence of the LED structure was demonstrated.

ACKNOWLEDGMENTS

The authors gratefully thank Dr. I. Guiney and Prof. C. Humphreys from Cambridge University for the InGaN LED structure growth.

- [1] J. W. Chung, J. Lee, E. L. Piner, and T. Palacios, "Seamless On-Wafer Integration of Si(100) MOSFETs and GaN HEMTs," *IEEE Electron Device Letters*, vol. 30, no. 10, pp. 1015–1017, Oct 2009. [Online]. Available: <https://doi.org/10.1109/LED.2009.2027914>
- [2] A. J. Trindade, B. Guilhabert, E. Y. Xie, R. Ferreira, J. J. D. McKendry, D. Zhu, N. Laurand, E. Gu, D. J. Wallis, I. M. Watson, C. J. Humphreys, and M. D. Dawson, "Heterogeneous integration of gallium nitride light-emitting diodes on diamond and silica by transfer printing," *Opt. Express*, vol. 23, no. 7, pp. 9329–9338, Apr 2015. [Online]. Available: <http://doi.org/10.1364/OE.23.009329>
- [3] O. Moutanabbir and U. Gosele, "Heterogeneous Integration of Compound Semiconductors," *Annual Review of Materials Research*, vol. 40, no. 1, pp. 469–500, 2010. [Online]. Available: <http://doi.org/10.1146/annurev-matsci-070909-104448>
- [4] J. W. Pomeroy, M. Bernardoni, D. C. Dumka, D. M. Fanning, and M. Kuball, "Low thermal resistance GaN-on-diamond transistors characterized by three-dimensional Raman thermography mapping," *Applied Physics Letters*, vol. 104, no. 8, p. 083513, 2014. [Online]. Available: <https://doi.org/10.1063/1.4865583>
- [5] D. Iida, S. Kawai, N. Ema, T. Tsuchiya, M. Iwaya, T. Takeuchi, S. Kamiyama, and I. Akasaki, "Laser lift-off technique for freestanding GaN substrate using an In droplet formed by thermal decomposition of GaInN and its application to light-emitting diodes," *Applied Physics Letters*, vol. 105, no. 7, p. 072101, 2014. [Online]. Available: <http://doi.org/10.1063/1.4893757>
- [6] M. K. Kelly, O. Ambacher, R. Dimitrov, R. Handschuh,

- and M. Stutzmann, "Optical Process for Lift-off of Group III-Nitride Films," *physica status solidi (a)*, vol. 159, no. 1, pp. R3–R4, 1996. [Online]. Available: [http://doi.org/10.1002/1521-396X\(199701\)159:1%3CR3::AID-PSSA99993%3E3.0.CO;2-F](http://doi.org/10.1002/1521-396X(199701)159:1%3CR3::AID-PSSA99993%3E3.0.CO;2-F)
- [7] A. D. Williams and T. Moustakas, "Formation of large-area freestanding gallium nitride substrates by natural stress-induced separation of GaN and sapphire," *Journal of Crystal Growth*, vol. 300, no. 1, pp. 37 – 41, 2007, first International Symposium on Growth of Nitrides. [Online]. Available: <https://doi.org/10.1016/j.jcrysgro.2006.10.224>
 - [8] K. Yamane, M. Ueno, H. Furuya, N. Okada, and K. Tadatomo, "Successful natural stress-induced separation of hydride vapor phase epitaxy-grown GaN layers on sapphire substrates," *Journal of Crystal Growth*, vol. 358, pp. 1 – 4, 2012. [Online]. Available: <https://doi.org/10.1016/j.jcrysgro.2012.07.038>
 - [9] S. W. Bedell, C. Bayram, K. Fogel, P. Lauro, J. Kiser, J. Ott, Y. Zhu, and D. Sadana, "Vertical Light-Emitting Diode Fabrication by Controlled Spalling," *Applied Physics Express*, vol. 6, no. 11, p. 112301, 2013. [Online]. Available: <http://stacks.iop.org/1882-0786/6/i=11/a=112301>
 - [10] D. J. Rogers, F. H. Teherani, A. Ougazzaden, S. Gautier, L. Divay, A. Lussan, O. Durand, F. Wyczisk, G. Garry, T. Monteiro, M. R. Correia, M. Peres, A. Neves, D. McGrouther, J. N. Chapman, and M. Razeghi, "Use of ZnO thin films as sacrificial templates for metal organic vapor phase epitaxy and chemical lift-off of GaN," *Applied Physics Letters*, vol. 91, no. 7, p. 071120, 2007. [Online]. Available: <https://doi.org/10.1063/1.2770655>
 - [11] T.-Y. Tsai, R.-H. Horng, D.-S. Wu, S.-L. Ou, M.-T. Hung, and H.-H. Hsueh, "GaN Epilayer Grown on Ga₂O₃ Sacrificial Layer for Chemical Lift-Off Application," *Electrochemical and Solid-State Letters*, vol. 14, no. 11, pp. H434–H437, 2011. [Online]. Available: <http://doi.org/10.1149/2.002111esl>
 - [12] J. S. Ha, S. W. Lee, H. J. Lee, H. J. Lee, S. H. Lee, H. Goto, T. Kato, K. Fujii, M. W. Cho, and T. Yao, "The Fabrication of Vertical Light-Emitting Diodes Using Chemical Lift-Off Process," *IEEE Photonics Technology Letters*, vol. 20, no. 3, pp. 175–177, Feb 2008. [Online]. Available: <http://doi.org/10.1109/LPT.2007.912491>
 - [13] C.-F. Lin, J.-J. Dai, M.-S. Lin, K.-T. Chen, W.-C. Huang, C.-M. Lin, R.-H. Jiang, and Y.-C. Huang, "An AlN Sacrificial Buffer Layer Inserted into the GaN/Patterned Sapphire Substrate for a Chemical Lift-Off Process," *Applied Physics Express*, vol. 3, no. 3, p. 031001, 2010. [Online]. Available: <https://doi.org/10.1143/APEX.3.031001>
 - [14] D. J. Meyer, B. P. Downey, D. S. Katzer, N. Nepal, V. D. Wheeler, M. T. Hardy, T. J. Anderson, and D. F. Storm, "Epitaxial Lift-Off and Transfer of III-N Materials and Devices from SiC Substrates," *IEEE Transactions on Semiconductor Manufacturing*, vol. 29, no. 4, pp. 384–389, Nov 2016. [Online]. Available: <http://doi.org/10.1109/TSM.2016.2599839>
 - [15] J. Park, K. M. Song, S.-R. Jeon, J. H. Baek, and S.-W. Ryu, "Doping selective lateral electrochemical etching of GaN for chemical lift-off," *Applied Physics Letters*, vol. 94, no. 22, p. 221907, 2009. [Online]. Available: <https://doi.org/10.1063/1.3153116>
 - [16] Y. Melnik, A. Nikolaev, I. Nikitina, K. Vassilevski, and V. Dmitriev, "Properties of Free-Standing GaN Bulk Crystals Grown by HVPE," *MRS Proceedings*, vol. 482, p. 269, 1997. [Online]. Available: <http://doi.org/10.1557/PROC-482-269>
 - [17] K. Motoki, T. Okahisa, N. Matsumoto, M. Matsushima, H. Kimura, H. Kasai, K. Takemoto, K. Uematsu, T. Hirano, M. Nakayama, S. Nakahata, M. Ueno, D. Hara, Y. Kumagai, A. Koukitu, and H. Seki, "Preparation of Large Freestanding GaN Substrates by Hydride Vapor Phase Epitaxy Using GaAs as a Starting Substrate," *Japanese Journal of Applied Physics*, vol. 40, no. 2B, p. L140, 2001. [Online]. Available: <https://doi.org/10.1143/JJAP.40.L140>
 - [18] M. Lesecq, V. Hoel, A. L. des Etangs-Levallois, E. Pichonat, Y. Douvry, and J. C. D. Jaeger, "High Performance of AlGaIn/GaN HEMTs Reported on Adhesive Flexible Tape," *IEEE Electron Device Letters*, vol. 32, no. 2, pp. 143–145, Feb 2011. [Online]. Available: <http://doi.org/10.1109/LED.2010.2091251>
 - [19] M. Lee, D. Mikulik, J. Kim, Y. Tak, J. Kim, M. Shim, Y. Park, U. Chung, E. Yoon, and S. Park, "A Novel Growth Method of Freestanding GaN Using In situ Removal of Si Substrate in Hydride Vapor Phase Epitaxy," *Applied Physics Express*, vol. 6, no. 12, p. 125502, 2013. [Online]. Available: <https://doi.org/10.7567/APEX.6.125502>
 - [20] Y. Oshima, T. Eri, M. Shibata, H. Sunakawa, K. Kobayashi, T. Ichihashi, and A. Usui, "Preparation of Freestanding GaN Wafers by Hydride Vapor Phase Epitaxy with Void-Assisted Separation," *Japanese Journal of Applied Physics*, vol. 42, no. 1A, p. L1, 2003. [Online]. Available: <https://doi.org/10.1143/JJAP.42.L1>
 - [21] D. Gogova, A. Kasic, H. Larsson, C. Hemmingsson, B. Monemar, F. Tuomisto, K. Saarinen, L. Dobos, B. Pécz, P. Gibart, and B. Beaumont, "Strain-free bulk-like GaN grown by hydride-vapor-phase-epitaxy on two-step epitaxial lateral overgrown GaN template," *Journal of Applied Physics*, vol. 96, no. 1, pp. 799–806, 2004. [Online]. Available: <https://doi.org/10.1063/1.1753073>
 - [22] C. Hennig, E. Richter, M. Weyers, and G. Trankle, "Freestanding 2-in GaN layers using lateral overgrowth with HVPE," *Journal of Crystal Growth*, vol. 310, no. 5, pp. 911 – 915, 2008, proceedings of the E-MRS Conference, Symposium G. [Online]. Available: <https://doi.org/10.1016/j.jcrysgro.2007.11.102>
 - [23] F. Lipski, T. Wunderer, S. Schwaiger, and F. Scholz, "Fabrication of freestanding 2"-GaN wafers by hydride vapour phase epitaxy and self-separation during cooldown," *Physica Status Solidi (a)*, vol. 207, no. 6, pp. 1287–1291, 2010. [Online]. Available: <https://doi.org/10.1002/pssa.200983517>
 - [24] M. Amilusik, T. Sochacki, B. Lucznik, M. Bockowski, B. Sadovyi, A. Presz, I. Dziecielewski, and I. Grzegory, "Analysis of self-lift-off process during HVPE growth of GaN on MOCVD-GaN/sapphire substrates with photolithographically patterned Ti mask," *Journal of Crystal Growth*, vol. 380, pp. 99 – 105, 2013. [Online]. Available: <https://doi.org/10.1016/j.jcrysgro.2013.06.005>
 - [25] J. Kim, C. Bayram, H. Park, C.-W. Cheng, C. Dimitrakopoulos, J. A. Ott, K. B. Reuter, S. W. Bedell, and D. K. Sadana, "Principle of direct van der Waals epitaxy of single-crystalline films on epitaxial graphene,"

- Nature communications*, vol. 5, p. 4836, 2014. [Online]. Available: <https://doi.org/10.1038/ncomms5836>
- [26] Y. Kobayashi, K. Kumakura, T. Akasaka, and T. Makimoto, "Layered boron nitride as a release layer for mechanical transfer of GaN-based devices," *Nature*, vol. 484, no. 7393, p. 223, 2012. [Online]. Available: <https://doi.org/10.1038/nature10970>
- [27] A. S. Altakhov, R. I. Gorbunov, L. A. Kasharina, F. E. Latyshev, V. A. Tarala, and Y. G. Shreter, "Amorphous carbon buffer layers for separating free gallium nitride films," *Technical Physics Letters*, vol. 42, no. 11, pp. 1076–1078, Nov 2016. [Online]. Available: <https://doi.org/10.1134/S106378501611002X>
- [28] K. Kachel, M. Korytov, D. Gogova, Z. Galazka, M. Albrecht, R. Zwierz, D. Siche, S. Golka, A. Kwasniewski, M. Schmidbauer, and R. Fornari, "A new approach to free-standing GaN using β -Ga₂O₃ as a substrate," *CrystEngComm*, vol. 14, pp. 8536–8540, 2012. [Online]. Available: <http://dx.doi.org/10.1039/C2CE25976A>
- [29] K. Ohnishi, M. Kanoh, T. Tanikawa, S. Kuboya, T. Mukai, and T. Matsuoka, "Halide vapor phase epitaxy of thick GaN films on ScAlMgO 4 substrates and their self-separation for fabricating freestanding wafers," *Applied Physics Express*, vol. 10, no. 10, p. 101001, 2017. [Online]. Available: <https://doi.org/10.7567/APEX.10.101001>
- [30] Y. Chris, M. Robert, R. Rekha, F. Kamran, X. Andy, B. Ed, W. Jingshan, F. Patrick, C. Timothy, C. Eric, and G. Louis, "Wafer-scale epitaxial lift-off of GaN using bandgap-selective photoenhanced wet etching," *physica status solidi (b)*, vol. 254, no. 8, p. 1600774, 2017. [Online]. Available: <https://doi.org/10.1002/pssb.201600774>
- [31] C.-Y. Lee, Y.-P. Lan, P.-M. Tu, S.-C. Hsu, C.-C. Lin, H.-C. Kuo, G.-C. Chi, and C.-Y. Chang, "Natural substrate lift-off technique for vertical light-emitting diodes," *Applied Physics Express*, vol. 7, no. 4, p. 042103, 2014. [Online]. Available: <https://doi.org/10.7567/APEX.7.042103>
- [32] M. G. Mynbaeva, A. E. Nikolaev, A. A. Sitnikova, and K. D. Mynbaev, "HVPE homo-epitaxial growth of GaN on porous substrates," *CrystEngComm*, vol. 15, pp. 3640–3646, 2013. [Online]. Available: <http://dx.doi.org/10.1039/C3CE27099H>
- [33] S. Huang, Y. Zhang, B. Leung, G. Yuan, G. Wang, H. Jiang, Y. Fan, Q. Sun, J. Wang, K. Xu, and J. Han, "Mechanical Properties of Nanoporous GaN and Its Application for Separation and Transfer of GaN Thin Films," *ACS Applied Materials and Interfaces*, vol. 5, no. 21, pp. 11 074–11 079, 2013, pMID: 24125198. [Online]. Available: <http://doi.org/10.1021/am4032345>
- [34] Y.-H. Yeh, K.-M. Chen, Y.-H. Wu, Y.-C. Hsu, T.-Y. Yu, and W.-I. Lee, "Hydrogen etching of GaN and its application to produce free-standing GaN thick films," *Journal of Crystal Growth*, vol. 333, no. 1, pp. 16 – 19, 2011. [Online]. Available: <https://doi.org/10.1016/j.jcrysgro.2011.08.022>
- [35] S. W. Bedell, P. Lauro, J. A. Ott, K. Fogel, and D. K. Sadana, "Layer transfer of bulk gallium nitride by controlled spalling," *Journal of Applied Physics*, vol. 122, no. 2, p. 025103, 2017. [Online]. Available: <https://doi.org/10.1063/1.4986646>
- [36] A. Tauzin, T. Akatsu, M. Rabarot, J. Dechamp, M. Zussy, H. Moriceau, J. F. Michaud, A. M. Charvet, L. D. Cioccio, F. Fournel, J. Garrione, B. Faure, F. Letertre, and N. Kernevez, "Transfers of 2-inch GaN films onto sapphire substrates using Smart Cut™ technology," *Electronics Letters*, vol. 41, no. 11, pp. 668–670, May 2005. [Online]. Available: <http://doi.org/10.1049/el:20051038>
- [37] O. Moutanabbir and U. Gösele, "Bulk GaN Ion Cleaving," *Journal of Electronic Materials*, vol. 39, no. 5, pp. 482–488, May 2010. [Online]. Available: <https://doi.org/10.1007/s11664-010-1100-0>
- [38] R. B.-K. Chung, D. Kim, S.-K. Lim, J.-S. Choi, K.-J. Kim, B.-H. Lee, K. S. Jung, H.-J. Kim-Lee, W. J. Lee, B. Park, and K. Woo, "Layer-Transferred GaN Template by Ion Cut for Nitride-Based Light-Emitting Diodes," *Applied Physics Express*, vol. 6, no. 11, p. 111005, 2013. [Online]. Available: <https://doi.org/10.7567/APEX.6.111005>
- [39] K. Huang, T. You, Q. Jia, A. Yi, S. Zhang, R. Zhang, J. Lin, M. Zhou, W. Yu, B. Zhang *et al.*, "Defects induced by MeV H⁺ implantation for exfoliating of free-standing GaN film," *Applied Physics A*, vol. 124, no. 2, p. 118, 2018. [Online]. Available: <https://doi.org/10.1007/s00339-017-1508-y>
- [40] M. V. Virko, V. S. Kogotkov, A. A. Leonidov, V. V. Voronenkov, Y. T. Rebane, A. S. Zubrilov, R. I. Gorbunov, P. E. Latyshev, N. I. Bochkareva, Y. S. Lelikov, D. V. Tarhin, A. N. Smirnov, V. Y. Davydov, and Y. G. Shreter, "On the laser detachment of n-GaN films from substrates, based on the strong absorption of IR light by free charge carriers in n+-GaN substrates," *Semiconductors*, vol. 50, no. 5, pp. 699–704, May 2016. [Online]. Available: <https://doi.org/10.1134/S1063782616050250>
- [41] Y. Han, J. Peng, B. Li, Z. Wang, K. Wei, T. Shen, J. Sun, L. Zhang, C. Yao, N. Gao, X. Gao, L. Pang, Y. Zhu, H. Chang, M. Cui, P. Luo, Y. Sheng, H. Zhang, L. Zhang, X. Fang, S. Zhao, J. Jin, Y. Huang, C. Liu, P. Tai, D. Wang, and W. He, "Lattice disorder produced in GaN by He-ion implantation," *Nuclear Instruments and Methods in Physics Research Section B: Beam Interactions with Materials and Atoms*, vol. 406, pp. 543 – 547, 2017, the 27th International Conference on Atomic Collisions in Solids. [Online]. Available: <https://doi.org/10.1016/j.nimb.2016.12.039>
- [42] Y. G. Shreter, Y. T. Rebane, and A. V. Mironov, "Method of Separating Surface Layer of Semiconductor Crystal Using a Laser Beam Perpendicular to the Separating Plane," Sep. 26 2013, US Patent App. 13/990,359.
- [43] B. C. Stuart, M. D. Feit, S. Herman, A. M. Rubenchik, B. W. Shore, and M. D. Perry, "Nanosecond-to-femtosecond laser-induced breakdown in dielectrics," *Phys. Rev. B*, vol. 53, pp. 1749–1761, Jan 1996. [Online]. Available: <https://doi.org/10.1103/PhysRevB.53.1749>
- [44] S. Nakashima, K. Sugioka, and K. Midorikawa, "Fabrication of microchannels in single-crystal GaN by wet-chemical-assisted femtosecond-laser ablation," *Applied Surface Science*, vol. 255, no. 24, pp. 9770 – 9774, 2009, proceedings of the Sixth International Conference on Photo-Excited Processes and Applications (6-ICPEPA). [Online]. Available: <https://doi.org/10.1016/j.apsusc.2009.04.159>
- [45] M. Kumagai, N. Uchiyama, E. Ohmura, R. Sugiura, K. Atsumi, and K. Fukumitsu, "Advanced Dicing Technology for Semiconductor Wafer Stealth Dicing,"

- IEEE Transactions on Semiconductor Manufacturing*, vol. 20, no. 3, pp. 259–265, Aug 2007. [Online]. Available: <http://doi.org/10.1109/TSM.2007.901849>
- [46] V. V. Voronenkov, N. I. Bochkareva, R. I. Gorbunov, P. E. Latyshev, Y. S. Lelikov, Y. T. Rebane, A. I. Tsyuk, A. S. Zubrilov, U. W. Popp, M. Strafela, and Y. Shreter, “Two modes of HVPE growth of GaN and related macrodefects,” *Physica Status Solidi (c)*, vol. 10, no. 3, pp. 468–471, 2013. [Online]. Available: <https://doi.org/10.1002/pssc.201200701>
- [47] H. Fujikura, T. Konno, T. Yoshida, and F. Horikiri, “Hydride-vapor-phase epitaxial growth of highly pure GaN layers with smooth as-grown surfaces on free-standing GaN substrates,” *Japanese Journal of Applied Physics*, vol. 56, no. 8, p. 085503, 2017. [Online]. Available: <https://doi.org/10.7567/JJAP.56.085503>
- [48] P. S. Salter, M. Baum, I. Alexeev, M. Schmidt, and M. J. Booth, “Exploring the depth range for three-dimensional laser machining with aberration correction,” *Opt. Express*, vol. 22, no. 15, pp. 17 644–17 656, Jul 2014. [Online]. Available: <http://doi.org/10.1364/OE.22.017644>
- [49] G. S. Kino, “Applications and theory of the solid immersion lens,” *Proc.SPIE*, vol. 3609, pp. 3609 – 3609 – 11, 1999. [Online]. Available: <https://doi.org/10.1117/12.351043>
- [50] J.-i. Kato, N. Takeyasu, Y. Adachi, H.-B. Sun, and S. Kawata, “Multiple-spot parallel processing for laser micromanufacturing,” *Applied Physics Letters*, vol. 86, no. 4, p. 044102, 2005. [Online]. Available: <https://doi.org/10.1063/1.1855404>
- [51] A. Jesacher and M. J. Booth, “Parallel direct laser writing in three dimensions with spatially dependent aberration correction,” *Opt. Express*, vol. 18, no. 20, pp. 21 090–21 099, Sep 2010. [Online]. Available: <http://doi.org/10.1364/OE.18.021090>
- [52] T. Kononenko, M. Meier, M. Komlenok, S. Pimenov, V. Romano, V. Pashinin, and V. Konov, “Microstructuring of diamond bulk by IR femtosecond laser pulses,” *Applied Physics A*, vol. 90, no. 4, pp. 645–651, Mar 2008. [Online]. Available: <https://doi.org/10.1007/s00339-007-4350-9>