

Atoms trapped by a spin-dependent optical lattice potential: realization of a ground state quantum rotor

Igor Kuzmenko^{1,2}, Tetyana Kuzmenko¹, Y. Avishai^{1,4} and Y. B. Band^{1,2,3,4}

¹Department of Physics, ²Department of Chemistry,

³Department of Electro-Optics, and ⁴The Ilse Katz Center for Nano-Science,
Ben-Gurion University of the Negev, Beer-Sheva 84105, Israel

(Dated: December 20, 2024)

In a cold atom gas subject to a 2D spin-dependent optical lattice potential with hexagonal symmetry, trapped atoms undergo orbital motion around the potential minima. Such atoms are elementary quantum rotors. We develop the theory of such quantum rotors. Wave functions, energies, and degeneracies are determined for both bosonic and fermionic atoms, and magnetic dipole transitions between the states are elucidated. Quantum rotors in optical lattices with precisely one atom per unit cell can be used as high precision rotation sensors, accelerometers, and magnetometers.

PACS numbers: 32.80.Pj, 71.70.Ej, 73.22.Dj

Introduction: An elementary quantum rotor (QR) is a particle whose motion is constrained to a circular ring (or a multi-dimensional spherical shell) [1]. References [1, 2] state that “elementary QRs do not exist in nature”. In this Letter we consider both bosonic and fermionic cold atoms subject to a 2D spin-dependent optical lattice potential (SDOLP) of hexagonal symmetry, and show that the trapped atoms behave as elementary QRs. Such trapped atoms in an optical lattice with *singly occupied sites* (deleterious spin relaxation effects are thereby suppressed) can be used as a high accuracy rotation sensor, accelerometer, and magnetometer, using stimulated Raman scattering as a probe.

The Model: Consider alkaline atoms trapped in the x - y plane by a SDOLP [3–9]. As shown schematically in Fig. 1, an optical lattice potential with hexagonal symmetry [10] is formed by 6 coherent laser beams of wavelength $\lambda_0 = \frac{2\pi}{q_0}$ and wave-vectors $\mathbf{q}_n = -q_0(\cos(n\pi/3), \sin(n\pi/3))$ with $n = 1, 2, 3, \dots, 6$. The

resultant electric field of amplitude E_0 is $\mathbf{E}(\mathbf{r}, t) = (\mathbf{E}(\mathbf{r})e^{-i\omega_0 t} + \text{c.c.})/2$, with space dependent part

$$\mathbf{E}(\mathbf{r}) = E_0 \sum_{n=1}^6 \xi_n e^{i\mathbf{q}_n \cdot \mathbf{r}}, \quad (1)$$

where the polarization vectors ξ_n are

$$\xi_n = \left\{ \sqrt{1 - \beta^2} \mathbf{e}_z + \frac{\beta}{q_0} \mathbf{q}_n \times \mathbf{e}_z \right\}. \quad (2)$$

The electric field (1) is a linear combination of standing waves with in-plane and out-of-plane linear polarization with real mixing parameter $0 < \beta < 1$ (in what follows we take $\beta = 1/\sqrt{2}$). It generates an effective SDOLP experienced by the atoms.

The quantum states of the trapped atoms are described by the electronic angular momentum J , the nuclear spin I , and the total internal atomic angular momentum quantum number F ($\mathbf{F} = \mathbf{J} + \mathbf{I}$). As we shall see, atoms with $F \neq 0$ rotate in a closed circular ring in the x - y plane around local minima of the scalar optical lattice potential. The corresponding orbital angular momentum operator is denoted by ℓ . The projections of \mathbf{F} , ℓ and the total angular momentum of the QR, $\mathcal{L} = \mathbf{F} + \ell$, on the z -axis are f , m and $\zeta = f + m$ respectively. For bosonic (fermionic) atoms ζ is an integer (half-integer). Generically, the optical potential is not diagonal in F nor in f [5], for further details see the Supplemental Material (SM) [11]. However, when the off-diagonal elements in F are much smaller than the atomic hyperfine splitting, the mixing of atomic energy levels with different quantum numbers F can be neglected.

For $J = 1/2$, the optical lattice potential (calculated as the second-order ac Stark shift) takes the form [5, 11],

$$W_{f,f'}(\mathbf{r}) = V(\mathbf{r})\delta_{f,f'} - \mathbf{B}(\mathbf{r}) \cdot \mathbf{F}_{f,f'}, \quad (3)$$

where the scalar optical potential $V(\mathbf{r})$ and fictitious

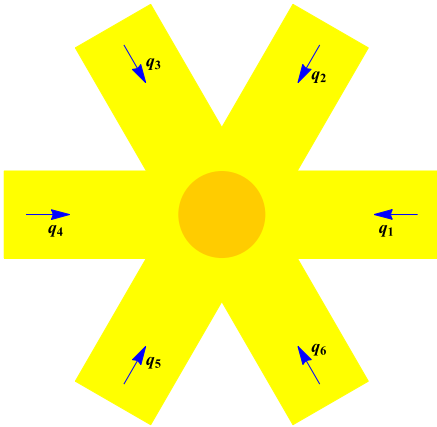


FIG. 1: Laser beams (yellow) with wavevectors \mathbf{q}_n in the x - y plane generate an optical lattice potential with hexagonal symmetry. The orange disk in the center shows the physical region in which the optical lattice is located.

TABLE I: Recoil temperatures $T_0 = \mathcal{E}_0/k_B = \hbar^2 q_0^2/(2Mk_B)$ for some atoms.

fermions		bosons	
atom	T_0 (μK)	atom	T_0 (μK)
^2H	321.7	^7Li	3.031
^6Li	3.536	^{23}Na	1.197
^{40}K	0.404	^{39}K	0.414

magnetic field $\mathbf{B}(\mathbf{r})$ [12] (which has units of energy) are

$$V(\mathbf{r}) = -\frac{\alpha_0(\omega_0)}{4} \mathbf{E}^*(\mathbf{r}) \cdot \mathbf{E}(\mathbf{r}), \quad (4)$$

$$\mathbf{B}(\mathbf{r}) = \frac{i\alpha_1(\omega_0)}{4(2I+1)} [\mathbf{E}^*(\mathbf{r}) \times \mathbf{E}(\mathbf{r})]. \quad (5)$$

Here $\alpha_0(\omega_0)$ and $\alpha_1(\omega_0)$ are scalar and vector dynamical polarizabilities of the atom [5, 11, 13]. For $J > 1/2$, a tensor term is also present in Eq. (3) [11].

The scalar optical lattice potential and the fictitious magnetic field are periodic, $V(\mathbf{r}) = V(\mathbf{r} + m_1\mathbf{a}_1 + m_2\mathbf{a}_2)$ and $\mathbf{B}(\mathbf{r}) = \mathbf{B}(\mathbf{r} + m_1\mathbf{a}_1 + m_2\mathbf{a}_2)$, where m_1 and m_2 are integers, the lattice vectors are $\mathbf{a}_j = \lambda_0(\mathbf{e}_x \sin \theta_j + \mathbf{e}_y \cos \theta_j)$, $j = 1, 2$, and $\theta_j = (-1)^j \pi/3$. $V(\mathbf{r})$ has minima at $\mathbf{r}_{\min} = m_1\mathbf{a}_1 + m_2\mathbf{a}_2$. $\mathbf{B}(\mathbf{r})$ is a pseudovector [5], and it changes sign under time reversal (but the QR Hamiltonian is time reversal invariant). The scalar potential $V(\mathbf{r})$ and the fictitious magnetic field $\mathbf{B}(\mathbf{r})$ are plotted versus \mathbf{r} in Fig. 1 of the SM.

The loss of atoms from the near-detuned SDOLP due to excited state spontaneous emission can be phenomenologically taken into account in terms of the imaginary contribution to the energy denominator of the second order ac Stark shift, see Eq. (7) of the SM. If Δ is the detuning of the optical frequency from resonance and γ_e is the inverse of the excited electronic state lifetime, the loss rate is given by

$$\Gamma(\mathbf{r}) = \frac{V(\mathbf{r})\gamma_e}{2\hbar\Delta}. \quad (6)$$

$\Gamma(\mathbf{r})$ will enter into our considerations of the accuracy of measurements of the sensors we consider.

Candidates for observing QR states include the fermions ^2H , ^6Li , ^{23}Na , ^{40}K , and the bosons ^7Li , ^{23}Na , ^{39}K . All of them have nonzero F in their ground electronic state [15]. Recoil temperatures $T_0 = \mathcal{E}_0/k_B$ for the fermionic and bosonic species are listed in Table I.

2D Isotropic approximation: We assume here that the depth of $V(\mathbf{r})$ at the minimum positions exceeds the recoil energy $\mathcal{E}_0 = \hbar^2 q_0^2/(2M)$, where M is the atomic mass, and the low-energy atomic states are trapped and localized near these minima. For the hexagonal symmetry case, the scalar potential near the minimum at $\mathbf{r} = (0, 0)$ can be well-approximated by $V(\mathbf{r}) \approx \tilde{V}(r)$,

where

$$\tilde{V}(r) = -\frac{V_0}{6} \left[2 + 3J_0\left(\frac{2\pi r}{\lambda_0}\right) + J_0\left(\frac{2\sqrt{3}\pi r}{\lambda_0}\right) \right], \quad (7)$$

and $V_0 = 18\alpha_0(\omega_0)E_0^2$, and the fictitious magnetic field near this minimum can be approximated by $\mathbf{B}(r) \approx \tilde{B}(r)\mathbf{e}_r$ where

$$\tilde{B}(r) = \frac{B_0}{3(2I+1)} \left[J_1\left(\frac{2\pi r}{\lambda_0}\right) + J_1\left(\frac{4\pi r}{\lambda_0}\right) + \sqrt{3} J_1\left(\frac{2\sqrt{3}\pi r}{\lambda_0}\right) \right]. \quad (8)$$

Here $B_0 = 18\alpha_1(\omega_0)E_0^2$, $J_n(\rho)$ is the Bessel function of order n , and the unit vector \mathbf{e}_r is along \mathbf{r} . The dependence of V_0 and B_0 on the detuning of ω_0 from resonance is discussed in the SM.

The (fictitious) Zeeman interaction $\mathbf{B}(\mathbf{r}) \cdot \mathbf{F}$ is proportional to $F_r = \mathbf{F} \cdot \mathbf{e}_r$ [since $\mathbf{B}(\mathbf{r})$ is radial] and does not commute with the operators F_z or $\ell_z (= -i\partial_\phi)$, but commutes with $\mathcal{L}_z = F_z + \ell_z$. Hence, f and m are not individually good quantum numbers of the total Hamiltonian but ζ , the eigenvalue of the operator \mathcal{L}_z , is. The wave functions $\Psi_{n,\zeta}(\mathbf{r})$ and energy levels $\epsilon_{n,\zeta}$ of the trapped atoms are found from the Schrödinger equation [14],

$$\left[-\frac{\hbar^2 \nabla^2}{2M} + \tilde{V}(r) - \tilde{B}(r)F_r - \epsilon_{n,\zeta} \right] \Psi_{n,\zeta}(\mathbf{r}) = 0, \quad (9)$$

and the functions $\Psi_{n,\zeta}(\mathbf{r})$ can be expanded as follows:

$$\Psi_{n,\zeta}(\mathbf{r}) = \frac{1}{\sqrt{2\pi r}} \sum_{\sigma} \psi_{n,\zeta,\sigma}(r) e^{i\zeta\phi} \chi_{\sigma}(\phi). \quad (10)$$

Here $\chi_{\sigma}(\phi)$ are spinor eigenfunctions of F_r , i.e., $F_r \chi_{\sigma}(\phi) = \sigma \chi_{\sigma}(\phi)$, (σ is not to be confused with f , the eigenvalue of F_z).

Explicitly, for $F = 1/2$ (e.g., ^6Li), $\sigma = \pm 1/2$, and $\chi_{\sigma}(\phi)$ is given by

$$\chi_{\sigma=\pm 1/2}(\phi) = \frac{1}{\sqrt{2}} \left\{ e^{-\frac{i\phi}{2}} \chi_{\uparrow}^{(z)} \pm e^{\frac{i\phi}{2}} \chi_{\downarrow}^{(z)} \right\},$$

where $\chi_f^{(z)}$ are eigenfunctions of F_z with eigenvalues f . Substituting the wave function (10) into the Schrödinger equation (9) we obtain,

$$\left[-\frac{\hbar^2}{2M} \frac{\partial^2}{\partial r^2} + \tilde{V}(r) - \frac{1}{2} \tilde{B}(r) + \zeta^2 C(r) - \epsilon_{n,\zeta} \right] \times \psi_{n,\zeta,1/2}(r) = \zeta C(r) \psi_{n,\zeta,-1/2}(r), \quad (11a)$$

$$\left[-\frac{\hbar^2}{2M} \frac{\partial^2}{\partial r^2} + \tilde{V}(r) + \frac{1}{2} \tilde{B}(r) + \zeta^2 C(r) - \epsilon_{n,\zeta} \right] \times \psi_{n,\zeta,-1/2}(r) = \zeta C(r) \psi_{n,\zeta,1/2}(r), \quad (11b)$$

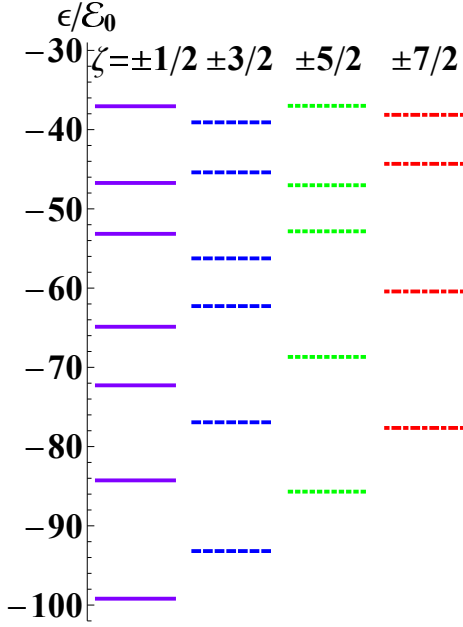


FIG. 2: Fermionic QR energy levels for $F = 1/2$ with $V_0 = 100 \mathcal{E}_0$ and $B_0 = 180 \mathcal{E}_0$. The solid purple, dashed blue, dotted green and dot-dashed red lines correspond to energy levels with $\zeta = \pm 1/2, \pm 3/2, \pm 5/2, \pm 7/2$. The energy levels with $n = 0, 1, \dots$, go from bottom to top.

where the off-diagonal spin-flip term is proportional to $C(r) = \hbar^2/(2Mr^2)$. The numerical calculations presented below will be for the fermionic case with $F = 1/2$.

Hereafter, we assume that $V_0, |B_0| \gg \mathcal{E}_0$. The assumption $V_0 \gg \mathcal{E}_0$ means that the potential wells are deep and the tunneling probability of the atoms between the wells is small. The off-diagonal terms $\zeta C(r) \psi_{n,\zeta,\bar{\sigma}}(r)$, where $\bar{\sigma} = -\sigma$, are just a weak correction to the ground-state energy level and could be calculated in perturbation theory, but not so for the excited states.

We compute the wave functions and the eigen-energies $\epsilon_{n,\zeta}$ of the trapped atoms by solving the Sturm-Liouville system of equations (11) with $V_0 = 100 \mathcal{E}_0$, $B_0 = 180 \mathcal{E}_0$. The resulting energies $\epsilon_{n,\zeta}$ are shown in Fig. 2. For the fermionic case, all the energy levels are two-fold degenerate, $\epsilon_{n,\zeta} = \epsilon_{n,-\zeta}$.

The degenerate ground state has quantum numbers $(n, \zeta) = (0, \pm 1/2)$, and energy $\epsilon_{0,\pm 1/2} = -99.196 \mathcal{E}_0$. The lowest energy excited states are orbital excitations with quantum numbers $(n, \zeta) = (0, \pm 3/2)$ and the radial excitations $(1, \pm 1/2)$, see Fig. 2. The corresponding excitation energies are,

$$\epsilon_{0,3/2} - \epsilon_{0,1/2} = 6.011 \mathcal{E}_0, \quad (12a)$$

$$\epsilon_{1,1/2} - \epsilon_{0,1/2} = 14.93 \mathcal{E}_0, \quad (12b)$$

When the temperature of the atoms is below $T_{\text{orbit}} = (\epsilon_{0,3/2} - \epsilon_{0,1/2})/k_B$, the trapped atoms are in their ground state. T_{orbit} is of order of T_0 , see Eq. (12a).

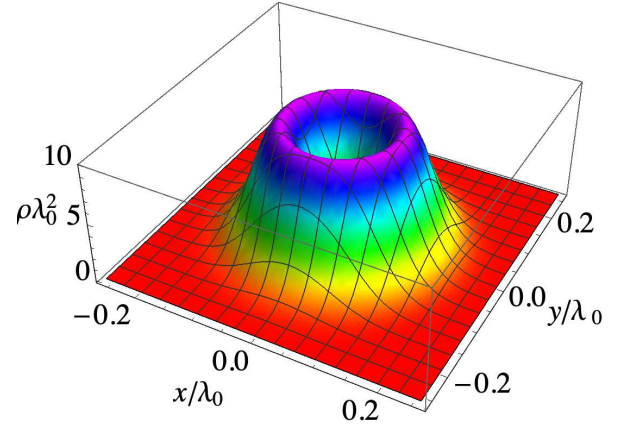


FIG. 3: The ground state areal probability density (13) versus $\mathbf{r} = (x, y)$ for a $F = 1/2$ fermionic atom.

The ground state areal probability density $\rho(\mathbf{r})$ is,

$$\rho(r) = |\Psi_{0,1/2}(\mathbf{r})|^2. \quad (13)$$

Note that, because the optical lattice potential is nearly isotropic about the potential minima, the probability depends only on r and not on ϕ . $\rho(r)$ has a maximum at $r = r_0 = 0.068 \lambda_0$, and decays with $|r - r_0|$, as shown in Fig. 3. Thus, the atom is confined near a circular ring of radius r_0 (hence it is a QR [1]). $\rho(r)$ vanishes linearly with r as $r \rightarrow 0$. The QR ground state density can be observed as described in Ref. [16].

Exotic properties of the QR state: The following exotic expectation values are obtained for the QR:

$$\langle n, \zeta | \ell_z | n, \zeta \rangle = \zeta - \langle n, \zeta | F_z | n, \zeta \rangle, \quad (14)$$

$$\langle n, \zeta | \ell_z^2 | n, \zeta \rangle = \zeta^2 - \langle n, \zeta | 2\zeta F_z - F_z^2 | n, \zeta \rangle. \quad (15)$$

Recall that $\mathcal{L}_z = \ell_z + F_z$, and that $\Psi_{n,\zeta}(\mathbf{r}) = \langle \mathbf{r} | n, \zeta \rangle$ are eigenfunctions of \mathcal{L}_z with eigenvalue ζ , however $\Psi_{n,\zeta}(\mathbf{r})$ is not an eigenfunction of F_z or F_z^2 , and $\langle n, \zeta | F_z^2 | n, \zeta \rangle \neq 0$.

For fermionic or bosonic QRs, the wave functions $\Psi_{n,\zeta}(\mathbf{r})$ in Eq. (10) are expressed as sums of products of spatial wave functions $\psi_{n,\zeta,\sigma}(r)e^{i\zeta\phi}$ and spin wave functions $\chi_\sigma(\phi)$. They have unusual symmetry relations under rotation through an angle 2π around the z axis. The angular part of the spatial wave function, satisfies $e^{i\zeta(\phi+2\pi)} = \pm e^{i\zeta\phi}$ (upper sign for bosons and lower sign for fermions), and the spin wave function satisfies $e^{2\pi i \mathcal{L}_z} \chi_\sigma(\phi) = \chi_\sigma(\phi)$.

For bosonic QRs, ζ and σ are integers, so the angular part of the spatial wave functions, $e^{i\zeta\phi}$, and the spin wave functions satisfy the properties, $e^{i\zeta(\phi+2\pi)} = e^{i\zeta\phi}$ and $e^{2\pi i \mathcal{L}_z} \chi_\sigma(\phi) = \chi_\sigma(\phi)$. The non-degenerate ground state $|n = 0, \zeta = 0\rangle$ is such that $\langle 0, 0 | F_z | 0, 0 \rangle = 0$, but $\langle 0, 0 | F_z^2 | 0, 0 \rangle \neq 0$, and therefore $\langle 0, 0 | \ell_z^2 | 0, 0 \rangle \neq 0$. The spin-excited QR states have $\zeta \neq 0$ and are doubly degenerate (see Eq. (1.23) in Ref. [1]). All states have an areal density which vanishes at $r = 0$.

For fermionic QRs, ζ and σ are half-integer, and all states (including the ground state) are doubly degenerate. The atoms execute orbital motion around the minimum of the lattice potential. The ground state has $n = 0$ and $\zeta = \pm 1/2$, and is an *exotic QR* since it is *two-fold degenerate* with finite orbital angular momentum. The expectation values of ℓ_z and ℓ_z^2 are non-zero. For $F = 1/2$, $\langle n, \zeta | \ell_z | n, \zeta \rangle = \frac{\zeta}{2} - \beta_{n, \zeta}^z$, and $\langle n, \zeta | \ell_z^2 | n, \zeta \rangle = \frac{1}{2} - |\beta_{n, \zeta}^z|$, where

$$\beta_{n, \zeta}^z = \frac{1}{2} \sum_{\sigma} \int \psi_{n, \zeta, \sigma} \psi_{n, \zeta, -\sigma} dr. \quad (16)$$

Ground state QRs with precisely one atom per site can serve as a rotation sensor, an accelerometer, and a magnetometer. For these applications and for the study of QRs in general, radio wave spectroscopy and Raman spectroscopy are valuable tools.

Stimulated Raman Spectroscopy: Consider Raman transitions between the QR states $|n = 0, \zeta = 1/2\rangle$ and $|n = 0, \zeta = -1/2\rangle$ that are split by an energy $\hbar\Delta_{QR}$ due to the presence of an external magnetic field, and/or an in-plane acceleration and/or a non-inertial rotation. We explicitly consider far-off-resonance radio wave transitions that are red-detuned from the $F = 3/2$ atomic hyperfine state by a large detuning Δ_{hf} , $\Delta_{\text{hf}} < 0$ and $|\Delta_{\text{hf}}| \gg \gamma_{\text{hf}}$, where γ_{hf} is the decay rate of the $F = 3/2$ hyperfine state (see Fig. 6 in SM). Far-off-resonance stimulated Raman scattering can be treated as a two-level system with a generalized Raman Rabi frequency, $\Omega_g = \frac{\Omega_p \Omega_s}{\Delta_{\text{hf}}}$. The pump has frequency ω_p and Rabi frequency Ω_p , and takes the system up from the lower of the two QR states to a virtual intermediate state, and the Stokes radiation has frequency ω_s and Rabi frequency Ω_s , and it takes the system down to the upper of the two QR states. Let $\delta = \omega_p - \omega_s - \Delta_{QR}$ be the detuning from Raman resonance. The dressed-state [17] complex Hamiltonian in the 2-level $|n = 0, \zeta = \pm 1/2\rangle$ manifold, which incorporates decay of the QR states, can be written as [18]

$$H_{\text{Raman}} = \hbar \begin{pmatrix} 0 - i\Gamma_{0,1/2}/2 & \Omega_g/2 \\ \Omega_g/2 & \delta - i\Gamma_{0,-1/2}/2 \end{pmatrix}. \quad (17)$$

Symmetry requires that the loss rates $\Gamma_{0,\pm 1/2}$ of the two QR states due to loss of atoms from the SDOLP be equal, $\Gamma_{0,1/2} = \Gamma_{0,-1/2}$; they are given by (see SM):

$$\Gamma_{0,1/2} = \frac{\gamma_e}{2\hbar\Delta} \sum_{\sigma} \left\{ \int \tilde{V}(r) \psi_{0,1/2,\sigma}^2(r) dr + \text{sign}(\sigma) \int \tilde{B}(r) \psi_{0,1/2,\sigma}^2(r) dr \right\}. \quad (18)$$

Here Δ is the detuning of the laser beams generating the SDOLP and γ_e is the spontaneous emission decay rate of the $^2P_{3/2}$ excited state. The difference of the eigenvalues of H_{Raman} , $\tilde{\Omega} = \sqrt{\delta^2 + \Omega_g^2}$, is independent of $\Gamma_{0,1/2}$.

When the initial wave function of the QR is $|0, 1/2\rangle$, the time-dependent wave function is $|\psi(t)\rangle = e^{-(\Gamma_{0,1/2} + i\delta)t/2} \{ [\cos(\tilde{\Omega}t/2) + \frac{i\delta}{\tilde{\Omega}} \sin(\tilde{\Omega}t/2)] |0, 1/2\rangle - \frac{i\Omega_g}{\tilde{\Omega}} \sin(\tilde{\Omega}t/2) |0, -1/2\rangle \}$, and the probabilities to find the QR in the states $|0, \pm 1/2\rangle$ are $P_{0,1/2}(t) = e^{-\Gamma_{0,1/2}t} [1 - P_0 \sin^2(\tilde{\Omega}t/2)]$ and $P_{0,-1/2}(t) = P_0 e^{-\Gamma_{0,1/2}t} \sin^2(\tilde{\Omega}t/2)$, where $P_0 = \Omega_g^2/\tilde{\Omega}^2$. P_0 is maximal when $\delta = 0$ and $\omega_p - \omega_s = \Delta_{QR}$, and vanishes when $|\delta| \gg \Omega_g$. The Ramsey time-separated oscillating field method [19] with Raman pulses [20] using radio-frequency pump and Stokes radiation can be used to determine Δ_{QR} (see SM).

Magnetometer: Atomic magnetometers often rely on a measurement of the Larmor precession of spin-polarized atoms in a magnetic field [21]. One of the limitations on their sensitivity is spin relaxation. In our system, spin relaxation is highly suppressed if the lattice is singly occupied.

The degenerate ground state of a fermionic QR is split by the external field, and measuring the frequency splitting can accurately determine the external field. When the QR is placed in an external magnetic field, say $B_{\text{ex}} \mathbf{e}_z$ (for simplicity), a Zeeman interaction term, $H_B = -g\mu_B B_{\text{ex}} F_z$, must be added to the Schrödinger equation (9). The energy of the ground state calculated to first order in B_{ex} is

$$\epsilon_{0,\zeta}(B_{\text{ex}}) = \epsilon_{0,\zeta} + \frac{2\zeta g\mu_B B_{\text{ex}}}{2I + 1} \beta_{0,1/2}^z. \quad (19)$$

With $V_0 = 100 \mathcal{E}_0$ and $B_0 = 180 \mathcal{E}_0$, $\beta_{0,1/2}^z = 0.1078$. Equation (19) shows that the external magnetic field splits the degeneracy of the energy levels with $\zeta = \pm 1/2$. The Raman scattering between these levels gives rise to Rabi oscillations with amplitude that has a maximum when $\omega_p - \omega_s = \Delta_B$, where

$$\Delta_B = \frac{g\mu_B B_{\text{ex}}}{(2I + 1)\hbar} \beta_{0,1/2}^z. \quad (20)$$

The frequency splitting Δ_B can be experimentally measured, therefore the QR can be used as a magnetometer: measuring Δ_B and comparing with Eq. (20) yields the external magnetic field B_{ex} . The uncertainty of B_{ex} results largely from the uncertainty of $\beta_{0,1/2}^{(z)}$ which is a function of the laser frequency ω and amplitude E_0 . Hence, the accuracy of measuring B_{ex} is

$$\frac{\delta B_{\text{ex}}}{B_{\text{ex}}} = \frac{1}{\beta_{0,1/2}^z} \sqrt{\left(\frac{\partial \beta_{0,1/2}^z}{\partial \omega} \delta \omega \right)^2 + \left(\frac{\partial \beta_{0,1/2}^z}{\partial E_0} \delta E \right)^2}, \quad (21)$$

where $\delta \omega$ and δE are the uncertainties of ω and E_0 . Additional analysis of δB_{ex} , including the suppression of spin relaxation in a singly occupied optical lattice [22, 23], directional external magnetic field effects, the lack of spectral line splitting due to the small anisotropy of the effective lattice potential, and measurement-time limitations, is provided in the SM.

Rotation Sensor: When the QR is in a non-inertial frame rotating with an angular velocity $\mathbf{\Omega}$ there is an additional term $H_{\Omega} = \hbar \mathbf{\Omega} \cdot \mathbf{L}$ in the Hamiltonian, where $\mathbf{L} = \mathbf{F} + \mathbf{\ell}$. When $\mathbf{\Omega}$ is along the z -axis,

$$\epsilon_{0,\zeta}(\Omega_z) = \epsilon_{0,\zeta} + \zeta \hbar \Omega_z, \quad (22)$$

and for arbitrary $\mathbf{\Omega}$, Eq. (22) is valid to first order in $\mathbf{\Omega}$ (see SM). The splitting of the ground state energy is $\Delta_{\Omega} = \Omega_z$, and the accuracy of measurement of the angular velocity due to spontaneous magnetic dipole transitions within the ground state QR manifold is $\delta\Omega_z = \delta\Delta_{\Omega} = 4g^2\mu_B^2\Omega_z^3/(3\hbar c^3)$.

Accelerometer: When the QR is in a non-inertial frame moving with a linear acceleration \mathbf{a} , there is an additional term $H_a = M\mathbf{a} \cdot \mathbf{r}$ in the Hamiltonian. The energy of the ground state calculated to first order in \mathbf{a} is

$$\epsilon_{0,\zeta}(a_{\parallel}) = \epsilon_{0,\zeta} + \zeta M a_{\parallel} \varrho_{0,\zeta}, \quad (23)$$

where $\varrho_{n,\zeta} = \int [\psi_{n,\zeta,1/2}^2(r) + \psi_{n,\zeta,-1/2}^2(r)] r dr$. The splitting of the ground state energy is $\Delta_a = M a_{\parallel} \varrho_{0,\zeta} / \hbar$, and the acceleration measurement accuracy δa_{\parallel} is given by

$$\frac{\delta a_{\parallel}}{a_{\parallel}} = \frac{1}{\varrho_{0,1/2}} \sqrt{\left(\frac{\partial \varrho_{0,1/2}}{\partial \omega} \delta \omega\right)^2 + \left(\frac{\partial \varrho_{0,1/2}}{\partial E_0} \delta E\right)^2},$$

where $\delta \omega$ and δE are the uncertainties of ω and E_0 .

Summary and Conclusions: The wave function of QRs, atoms trapped by a spin-dependent optical lattice potential, are confined to circular rings of radius r_0 with center at the minima of the scalar lattice potential. The energy levels of a QR are specified by the principal quantum number, n , and the eigenvalue of \mathcal{L}_z , ζ . States with $\zeta \neq 0$ are degenerate, i.e., states with ζ and $-\zeta$ are degenerate (this is a manifestation of time-reversal symmetry). For bosonic QRs (with $F \neq 0$), ζ is an integer, whereas for fermionic QRs, ζ is half-integer. The ground state of a bosonic QR has $n = 0$ and $\zeta = 0$ and is non-degenerate, whereas the ground state of a fermionic atom is degenerate and has $n = 0$ and $\zeta = \pm 1/2$. SDOLPs with precisely one atom per site (to suppress spin-relaxation) can be used as a high accuracy rotation sensor, accelerometer or magnetometer; the Ramsey time-separated oscillating field method with far-off-resonance Raman pulses between the split ground state of fermionic QRs can be used as a spectroscopic technique for these applications. The major accuracy limitation will likely arise from measurement-time uncertainty as outlined in the SM.

This work was supported in part by a grant from the DFG through the DIP program (FO703/2-1).

-
- [1] S. Sachdev, *Quantum Phase Transitions*, 2nd Ed., (Cambridge University Press, Cambridge, 2011), pp. 12-14.
 - [2] https://en.wikipedia.org/wiki/Quantum_rotor_model
 - [3] Y.-J. Lin, K. Jimnez-Garcia, and I. B. Spielman, *Nature* **471**, 83-86 (2011).
 - [4] A.M. Dudarev, R.B. Diener, I. Carusotto, Q. Niu, *Phys. Rev. Lett.* **92**, 153005 (2004).
 - [5] F. Le Kien, P. Schneeweiss, A. Rauschenbeutel, *Eur. Phys. J. D* **67**:92 (2013).
 - [6] V. Galitski, I. B. Spielman, *Nature* **494**, 49 (2013).
 - [7] G. Juzeliunas, J. Ruseckas, J. Dalibard, *Phys. Rev. A* **81**, 053403 (2010).
 - [8] X.-J. Liu, K. T. Law, T. K. Ng, *Phys. Rev. Lett.* **112**, 086401 (2014).
 - [9] C. Zhang, S. Tewari, R. Lutchyn, S. Das Sarma, *Phys. Rev. Lett.* **101**, 160401 (2008).
 - [10] It is also of interest to explore SDOLP with other symmetries.
 - [11] See supplemental materials, <http://xxx>, which includes Refs. 16-19.
 - [12] C. Cohen-Tannoudji and J. Dupont-Roc, *Phys. Rev. A* **5**, 968 (1972).
 - [13] J. H. Becher, S. Baier, K. Aikawa, M. Lepers, J.-F. Wyart, O. Dulieu, and F. Ferlaino, *Phys. Rev. A* **97**, 012509 (2018).
 - [14] One could do a full band-structure calculation, but our interest is in the lowest energy states with negligible well to well tunneling and wave functions localized at small r , hence the 2D isotropic approximation is sufficient.
 - [15] S. G. Karshenboim and V. G. Ivanov, *Phys. Lett. B* **524**, 259 (2002).
 - [16] C. Weitenberg, M. Endres, J. F. Sherson, M. Cheneau, P. Schauß, T. Fukuhara, I. Bloch, St. Kuhr, *Nature* **471**, 319 (2011).
 - [17] C. Cohen-Tannoudji and S. Reynaud, *J. Phys. A: Math. Gen.* **10** 345, 365 (1977).
 - [18] V. V. Sokolov and V. G. Zelevinsky, *Ann. Phys.* **216**, 323 (1992).
 - [19] N. F. Ramsey, *Phys. Rev.* **78**, 695 (1950).
 - [20] Quantum engineering of atomic phase shifts in optical clocks T. Zanon-Willette *et al.*, *Phys. Rev. A* **90**, 053427 (2014).
 - [21] D. Budker and M. Romalis, *Nature Physics* **3**, 227 (2007).
 - [22] L. Viverit, C. Menotti, T. Calarco, and A. Smerzi, *Phys. Rev. Lett.* **93**, 110401 (2004).
 - [23] I. Bloch, J. Dalibard, W. Zwerger, *Rev. Mod. Phys.* **80**, 885 (2008).

Supplemental Material for “Atoms trapped by a spin-dependent optical potential: realization of a ground state quantum rotor”

Igor Kuzmenko^{1,2}, Tetyana Kuzmenko¹, Y. Avishai^{1,4} and Y. B. Band^{1,2,3,4}

¹Department of Physics, ²Department of Chemistry,

³Department of Electro-Optics, and ⁴the Ilse Katz Center for Nano-Science,
Ben-Gurion University of the Negev, Beer-Sheva 84105, Israel

(Dated: December 20, 2024)

Here we expand the discussion of the main text [1] as follows. Section I provides additional details regarding spin-dependent optical lattice potentials, and Sec. II contains details regarding the isotropic approximation for the potential near the potential minima. The quantum rotor (QR) areal probability density is studied in Sec. III. Section IV provides a semiclassical description of the quantum QR. In Sec. V we study far-off-resonance Raman transitions between the ground state levels $n = 0, \zeta = 1/2$ and $n = 0, \zeta = -1/2$. In Sec. VI we provide estimates of the accuracy of measurements of rotation, acceleration and magnetic field using QRs, and finally, in Sec. VII we discuss a method of distinguishing between the effects of rotation, acceleration and external magnetic field.

I. OPTICAL LATTICE POTENTIAL

We explicitly consider a 2D hexagonal optical lattice potential produced by of six coherent laser beams having a superposition of in-plane and out-of-plane linear polarization with a configuration shown in Fig. 1 of the main text [1]. Note that other configurations, e.g., three or four laser beams instead of six, can also produce a spin-dependent optical lattice potential, but we shall not consider other configurations here. The wavelength of the laser beams is λ_0 , and the wave number q_0 and frequency ω_0 are $q_0 = 2\pi/\lambda_0$ and $\omega_0 = q_0 c$, where c is the speed of light. The optical lattice frequency should be slightly detuned to the red of resonance. For ^6Li atoms, the resonant wavelength is $\lambda_{\text{res}} = 670.98$ nm. The resultant electric field is given by $\mathbf{E}(\mathbf{r}, t) = [\mathbf{E}(\mathbf{r})e^{-i\omega_0 t} + \text{c.c.}]/2$ where the spatial dependence of the field is

$$\mathbf{E}(\mathbf{r}) = E_0 \sum_{n=1}^6 \boldsymbol{\xi}_n e^{i\mathbf{q}_n \cdot \mathbf{r}}. \quad (1)$$

The wavevectors \mathbf{q}_n are

$$\begin{aligned} \mathbf{q}_1 &= -\mathbf{q}_4 = -q_0 \mathbf{e}_x, \\ \mathbf{q}_2 &= -\mathbf{q}_5 = -\frac{q_0}{2} \left\{ \mathbf{e}_x + \sqrt{3} \mathbf{e}_y \right\}, \\ \mathbf{q}_3 &= -\mathbf{q}_6 = \frac{q_0}{2} \left\{ \mathbf{e}_x - \sqrt{3} \mathbf{e}_y \right\}, \end{aligned} \quad (2)$$

and the unit vectors \mathbf{e}_x , \mathbf{e}_y and \mathbf{e}_z are parallel to the x , y and z axes. The polarization vectors $\boldsymbol{\xi}_n$ ($1 \leq n \leq 6$)

are $\boldsymbol{\xi}_n = \left\{ \sqrt{1-\beta^2} \mathbf{e}_z + \frac{\beta}{q_0} [\mathbf{q}_n \times \mathbf{e}_z] \right\}$, where β is real and lies in the interval $0 < \beta \leq 1/\sqrt{2}$. Hereafter, we take $\beta = 1/\sqrt{2}$.

For an arbitrary atom with electronic angular momentum \mathbf{J} , the electric field generates an effective spin-dependent optical potential [2],

$$\begin{aligned} U(\mathbf{r}) = & -\frac{1}{4} \left\{ \alpha_{n,J}^s(\omega_0) \mathbf{E}^*(\mathbf{r}) \cdot \mathbf{E}(\mathbf{r}) - \right. \\ & - \frac{i\alpha_{n,J}^v(\omega_0)}{2J} [\mathbf{E}^*(\mathbf{r}) \times \mathbf{E}(\mathbf{r})] \cdot \mathbf{J} + \\ & + \frac{3\alpha_{n,J}^t(\omega_0)}{2J(2J-1)} [(\mathbf{E}^*(\mathbf{r}) \cdot \mathbf{J})(\mathbf{E}(\mathbf{r}) \cdot \mathbf{J}) + \\ & + (\mathbf{E}(\mathbf{r}) \cdot \mathbf{J})(\mathbf{E}^*(\mathbf{r}) \cdot \mathbf{J}) - \\ & \left. - \frac{2}{3} J(J+1) \mathbf{E}^*(\mathbf{r}) \cdot \mathbf{E}(\mathbf{r})] \right\}, \end{aligned} \quad (3)$$

where U is a $(2J+1) \times (2J+1)$ matrix in spin-space. Here $\alpha_{n,J}^s(\omega_0)$, $\alpha_{n,J}^v(\omega_0)$ and $\alpha_{n,J}^t(\omega_0)$ are the conventional dynamical scalar, vector and tensor polarizabilities of the atom in the fine-structure level $|nJ\rangle$ with principal quantum number n and total electronic angular momentum J [2]:

$$\alpha_{n,J}^s(\omega_0) = \frac{\alpha_{n,J}^{(0)}(\omega_0)}{\sqrt{3(2J+1)}}, \quad (4)$$

$$\alpha_{n,J}^v(\omega_0) = -\frac{\sqrt{2J} \alpha_{n,J}^{(1)}(\omega_0)}{\sqrt{(J+1)(2J+1)}}, \quad (5)$$

$$\alpha_{n,J}^t(\omega_0) = -\frac{\sqrt{2J(2J-1)} \alpha_{n,J}^{(2)}(\omega_0)}{\sqrt{3(J+1)(2J+1)(2J+3)}}. \quad (6)$$

The terms on the right hand side of Eq. (3) proportional to $\alpha_J^s(\omega_0)$, $\alpha_J^v(\omega_0)$ and $\alpha_J^t(\omega_0)$ describe a spin-independent optical lattice potential, a Zeeman-type interaction and a tensor Stark-type interaction respectively. The scalar $\alpha_{n,J}^{(0)}(\omega_0)$, vector $\alpha_{n,J}^{(1)}(\omega_0)$ and tensor $\alpha_{n,J}^{(2)}(\omega_0)$ polarizabilities of the atom in the fine-structure

level $|nJ\rangle$ can be calculated as follows [2]:

$$\begin{aligned} \alpha_{n,J}^{(K)}(\omega_0) = & (-1)^{K+J+1} \sqrt{2K+1} \sum_{n',J'} (-1)^{J'} \times \\ & \times \left\{ \begin{matrix} 1 & K & 1 \\ J & J' & J \end{matrix} \right\} \left| \langle n'J' || \mathbf{d} || nJ \rangle \right|^2 \times \\ & \times \frac{1}{\hbar} \operatorname{Re} \left(\frac{1}{\omega_{n',J';n,J} - \omega_0 - i\gamma_{n',J';n,J}/2} + \right. \\ & \left. + \frac{(-1)^K}{\omega_{n',J';n,J} + \omega_0 + i\gamma_{n',J';n,J}/2} \right). \quad (7) \end{aligned}$$

Here $K = 0, 1, 2$ for the scalar, vector and tensor polarizabilities, we use the notation $\left\{ \begin{matrix} 1 & K & 1 \\ J & J' & J \end{matrix} \right\}$ for the Wigner 6-j symbol, and $\langle nJ || \mathbf{d} || n'J' \rangle$ for the reduced matrix elements of the dipole moment operator. The quantities $\omega_{n',J';n,J} = (\epsilon_{n',J'} - \epsilon_{n,J})/\hbar$ and $\gamma_{n',J';n,J} = \gamma_{n',J'} + \gamma_{n,J}$ are the angular frequency and linewidth of the transition between the fine-structure levels $|nJ\rangle$ and $|n'J'\rangle$.

A. Li atom scalar and vector polarizabilities

Equation (7) contains an expression for the scalar and vector polarizabilities of an atom in terms of matrix elements of the dipole operator between electronic wave functions. Here we use this expression in the special $J = 1/2$ and compute the scalar and vector polarizabilities $\alpha_s(\omega)$ and $\alpha_v(\omega)$ of the Li atom in its ground-state whose electronic configuration (outside the closed 1s shell) is $2s^2S_{1/2}$ [4],

$$\alpha_0(\omega) = -\frac{\alpha_{2,1/2}^{(0)}(\omega)}{\sqrt{6}}, \quad (8a)$$

$$\alpha_1(\omega) = \frac{\alpha_{2,1/2}^{(1)}(\omega)}{\sqrt{3}}, \quad (8b)$$

where $\alpha_{n,J}^{(K)}(\omega)$ ($K = 0, 1$) are the coupled polarizabilities given in Eq. (7), whereas the tensor polarizability $\alpha_{n,J}^{(K=2)}(\omega) = 0$, see Ref. [4] for details. For the calculations of the reduced matrix elements $\langle n'J' || \mathbf{d} || nJ \rangle$ we need the electronic wave function of the Li atom in its ground and excited states. The ground state wave function with configuration $2s^2S_{1/2}$ is

$$\Psi_{S,m_s}(r) = \frac{1}{\sqrt{4\pi}} \psi_{2s}(r) \chi_{m_s}, \quad (9)$$

where $\psi_{2s}(r)$ is the real valued radial wave function of the $2s$ electron and χ_{m_s} are spin wave functions, $m_s = \pm 1/2$. The radial and spin wave functions are normalized by the conditions, $\int_0^\infty \psi_{2s}^2(r) r^2 dr = 1$, and $\chi_{m_s}^\dagger \chi_{m'_s} = \delta_{m_s, m'_s}$.

The electronic wave functions of Li in the excited $2p^2P_{1/2}$ and $2p^2P_{3/2}$ states are given by

$$\begin{aligned} \Psi_{2p,J,m_J}(\mathbf{r}) = & \psi_{2p}(r) \sum_{m_L, m_s} C_{1,m_L;1/2,m_s}^{J,m_J} \times \\ & \times Y_{1,m_L}(\theta, \phi) \chi_{m_s}. \quad (10) \end{aligned}$$

Here $\psi_{2p}(r)$ is the radial wave function of the $2p$ electron, $Y_{1,m_L}(\theta, \phi)$ are spherical harmonics with $m_L = 0, \pm 1$, χ_{m_s} are spin wave functions with $m_s = \pm 1/2$, and

$$C_{1,m_L;1/2,m_s}^{J,m_J} \equiv \left\langle 1m_L \frac{1}{2}m_s \middle| Jm_J \right\rangle$$

are Clebsch-Gordan coefficients. The radial wave functions and the spherical harmonics are normalized by the conditions, $\int_0^\infty \psi_{2p}^2(r) r^2 dr = 1$, and

$$\int_0^{2\pi} d\phi \int_0^\pi \sin\theta d\theta Y_{1,m_L}^*(\theta, \phi) Y_{1,m'_L}(\theta, \phi) = \delta_{m_L, m'_L}.$$

The reduced matrix element of the electric dipole moment operator is,

$$d_0 \equiv \left| \langle eJ || \mathbf{d} || g1/2 \rangle \right| = e \int_0^\infty \psi_{2s}(r) \psi_{2p}(r) r^3 dr. \quad (11)$$

The 6-j symbols required in Eq. (7) for the Li atom are, $\left\{ \begin{matrix} 1 & K & 1 \\ 1/2 & J & 1/2 \end{matrix} \right\}$, and are given by

	$J = 1/2$	$J = 3/2$
$K = 0$	$1/\sqrt{6}$	$-1/\sqrt{6}$
$K = 1$	$-1/3$	$-1/6$

We also need the resonant frequencies,

$$\omega_{J,1/2} = \frac{1}{\hbar} \{ \epsilon_{p,J} - \epsilon_{s,1/2} \}, \quad J = \frac{1}{2}, \frac{3}{2},$$

where $\epsilon_{s,1/2}$ is the energy of the ground $2S_{1/2}$ state, and $\epsilon_{p,J}$ are the energies of the excited $2P_J$ states. The optical lattice frequency detuning from resonance should be smaller than the fine structure splitting (to have a significant effective magnetic field) but larger than the linewidth of the transitions. Hence, we assume that the frequency ω satisfies the inequalities,

$$\frac{\gamma_{1/2,1/2}}{2} \ll \omega_{1/2,1/2} - \omega \ll \omega_{3/2,1/2} - \omega_{1/2,1/2},$$

which imply

$$\frac{1}{\omega_{1/2,1/2} - \omega} \gg \frac{1}{\omega_{3/2,1/2} - \omega} \gg \frac{1}{\omega_{J,1/2} + \omega}.$$

The last inequality shows that the main contribution to the coupled polarizabilities (7) is from $(\omega_{J,1/2} - \omega)^{-1}$

(where $J = 1/2, 3/2$), whereas the terms $(\omega_{J,1/2} + \omega)^{-1}$ can be neglected. As a result, the coupled polarizabilities (7) are given by,

$$\alpha_{2,1/2}^{(0)}(\omega) = -\frac{d_0^2}{\sqrt{6}\hbar} \frac{1}{\omega_{1/2,1/2} - \omega} - \frac{d_0^2}{\sqrt{6}\hbar} \frac{1}{\omega_{3/2,1/2} - \omega},$$

$$\alpha_{2,1/2}^{(1)}(\omega) = \frac{d_0^2}{\sqrt{3}\hbar} \frac{1}{\omega_{1/2,1/2} - \omega} - \frac{d_0^2}{2\sqrt{3}\hbar} \frac{1}{\omega_{3/2,1/2} - \omega}.$$

The scalar and vector polarizabilities (8) are,

$$\alpha_0(\omega) = \frac{d_0^2}{6\hbar} \frac{1}{\omega_{1/2,1/2} - \omega} + \frac{d_0^2}{6\hbar} \frac{1}{\omega_{3/2,1/2} - \omega}, \quad (12a)$$

$$\alpha_1(\omega) = \frac{d_0^2}{3\hbar} \frac{1}{\omega_{1/2,1/2} - \omega} - \frac{d_0^2}{6\hbar} \frac{1}{\omega_{3/2,1/2} - \omega}. \quad (12b)$$

The ratio of the vector and scalar polarizabilities is,

$$\frac{\alpha_1(\omega)}{\alpha_0(\omega)} = \frac{2\omega_{3/2,1/2} - \omega_{1/2,1/2} - \omega}{\omega_{3/2,1/2} + \omega_{1/2,1/2} - 2\omega} \approx 2. \quad (13)$$

B. Spin-Dependent Optical Potential for $J = 1/2$

The effective spin-dependent optical lattice potential $U(\mathbf{r})$ in (3) acts in the Hilbert space of atomic states spanned by the basis kets $|nJFf\rangle$ where the quantum number F corresponds to the total atomic angular momentum operator $\mathbf{F} = \mathbf{J} + \mathbf{I}$ [1] and f is its projection on the z -axis [2]. Generically, $U(\mathbf{r})$ is not diagonal in F nor in f . However, when the off-diagonal elements with $F \neq F'$ are much smaller than the hyperfine energy splitting of the atoms, we can neglect them. Within the subspace of fixed n, J, F the matrix elements of $U(\mathbf{r})$ are written as,

$$W_{f,f'}(\mathbf{r}) = \langle nJFf | U(\mathbf{r}) | nJFf' \rangle.$$

As already stated, in the special case $J = 1/2$, $\alpha_{n,J}^{(K=2)}(\omega_0) = 0$, i.e., the tensor Stark-type interaction operator vanishes. Hence, the optical lattice potential $W_{f,f'}(\mathbf{r})$ takes the form [2],

$$W_{f,f'}(\mathbf{r}) = V(\mathbf{r})\delta_{f,f'} - \mathbf{B}(\mathbf{r}) \cdot \mathbf{F}_{f,f'}, \quad (14)$$

Here the scalar optical potential $V(\mathbf{r})$ and an *fictitious magnetic field* $\mathbf{B}(\mathbf{r})$ (which is taken to have units of energy) are

$$V(\mathbf{r}) = -\frac{\alpha_0(\omega_0)}{4} (\mathbf{E}^*(\mathbf{r}) \cdot \mathbf{E}(\mathbf{r})), \quad (15)$$

$$\mathbf{B}(\mathbf{r}) = \frac{i\alpha_1(\omega_0)}{4(2I+1)} [\mathbf{E}^*(\mathbf{r}) \times \mathbf{E}(\mathbf{r})], \quad (16)$$

where $\alpha_0(\omega_0)$ and $\alpha_1(\omega_0)$ are scalar and vector dynamical polarizabilities of the atom [2, 3],

$$\alpha_0(\omega_0) = \frac{\alpha_{n,1/2}^{(0)}(\omega_0)}{\sqrt{6}}, \quad (17)$$

$$\alpha_1(\omega_0) = (-1)^{I+1/2+F} \frac{\alpha_{n,1/2}^{(1)}(\omega_0)}{\sqrt{3}}, \quad (18)$$

Substituting Eq. (1) into Eq. (15), and using polar coordinates $\mathbf{r} = (r, \phi)$, $x = r \cos \phi$, $y = r \sin \phi$, we obtain

$$V(\mathbf{r}) = -\frac{V_0}{3} - \frac{V_0}{6} \sum_{m=0}^2 \cos\left(\frac{2\pi r}{\lambda_0} \cos(\phi - m\theta_0)\right) - \frac{V_0}{18} \sum_{m=0}^2 \cos\left(\frac{2\sqrt{3}\pi r}{\lambda_0} \sin(\phi - m\theta_0)\right), \quad (19)$$

where $\theta_0 = 2\pi/3$. The potential strength V_0 is given by,

$$V_0 = \frac{9\alpha_0(\omega_0)}{2} E_0^2. \quad (20)$$

Substituting Eq. (1) into Eq. (16), we get

$$\mathbf{B}(\mathbf{r}) = B_r(\mathbf{r})\mathbf{e}_r + B_\phi(\mathbf{r})\mathbf{e}_\phi. \quad (21)$$

The components $B_r(\mathbf{r})$ and $B_\phi(\mathbf{r})$ of $\mathbf{B}(\mathbf{r})$ are expanded as,

$$B_r(\mathbf{r}) = \frac{B_0}{9(2I+1)} \sum_{m=0}^3 \cos(\phi + m\theta_0) \times \sin\left(\frac{2\pi r}{\lambda_0} \cos(\phi - m\theta_0)\right) + \frac{B_0}{3\sqrt{3}(2I+1)} \sum_{m=0}^2 \sin(\phi - m\theta_0) \times \sin\left(\frac{2\sqrt{3}\pi r}{\lambda_0} \sin(\phi - m\theta_0)\right) + \frac{B_0}{9(2I+1)} \sum_{m=0}^2 \cos(\phi - m\theta_0) \times \sin\left(\frac{4\pi r}{\lambda_0} \cos(\phi - m\theta_0)\right), \quad (22a)$$

$$B_\phi(\mathbf{r}) = -\frac{B_0}{9(2I+1)} \sum_{m=0}^3 \sin(\phi + m\theta_0) \times \sin\left(\frac{2\pi r}{\lambda_0} \cos(\phi - m\theta_0)\right) + \frac{B_0}{3\sqrt{3}(2I+1)} \sum_{m=0}^2 \cos(\phi - m\theta_0) \times \sin\left(\frac{2\sqrt{3}\pi r}{\lambda_0} \sin(\phi - m\theta_0)\right) + \frac{B_0}{9(2I+1)} \sum_{m=0}^2 \sin(\phi - m\theta_0) \times \sin\left(\frac{4\pi r}{\lambda_0} \cos(\phi - m\theta_0)\right), \quad (22b)$$

where the fictitious magnetic field strength B_0 is,

$$B_0 = \frac{9\alpha_1(\omega_0)}{4} E_0^2. \quad (23)$$

The expansions (19) and (22) assure that $V(r, \phi)$, $B_r(r, \phi)$ and $B_\phi(r, \phi)$ are invariant under the transformation $\phi \rightarrow \phi' = \phi - m\pi/3$, where m is an integer. Thus, the optical lattice potential $V(\mathbf{r})$ and the fictitious magnetic field $\mathbf{B}(\mathbf{r})$ are invariant with respect to rotations by $\pi/3$ radians around the z -axis (see Fig. 1 of the main text [1]),

$$\begin{aligned} V\left(U\left(\frac{m\pi}{3}\right)\mathbf{r}\right) &= V(\mathbf{r}), \\ U\left(\frac{m\pi}{3}\right)\mathbf{B}\left(U\left(\frac{m\pi}{3}\right)\mathbf{r}\right) &= \mathbf{B}(\mathbf{r}), \end{aligned} \quad (24)$$

where the rotation matrix $U(\phi)$ is

$$U(\phi) = \begin{pmatrix} \cos \phi & -\sin \phi \\ \sin \phi & \cos \phi \end{pmatrix}.$$

The optical potential (19) and the fictitious magnetic field (21) are shown in Fig. 1(a) and 1(b) for $\beta = 1/\sqrt{2}$.

II. ISOTROPIC APPROXIMATION FOR THE SPIN-DEPENDENT OPTICAL LATTICE POTENTIAL

The Fourier transform for $V(\mathbf{r})$, $B_r(\mathbf{r})$ and $B_\phi(\mathbf{r})$ are

$$V(r, \phi) = \sum_m \tilde{V}_m(r) e^{6im\phi}, \quad (25)$$

$$B_r(r, \phi) = \sum_m \tilde{B}_{r,m}(r) e^{6im\phi}, \quad (26)$$

$$B_\phi(r, \phi) = \sum_m \tilde{B}_{\phi,m}(r) e^{6im\phi}, \quad (27)$$

where m is an integer, and

$$\tilde{\mathcal{F}}_m(r) = \frac{1}{2\pi} \int_0^{2\pi} \mathcal{F}(r, \phi) e^{-6im\phi} d\phi, \quad \mathcal{F} = V, B_r, B_\phi.$$

$V(r, \phi)$, $B_r(r, \phi)$ and $B_\phi(r, \phi)$ are real, and therefore

$$\tilde{\mathcal{F}}_{-m}(r) = \tilde{\mathcal{F}}_m^*(r).$$

Moreover, $V(r, \phi)$ and $B_r(r, \phi)$ are even with respect to the inversion $\phi \rightarrow -\phi$, and $B_\phi(r, \phi)$ is odd,

$$\begin{aligned} V(r, -\phi) &= V(r, \phi), \\ B_r(r, -\phi) &= B_r(r, \phi), \\ B_\phi(r, -\phi) &= -B_\phi(r, \phi). \end{aligned}$$

Therefore the Fourier components \tilde{V}_m , $\tilde{B}_{r,m}$ and $\tilde{B}_{\phi,m}$ satisfy the properties,

$$\begin{aligned} \tilde{V}_m(r) &= \tilde{V}_{-m}(r), \\ \tilde{B}_{r,m}(r) &= \tilde{B}_{r,-m}(r), \\ \tilde{B}_{\phi,m}(r) &= -\tilde{B}_{\phi,-m}(r). \end{aligned}$$

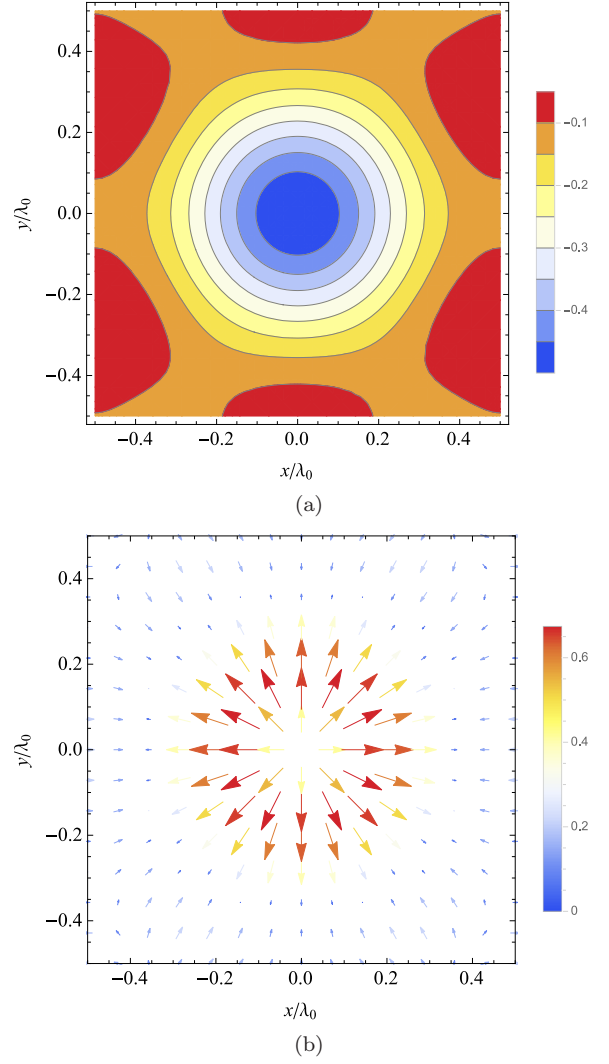


FIG. 1: (a) The optical lattice potential $V(\mathbf{r})$, Eq. (19), and (b) the fictitious magnetic field (21) as functions of the Cartesian coordinates x and y for $\beta = 1/\sqrt{2}$. The plot legends denote (a) $V(\mathbf{r})/V_0$ and (b) $|\mathbf{B}(\mathbf{r})|/B_0$, where V_0 and B_0 are given by Eqs. (20) and (23).

A. Isotropic approximation for $V(\mathbf{r})$

Fig. 2 shows $V(\mathbf{r})$ as a function of ϕ for $\beta = 1/\sqrt{2}$ and a few values of r . It is clear that for $r < 0.3\lambda_0$, the potential is almost isotropic. Hence, for $r \lesssim 0.3\lambda_0$, the optical potential (19) can be well approximated by the isotropic potential $\tilde{V}(r) \equiv \tilde{V}_0(r)$,

$$\tilde{V}_0(r) = -\frac{V_0}{6} \left[2 + 3J_0\left(\frac{2\pi r}{\lambda_0}\right) + J_0\left(\frac{2\sqrt{3}\pi r}{\lambda_0}\right) \right], \quad (28)$$

where $J_0(\rho)$ is the Bessel function of the first kind.

The lowest-order anisotropic correction to the poten-

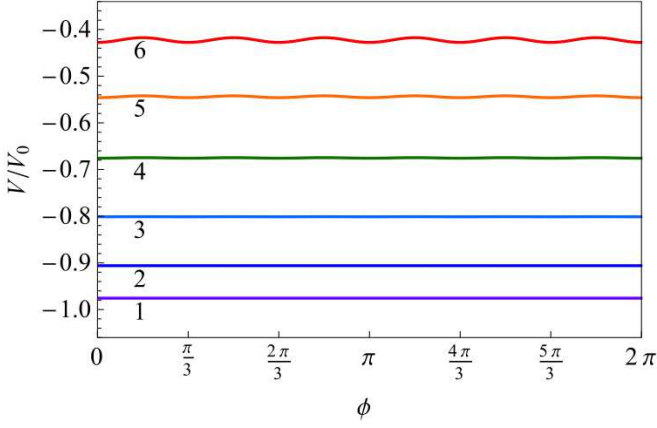


FIG. 2: $V(\mathbf{r})$ (19) as a function of the polar angle ϕ for $\beta = \frac{1}{\sqrt{2}}$. The purple (1), blue (2), sky blue (3), green (4), orange (5) and red (6) curves denote $r = 0.05\lambda_0, 0.1\lambda_0, 0.15\lambda_0, 0.2\lambda_0, 0.25\lambda_0$ and $0.3\lambda_0$.

tial in Eq. (25) is given in terms of the Fourier coefficients,

$$\tilde{V}_1(r) = \tilde{V}_{-1}(r) \approx \frac{V_0}{180} \left(\frac{\pi r}{\lambda_0} \right)^6. \quad (29)$$

When $r = r_0 = 0.068\lambda_0$, where r_0 is radius where the areal probability density is maximum (see the main text [1], $|\tilde{V}_1(r_0)| \approx 5.281 \times 10^{-7} V_0$, i.e., it is really small, and therefore the anisotropic corrections can be neglected for the ground and lowest energy eigenstates.

The isotropic potential $\tilde{V}_0(r)$ is shown in Fig. 4 (blue curve). Clearly, $\tilde{V}_0(r)$ is attractive and increases monotonically with r .

B. Isotropic approximation for $B(\mathbf{r})$

Figure 3 shows $B_r(\mathbf{r})$ and $B_\phi(\mathbf{r})$, Eq. (22), as functions of ϕ for $\beta = 1/\sqrt{2}$ and several values of r . Clearly, for $r < 0.3\lambda_0$, $B_r(\mathbf{r})$ depends on r , whereas $B_\phi(\mathbf{r})$ oscillates quickly with ϕ , but with very small amplitude. Hence, for $r \lesssim 0.3\lambda_0$, $B_r(\mathbf{r})$ can be approximated by the isotropic function $\tilde{B}(r) \equiv \tilde{B}_{r,0}(r)$

$$\tilde{B}_{r,0}(r) = \frac{B_0}{3(2I+1)} \left\{ J_1\left(\frac{2\pi r}{\lambda_0}\right) + J_1\left(\frac{4\pi r}{\lambda_0}\right) + \sqrt{3} J_1\left(\frac{2\sqrt{3}\pi r}{\lambda_0}\right) \right\}, \quad (30)$$

and the isotropic part of $\tilde{B}_{\phi,0}(r)$ vanishes,

$$\tilde{B}_{\phi,0}(r) = 0.$$

The lowest-order anisotropic corrections to $B_r(\mathbf{r})$ and $B_\phi(\mathbf{r})$ in Eqs. (26)-(27) are given by the Fourier coef-

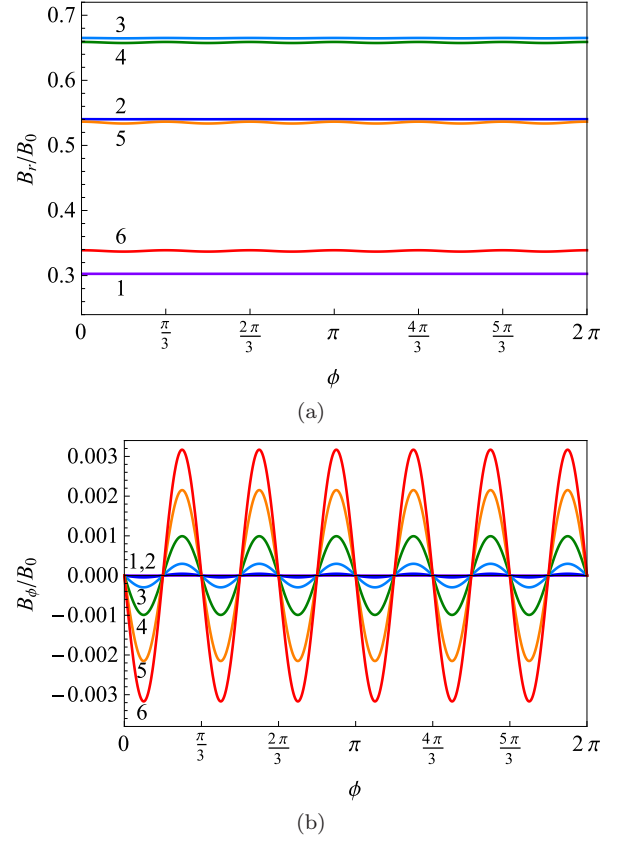


FIG. 3: (a) $B_r(\mathbf{r})$ and (b) $B_\phi(\mathbf{r})$, Eq. (22), as functions of the polar angle ϕ for $\beta = \frac{1}{\sqrt{2}}$. The purple (1), blue (2), sky blue (3), green (4), orange (5) and red (6) curves denote $r = 0.05\lambda_0, 0.1\lambda_0, 0.15\lambda_0, 0.2\lambda_0, 0.25\lambda_0$ and $0.3\lambda_0$.

ficients

$$\tilde{B}_{r,1}(r) = \tilde{B}_{r,-1}(r) \approx -\frac{B_0}{120(2I+1)} \left(\frac{\pi r}{\lambda_0} \right)^5, \quad (31)$$

$$\tilde{B}_{\phi,1}(r) = \tilde{B}_{\phi,-1}^*(r) \approx -\frac{iB_0}{120(2I+1)} \left(\frac{\pi r}{\lambda_0} \right)^5. \quad (32)$$

When $r = r_0 = 0.068\lambda_0$ (see [1]), $|\tilde{B}_{r,1}(r_0)| = |\tilde{B}_{\phi,1}(r_0)| \approx 1.236 \times 10^{-6} B_0$, is very small, and the anisotropic part of the magnetic field can be neglected for the ground and lowest excited energy eigenstates.

The isotropic effective radial magnetic field $\tilde{B}(r)$ is shown in Fig. 4 (red curve). Note that $\tilde{B}(0) = 0$. There is a distance $r_B = 0.1722\lambda_0$ such that for $r < r_B$, $\tilde{B}(r)$ increases with increasing r . $\tilde{B}(r)$ reaches its maximum, $\tilde{B}(r_B) = 0.6780 B_0$, at $r = r_B$, and decreases for $r > r_B$. When $r = r_c = 0.3827\lambda_0$, $\tilde{B}(r_c) = 0$, and for $r > r_c$, the fictitious magnetic field reverses its direction from along \mathbf{r} to antiparallel to it.

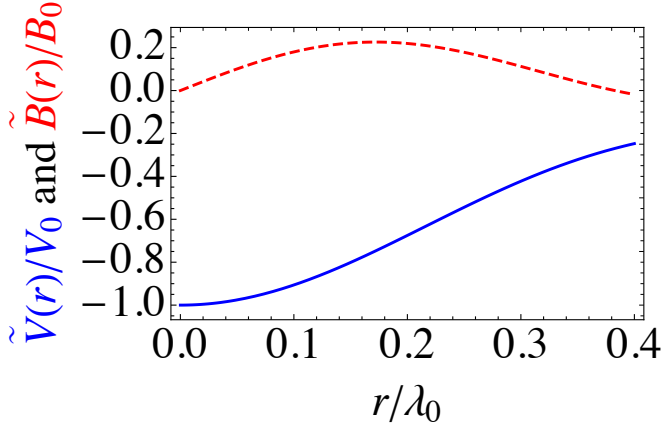


FIG. 4: Spherically symmetric potential $\tilde{V}(r) \equiv \tilde{V}_0(r)$ in units of V_0 and the effective radial magnetic field $\tilde{B}(r) \equiv \tilde{B}_{r,0}(r)$ in units of B_0 .

III. PROBABILITY DENSITY FOR $F = 1/2$

At finite temperature T , the probability density to find the atom at position \mathbf{r} in the 2D plane is $\rho(r) = Z^{-1} \sum_{n,\zeta} |\Psi_{n,\zeta}(\mathbf{r})|^2 e^{-\beta \epsilon_{n,\zeta}}$, where $Z = \sum_{n,\zeta} e^{-\beta \epsilon_{n,\zeta}}$, and $\beta = (k_B T)^{-1}$. At low temperature, where $k_B T$ is much smaller than the orbital excitation energy (see Eq. (11a) in the main text [1]),

$$\rho(r) = |\Psi_{0,1/2}(\mathbf{r})|^2. \quad (33)$$

In the isotropic optical lattice potential approximation, $\rho(r)$ depends only on r and not on ϕ . $\rho(r)$ has a maximum at $r = r_0 = 0.068 \lambda_0$, and rapidly decays with $|r - r_0|$, as shown in Fig. 3 of the main text [1].

IV. SEMICLASSICAL DESCRIPTION OF THE QUANTUM ROTOR

When F is large, $F \gg 1$, we can describe the motion of the trapped atoms using a semiclassical approximation. This formulation yields useful insights into the behavior of QRs, and is simple to carry out within the isotropic approximation for the spin-dependent optical potential, (28) and (30), which is valid near the minimum of the scalar potential. A power series expansion about the origin yields:

$$\begin{aligned} \tilde{V}_0(r) &\approx -V_0 + \frac{\pi^2 V_0 r^2}{\lambda_0^2}, \\ \tilde{B}_{r,0}(r) &\approx \frac{2\pi B_0 r}{(2I+1)\lambda_0}. \end{aligned} \quad (34)$$

In terms of the canonical momentum \mathbf{p} and the unit vector $\mathbf{f} = \mathbf{F}/F$, and using the power series in Eqs. (34), we

arrive at the following Hamilton equations of motion,

$$\dot{\mathbf{r}} = \frac{\mathbf{p}}{M}, \quad (35a)$$

$$\dot{\mathbf{p}} = -\frac{2\pi^2 V_0}{\lambda_0^2} \mathbf{r} - \frac{2\pi F B_0}{(2I+1)\lambda_0} \mathbf{f}_{\parallel}, \quad (35b)$$

$$\dot{\mathbf{f}} = \frac{2\pi B_0}{(2I+1)\hbar\lambda_0} [\mathbf{r} \times \mathbf{f}], \quad (35c)$$

where $\mathbf{f}_{\parallel} = f_x \mathbf{e}_x + f_y \mathbf{e}_y$.

It is convenient to use harmonic length and energy units:

$$\text{harmonic length} \quad b_0 = \frac{\lambda_0}{2\pi} \left(\frac{2\mathcal{E}_0}{V_0} \right)^{1/4},$$

$$\text{harmonic energy} \quad \hbar\Omega_h = \sqrt{\frac{\mathcal{E}_0 V_0}{2}},$$

where the recoil energy \mathcal{E}_0 is

$$\mathcal{E}_0 = \frac{\hbar^2 q_0^2}{2M} = \frac{2\pi^2 \hbar^2}{M\lambda_0^2}. \quad (36)$$

In this section, we consider ^{40}K atoms which have $I = 4$, $J = 1/2$ and $F = 9/2$ in the ground state. When $V_0 = 100 \mathcal{E}_0$, $b_0 = 0.05985 \lambda_0$ and $\hbar\Omega_h = 7.071 \mathcal{E}_0$. The time-dependent position of the atom $\mathbf{r}(t) = (x(t), y(t))$ and the unit spin vector $\mathbf{f}(t) = (f_x(t), f_y(t))$ are shown in Fig. 5 for $B_0 = 1.8 V_0$, with the following initial conditions,

$$\begin{aligned} x(0) &= 5 b_0, & y(0) &= 0, \\ p_x(0) &= 0, & p_y(0) &= -3\hbar/b_0, \\ f_x(0) &= -0.9975, & f_y(0) &= 0.05, & f_z(0) &= 0.05. \end{aligned} \quad (37)$$

The motion of the atom is not periodic, and therefore the trajectory $(x(t), y(t))$ in Fig. 5(a) fills a ring with inner radius $5 b_0$ and outer radius $6.615 b_0$, whereas $(f_x(t), f_y(t))$ in Fig. 5(b) fills a ring with inner radius 0.9644 and outer radius 1 . For ^{40}K atoms, $\lambda_0 = 766.5 \text{ nm}$, and $b_0 = 45.87 \text{ nm}$.

The results of this section cannot be applied to Li atoms because, for the semiclassical approximation to be valid, F must be large.

V. FAR-OFF-RESONANCE RAMAN TRANSITIONS BETWEEN $n = 0, \zeta = 1/2$ AND $n = 0, \zeta = -1/2$

Far-Off-Resonance Raman transitions between the QR states $|n = 0, \zeta = 1/2\rangle$ and $|n = 0, \zeta = -1/2\rangle$ that are split by an energy $\hbar\Delta_{QR}$ is described by the model Hamiltonian (17) in the main text [1]. Here we derive Hamiltonian (17), its eigenvalues and wave functions.

Consider Raman transitions between the QR states $|n = 0, \zeta = 1/2\rangle$ and $|n = 0, \zeta = -1/2\rangle$ that are split by an energy $\hbar\Delta_{QR}$ by the presence of an inertial rotation, or an external magnetic field, or an in-plane acceleration.

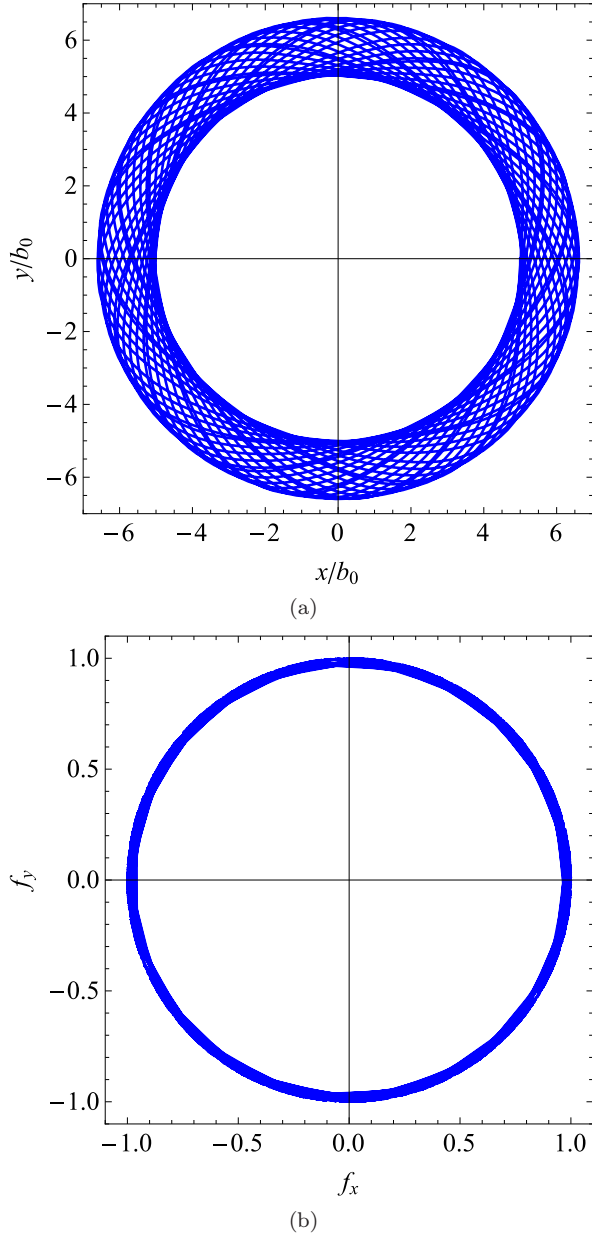


FIG. 5: (a) Position of the trapped atom $\mathbf{r}(t) = (x(t), y(t))$ and (b) the unit vector $\mathbf{f}(t) = (f_x(t), f_y(t))$ parallel to the atomic orbital momentum. Here, we have taken $B_0 = 1.8V_0$ and initial conditions (initial position, momentum and the direction of the total atomic angular momentum), $\mathbf{f}(t) = \mathbf{F}(t)/|\mathbf{f}(t)|$ given by Eq. (37).

When the red detuning Δ_{hf} from the $F = 3/2$ hyperfine state is large enough, $|\Delta_{\text{hf}}| \gg \gamma_{\text{hf}}$ and $\Delta_{\text{hf}} < 0$, where γ_{hf} is the decay rate of the $F = 3/2$ hyperfine state, see Fig. 6, the off-resonance intermediate $F = 3/2$ state can be eliminated and the Raman process can be treated as a 2-level problem. The resultant generalized Raman Rabi frequency is given by $\Omega_g = \frac{\Omega_p \Omega_s}{\Delta_{\text{hf}}}$. Here the pump has angular frequency ω_p and Rabi frequency Ω_p , and takes the system up from the lower of the two QR states to a

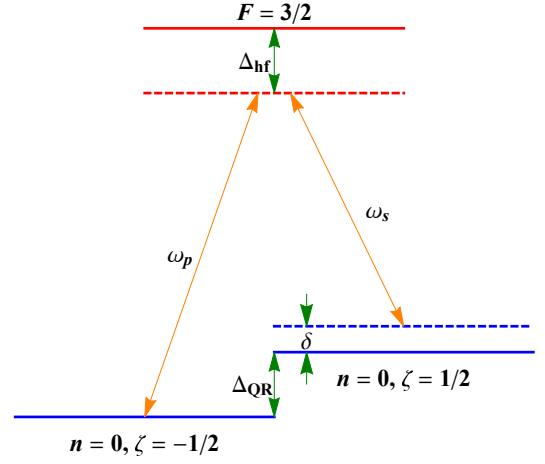


FIG. 6: Schematic representation of the energy levels and photon energies for the far-off-resonance Raman transition between the split QR ground states.

virtual intermediate state that is at a significantly lower energy than the $F = 3/2$ state. The Stokes radiation has angular frequency ω_s and Rabi frequency Ω_s , and takes the system down from the virtual intermediate state to the upper of the two QR states. If we call the energy difference between the two levels $\hbar\Delta_{\text{QR}}$, the detuning from Raman resonance is $\delta = \omega_p - \omega_s - \Delta_{\text{QR}}$.

The dressed-state [12] 2-level non-Hermitian Hamiltonian which incorporates decay of the QR states can be written as [13]

$$\mathcal{H}_{\text{Raman}} = H_{\text{Raman}} - \frac{i\hbar}{2} \mathcal{G}, \quad (38)$$

where H_{Raman} and \mathcal{G} are 2×2 Hermitian matrices; the Hermitian part H_{Raman} in (38) is

$$H_{\text{Raman}} = \hbar \begin{pmatrix} 0 & \Omega_g/2 \\ \Omega_g/2 & \delta \end{pmatrix}, \quad (39)$$

where $(1, 0)^T = |0, 1/2\rangle$ and $(0, 1)^T = |0, -1/2\rangle$, and the anti-Hermitian part originates from the decay rate in the optical lattice,

$$\Gamma(\mathbf{r}) = \frac{\gamma_e}{2\hbar\Delta} \left\{ \tilde{V}(r) + F_r \tilde{B}(r) \right\}, \quad (40)$$

where γ_e is the decay rate of the excited $^2P_{3/2}$ state, and Δ is the detuning of the laser frequency from the resonant frequency. When $|\Delta| \gg \gamma_e$, we can apply perturbation theory and write the anti-Hermitian part the Hamiltonian (38) as

$$\mathcal{G}_{\zeta, \zeta'} = \int \Psi_{0, \zeta}^\dagger(\mathbf{r}) \Gamma(\mathbf{r}) \Psi_{0, \zeta'}(\mathbf{r}) d^2\mathbf{r},$$

where $\Psi_{n, \zeta}(\mathbf{r})$ are the wave functions of the QR given by Eq. (10) of the main text [1]. Note that the atom in the quantum state with $\zeta = 1/2$ or $-1/2$ orbits clockwise

or counterclockwise around the minimum of the lattice potential. The decay rate (40) is isotropic. Therefore taking into account the symmetry of the wave function

$$\Psi_{n,-\zeta}(r, \phi) = F_x \Psi_{n,\zeta}(r, -\phi),$$

(which is true for $F = 1/2$ atoms), we can write

$$\mathcal{G}_{\zeta,\zeta'} = \Gamma_{0,1/2} \delta_{\zeta,\zeta'}, \quad (41)$$

where

$$\begin{aligned} \Gamma_{0,1/2} = & \frac{\gamma_e}{2\hbar\Delta} \sum_{\sigma} \left\{ \int \tilde{V}(r) \psi_{0,1/2,\sigma}^2(r) dr \right. \\ & \left. + \text{sign}(\sigma) \int \tilde{B}(r) \psi_{0,1/2,\sigma}^2(r) dr \right\}. \end{aligned} \quad (42)$$

Eqs. (38), (39) and (41) yield Eq. (17) of the main text [1].

Eigenfunctions of the non-Hermitian Hamiltonian (38) are

$$|\psi_+\rangle = \mathcal{U}|0, 1/2\rangle + \mathcal{V}|0, -1/2\rangle, \quad (43a)$$

$$|\psi_-\rangle = \mathcal{V}|0, 1/2\rangle - \mathcal{U}|0, -1/2\rangle, \quad (43b)$$

where

$$\mathcal{U} = \sqrt{\frac{\tilde{\Omega} + \delta}{2\tilde{\Omega}}}, \quad \mathcal{V} = \sqrt{\frac{\tilde{\Omega} - \delta}{2\tilde{\Omega}}}, \quad \tilde{\Omega} = \sqrt{\delta^2 + \Omega_g^2}.$$

The corresponding eigenvalues are

$$\epsilon_{\pm} = \frac{\hbar(\delta - i\Gamma_{0,1/2})}{2} \pm \frac{\hbar\tilde{\Omega}}{2}.$$

The difference $\epsilon_+ - \epsilon_- = \hbar\tilde{\Omega}$ does not depend on $\Gamma_{0,1/2}$.

The time evolution of wave function of the QR with time, starting with the initial wave function $|0, 1/2\rangle$ is specified by the time-dependent wave function

$$\begin{aligned} |\psi(t)\rangle = & e^{-(\Gamma_{0,1/2} + i\delta)t/2} \left\{ \left[\cos(\tilde{\Omega}t/2) + \frac{i\delta}{\tilde{\Omega}} \sin(\tilde{\Omega}t/2) \right] \times \right. \\ & \left. |0, 1/2\rangle - \frac{i\Omega_g}{\tilde{\Omega}} \sin(\tilde{\Omega}t/2) |0, -1/2\rangle \right\}. \end{aligned} \quad (44)$$

The probabilities $P_{0,\pm 1/2}(t)$ to find the QR in the states $|0, \pm 1/2\rangle$ are given by $P_{0,\pm 1/2}(t) = \left| \langle 0, \pm 1/2 | \psi(t) \rangle \right|^2$. Using Eq. (44), we find

$$P_{0,1/2}(t) = \left[1 - P_0 \sin^2(\tilde{\Omega}t/2) \right] e^{-\Gamma_{0,1/2}t}, \quad (45a)$$

$$P_{0,-1/2}(t) = P_0 \sin^2(\tilde{\Omega}t/2) e^{-\Gamma_{0,1/2}t}, \quad (45b)$$

where

$$P_0 = \frac{\Omega_g^2}{\tilde{\Omega}^2} = \frac{\Omega_g^2}{\delta^2 + \Omega_g^2}.$$

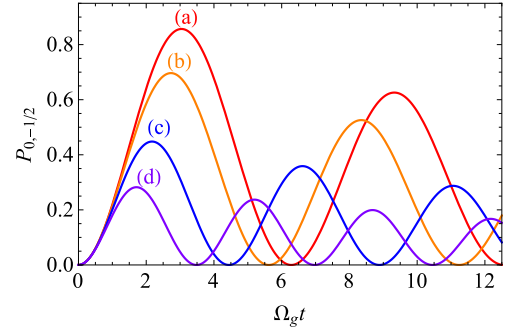


FIG. 7: The probability $P_{0,\pm 1/2}(t)$ in Eq. (45b) to find the QR in the state $|0, -1/2\rangle$ as a function of time for $\Gamma_{0,1/2} = 0.05 \Omega_g$, $\Omega_g = 1$ and different values of $|\delta|$: (a) $\delta = 0$, (b) $|\delta| = 0.5 \Omega_g$, (c) $|\delta| = \Omega_g$ and (d) $|\delta| = 1.5 \Omega_g$.

The probability $P_{0,\pm 1/2}(t)$ is plotted in Fig. 7 for different values of $|\delta|$. The amplitude P_0 of $P_{0,-1/2}(t)$ is maximal when $\delta = 0$. This is because P_0 is maximum when $\delta = 0$ ($\Delta_{QR} = \omega_p - \omega_s$), and becomes very small for weak stimulated Raman scattering, i.e., when $|\delta| \gg \Omega_g$. Experimentally scanning ω_s and finding $\omega_p - \omega_s$ where $P_{0,-1/2}(t)$ is maximal yields Δ_{QR} .

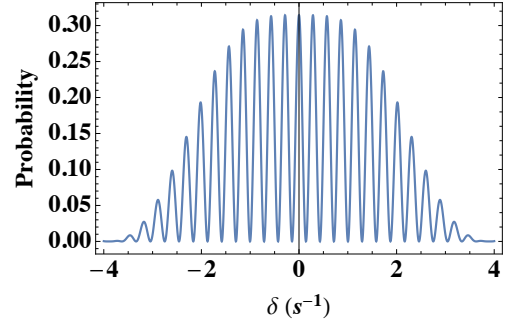


FIG. 8: Ramsey fringes in the probability $P_{0,-1/2}(t)$ at the final time $T + 2\tau_p$ plotted versus detuning δ . The splitting Δ_{QR} is found by identifying where the detuning $\delta = \omega_p - \omega_s - \Delta_{QR} = 0$.

A preferable method of experimentally determining Δ_{QR} is to employ the Ramsey time-separated oscillating field method [14] with Raman pulses [15]. The QR initially in the ground state $|0, 1/2\rangle$ is subjected to two sets of Raman pulses of duration τ_p separated by a delay time T , so the generalized Rabi frequency becomes time-dependent:

$$\Omega_g(t) = \begin{cases} \Omega_g & \text{if } 0 \leq t \leq \tau_p, \\ 0 & \text{if } \tau_p < t < T + \tau_p, \\ \Omega_g & \text{if } T + \tau_p \leq t \leq T + 2\tau_p, \end{cases} \quad (46)$$

with $\Omega_g \tau_p \approx \pi/2$ and $T \gg \tau_p$. The effect of the first pulse is to evolve the initial state into a coherent superposition of the initial and final states. During the delay time between pulses, the system carries out phase oscillations. Finally, the second pulse rotates the state vector

again by an angle of $\Omega_g \tau_p$. Fixing the delay time T and measuring the population in the final state as a function of the detuning δ at the final time $T + 2\tau_p$ yields a fringe pattern as shown in Fig. 8. The figure shows the Ramsey fringes obtained for a single QR and the value of Δ_{QR} such that $\delta = 0$ is easy to identify from the fringe pattern.

VI. ACCURACY ESTIMATES FOR Ω , \mathbf{a} , \mathbf{B}_{ex}

The uncertainty of B_{ex} results largely from the uncertainty of the quantity $\beta_{0,1/2}^z$ which is a function of the laser frequency ω and amplitude E_0 . Hence, the accuracy of measuring B_{ex} is [1]

$$\frac{\delta B_{\text{ex}}}{B_{\text{ex}}} = \frac{1}{\beta_{0,1/2}^z} \sqrt{\left(\frac{\partial \beta_{0,1/2}^z}{\partial \omega} \delta \omega\right)^2 + \left(\frac{\partial \beta_{0,1/2}^z}{\partial E_0} \delta E\right)^2}, \quad (47)$$

where $\delta \omega$ and δE are the uncertainties of ω and E_0 . It is convenient to write Eq. (47) as

$$\frac{\delta B_{\text{ex}}}{B_{\text{ex}}} = \frac{1}{\beta_{0,1/2}^z} \sqrt{\left(\frac{\partial \beta_{0,1/2}^z}{\partial \mathcal{E}_0} \delta \mathcal{E}\right)^2 + \left(\frac{\partial \beta_{0,1/2}^z}{\partial \mathcal{I}_0} \delta \mathcal{I}\right)^2}, \quad (48)$$

where $\delta \mathcal{E}$ and $\delta \mathcal{I}$ are uncertainties of the recoil energy \mathcal{E}_0 and the laser intensity \mathcal{I}_0 . $\beta_{0,1/2}^z$ depends on a single parameter, $\mathcal{I}_0/\mathcal{E}_0$, therefore

$$\mathcal{E}_0 \frac{\partial \beta_{0,1/2}^z}{\partial \mathcal{E}_0} = -\mathcal{I}_0 \frac{\partial \beta_{0,1/2}^z}{\partial \mathcal{I}_0}.$$

Assuming that $\delta \mathcal{I}/\mathcal{I}_0 \ll \delta \omega/\omega$, we get

$$\frac{\delta B_{\text{ex}}}{B_{\text{ex}}} = \frac{\delta \mathcal{E}}{\beta_{0,1/2}^z} \left| \frac{\partial \beta_{0,1/2}^z}{\partial \mathcal{E}_0} \right|.$$

Numerical calculations for $V_0 = 100 \mathcal{E}_0$ and $B_0 = 180 \mathcal{E}_0$ give

$$\frac{\delta B_{\text{ex}}}{B_{\text{ex}}} = -\frac{0.075495 \delta \omega}{\omega},$$

where we have used the fact that $\delta \mathcal{E}/\mathcal{E}_0 = 2 \delta \omega/\omega$. For lithium atoms, $\omega = 2.808 \times 10^{15} \text{ s}^{-1}$ [16], and taking $\delta \omega = 2\pi \times 160 \text{ mHz} = 1.005 \text{ s}^{-1}$ [17], we find

$$\frac{\delta B_{\text{ex}}}{B_{\text{ex}}} = 2.703 \times 10^{-17}. \quad (49)$$

The accuracy of measurement of the angular velocity due to spontaneous magnetic dipole transitions within the ground state QR manifold is $\delta \Omega_z = 4g^2 \mu_B^2 \Omega_z^3 / (3\hbar c^3)$, hence

$$\frac{\delta \Omega_z}{\Omega_z^3} = 1.614 \times 10^{-44} \text{ s}^2. \quad (50)$$

When $\Omega_z = 72.722 \text{ } \mu\text{rad/s}$ (rotation frequency of the Earth), then $\delta \Omega_z = 6.209 \times 10^{-57} \text{ s}^{-1}$.

The acceleration measurement accuracy δa_{\parallel} is given by

$$\frac{\delta a_{\parallel}}{a_{\parallel}} = \frac{1}{\varrho_{0,1/2}} \sqrt{\left(\frac{\partial \varrho_{0,1/2}}{\partial \omega} \delta \omega\right)^2 + \left(\frac{\partial \varrho_{0,1/2}}{\partial E_0} \delta E\right)^2}.$$

It is convenient to write $\delta a_{\parallel}/a_{\parallel}$ as

$$\frac{\delta a_{\parallel}}{a_{\parallel}} = \frac{\delta \mathcal{E}}{\varrho_{0,1/2}} \left| \frac{\partial \varrho_{0,1/2}}{\partial \mathcal{E}_0} \right|.$$

Again assuming that $\delta \mathcal{I}/\mathcal{I}_0 \ll \delta \omega/\omega$, numerical calculations for $V_0 = 100 \mathcal{E}_0$ and $B_0 = 180 \mathcal{E}_0$ give

$$\frac{1}{\varrho_{0,1/2}} \left| \frac{\partial \varrho_{0,1/2}}{\partial \mathcal{E}_0} \right| = \frac{0.139986}{\mathcal{E}_0},$$

hence

$$\frac{\delta a_{\parallel}}{a_{\parallel}} = 1.002 \times 10^{-16}.$$

The measurement accuracy of an external magnetic field, angular velocity and linear acceleration are also affected by the energy-time uncertainty principle. Given a measurement time T , the measurement bandwidth is $1/(2T)$, and the accuracy of the QR magnetometer, accelerometer or gyroscope is proportional to $1/\sqrt{T}$ [9, 10]. For an optical lattice with N QRs, the accuracies of the magnetometer, gyroscope and accelerometer are [9]

$$\delta B_u = \frac{B_{\text{ex}}}{\beta_{0,1/2}^z} \left| \frac{\partial \beta_{0,1/2}^z}{\partial \omega} \right| \sqrt{\frac{\delta \omega}{NT}},$$

$$\delta \Omega_u = \sqrt{\frac{\delta \Omega_z}{NT}},$$

$$\delta a_u = \frac{a_{\parallel}}{\varrho_{0,1/2}} \left| \frac{\partial \varrho_{0,1/2}}{\partial \omega} \right| \sqrt{\frac{\delta \omega}{NT}}.$$

Here the subscript u denotes uncertainty due to the finite measurement time, $\delta \omega$ is the uncertainty of the optical lattice laser frequency ω , and $\delta \Omega_z$ is the angular velocity uncertainty given by Eq. (50). Taking $T = 1 \text{ s}$, and $N = 4.99 \times 10^8$ (which corresponds to an optical lattice of area 1 cm^2), we get

$$\begin{aligned} \frac{\delta B_u}{B_{\text{ex}}} &= 1.74 \times 10^{-20}, \\ \frac{\delta \Omega_u}{\Omega_z^{3/2}} &= 5.687 \times 10^{-27} \text{ s}^{1/2}, \\ \frac{\delta a_u}{a_{\parallel}} &= 4.474 \times 10^{-21}. \end{aligned}$$

VII. DISTINGUISHING BETWEEN Ω , \mathbf{a} , \mathbf{B}_{ex}

Consider a QR placed in an external magnetic field \mathbf{B}_{ex} in a non-inertial frame moving with a linear acceleration \mathbf{a} and rotating with an angular velocity Ω . The

3D Hamiltonian of the QR is

$$H = H_0 + H_z + H_B + H_\Omega + H_a, \quad (51)$$

where H_0 is a 2D Hamiltonian describing motion of the QR in the x - y plane without an external magnetic field and in an inertial frame; using polar coordinates $\mathbf{r} = (r, \phi)$, $H_0 = -\frac{\hbar^2 \nabla^2}{2M} + \tilde{V}(r) - \tilde{B}(r)F_r$. The second term on the right hand side of Eq. (51), H_z , is for the motion of the trapped atom in a harmonic potential in the z -direction,

$$H_z = -\frac{\hbar^2 \partial_z^2}{2M} + \frac{K_z z^2}{2}, \quad (52)$$

where the harmonic oscillator force constant K_z is assumed to be large and the atom is in the ground state of the Hamiltonian (52). The third term on the right hand side of Eq. (51), H_B , describes Zeeman interaction between the QR and the external magnetic field \mathbf{B}_{ex} , $H_B = -\frac{g\mu_B}{2I+1} \mathbf{F} \cdot \mathbf{B}_{\text{ex}}$. The fourth term on the right hand side of Eq. (51), H_Ω , is due to the fictitious force in a rotating frame of reference $H_\Omega = \hbar \mathcal{L} \cdot \boldsymbol{\Omega}$, where $\mathcal{L} = \mathbf{F} + \boldsymbol{\ell}$, and $\boldsymbol{\ell}$ is the orbital angular momentum of the atom around minimum points of $V(r)$. The fifth term in the right hand side of Eq. (51), H_a , is due to the fictitious force appearing in a non-inertial frame moving with linear acceleration \mathbf{a} , $H_a = M \mathbf{a} \cdot \mathbf{r}$. We shall calculate energy levels of $H_0 + H_z$ in the inertial frame, and then apply first order perturbation theory in \mathbf{B}_{ex} , $\boldsymbol{\Omega}$ and \mathbf{a} , and find corrections to the energies of the QR.

A. Matrix elements of H_B

Matrix elements of F_x , F_y and F_z are

$$\begin{aligned} \langle n, \zeta | F_x | n, \zeta' \rangle &= \frac{1}{2} \beta_{n, \zeta}^{\parallel} (\delta_{\zeta, \zeta'+1} + \delta_{\zeta, \zeta'-1}), \\ \langle n, \zeta | F_y | n, \zeta' \rangle &= -\frac{i}{2} \beta_{n, \zeta}^{\parallel} (\delta_{\zeta, \zeta'+1} - \delta_{\zeta, \zeta'-1}), \\ \langle n, \zeta | F_z | n, \zeta' \rangle &= \beta_{n, \zeta}^z \delta_{\zeta, \zeta'}, \end{aligned}$$

where $\langle z, \mathbf{r} | n, \zeta \rangle = \tilde{\psi}_0(z) \Psi_{n, \zeta}(\mathbf{r})$, and

$$\beta_{n, \zeta}^{\parallel} = \frac{1}{2} \int \left\{ \psi_{n, \zeta, 1/2}^2(r) - \psi_{n, \zeta, -1/2}^2(r) \right\} dr, \quad (53)$$

$$\beta_{n, \zeta}^z = \int \psi_{n, \zeta, 1/2}(r) \psi_{n, \zeta, -1/2}(r) dr. \quad (54)$$

Note the following symmetries:

$$\beta_{n, -\zeta}^{\parallel} = \beta_{n, \zeta}^{\parallel}, \quad \beta_{n, -\zeta}^z = -\beta_{n, \zeta}^z.$$

These follow from the wave function symmetries $\psi_{n, -\zeta, 1/2}(r) = \psi_{n, \zeta, 1/2}(r)$ and $\psi_{n, -\zeta, -1/2}(r) = -\psi_{n, \zeta, -1/2}(r)$. The matrix elements of H_B are

$$\begin{aligned} \langle n, \zeta | H_B | n, \zeta' \rangle &= -\frac{g\mu_B}{2I+1} \left\{ \zeta B_z \beta_{n, \zeta}^z \delta_{\zeta, \zeta'} + \right. \\ &\quad \left. \frac{\beta_{n, \zeta}^{\parallel}}{2} [B^+ \delta_{\zeta, \zeta'-1} + B^- \delta_{\zeta, \zeta'+1}] \right\}, \quad (55) \end{aligned}$$

where $B^\pm = B_x \pm iB_y$.

B. Matrix elements of H_Ω

Matrix elements of the operator \mathcal{L} are

$$\begin{aligned} \langle n, \zeta | \mathcal{L}_x | n, \zeta' \rangle &= \langle n, \zeta | \mathcal{L}_y | n, \zeta' \rangle = 0, \\ \langle n, \zeta | \mathcal{L}_z | n, \zeta' \rangle &= \zeta \Omega_z. \end{aligned}$$

The matrix elements of \mathcal{L}_x and \mathcal{L}_y vanish since the wave function $\psi_0(z)$ is even with respect to the inversion $z \rightarrow -z$, whereas \mathcal{L}_x and \mathcal{L}_y are odd. Hence, non-vanishing matrix elements of H_Ω are

$$\langle n, \zeta | H_\Omega | n, \zeta' \rangle = \hbar \zeta \Omega_z \delta_{\zeta, \zeta'}. \quad (56)$$

C. Matrix elements of H_a

Matrix elements of the position operator \mathbf{r} are

$$\begin{aligned} \langle n, \zeta | x | n, \zeta' \rangle &= \frac{1}{2} \varrho_{n, \zeta}^{\parallel} (\delta_{\zeta, \zeta'+1} + \delta_{\zeta, \zeta'-1}), \\ \langle n, \zeta | y | n, \zeta' \rangle &= -\frac{i}{2} \varrho_{n, \zeta}^{\parallel} (\delta_{\zeta, \zeta'+1} - \delta_{\zeta, \zeta'-1}), \\ \langle n, \zeta | z | n, \zeta' \rangle &= 0, \end{aligned}$$

where

$$\varrho_{n, \zeta}^{\parallel} = \int \left\{ \psi_{n, \zeta, 1/2}^2(r) + \psi_{n, \zeta, -1/2}^2(r) \right\} r dr. \quad (57)$$

Note the symmetry $\varrho_{n, -\zeta}^{\parallel} = \varrho_{n, \zeta}^{\parallel}$. The matrix elements of H_a are

$$\langle n, \zeta | H_a | n, \zeta' \rangle = \frac{M \varrho_{n, \zeta}^{\parallel}}{2} [a^+ \delta_{\zeta, \zeta'-1} + a^- \delta_{\zeta, \zeta'+1}], \quad (58)$$

where $a^\pm = a_x \pm i a_y$.

D. First-order corrections to the energies

In order to find the first order corrections to the energies due to \mathbf{B} , $\boldsymbol{\Omega}$ and \mathbf{a} , we apply degenerate perturbation theory. First order corrections to the energies of the quantum states with $\zeta = \pm 1/2$ are

$$\begin{aligned} \varepsilon_{n, \pm 1/2}^{(1)}(\mathbf{B}, \Omega_z, a_{\parallel}) &= \pm \frac{1}{2} \left[\left(\frac{g\mu_B \beta_{n, 1/2}^z}{2I+1} B_z + \hbar \Omega_z \right)^2 + \right. \\ &\quad \left. \left| \beta_{n, 1/2}^{\parallel} B^+ + M \varrho_{n, 1/2}^{\parallel} a^+ \right|^2 \right]^{1/2}. \quad (59) \end{aligned}$$

Corrections to the energies of the quantum states with $\pm \zeta$ (where $\zeta = 3/2, 5/2, 7/2, \dots$) are

$$\varepsilon_{n, \pm \zeta}^{(1)}(\mathbf{B}, \Omega_z, a_{\parallel}) = \pm \zeta \left(\frac{g\mu_B \beta_{n, \zeta}^z}{2I+1} B_z + \hbar \Omega_z \right). \quad (60)$$

E. Raman spectroscopy

We propose to use Raman spectroscopy to measure \mathbf{B} , $\mathbf{\Omega}$ and \mathbf{a} by applying radio frequency electromagnetic waves to the QR with pump and Stokes frequencies ($\omega_p > \omega_s$) that are far-off-resonance from the $F = 3/2$ atomic hyperfine state. In Sec. V we discussed the Raman transition $|0, 1/2\rangle \leftrightarrow |0, -1/2\rangle$ and the use of the Ramsey separated oscillating fields method to verify the Raman resonance condition $\omega \equiv \omega_p - \omega_s = \Delta_{QR}$. In order to determine $\mathbf{\Omega}$, \mathbf{a} , and \mathbf{B}_{ex} , we will need to consider the Raman transitions $|0, 1/2\rangle \leftrightarrow |0, -1/2\rangle$, $|0, 3/2\rangle \leftrightarrow |0, 5/2\rangle$ and $|0, -3/2\rangle \leftrightarrow |0, -5/2\rangle$, which have transition frequencies $\Delta_0 \equiv \Delta_{QR}$, Δ_+ and Δ_- respectively:

$$\begin{aligned}\Delta_0 &= \frac{1}{\hbar} \left(\varepsilon_{0,1/2}^{(1)}(\mathbf{B}, \Omega_z, a_{\parallel}) - \varepsilon_{0,-1/2}^{(1)}(\mathbf{B}, \Omega_z, a_{\parallel}) \right), \\ \Delta_{\pm} &= \frac{1}{\hbar} \left(\epsilon_{0,5/2} - \epsilon_{0,3/2} + \varepsilon_{0,\pm 5/2}^{(1)}(\mathbf{B}, \Omega_z, a_{\parallel}) \right. \\ &\quad \left. - \varepsilon_{0,\pm 3/2}^{(1)}(\mathbf{B}, \Omega_z, a_{\parallel}) \right).\end{aligned}$$

Note that when $\mathbf{B}_{\text{ex}} = 0$, $\mathbf{\Omega} = 0$ and $\mathbf{a} = 0$, then

$$\Delta_+^{(0)} = \Delta_-^{(0)} = \frac{1}{\hbar} (\epsilon_{0,5/2} - \epsilon_{0,3/2}).$$

We are interested in the splitting $\Delta_1 = \Delta_+ - \Delta_-$ due to \mathbf{B}_{ex} , $\mathbf{\Omega}$ and \mathbf{a} . Using Eqs. (59) and (60), we get

$$\begin{aligned}\Delta_0 \left(B_x, B_y, B_z, \Omega_z, a_x, a_y; \varrho_{0,1/2}^{\parallel}, \beta_{0,1/2}^{\parallel}, \beta_{0,1/2}^z \right) = \\ \frac{1}{\hbar} \left[\left(\frac{g\mu_B \beta_{0,1/2}^z}{2I+1} B_z + \hbar \Omega_z \right)^2 + \right. \\ \left(\frac{g\mu_B \beta_{0,1/2}^{\parallel}}{2I+1} B_x + M \varrho_{0,1/2}^{\parallel} a_x \right)^2 + \\ \left. \left(\frac{g\mu_B \beta_{0,1/2}^{\parallel}}{2I+1} B_y + M \varrho_{0,1/2}^{\parallel} a_y \right)^2 \right]^{1/2}, \quad (61)\end{aligned}$$

$$\begin{aligned}\Delta_1 \left(B_z, \Omega_z; \beta_{0,3/2}^z, \beta_{0,5/2}^z \right) = \frac{1}{\hbar} \left\{ 2\hbar \Omega_z + \right. \\ \left. \frac{g\mu_B}{2I+1} \left(5\beta_{0,5/2}^z - 3\beta_{0,3/2}^z \right) B_z \right\}. \quad (62)\end{aligned}$$

Measurements need to be made to allow determination of the 9 unknowns: B_z , B_y , B_x , Ω_x , Ω_y , Ω_z , a_x , a_y and a_z . In order to find the 9 unknowns, 9 measurements are required. In particular, measurements must be carried out with the QR placed in x - y , y - z and z - x optical lattices. Moreover, measurements of Δ_1 must be made with two different laser intensities, e.g., $(V_0, B_0) = (100 \mathcal{E}_0, 180 \mathcal{E}_0)$ and $(50 \mathcal{E}_0, 90 \mathcal{E}_0)$. In other words, we consider $(V_0, B_0) = (10 \mathcal{N} \mathcal{E}_0, 18 \mathcal{N} \mathcal{E}_0)$, where the dimensionless parameter $\mathcal{N} = 5, 10$ specifies the laser intensity. Furthermore, measurements of Δ_0 must be made with $V_0 = 100 \mathcal{E}_0$ and $B_0 = 180 \mathcal{E}_0$.

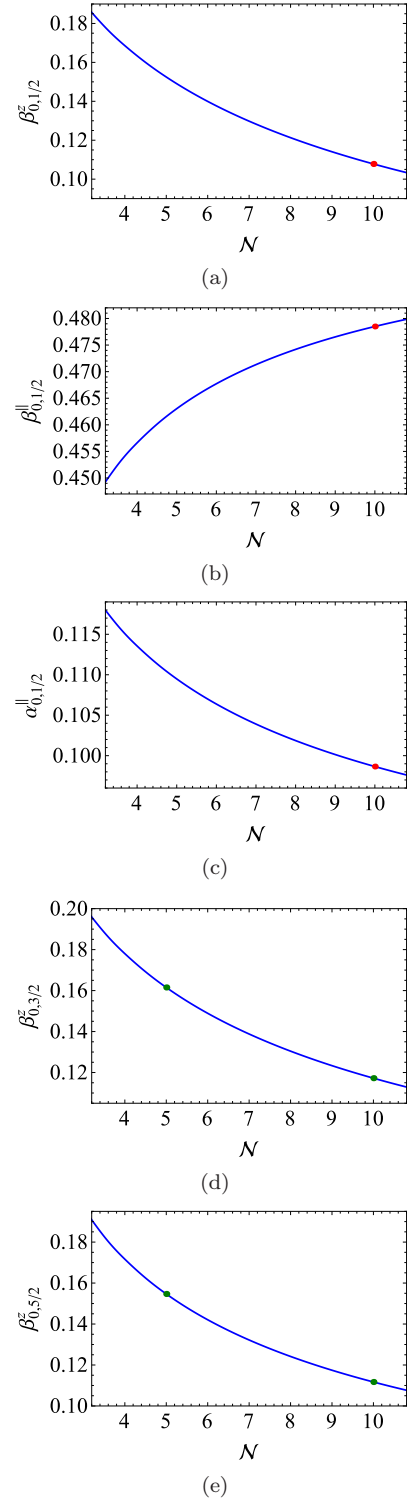


FIG. 9: (a) $\beta_{0,1/2}^z$ (54), (b) $\beta_{0,1/2}^{\parallel}$ (53), (c) $\varrho_{0,1/2}^{\parallel}$ (57), (d) $\beta_{0,3/2}^z$ (54) and (e) $\beta_{0,5/2}^z$ (54) as functions of \mathcal{N} . The red dots denote the values of $\beta_{0,1/2}^z$, $\beta_{0,1/2}^{\parallel}$ and $\varrho_{0,1/2}^{\parallel}$ for $\mathcal{N} = 10$, and the green dots denote the values of $\beta_{0,3/2}^z$ and $\beta_{0,5/2}^z$ for $\mathcal{N} = 5$ and 10.

The numerical solution of the Schrödinger equation, Eq. (9) in [1], for different values of \mathcal{N} yield numerical results for the integrals $\beta_{0,1/2}^z(\mathcal{N})$, $\beta_{0,3/2}^z(\mathcal{N})$, $\beta_{0,5/2}^z(\mathcal{N})$, $\beta_{0,1/2}^\parallel(\mathcal{N})$ and $\varrho_{0,1/2}^\parallel(\mathcal{N})$. The values of $\beta_{0,3/2}^z(\mathcal{N})$ and $\beta_{0,5/2}^z(\mathcal{N})$ for $\mathcal{N} = 5, 10$ are:

$$\begin{aligned}\beta_{0,3/2}^z(5) &= 0.161531, & \beta_{0,3/2}^z(10) &= 0.117236, \\ \beta_{0,5/2}^z(5) &= 0.154678, & \beta_{0,5/2}^z(10) &= 0.111702.\end{aligned}$$

The values of $\beta_{0,1/2}^z(10)$, $\beta_{0,1/2}^\parallel(10)$ and $\varrho_{0,1/2}^\parallel(10)$ for $\mathcal{N} = 10$ are:

$$\begin{aligned}\beta_{0,1/2}^z(10) &= 0.107807, \\ \beta_{0,1/2}^\parallel(10) &= 0.478494, \\ \varrho_{0,1/2}^\parallel(10) &= 0.0986575 \lambda_0.\end{aligned}$$

F. Determining \mathbf{B}_{ex} , Ω and \mathbf{a}

With the QR placed in an x - y plane optical lattice, measurements can be made of $\Delta_{1,xy}(\mathcal{N})$ for $\mathcal{N} = 5, 10$. Two equations (one for $\mathcal{N} = 5$ and one for $\mathcal{N} = 10$) are thereby obtained from

$$\begin{aligned}\frac{g\mu_B B_z}{\hbar(2I+1)} \left(5\beta_{0,5/2}^z(\mathcal{N}) - 3\beta_{0,3/2}^z(\mathcal{N}) \right) \\ + 2\Omega_z = \Delta_{1,xy}(\mathcal{N}).\end{aligned}\quad (63)$$

The solution of these equations is

$$B_z = \frac{2I+1}{g\mu_B} \frac{\hbar[\Delta_{1,xy}(10) - \Delta_{1,xy}(5)]}{\tilde{\beta}(10) - \tilde{\beta}(5)}, \quad (64)$$

$$\Omega_z = \frac{\tilde{\beta}(10) \Delta_{1,xy}(5) - \tilde{\beta}(5) \Delta_{1,xy}(10)}{\tilde{\beta}(10) - \tilde{\beta}(5)}, \quad (65)$$

where

$$\tilde{\beta}(\mathcal{N}) = 5\beta_{0,5/2}^z(\mathcal{N}) - 3\beta_{0,3/2}^z(\mathcal{N}).$$

With the QR placed in y - z plane and z - x plane optical lattices, measurements can be made of $\Delta_{1,yz}(\mathcal{N})$ and $\Delta_{1,zx}(\mathcal{N})$ for $\mathcal{N} = 5, 10$. These measurements allow us to find B_x , B_y , Ω_x and Ω_y ,

$$B_x = \frac{2I+1}{g\mu_B} \frac{\hbar[\Delta_{1,yz}(10) - \Delta_{1,yz}(5)]}{\tilde{\beta}(10) - \tilde{\beta}(5)}, \quad (66)$$

$$B_y = \frac{2I+1}{g\mu_B} \frac{\hbar[\Delta_{1,zx}(10) - \Delta_{1,zx}(5)]}{\tilde{\beta}(10) - \tilde{\beta}(5)}, \quad (67)$$

$$\Omega_x = \frac{\tilde{\beta}(10) \Delta_{1,yz}(5) - \tilde{\beta}(5) \Delta_{1,yz}(10)}{\tilde{\beta}(10) - \tilde{\beta}(5)}, \quad (68)$$

$$\Omega_y = \frac{\tilde{\beta}(10) \Delta_{1,zx}(5) - \tilde{\beta}(5) \Delta_{1,zx}(10)}{\tilde{\beta}(10) - \tilde{\beta}(5)}. \quad (69)$$

With the QR placed in x - y , y - z and z - x plane optical lattices, measurements can be made of $\Delta_{0,xy}$, $\Delta_{0,yz}$ and $\Delta_{0,zx}$ for $\mathcal{N} = 10$. Three equations are thereby obtained from

$$\begin{aligned}\left(\frac{g\mu_B \beta_{0,1/2}^\parallel}{2I+1} B_\alpha + M \varrho_{0,1/2}^\parallel a_\alpha \right)^2 + \\ \left(\frac{g\mu_B \beta_{0,1/2}^\parallel}{2I+1} B_{\alpha'} + M \varrho_{0,1/2}^\parallel a_{\alpha'} \right)^2 + \\ \left(\frac{g\mu_B \beta_{0,1/2}^z}{2I+1} B_{\alpha''} + \hbar \Omega_{\alpha''} \right)^2 = \hbar^2 \Delta_{0,\alpha\alpha'}^2, \quad (70)\end{aligned}$$

where $(\alpha, \alpha', \alpha'') = (x, y, z)$, (y, z, x) and (z, x, y) . Here B_α are given by Eqs. (64), (66) and (67) for $\alpha = z, x, y$, whereas Ω_α are given by Eqs. (65), (68) and (69). The solution of Eq. (70) is

$$a_x = \frac{1}{M \varrho_{0,1/2}^\parallel} \left\{ \frac{1}{2} \sqrt{A_{x,y} + A_{z,x} - A_{y,z}} - \frac{g\mu_B \beta_{0,1/2}^\parallel}{2I+1} B_x \right\}, \quad (71)$$

$$a_y = \frac{1}{M \varrho_{0,1/2}^\parallel} \left\{ \frac{1}{2} \sqrt{A_{y,z} + A_{x,y} - A_{z,x}} - \frac{g\mu_B \beta_{0,1/2}^\parallel}{2I+1} B_y \right\}, \quad (72)$$

$$a_z = \frac{1}{M \varrho_{0,1/2}^\parallel} \left\{ \frac{1}{2} \sqrt{A_{z,x} + A_{y,z} - A_{x,y}} - \frac{g\mu_B \beta_{0,1/2}^\parallel}{2I+1} B_z \right\}, \quad (73)$$

where

$$A_{\alpha,\alpha'} = \hbar^2 \Delta_{0,\alpha\alpha'}^2 - \left(\frac{g\mu_B \beta_{0,1/2}^z}{2I+1} B_{\alpha''} + \hbar \Omega_{\alpha''} \right)^2,$$

and $(\alpha, \alpha', \alpha'') = (x, y, z)$, (y, z, x) and (z, x, y) .

As already discussed in Sec. V in connection with the far-off-resonance Raman transition $|0, 1/2\rangle \leftrightarrow |0, -1/2\rangle$, to determine the Raman resonance condition $\omega_p - \omega_s = \Delta$ in *all* the far-off-resonance Raman processes considered in this section ($|0, 1/2\rangle \leftrightarrow |0, -1/2\rangle$, $|0, 3/2\rangle \leftrightarrow |0, 5/2\rangle$ and $|0, -3/2\rangle \leftrightarrow |0, -5/2\rangle$), one can employ the Ramsey time-separated oscillating field method [14] with Raman pulses [15].

-
- [1] I. Kuzmenko, T. Kuzmenko, Y. Avishai and Y. B. Band, “Atoms trapped by a spin-dependent optical potential: realization of a ground state quantum rotor”, to be published.
 - [2] F. Le Kien, P. Schneeweiss and A. Rauschenbeutel, Eur. Phys. J. D **67**, 92 (2013).
 - [3] F. Le Kien, P. Schneeweiss, A. Rauschenbeutel, Eur. Phys. J. D **67**:92 (2013); arXiv:1211.2673.
 - [4] J. H. Becher, S. Baier, K. Aikawa, M. Lepers, J.-F. Wyart, O. Dulieu, and F. Ferlaino, arXiv:1710.07162.
 - [5] S. Sachdev, *Quantum Phase Transitions*, 2nd Ed., (Cambridge University Press, Cambridge, 2011), pp. 12-14.
 - [6] L. D. Landau and E. M. Lifshitz, *Quantum Mechanics, A Course of Theoretical Physics*, Vol. 3 (Pergamon, New York, 1965), pp. 146-147.
 - [7] Ibid., p. 501.
 - [8] Z. D. Grujić, P. A. Koss, G. Bison, and A. Weis, Eur. Phys. J. D **69**, 135 (2015).
 - [9] D. Budker, D. F. J. Kimball, *Optical Magnetometry*, (Cambridge University Press, 2013), pp. 4-5.
 - [10] A. Grosz, M. J. Haji-Sheikh, S. C. Mukhopadhyay, *High Sensitivity Magnetometers*, (Springer, 20 Sep 2016).
 - [11] L. D. Landau and E. M. Lifshitz, *The Classical Theory of Fields, A Course of Theoretical Physics*, Vol. 2 (Pergamon, New York, 1971), pp. 103-105.
 - [12] C. Cohen-Tannoudji and S. Reynaud, J. Phys. A: Math. Gen. **10** 345, 365 (1977).
 - [13] V. V. Sokolov and V. G. Zelevinsky, Ann. Phys. **216**, 323 (1992).
 - [14] N. F. Ramsey, Phys. Rev. **78**, 695 (1950).
 - [15] T. Zanon-Willette *et al.*, Phys. Rev. A **90**, 053427 (2014).
 - [16] L. J. Radziemsky, R. Engleman Jr., and J. W. Brault, Phys. Rev. A **52**, 4462 (1995).
 - [17] H. Al-Taiy, N. Wenzel, S. Preußler, J. Klinger, and T. Schneider, Opt. Lett. **39**, 5826 (2014).