

Device-to-Device Coded Caching with Distinct Cache Sizes

Abdelrahman M. Ibrahim, Ahmed A. Zewail and Aylin Yener

Wireless Communications and Networking Laboratory (WCAN)

School of Electrical Engineering and Computer Science

The Pennsylvania State University, University Park, PA 16802

ami137@psu.edu zewail@psu.edu yener@ee.psu.edu

Abstract

This paper considers a cache-aided device-to-device (D2D) system where the users are equipped with cache memories of different size. During low traffic hours, a server places content in the users' cache memories, knowing that the files requested by the users during peak traffic hours will have to be delivered by D2D transmissions only. The worst-case D2D delivery load is minimized by jointly designing the uncoded cache placement and linear coded D2D delivery. Next, a novel lower bound on the D2D delivery load with uncoded placement is proposed and used in explicitly characterizing the minimum D2D delivery load (MD2DDL) with uncoded placement for several cases of interest. In particular, having characterized the MD2DDL for equal cache sizes, it is shown that the same delivery load can be achieved in the network with users of unequal cache sizes, provided that the smallest cache size is greater than a certain threshold. The MD2DDL is also characterized in the small cache size regime, the large cache size regime, and the three-user case. Comparisons of the server-based delivery load with the D2D delivery load are provided. Finally, connections and mathematical parallels between cache-aided D2D systems and coded distributed computing (CDC) systems are discussed.

Index Terms

Coded caching, uncoded placement, device-to-device communication, unequal cache sizes.

I. INTRODUCTION

Development of novel techniques that fully utilize network resources is imperative to meet the objectives of 5G systems and beyond with increasing demand for wireless data traffic, e.g., video-on-demand services [1]. Device-to-device (D2D) communications [2] and caching [3] are two prominent techniques for alleviating network congestion. D2D communications utilize the radio interface enabling the nodes to directly communicate with each other to reduce the delivery load on servers/base stations/access points. Caching schemes utilize the nodes' cache memories to shift some of the network traffic to low congestion periods. In coded caching [4], the server jointly designs the content placement during off-peak hours and the content delivery during peak hours, to create multicast coding opportunities. That is, coded caching not only shifts the network traffic to off-peak hours but also creates multicast opportunities that reduce the delivery load on the server [4]. In particular, in the placement phase, the server first partitions the files into pieces. Then, the server either places uncoded or coded pieces of the files at the users' cache memories. Most of the work on coded caching considers uncoded placement [4]–[15], for its practicality and near optimality [7]–[9]. References [8], [9] have illustrated that the server-based delivery problem in [4] is equivalent to an index-coding problem and the delivery load in [4] is lower bounded by the acyclic index-coding bound [16, Corollary 1]. Reference [7] has proposed an alternative proof for the uncoded placement bound [8], [9] using a genie-aided approach.

Coded caching in device-to-device networks has been investigated in [6], [17]–[23]. In particular, D2D coded caching was first considered in [6], where centralized and decentralized caching schemes have been proposed for when the users have equal cache sizes. References [6], [17]–[19] have studied the impact of coded caching on throughput scaling laws of D2D networks under the protocol model in [24]. Reference [20] has considered a D2D system where only a subset of the users participate in delivering the missing subfiles to all users. Reference [21] has proposed using random linear network coding to reduce the delay experienced by the users in lossy networks. Reference [22] has proposed a secure D2D delivery scheme that protects the D2D transmissions in the presence of an eavesdropper. Reference [23] has considered secure D2D coded caching when each user can recover its requested file and is simultaneously prevented from accessing any other file.

More realistic caching models that reflect the heterogeneity in content delivery networks consider systems with distinct cache sizes [10]–[15], [25]–[27], unequal file sizes [26], [28],

[29], distinct distortion requirements [25], [30], [31], and non-uniform popularity distributions [32]–[37]. In this work, we focus on the distinct cache sizes, i.e., the varying storage capabilities of the users. This setup has been considered in [10]–[15], [25]–[27] for the server-based delivery problem of [4]. In particular, in [13], [15], we have shown that the delivery load is minimized by solving a linear program over the parameters of the uncoded placement and linear delivery schemes.

Different from [13], [15] and all references with distinct cache sizes, in this paper, we investigate coded caching with end-users of unequal cache sizes when the delivery phase must be carried out by D2D transmissions. That is, the placement and delivery design must be such that the server does not participate in delivery at all, thus saving its resources to serve those outside the D2D network. This distinction calls for new placement and delivery schemes as compared to server-based delivery architectures [10]–[15], [25]–[27]. In the same spirit as [13], we show that a linear program minimizes the D2D delivery load by optimizing over the partitioning of the files in the placement phase and the size and structure of the D2D transmissions, and find the optimal design.

Building on the techniques in [7]–[9], we derive a lower bound on the worst-case D2D delivery load with uncoded placement, which is also defined by a linear program. Using the proposed lower bound, we first prove the optimality of the caching scheme in [6] assuming uncoded placement for systems with equal cache sizes. Next, we explicitly characterize the D2D delivery load memory trade-off assuming uncoded placement for several cases of interest. In particular, we show that the D2D delivery load depends only on the total cache size in the network whenever the smallest cache size is greater than a certain threshold. For a small system with three users, we identify the precise trade-off for any library size. For larger systems, we characterize the trade-off in two regimes, i.e., the small total cache size regime and in the large total cache size regime, which are defined in the sequel. For remaining sizes of the total network cache, we observe numerically that the proposed caching scheme achieves the minimum D2D delivery load assuming uncoded placement. Finally, we establish the relationship between the server-based and D2D delivery loads assuming uncoded placement. We also discuss the parallels between the recent coded distributed computing (CDC) framework [38] and demonstrate how it relates to D2D caching systems.

The remainder of this paper is organized as follows. In Section II, we describe the system model and the main assumptions. The optimization problems characterizing the upper and

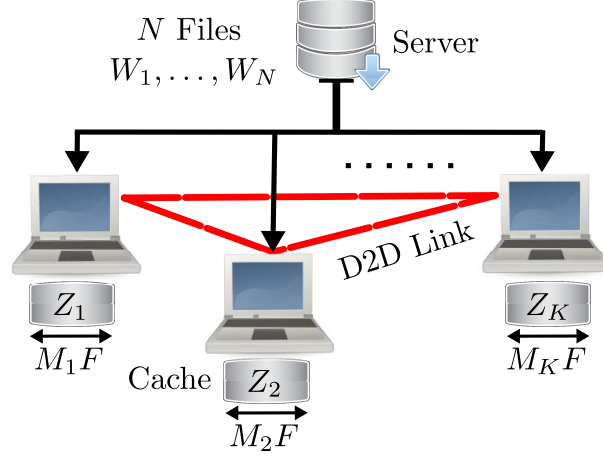


Fig. 1: D2D caching with unequal cache sizes at the end-users.

lower bounds on the minimum D2D delivery load are formulated in Section III-A. Section III-B summarizes our results on the minimum D2D delivery load with uncoded placement. The general caching scheme is developed in Section IV. Section V explains the caching schemes that achieve the D2D delivery loads presented in Section III-B. The optimality of uncoded placement is investigated in Section VI. In Section VII, we discuss the trade-off in the general case, the connection to server-based systems, and connections to distributed computing. Section VIII provides the conclusions.

II. SYSTEM MODEL

Notation: Vectors are represented by boldface letters, \oplus refers to bitwise XOR operation, $|W|$ denotes size of W , $\mathcal{A} \setminus \mathcal{B}$ denotes the set of elements in \mathcal{A} and not in \mathcal{B} , $[K] \triangleq \{1, \dots, K\}$, ϕ denotes the empty set, $\subsetneq_{\phi} [K]$ denotes non-empty subsets of $[K]$, and $\mathcal{P}_{\mathcal{A}}$ is the set of all permutations of the elements in the set \mathcal{A} , e.g., $\mathcal{P}_{\{1,2\}} = \{[1, 2], [2, 1]\}$.

Consider a server connected to K users via a shared error-free link, and the users are connected to each other via error-free device-to-device (D2D) communication links, as illustrated in Fig. 1. The server has a library of N files, W_1, \dots, W_N , each with size F bits. End-users are equipped with cache memories that have different sizes, the size of the cache memory at user k is equal to $M_k F$ bits. Without loss of generality, let $M_1 \leq M_2 \leq \dots \leq M_K$. Define m_k to denote the memory size of user k normalized by the library size NF , i.e., $m_k = M_k/N$. Let $\mathbf{M} = [M_1, \dots, M_K]$ and $\mathbf{m} = [m_1, \dots, m_K]$. We focus on the more practical case where the number of users is less than the number of files, i.e., $K \leq N$, e.g., a movie database serving cooperative users in a 5G hybrid cloud-fog access network [39].

D2D caching systems operate similarly to server-based systems in the placement phase, but differ in the delivery phase. Namely, in the placement phase, the server designs the users' cache contents without knowing their demands and knowing that it will not participate in the delivery phase. The content of the cache at user k is denoted by Z_k and satisfies the size constraint $|Z_k| \leq M_k F$ bits. Formally, Z_k is defined as follows.

Definition 1. (Cache placement) A cache placement function $\phi_k : [2^F]^N \rightarrow [2^F]^{M_k}$ maps the files in the library to the cache memory of user k , i.e., $Z_k = \phi_k(W_1, W_2, \dots, W_N)$. ■

Just before the delivery phase, users announce their file demands; we consider that the demand vector $\mathbf{d} = [d_1, \dots, d_K]$ is independently and identically distributed (i.i.d.) over the files [4]. User k 's requested file is denoted by W_{d_k} . The requested files must be delivered by utilizing D2D communications only [6], which requires that the sum of the users' cache sizes is at least equal to the library size, i.e., $\sum_{k=1}^K m_k \geq 1$. More specifically, user j transmits the sequence of unicast/multicast signals, $X_{j \rightarrow \mathcal{T}, \mathbf{d}}$, to the users in the set $\mathcal{T} \subsetneq \phi [K] \setminus \{j\}$. Let $|X_{j \rightarrow \mathcal{T}, \mathbf{d}}| = v_{j \rightarrow \mathcal{T}} F$ bits, i.e., the transmission variable $v_{j \rightarrow \mathcal{T}} \in [0, 1]$ represents the amount of data delivered to the users in \mathcal{T} by user j as a fraction of the file size F .

Definition 2. (Encoding) Given demand \mathbf{d} , an encoding $\psi_{j \rightarrow \mathcal{T}} : [2^F]^{M_j} \times [N]^K \rightarrow [2^F]^{v_{j \rightarrow \mathcal{T}}}$ maps the content cached by user j to a signal sent to the users in $\mathcal{T} \subsetneq \phi [K] \setminus \{j\}$, i.e., the signal $X_{j \rightarrow \mathcal{T}, \mathbf{d}} = \psi_{j \rightarrow \mathcal{T}}(Z_j, \mathbf{d})$ and $|X_{j \rightarrow \mathcal{T}, \mathbf{d}}| = v_{j \rightarrow \mathcal{T}} F$. ■

At the end of the delivery phase, user k must be able to reconstruct W_{d_k} reliably using the received D2D signals $\{X_{j \rightarrow \mathcal{T}, \mathbf{d}}\}_{j \neq k, \mathcal{T}}$ and its cache content Z_k . Let $R_j \triangleq \sum_{\mathcal{T} \subsetneq \phi [K] \setminus \{j\}} v_{j \rightarrow \mathcal{T}}$ be the amount of data transmitted by user j , normalized the file size F .

Definition 3. (Decoding) Given the demand \mathbf{d} , a decoding function $\mu_k : [2^F]^{\sum_{j \neq k} R_j} \times [2^F]^{M_k} \times [N]^K \rightarrow [2^F]$, maps the D2D signals $X_{j \rightarrow \mathcal{T}, \mathbf{d}}, \forall j \in [K] \setminus \{k\}, \mathcal{T} \subsetneq \phi [K] \setminus \{j\}$ and the content cached by user k to \hat{W}_{d_k} , i.e., $\hat{W}_{d_k} = \mu_k(\{X_{j \rightarrow \mathcal{T}, \mathbf{d}}\}_{j \neq k, \mathcal{T}}, Z_k, \mathbf{d})$. ■

The achievable D2D delivery load is defined as follows.

Definition 4. For a given \mathbf{m} , the D2D delivery load $R(\mathbf{m}) \triangleq \sum_{j=1}^K R_j(\mathbf{m})$ is said to be achievable if for every $\epsilon > 0$ and large enough F , there exists $(\phi_k(\cdot), \psi_{j \rightarrow \mathcal{T}}(\cdot), \mu_k(\cdot))$ such that $\max_{\mathbf{d}, k \in [K]} \Pr(\hat{W}_{d_k} \neq W_{d_k}) \leq \epsilon$, and $R^*(\mathbf{m}) \triangleq \inf\{R : R(\mathbf{m}) \text{ is achievable}\}$. ■

In this work, similar to much of the coded caching literature [4]–[15], [26], we will consider placement schemes where the users cache only pieces of the files, i.e., uncoded placement. We denote the set of such schemes with \mathfrak{A} . In the delivery phase, we consider the class of delivery policies \mathfrak{D} , where the users generate the multicast signals with XORed pieces of files. For a caching scheme in $(\mathfrak{A}, \mathfrak{D})$, we define the following.

Definition 5. For an uncoded placement scheme in \mathfrak{A} , and a linear delivery policy in \mathfrak{D} , the achievable worst-case D2D delivery load is defined as

$$R_{\mathfrak{A}, \mathfrak{D}} \triangleq \max_{d \in [N]^K} \sum_{j=1}^K R_{j,d,\mathfrak{A},\mathfrak{D}} = \sum_{j=1}^K \sum_{\mathcal{T} \subseteq \phi[K] \setminus \{j\}} v_{j \rightarrow \mathcal{T}}, \quad (1)$$

and $R_{\mathfrak{A}, \mathfrak{D}}^*$ denotes the minimum delivery load achievable with a caching scheme in $(\mathfrak{A}, \mathfrak{D})$. ■

Definition 6. For an uncoded placement scheme in \mathfrak{A} and any delivery scheme, we have

$$R_{\mathfrak{A}}^*(\mathbf{m}) \triangleq \inf \{R_{\mathfrak{A}} : R_{\mathfrak{A}}(\mathbf{m}) \text{ is achievable}\}, \quad (2)$$

which denotes the minimum D2D delivery load achievable with uncoded placement. ■

III. MAIN RESULTS

A. Performance Bounds

First, we have the following parameterization for the optimum of the class of caching schemes under consideration.

Theorem 1. Given $N \geq K$, and \mathbf{m} , the minimum worst-case D2D delivery load assuming uncoded placement and linear delivery, $R_{\mathfrak{A}, \mathfrak{D}}^*(\mathbf{m})$, is characterized by the following linear program

$$\mathbf{O1:} \quad R_{\mathfrak{A}, \mathfrak{D}}^*(\mathbf{m}) = \min_{\mathbf{a}, \mathbf{u}, \mathbf{v}} \sum_{j=1}^K \sum_{\mathcal{T} \subseteq \phi[K] \setminus \{j\}} v_{j \rightarrow \mathcal{T}} \quad (3a)$$

$$\text{subject to} \quad \mathbf{a} \in \mathfrak{A}(\mathbf{m}), \quad (3b)$$

$$(\mathbf{u}, \mathbf{v}) \in \mathfrak{D}(\mathbf{a}), \quad (3c)$$

where $\mathfrak{A}(\mathbf{m})$ is the set of uncoded placement schemes defined in (11) and $\mathfrak{D}(\mathbf{a})$ is the set of feasible linear delivery schemes defined by (31)–(35). ■

Proof. Proof is provided in Section IV. \square

Motivated by the lower bounds on server-based delivery in [7]–[9], we next establish that the minimum D2D delivery load memory trade-off with uncoded placement, $R_{\mathfrak{A}}^*(\mathbf{m})$, is lower bounded by the linear program defined in Theorem 2.

Theorem 2. *Given $N \geq K$, and \mathbf{m} , the minimum worst-case D2D delivery load with uncoded placement, $R_{\mathfrak{A}}^*(\mathbf{m})$, is lower bounded by*

$$\mathbf{O2:} \quad \max_{\lambda_0 \in \mathbb{R}, \lambda_k \geq 0, \alpha_q \geq 0} \quad -\lambda_0 - \sum_{k=1}^K m_k \lambda_k \quad (4a)$$

$$\text{subject to} \quad \lambda_0 + \sum_{k \in \mathcal{S}} \lambda_k + \gamma_{\mathcal{S}} \geq 0, \forall \mathcal{S} \subsetneq \phi [K], \quad (4b)$$

$$\sum_{\mathbf{q} \in \mathcal{P}_{[K] \setminus \{j\}}} \alpha_{\mathbf{q}} = 1, \forall j \in [K], \quad (4c)$$

where $\mathcal{P}_{[K] \setminus \{j\}}$ is the set of all permutations of the users in $[K] \setminus \{j\}$, and

$$\gamma_{\mathcal{S}} \triangleq \begin{cases} K-1, & \text{for } |\mathcal{S}| = 1, \\ \min_{j \in \mathcal{S}} \left\{ \sum_{i=1}^{K-|\mathcal{S}|} \sum_{\substack{\mathbf{q} \in \mathcal{P}_{[K] \setminus \{j\}}: q_{i+1} \in \mathcal{S}, \\ \{q_1, \dots, q_i\} \cap \mathcal{S} = \phi}} i \alpha_{\mathbf{q}} \right\}, & \text{for } 2 \leq |\mathcal{S}| \leq K-1 \\ 0, & \text{for } \mathcal{S} = [K]. \end{cases} \quad (5)$$

Proof. The proof is detailed in Section VI-A. \blacksquare

B. Explicit Characterization Results

Next, using Theorems 1 and 2, we characterize the trade-off explicitly for several cases, which are illustrated in Table I. In particular, for these cases we show the optimality of linear delivery for uncoded placement, i.e., we show that $R_{\mathfrak{A}}^*(\mathbf{m}) = R_{\mathfrak{A}, \mathfrak{D}}^*(\mathbf{m})$.

First, using Theorem 2, we show the optimality of the centralized caching scheme proposed in [6] with uncoded placement for systems where the users have equal cache sizes.

Theorem 3. *For $N \geq K$, and $m_k = m = t/K, t \in [K], \forall k \in [K]$, the minimum worst-case D2D delivery load with uncoded placement, $R_{\mathfrak{A}}^*(m) = (1-m)/m$. In general, we have*

$$R_{\mathfrak{A}}^*(m) = \left(\frac{K-t}{t} \right) (t+1-Km) + \left(\frac{K-t-1}{t+1} \right) (Km-t), \quad (6)$$

TABLE I: Summary of the analytical results on $R_{\mathfrak{A}}^*(\mathbf{m})$.

Regions	$\sum_{j=1}^K m_j \in [1, 2]$...	$\sum_{j=1}^K m_j \in [t, t+1]$...	$\sum_{j=1}^K m_j \in [K-1, K]$
$(K-2)m_1 \geq \sum_{j=2}^K m_j - 1$	Exact (7)	...	Exact (7)	...	Exact (7)
$(K-2)m_1 < \sum_{j=2}^K m_j - 1$	Exact (8)	...	Achievability (3)	...	Exact (9)
$(K-3)m_2 \geq \sum_{j=3}^K m_j - 1$			Lower bound (4)		
\vdots					
$(K-l-1)m_l < \sum_{j=l+1}^K m_j - 1$					
$(K-l-2)m_{l+1} \geq \sum_{j=l+2}^K m_j - 1$					
\vdots					
$m_{K-2} < m_{K-1} + m_K - 1$					

where $t \in [K-1]$ and $t \leq Km \leq t+1$. ■

Proof. Achievability: The centralized caching scheme proposed in [6] achieves (6), which is also the optimal solution of (3). **Converse:** The proof is detailed in Section VI-B. □

Next theorem shows that the heterogeneity in users cache sizes does not increase the achievable D2D delivery load as long as the smallest cache m_1 is large enough.

Theorem 4. For $N \geq K$, $m_1 \leq \dots \leq m_K$, and $m_1 \geq \frac{\sum_{k=2}^K m_k - 1}{K-2}$, the minimum worst-case D2D delivery load with uncoded placement,

$$R_{\mathfrak{A}}^*(\mathbf{m}) = \left(\frac{K-t}{t} \right) (t+1 - \sum_{k=1}^K m_k) + \left(\frac{K-t-1}{t+1} \right) \left(\sum_{k=1}^K m_k - t \right), \quad (7)$$

where $t \leq \sum_{k=1}^K m_k \leq t+1$, and $t \in [K-1]$. ■

Proof. Achievability: In Section V-A, we generalize the caching scheme in [6] to accommodate the heterogeneity in cache sizes. **Converse:** The proof is detailed in Section VI-C. □

The next theorem characterizes the trade-off in the small memory regime defined as the total network cache memory is less than twice the library size.

Theorem 5. For $N \geq K$, $m_1 \leq \dots \leq m_K$, $1 \leq \sum_{k=1}^K m_k \leq 2$, $m_l < \frac{\sum_{i=l+1}^K m_i - 1}{K-l-1}$ and $m_{l+1} \geq \frac{\sum_{i=l+2}^K m_i - 1}{K-l-2}$, the minimum worst-case D2D delivery load with uncoded placement,

$$R_{\mathfrak{A}}^*(\mathbf{m}) = \frac{3K-l-2}{2} - \sum_{i=1}^l (K-i)m_i - \left(\frac{K-l}{2}\right) \sum_{i=l+1}^K m_i, \quad (8)$$

where $l \in [K-2]$. ■

Proof. Achievability: The caching scheme is provided in Section V-B. *Converse:* The proof is detailed in Section VI-D. □

From (8), we observe that the trade-off in the l th heterogeneity level depends on the individual cache sizes of users $\{1, \dots, l\}$ and the total cache sizes of the remaining users.

Remark 1. The trade-off in the region where $\sum_{k=1}^K m_k \leq 2$ and $(K-2)m_1 \geq \sum_{i=2}^K m_i - 1$, which is included in Theorem 4, can also be obtained by substituting $l=0$ in Theorem 5. ■

The next theorem characterizes the trade-off in the large memory regime defined as one where the total network memory satisfies $\sum_{k=1}^K m_k \geq K-1$. In particular, we show the optimality of uncoded placement, i.e., $R_{\mathfrak{A}}^*(\mathbf{m}) = R^*(\mathbf{m})$.

Theorem 6. For $N \geq K$, $m_1 \leq \dots \leq m_K$, and $\sum_{k=1}^K m_k \geq K-1$, the minimum worst-case D2D delivery load with uncoded placement,

$$R_{\mathfrak{A}}^*(\mathbf{m}) = R^*(\mathbf{m}) = 1 - m_1, \quad (9)$$

where $m_1 < \frac{\sum_{i=2}^K m_i - 1}{K-2}$. ■

Proof. Achievability: The caching scheme is provided in Section V-C. *Converse:* The proof follows from the cut-set bound in [6]. □

Finally, for $K = 3$, we have the complete characterization below.

Theorem 7. For $K = 3$, $N \geq 3$, and $m_1 \leq m_2 \leq m_3$, the minimum worst-case D2D delivery load with uncoded placement,

$$R_{\mathfrak{A}}^*(\mathbf{m}) = \max \left\{ \frac{7}{2} - \frac{3}{2}(m_1 + m_2 + m_3), 3 - 2m_1 - m_2 - m_3, \frac{3}{2} - \frac{1}{2}(m_1 + m_2 + m_3), 1 - m_1 \right\}. \quad (10)$$



Proof. Achievability: The proof is in Appendix A. **Converse:** The proof is in Appendix B. \square

IV. GENERAL CACHING SCHEME

In the placement phase, we consider all feasible uncoded placement schemes in which the whole library can be retrieved utilizing the users' cache memories via D2D delivery, i.e., there must be no subfile stored at the server that is not placed in the end nodes in pieces. The delivery phase consists of K transmission stages, in each of which one of the K users acts as a "server". In particular, in the j th transmission stage, user j transmits the signals $X_{j \rightarrow \mathcal{T}}$ to the users in the sets $\mathcal{T} \subsetneq [K] \setminus \{j\}$.¹

A. Placement phase

The server partitions each file W_n into $2^K - 1$ subfiles, $\tilde{W}_{n,\mathcal{S}}, \mathcal{S} \subsetneq [K]$, such that $\tilde{W}_{n,\mathcal{S}}$ denotes a subset of W_n which is stored exclusively at the users in the set \mathcal{S} . The partitioning is symmetric over the files, i.e., $|\tilde{W}_{n,\mathcal{S}}| = a_{\mathcal{S}} F$ bits, $\forall n \in [N]$, where the *allocation variable* $a_{\mathcal{S}} \in [0, 1]$ defines the size of $\tilde{W}_{n,\mathcal{S}}$ as a fraction of the file size F . Therefore, the set of feasible uncoded placement schemes, $\mathfrak{A}(\mathbf{m})$, is defined by

$$\mathfrak{A}(\mathbf{m}) = \left\{ \mathbf{a} \in [0, 1]^{2^K} \mid \sum_{\mathcal{S} \subsetneq [K]} a_{\mathcal{S}} = 1, \sum_{\mathcal{S} \subset [K] : k \in \mathcal{S}} a_{\mathcal{S}} \leq m_k, \forall k \in [K] \right\}, \quad (11)$$

where the allocation vector \mathbf{a} consists of the allocation variables $a_{\mathcal{S}}, \mathcal{S} \subsetneq [K]$, the first constraint follows from the fact the whole library can be reconstructed from the users' cache memories, and the second represents the cache size constraint at user k . More specifically, user k cache content is defined as

$$Z_k = \bigcup_{n \in [N]} \bigcup_{\mathcal{S} \subset [K] : k \in \mathcal{S}} \tilde{W}_{n,\mathcal{S}}. \quad (12)$$

Next, we explain the delivery scheme for a three-user system for clarity of exposition, then we generalize to $K > 3$.

¹For convenience, we omit the subscript \mathbf{d} from $X_{j \rightarrow \mathcal{T}, \mathbf{d}}$ whenever the context is clear.

B. Delivery phase: Three-user system

1) *Structure of $X_{j \rightarrow \mathcal{T}}$* : In the first transmission stage, i.e., $j = 1$, user 1 transmits the unicast signals $X_{1 \rightarrow \{2\}}$, $X_{1 \rightarrow \{3\}}$, and the multicast signal $X_{1 \rightarrow \{2,3\}}$ to users $\{2, 3\}$. In particular, the unicast signal $X_{1 \rightarrow \{2\}}$ delivers the subset of W_{d_2} which is stored exclusively at user 1, i.e., subfile $\tilde{W}_{d_2, \{1\}}$, in addition to a fraction of the subfile stored exclusively at users $\{1, 3\}$, which we denote by $W_{d_2, \{1,3\}}^{1 \rightarrow \{2\}}$. In turn, $X_{1 \rightarrow \{2\}}$ is given by

$$X_{1 \rightarrow \{2\}} = \tilde{W}_{d_2, \{1\}} \cup W_{d_2, \{1,3\}}^{1 \rightarrow \{2\}}, \quad (13)$$

where $W_{d_2, \{1,3\}}^{1 \rightarrow \{2\}} \subset \tilde{W}_{d_2, \{1,3\}}$, such that $|W_{d_2, \{1,3\}}^{1 \rightarrow \{2\}}| = u_{\{1,3\}}^{1 \rightarrow \{2\}} F$ bits. That is, the *assignment variable* $u_S^{j \rightarrow \mathcal{T}} \in [0, a_S]$ represents the fraction of the subfile \tilde{W}_S which is involved in the transmission from user j to the users in \mathcal{T} . Similarly, the unicast signal $X_{1 \rightarrow \{3\}}$ is given by

$$X_{1 \rightarrow \{3\}} = \tilde{W}_{d_3, \{1\}} \cup W_{d_3, \{1,2\}}^{1 \rightarrow \{3\}}, \quad (14)$$

where $W_{d_3, \{1,2\}}^{1 \rightarrow \{3\}} \subset \tilde{W}_{d_3, \{1,2\}}$, such that $|W_{d_3, \{1,2\}}^{1 \rightarrow \{3\}}| = u_{\{1,2\}}^{1 \rightarrow \{3\}} F$ bits.

The multicast signal $X_{1 \rightarrow \{2,3\}}$ is created by XORing the pieces $W_{d_2, \{1,3\}}^{1 \rightarrow \{2,3\}}$, and $W_{d_3, \{1,2\}}^{1 \rightarrow \{2,3\}}$, which are assumed to have equal size. That is, $X_{1 \rightarrow \{2,3\}}$ is defined by

$$X_{1 \rightarrow \{2,3\}} = W_{d_2, \{1,3\}}^{1 \rightarrow \{2,3\}} \oplus W_{d_3, \{1,2\}}^{1 \rightarrow \{2,3\}}, \quad (15)$$

where $W_{d_2, \{1,3\}}^{1 \rightarrow \{2,3\}} \subset \tilde{W}_{d_2, \{1,3\}}$ and $W_{d_3, \{1,2\}}^{1 \rightarrow \{2,3\}} \subset \tilde{W}_{d_3, \{1,2\}}$.

From (13)-(15), we observe that subfile $\tilde{W}_{d_2, \{1,3\}}$ contributes to both $X_{1 \rightarrow \{2\}}$, and $X_{1 \rightarrow \{2,3\}}$. Additionally, in the third transmission stage subfile $\tilde{W}_{d_2, \{1,3\}}$ contributes to both $X_{3 \rightarrow \{2\}}$, and $X_{3 \rightarrow \{1,2\}}$. Therefore, in order to prevent users $\{1, 3\}$ from transmitting redundant bits to user 2 from $\tilde{W}_{d_2, \{1,3\}}$, we need to partition $\tilde{W}_{d_2, \{1,3\}}$ into disjoint pieces, i.e.,

$$W_{d_2, \{1,3\}}^{1 \rightarrow \{2\}} \cap W_{d_2, \{1,3\}}^{1 \rightarrow \{2,3\}} \cap W_{d_2, \{1,3\}}^{3 \rightarrow \{2\}} \cap W_{d_2, \{1,3\}}^{3 \rightarrow \{1,2\}} = \phi. \quad (16)$$

2) *Delivery phase constraints*: Next, we describe the delivery phase in terms of linear constraints on the transmission variables $v_{j \rightarrow \mathcal{T}}$ and the assignment variables $u_S^{j \rightarrow \mathcal{T}}$, which represent $|X_{j \rightarrow \mathcal{T}}|/F$ and $|W_{d_i, S}^{j \rightarrow \mathcal{T}}|/F$, respectively. First, the structure of the unicast signals in (13) and (14) is represented by

$$v_{1 \rightarrow \{2\}} = a_{\{1\}} + u_{\{1,3\}}^{1 \rightarrow \{2\}}, \quad v_{1 \rightarrow \{3\}} = a_{\{1\}} + u_{\{1,2\}}^{1 \rightarrow \{3\}}. \quad (17)$$

Similarly, for the second and third transmission stage, we have

$$v_{2 \rightarrow \{1\}} = a_{\{2\}} + u_{\{2,3\}}^{2 \rightarrow \{1\}}, \quad v_{2 \rightarrow \{3\}} = a_{\{2\}} + u_{\{1,2\}}^{2 \rightarrow \{3\}}, \quad (18)$$

$$v_{3 \rightarrow \{1\}} = a_{\{3\}} + u_{\{2,3\}}^{3 \rightarrow \{1\}}, \quad v_{3 \rightarrow \{2\}} = a_{\{3\}} + u_{\{1,3\}}^{3 \rightarrow \{2\}}. \quad (19)$$

The structure of the multicast signal in (15) is represented by

$$v_{1 \rightarrow \{2,3\}} = u_{\{1,3\}}^{1 \rightarrow \{2,3\}} = u_{\{1,2\}}^{1 \rightarrow \{2,3\}}. \quad (20)$$

Similarly, for the second and third transmission stage, we have

$$v_{2 \rightarrow \{1,3\}} = u_{\{2,3\}}^{1 \rightarrow \{2,3\}} = u_{\{1,2\}}^{1 \rightarrow \{2,3\}}, \quad v_{3 \rightarrow \{1,2\}} = u_{\{2,3\}}^{3 \rightarrow \{1,2\}} = u_{\{1,3\}}^{3 \rightarrow \{1,2\}}. \quad (21)$$

Additionally, (16) ensures that $\tilde{W}_{d_2, \{1,3\}}$ is divided into disjoint pieces which prevents the transmission of redundant bits. Hence, we have

$$u_{\{1,3\}}^{1 \rightarrow \{2\}} + u_{\{1,3\}}^{1 \rightarrow \{2,3\}} + u_{\{1,3\}}^{3 \rightarrow \{2\}} + u_{\{1,3\}}^{3 \rightarrow \{1,2\}} \leq a_{\{1,3\}}. \quad (22)$$

Similarly, the redundancy constraints for the subfiles $\tilde{W}_{d_3, \{1,2\}}$ and $\tilde{W}_{d_1, \{2,3\}}$, are given by

$$u_{\{1,2\}}^{1 \rightarrow \{3\}} + u_{\{1,2\}}^{1 \rightarrow \{2,3\}} + u_{\{1,2\}}^{2 \rightarrow \{3\}} + u_{\{1,2\}}^{2 \rightarrow \{1,3\}} \leq a_{\{1,2\}}, \quad (23)$$

$$u_{\{2,3\}}^{2 \rightarrow \{1\}} + u_{\{2,3\}}^{2 \rightarrow \{1,3\}} + u_{\{2,3\}}^{3 \rightarrow \{1\}} + u_{\{2,3\}}^{3 \rightarrow \{1,2\}} \leq a_{\{2,3\}}. \quad (24)$$

Finally, we need to ensure that the transmitted signals complete the requested files, i.e., we have the following delivery completion constraints

$$v_{2 \rightarrow \{1\}} + v_{2 \rightarrow \{1,3\}} + v_{3 \rightarrow \{1\}} + v_{3 \rightarrow \{1,2\}} \geq 1 - \sum_{S \subset [K] : 1 \in S} a_S, \quad (25)$$

$$v_{1 \rightarrow \{2\}} + v_{1 \rightarrow \{2,3\}} + v_{3 \rightarrow \{2\}} + v_{3 \rightarrow \{1,2\}} \geq 1 - \sum_{S \subset [K] : 2 \in S} a_S, \quad (26)$$

$$v_{1 \rightarrow \{3\}} + v_{1 \rightarrow \{2,3\}} + v_{2 \rightarrow \{3\}} + v_{2 \rightarrow \{1,3\}} \geq 1 - \sum_{S \subset [K] : 3 \in S} a_S. \quad (27)$$

Therefore, the set of feasible linear delivery schemes for a three-user system is defined by (17)-(27), and $u_S^{j \rightarrow \mathcal{T}} \in [0, a_S]$.

C. Delivery phase: K -user system

In general, the unicast signal transmitted by user j to user i is defined by

$$X_{j \rightarrow \{i\}} = \tilde{W}_{d_i, \{j\}} \bigcup \left(\bigcup_{\mathcal{S} \subset [K] \setminus \{i\} : j \in \mathcal{S}, |\mathcal{S}| \geq 2} W_{d_i, \mathcal{S}}^{j \rightarrow \{i\}} \right), \quad (28)$$

where $W_{d_i, \mathcal{S}}^{j \rightarrow \{i\}} \subset \tilde{W}_{d_i, \mathcal{S}}$ such that $|W_{d_i, \mathcal{S}}^{j \rightarrow \{i\}}| = u_{\mathcal{S}}^{j \rightarrow \{i\}} F$ bits. While, user j constructs the multicast signal $X_{j \rightarrow \mathcal{T}}$, such that the piece intended for user $i \in \mathcal{T}$, which we denote by $W_{d_i}^{j \rightarrow \mathcal{T}}$, is stored at users $\{j\} \cup (\mathcal{T} \setminus \{i\})$. That is, $X_{j \rightarrow \mathcal{T}}$ is constructed using the side information at the sets

$$\mathcal{B}_i^{j \rightarrow \mathcal{T}} \triangleq \left\{ \mathcal{S} \subset [K] \setminus \{i\} : \{j\} \cup (\mathcal{T} \setminus \{i\}) \subset \mathcal{S} \right\}, \quad (29)$$

which represents the subfiles stored at users $\{j\} \cup (\mathcal{T} \setminus \{i\})$ and not available at user $i \in \mathcal{T}$. In turn, we have

$$X_{j \rightarrow \mathcal{T}} = \oplus_{i \in \mathcal{T}} W_{d_i}^{j \rightarrow \mathcal{T}} = \oplus_{i \in \mathcal{T}} \left(\bigcup_{\mathcal{S} \in \mathcal{B}_i^{j \rightarrow \mathcal{T}}} W_{d_i, \mathcal{S}}^{j \rightarrow \mathcal{T}} \right). \quad (30)$$

Remark 2. The definition of the multicast signals in (30) allows flexible utilization of the side-information, i.e., $X_{j \rightarrow \mathcal{T}}$ is not defined only in terms of the side-information stored exclusively at users $\{j\} \cup (\mathcal{T} \setminus \{i\})$ as in [6]. Furthermore, a delivery scheme with the multicast signals $X_{j \rightarrow \mathcal{T}} = \oplus_{i \in \mathcal{T}} W_{d_i, \{j\} \cup (\mathcal{T} \setminus \{i\})}^{j \rightarrow \mathcal{T}}$ is suboptimal in general. ■

The set of feasible linear delivery schemes, $\mathfrak{D}(\mathbf{a})$, is defined by

$$v_{j \rightarrow \{i\}} = a_{\{j\}} + \sum_{\mathcal{S} \subset [K] \setminus \{i\} : j \in \mathcal{S}, |\mathcal{S}| \geq 2} u_{\mathcal{S}}^{j \rightarrow \{i\}}, \forall j \in [K], \forall i \in \mathcal{T}, \quad (31)$$

$$v_{j \rightarrow \mathcal{T}} = \sum_{\mathcal{S} \in \mathcal{B}_i^{j \rightarrow \mathcal{T}}} u_{\mathcal{S}}^{j \rightarrow \mathcal{T}}, \forall j \in [K], \forall \mathcal{T} \subsetneq \phi [K] \setminus \{j\}, \forall i \in \mathcal{T}, \quad (32)$$

$$\sum_{j \in \mathcal{S}} \sum_{\mathcal{T} \subset \{i\} \cup (\mathcal{S} \setminus \{j\}) : i \in \mathcal{T}} u_{\mathcal{S}}^{j \rightarrow \mathcal{T}} \leq a_{\mathcal{S}}, \forall i \notin \mathcal{S}, \forall \mathcal{S} \subset [K] \text{ s.t. } 2 \leq |\mathcal{S}| \leq K-1, \quad (33)$$

$$\sum_{j \in [K] \setminus \{k\}} \sum_{\mathcal{T} \subset [K] \setminus \{j\} : k \in \mathcal{T}} v_{j \rightarrow \mathcal{T}} \geq 1 - \sum_{\mathcal{S} \subset [K] : k \in \mathcal{S}} a_{\mathcal{S}}, \forall k \in [K], \quad (34)$$

$$0 \leq u_{\mathcal{S}}^{j \rightarrow \mathcal{T}} \leq a_{\mathcal{S}}, \forall j \in [K], \forall \mathcal{T} \subsetneq \phi [K] \setminus \{j\}, \forall \mathcal{S} \in \mathcal{B}_i^{j \rightarrow \mathcal{T}}, \quad (35)$$

where $\mathcal{B}^{j \rightarrow \mathcal{T}} \triangleq \bigcup_{i \in \mathcal{T}} \mathcal{B}_i^{j \rightarrow \mathcal{T}}$. Note that (31) follows from the structure of the unicast signals

Algorithm 1 D2D delivery procedure

Input: d, a, u, v , and $\tilde{W}_{n,S}$
Output: $X_{j \rightarrow \mathcal{T}}, \forall j \in [K], \forall \mathcal{T} \subsetneq [K] \setminus \{j\}$

Partitioning

 1: **for** $\{\mathcal{S} \subset [K] : 2 \leq |\mathcal{S}| \leq K-1\}$ **do**

 2: **for** $\{i \in [K] : i \notin \mathcal{S}\}$ **do**

 3: Divide $\tilde{W}_{d_i, \mathcal{S}}$ into $W_{d_i, \mathcal{S}}^{j \rightarrow \mathcal{T}}, \forall j \in \mathcal{S}, \forall \mathcal{T} \subset \{i\} \cup (\mathcal{S} \setminus \{j\})$ s.t. $i \in \mathcal{T}$, such that $|W_{d_i, \mathcal{S}}^{j \rightarrow \mathcal{T}}| = u_{\mathcal{S}}^{j \rightarrow \mathcal{T}} F$ bits.

 4: **end for**

 5: **end for**

 # Transmission stage j

 6: **for** $j \in [K]$ **do**

 7: **for** $\mathcal{T} \subsetneq [K] \setminus \{j\}$ **do**

 8: **if** $\mathcal{T} = \{i\}$ **then**

 9: $X_{j \rightarrow \{i\}} \leftarrow \tilde{W}_{d_i, \{j\}} \cup \left(\bigcup_{\mathcal{S} \subset [K] \setminus \{i\} : j \in \mathcal{S}, |\mathcal{S}| \geq 2} W_{d_i, \mathcal{S}}^{j \rightarrow \{i\}} \right)$

 10: **else**

 11: $X_{j \rightarrow \mathcal{T}} \leftarrow \oplus_{i \in \mathcal{T}} \left(\bigcup_{\mathcal{S} \in \mathcal{B}_i^{j \rightarrow \mathcal{T}}} W_{d_i, \mathcal{S}}^{j \rightarrow \mathcal{T}} \right)$

 12: **end if**

 13: **end for**

 14: **end for**

in (28), (32) follows from the structure of the multicast signals in (30), (33) generalizes the redundancy constraints in (22)-(24), and (34) generalizes the delivery completion constraints in (25)-(27). The delivery procedure is summarized in Algorithm 1.

D. Examples

Next, we illustrate the solution of (3) by two examples. The first example considers a case where the delivery scheme in [6] can be generalized for unequal cache sizes, by considering D2D transmissions with different sizes. In turn, the heterogeneity in cache sizes does not increase the delivery load, i.e., we achieve the same delivery load in a homogeneous system with the same aggregate cache size.

Example 1. For $K = N = 3$ and $\mathbf{m} = [0.6, 0.7, 0.8]$, the optimal caching scheme is as follows:

Placement phase: Each file W_n is divided into four subfiles, such that $a_{\{1,2\}} = 0.2$, $a_{\{1,3\}} = 0.3$, $a_{\{2,3\}} = 0.4$, and $a_{\{1,2,3\}} = 0.1$.

Delivery phase: The D2D transmissions

- $|X_{1 \rightarrow \{2,3\}}|/F = v_{1 \rightarrow \{2,3\}} = u_{\{1,2\}}^{1 \rightarrow \{2,3\}} = u_{\{1,3\}}^{1 \rightarrow \{2,3\}} = 0.05$.

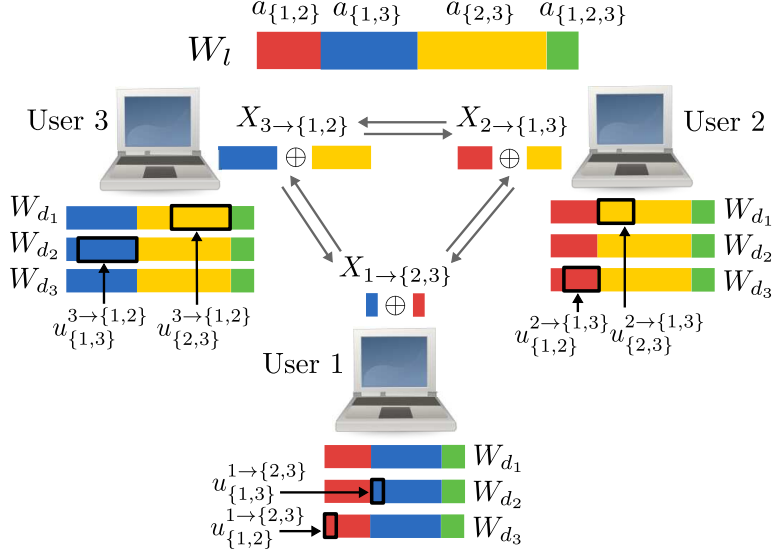


Fig. 2: Example $K = N = 3$, and $\mathbf{m} = [0.6, 0.7, 0.8]$.

- $|X_{2 \rightarrow \{1,3\}}|/F = v_{2 \rightarrow \{1,3\}} = u_{\{1,2\}}^{2 \rightarrow \{1,3\}} = u_{\{2,3\}}^{2 \rightarrow \{1,3\}} = 0.15$.
- $|X_{3 \rightarrow \{1,2\}}|/F = v_{3 \rightarrow \{1,2\}} = u_{\{1,3\}}^{3 \rightarrow \{1,2\}} = u_{\{2,3\}}^{3 \rightarrow \{1,2\}} = 0.25$.

The placement and delivery phases are illustrated in Fig. 2. Note that the same delivery load is achieved by the caching scheme in [6] for $\mathbf{m} = [0.7, 0.7, 0.7]$. In Theorem 7, we show that the proposed scheme achieves $R_{\mathfrak{A}}^*(\mathbf{m}) = \frac{3}{2} - \frac{1}{2}(m_1 + m_2 + m_3) = 0.45$. ■

Next example shows the suboptimality of delivery schemes that do not allow flexible utilization of the side-information, as pointed out in Remark 2. By contrast, our delivery scheme achieves the delivery load memory trade-off with uncoded placement, $R_{\mathfrak{A}}^*(\mathbf{m})$.

Example 2. For $K = N = 4$ and $\mathbf{m} = [0.2, 0.7, 0.7, 0.7]$, we have $R_{\mathfrak{A}, \mathfrak{D}}^*(\mathbf{m}) = R_{\mathfrak{A}}^*(\mathbf{m}) = 1.05$, and the optimal caching scheme is as follows:

Placement phase: Each file W_n is divided into seven subfiles, such that $a_{\{1,2\}} = a_{\{1,3\}} = a_{\{1,4\}} = 0.2/3$, $a_{\{2,3\}} = a_{\{2,4\}} = a_{\{3,4\}} = 0.5/3$, and $a_{\{2,3,4\}} = 0.3$.

Delivery phase: We have the D2D transmissions $X_{2 \rightarrow \{1\}}$, $X_{2 \rightarrow \{1,3\}}$, $X_{2 \rightarrow \{1,4\}}$, $X_{2 \rightarrow \{3,4\}}$, $X_{3 \rightarrow \{1\}}$, $X_{3 \rightarrow \{1,2\}}$, $X_{3 \rightarrow \{1,4\}}$, $X_{3 \rightarrow \{2,4\}}$, $X_{4 \rightarrow \{1\}}$, $X_{4 \rightarrow \{1,2\}}$, $X_{4 \rightarrow \{1,3\}}$, and $X_{4 \rightarrow \{2,3\}}$. In particular, we have $v_{2 \rightarrow \{1\}} = v_{3 \rightarrow \{1\}} = v_{4 \rightarrow \{1\}} = 0.4/3$, $v_{2 \rightarrow \{1,3\}} = v_{2 \rightarrow \{1,4\}} = v_{3 \rightarrow \{1,2\}} = v_{3 \rightarrow \{1,4\}} = v_{4 \rightarrow \{1,2\}} = v_{4 \rightarrow \{1,3\}} = 0.2/3$, and $v_{2 \rightarrow \{3,4\}} = v_{3 \rightarrow \{2,4\}} = v_{4 \rightarrow \{2,3\}} = 0.25/3$. More specifically, the signals transmitted by user 2 are defined as follows

- $|X_{2 \rightarrow \{1\}}|/F = v_{2 \rightarrow \{1\}} = u_{\{2,3\}}^{2 \rightarrow \{1\}} + u_{\{2,4\}}^{2 \rightarrow \{1\}} + u_{\{2,3,4\}}^{2 \rightarrow \{1\}} = (0.05 + 0.05 + 0.3)/3$.

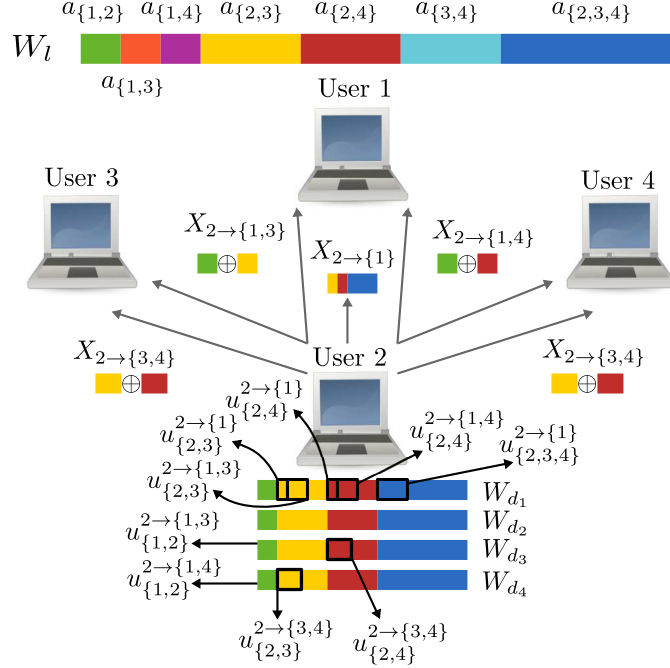


Fig. 3: Example $K = N = 4$, and $\mathbf{m} = [0.2, 0.7, 0.7, 0.7]$.

- $|X_{2 \rightarrow \{1,3\}}|/F = v_{2 \rightarrow \{1,3\}} = u_{\{1,2\}}^{2 \rightarrow \{1,3\}} = u_{\{2,3\}}^{2 \rightarrow \{1,3\}} = 0.2/3$.
- $|X_{2 \rightarrow \{1,4\}}|/F = v_{2 \rightarrow \{1,4\}} = u_{\{1,2\}}^{2 \rightarrow \{1,4\}} = u_{\{2,4\}}^{2 \rightarrow \{1,4\}} = 0.2/3$.
- $|X_{2 \rightarrow \{3,4\}}|/F = v_{2 \rightarrow \{3,4\}} = u_{\{2,3\}}^{2 \rightarrow \{3,4\}} = u_{\{2,4\}}^{2 \rightarrow \{3,4\}} = 0.25/3$.

Note that the signals transmitted by users 3 and 4 have similar structure to the signals transmitted by user 2, which are illustrated in Fig. 3. If we restrict the design of the D2D signals to be in the form of $X_{j \rightarrow \mathcal{T}} = \oplus_{i \in \mathcal{T}} W_{d_i, \{j\} \cup (\mathcal{T} \setminus \{i\})}^{j \rightarrow \mathcal{T}}$, i.e., without the flexibility in utilizing the side information, we achieve a delivery load equal to 1.6 compared with the optimal load $R_{\mathcal{A}}^*(\mathbf{m}) = 1.05$. ■

V. CACHING SCHEME: ACHIEVABILITY

Next, we explicitly define the caching schemes that achieve the delivery loads defined in Theorems 4, 5, and 6.

A. Achievability Proof of Theorem 4

Next, we explain how the caching scheme in [6] can be tailored to systems with unequal cache sizes. Recall that for a homogeneous system where $m_k = m$, $\forall k$, in the placement phase, W_n is divided into subfiles $\tilde{W}_{n,\mathcal{S}}$, $\mathcal{S} \subset [K]$, where $|\mathcal{S}| \in \{t, t+1\}$ for $t \leq \sum_{k=1}^K m_k \leq t+1$ and $t \in [K-1]$ [6]. More specifically, subfiles stored at the same number of users have equal size,

i.e., $|\tilde{W}_{n,\mathcal{S}}| = |\tilde{W}_{n,\mathcal{S}'}|$ if $|\mathcal{S}| = |\mathcal{S}'|$. In order to accommodate the heterogeneity in cache sizes, we generalize the placement scheme in [6], by allowing subfiles stored at the same number of users to have different sizes. The delivery procedure in [6] is generalized as follows. First, we further divide $\tilde{W}_{d_i,\mathcal{S}}$ into $|\mathcal{S}|$ pieces, $W_{d_i,\mathcal{S}}^{j \rightarrow \mathcal{S} \setminus \{j\} \cup \{i\}}$, $j \in \mathcal{S}$, such that

$$|W_{d_i,\mathcal{S}}^{j \rightarrow \mathcal{S} \setminus \{j\} \cup \{i\}}| = \begin{cases} \eta_j F, & \text{if } |\mathcal{S}| = t. \\ \theta_j F, & \text{if } |\mathcal{S}| = t + 1. \end{cases} \quad (36)$$

The multicast signal $X_{j \rightarrow \mathcal{T}}$ is constructed such that the piece requested by user i is cached by the remaining $\mathcal{T} \setminus \{i\}$ users. That is, user j transmits the signals $X_{j \rightarrow \mathcal{T}} = \bigoplus_{i \in \mathcal{T}} W_{d_i, \{j\} \cup \mathcal{T} \setminus \{i\}}^{j \rightarrow \mathcal{T}}$, $\forall \mathcal{T} \subset [K] \setminus \{j\}$ and $|\mathcal{T}| \in \{t, t + 1\}$. For example, for $K = 4$ and $t = 2$, we have

$$X_{j \rightarrow \{i_1, i_2\}} = W_{d_{i_1}, \{j, i_2\}}^{j \rightarrow \{i_1, i_2\}} \oplus W_{d_{i_2}, \{j, i_1\}}^{j \rightarrow \{i_1, i_2\}}, \quad (37)$$

$$X_{j \rightarrow \{i_1, i_2, i_3\}} = W_{d_{i_1}, \{j, i_2, i_3\}}^{j \rightarrow \{i_1, i_2, i_3\}} \oplus W_{d_{i_2}, \{j, i_1, i_3\}}^{j \rightarrow \{i_1, i_2, i_3\}} \oplus W_{d_{i_3}, \{j, i_1, i_2\}}^{j \rightarrow \{i_1, i_2, i_3\}}. \quad (38)$$

In turn, the D2D delivery load is given as

$$R_{\mathfrak{A}, \mathfrak{D}}^*(\mathbf{m}) = \binom{K-1}{t} \sum_{j=1}^K \eta_j + \binom{K-1}{t+1} \sum_{j=1}^K \theta_j. \quad (39)$$

Next, we need to choose η_j and θ_j taking into account the feasibility of the placement phase. To do so, we need to choose a non-negative solution to the following equations

$$\binom{K-1}{t-1} \eta_k + \binom{K-2}{t-2} \sum_{i \in [K] \setminus \{k\}} \eta_i + \binom{K-1}{t} \theta_k + \binom{K-2}{t-1} \sum_{i \in [K] \setminus \{k\}} \theta_i = m_k, \quad \forall k \in [K], \quad (40)$$

$$\binom{K-1}{t-1} \sum_{i \in [K]} \eta_i + \binom{K-1}{t} \sum_{i \in [K]} \theta_i = 1, \quad (41)$$

which can be simplified to

$$\sum_{i=1}^K \eta_i = \frac{t+1 - \sum_{i=1}^K m_i}{\binom{K-1}{t-1}}, \quad (42)$$

$$\eta_k + \frac{K-t-1}{t} \theta_k = \frac{1 + (K-2)m_k - \sum_{i \in [K] \setminus \{k\}} m_i}{(K-t)\binom{K-1}{t-1}}, \quad \forall k \in [K], \quad (43)$$

By combining (39), (42), and (43), one can show that the D2D delivery load is given as

$$R_{\mathfrak{A}, \mathfrak{D}}^*(\mathbf{m}) = \left(\frac{K-t}{t} \right) \left(t+1 - \sum_{k=1}^K m_k \right) + \left(\frac{K-t-1}{t+1} \right) \left(\sum_{k=1}^K m_k - t \right). \quad (44)$$

Observe that there always exists a non-negative solution to (42) and (43), since we have $(K-2)m_1 \geq \sum_{k=2}^K m_k - 1$. For instance, one can assume that $\binom{K-1}{t-1} \eta_k = \rho_k (t+1 - \sum_{i=1}^K m_i)$, where $\sum_{k=1}^K \rho_k = 1$ and $0 \leq \rho_k \leq \frac{1 + (K-2)m_k - \sum_{i \in [K] \setminus \{k\}} m_i}{(K-t)(t+1 - \sum_{i=1}^K m_i)}$, which guarantee that $\eta_k, \theta_k \geq 0$.

Remark 3. For nodes with equal cache sizes, the proposed scheme reduces to the scheme proposed in [6]. In particular, for $m_k = t/K, \forall k$, we get $\theta_j = 0, \forall j$ and $\eta_j = \frac{1}{t \binom{K}{t}}, \forall j$. ■

B. Achievability Proof of Theorem 5

For $(K-l-1)m_l < \sum_{i=l+1}^K m_i - 1$ and $(K-l-2)m_{l+1} \geq \sum_{i=l+2}^K m_i - 1$, where $l \in [K-2]$, in the placement phase, each file W_n is partitioned into subfiles $\tilde{W}_{n,\{i\}}, i \in \{l+1, \dots, K\}$, $\tilde{W}_{n,\{j,i\}}, j \in [l], i \in \{l+1, \dots, K\}$, and $\tilde{W}_{n,\mathcal{S}}, \mathcal{S} \subset \{l+1, \dots, K\}, |\mathcal{S}|=2$, which satisfy

$$\sum_{j=l+1}^K a_{\{j\}} = 2 - \sum_{k=1}^K m_k, \quad \sum_{\mathcal{S} \subset \{l+1, \dots, K\}: |\mathcal{S}|=2} a_{\mathcal{S}} = \sum_{i=l+1}^K m_i - 1, \quad (45a)$$

$$\sum_{j=l+1}^K a_{\{i,j\}} = m_j, \quad i \in [l], \quad a_{\{j\}} + \sum_{\mathcal{S} \subset [K]: |\mathcal{S}|=2, j \in \mathcal{S}} a_{\mathcal{S}} = m_j, \quad j = l+1, \dots, K. \quad (45b)$$

In particular, we choose any non-negative solution to (45) that satisfies

- 1) For $j \in \{l+1, \dots, K\}$, $a_{\{i_1,j\}} \leq a_{\{i_2,j\}}$ if $i_1 < i_2$, which is feasible because $m_{i_1} \leq m_{i_2}$.
- 2) For $\{i,j\} \subset \{l+1, \dots, K\}$, $a_{\{l,i\}} + a_{\{l,j\}} \leq a_{\{i,j\}}$, which is also feasible because $(K-l-1)m_l < \sum_{i=l+1}^K m_i - 1$.

In the delivery phase, we have the following multicast transmissions:

- Multicast to user 1: For $j \in \{l+1, \dots, K\}$ and $i \in [K] \setminus \{1, j\}$, we choose $v_{j \rightarrow \{1,i\}} = a_{\{1,j\}}$.

$$\sum_{j=l+1}^K \sum_{i \in [K] \setminus \{1,j\}} v_{j \rightarrow \{1,i\}} = \sum_{j=l+1}^K \sum_{i \in [K] \setminus \{1,j\}} a_{\{1,j\}} = (K-2)m_1. \quad (46)$$

- Multicast to user 2: For $j \in \{l+1, \dots, K\}$ and $i \in [K] \setminus \{1, 2, j\}$, we choose $v_{j \rightarrow \{2,i\}} = a_{\{2,j\}}$.

$$\sum_{j=l+1}^K v_{j \rightarrow \{1,2\}} + \sum_{j=l+1}^K \sum_{i \in [K] \setminus \{1,2,j\}} v_{j \rightarrow \{2,i\}} = \sum_{j=l+1}^K a_{\{1,j\}} + \sum_{j=l+1}^K \sum_{i \in [K] \setminus \{1,2,j\}} a_{\{2,j\}} = m_1 + (K-3)m_2. \quad (47)$$

- Multicast to user $k \in \{3, \dots, l\}$: Similarly, we have

$$\sum_{j=l+1}^K v_{j \rightarrow \{1,l\}} + \dots + \sum_{j=l+1}^K v_{j \rightarrow \{k-1,l\}} + \sum_{j=l+1}^K \sum_{i \in [K] \setminus \{1, \dots, k, j\}} v_{j \rightarrow \{l,i\}} \quad (48)$$

$$= \sum_{j=l+1}^K a_{\{1,j\}} + \cdots + \sum_{j=l+1}^K a_{\{k-1,j\}} + \sum_{j=l+1}^K \sum_{i \in [K] \setminus \{1, \dots, k, j\}} a_{\{l,j\}} = \sum_{i=1}^{k-1} m_i + (K-k-1)m_l. \quad (49)$$

- Multicast to users $\{l+1, \dots, K\}$: For $\{i_1, i_2\} \subset \{l+1, \dots, K\}$, we have $a_{\{i_1, i_2\}} = v_{i_1 \rightarrow \{i_2, j\}} + v_{i_2 \rightarrow \{i_1, j\}}$, $\forall j \in \{l+1, \dots, K\} \setminus \{i_1, i_2\}$, i.e., we have $(K-l-2) \binom{K-l}{2}$ equations in $(K-l-2) \binom{K-l}{2}$ unknowns. In turn, we have

$$\sum_{j=l+1}^K \sum_{\mathcal{S} \subset \{l+1, \dots, K\} \setminus \{j\}: |\mathcal{S}|=2} v_{j \rightarrow \mathcal{S}} = \left(\frac{K-l-2}{2} \right) \sum_{\mathcal{S} \subset \{l+1, \dots, K\}: |\mathcal{S}|=2} a_{\mathcal{S}} = \left(\frac{K-l-2}{2} \right) \left(\sum_{i=l+1}^K m_i - 1 \right). \quad (50)$$

Therefore, the delivery load due to multicast transmissions is given by

$$\sum_{j=l+1}^K \sum_{\mathcal{S} \subset [K] \setminus \{j\}: |\mathcal{S}|=2} v_{j \rightarrow \mathcal{S}} = \sum_{j=l+1}^K \left(\sum_{i \in [K] \setminus \{1, j\}} v_{j \rightarrow \{l, i\}} + \cdots + \sum_{i \in [K] \setminus \{1, \dots, l, j\}} v_{j \rightarrow \{l, i\}} + \sum_{\mathcal{S} \subset \{l+1, \dots, K\} \setminus \{j\}: |\mathcal{S}|=2} v_{j \rightarrow \mathcal{S}} \right), \quad (51)$$

$$= \sum_{i=1}^l (K-i-1)m_i + \left(\frac{K-l-2}{2} \right) \left(\sum_{i=l+1}^K m_i - 1 \right). \quad (52)$$

We also need the following unicast transmissions.

- Unicast to user 1:

$$\sum_{j=l+1}^K v_{j \rightarrow \{1\}} = \sum_{j=l+1}^K a_{\{j\}} + \sum_{i=2}^l \sum_{j=l+1}^K (a_{\{i, j\}} - a_{\{1, j\}}) + \sum_{\{i, j\} \subset \{l+1, \dots, K\}} (a_{\{i, j\}} - a_{\{1, i\}} - a_{\{1, j\}}), \quad (53)$$

$$= \left(2 - \sum_{k=1}^K m_k \right) + \sum_{i=2}^l m_i + \left(\sum_{i=l+1}^K m_i - 1 \right) - (K-2)m_1 = 1 - (K-1)m_1. \quad (54)$$

- Unicast to user 2:

$$\sum_{j=l+1}^K v_{j \rightarrow \{2\}} = \sum_{j=l+1}^K a_{\{j\}} + \sum_{i=3}^l \sum_{j=l+1}^K (a_{\{i, j\}} - a_{\{2, j\}}) + \sum_{\{i, j\} \subset \{l+1, \dots, K\}} (a_{\{i, j\}} - a_{\{2, i\}} - a_{\{2, j\}}) \quad (55)$$

$$= 1 - (K-2)m_2 - m_1. \quad (56)$$

- Unicast to user $k \in \{3, \dots, l\}$: Similarly, we have

$$\sum_{j=l+1}^K v_{j \rightarrow \{k\}} = 1 - (K-k)m_k - m_{k-1} - \cdots - m_1. \quad (57)$$

- Unicast to users $\{l+1, \dots, K\}$:

$$\sum_{j=l+1}^K \sum_{i=l+1, i \neq j}^K v_{j \rightarrow \{i\}} = (K-l-1) \sum_{j=l+1}^K a_{\{j\}} = (K-l-1) \left(2 - \sum_{k=1}^K m_k \right). \quad (58)$$

Therefore, the delivery load due to unicast transmissions is given by

$$\sum_{j=l+1}^K \sum_{i=1, i \neq j}^K v_{j \rightarrow \{i\}} = l - \sum_{i=1}^l (K+l-2i)m_i + (K-l-1) \left(2 - \sum_{k=1}^K m_k \right) \quad (59)$$

By adding (52) and (59), we get the total D2D delivery load given by (8).

C. Achievability Proof of Theorem 6

For $\sum_{i=1}^K m_i \geq K-1$, in the placement phase, each file W_n is partitioned into subfiles $\tilde{W}_{n,[K] \setminus \{i\}}, i \in [K]$ and $\tilde{W}_{n,[K]}$, such that

$$a_{[K]} = \sum_{i=1}^K m_i - (K-1), \quad a_{[K] \setminus \{k\}} = 1 - m_k, \quad k \in [K]. \quad (60a)$$

In the delivery phase, for $(K-l-1)m_l < \sum_{i=l+1}^K m_i - 1$ and $(K-l-2)m_{l+1} \geq \sum_{i=l+2}^K m_i - 1$, where $l \in [K-2]$, we have the following transmissions

$$X_{K \rightarrow [i]} = \oplus_{k \in [i]} W_{d_k, [K] \setminus \{k\}}^{K \rightarrow [i]}, \quad i \in [l], \quad (61)$$

$$X_{j \rightarrow [K] \setminus \{j\}} = \oplus_{k \in [K] \setminus \{j\}} W_{d_k, [K] \setminus \{k\}}^{j \rightarrow [K] \setminus \{j\}}, \quad j \in \{l+1, \dots, K\}. \quad (62)$$

In particular, we have

$$v_{K \rightarrow [i]} = u_{[K] \setminus \{k\}}^{K \rightarrow [i]} = m_{i+1} - m_i, \quad i \in [l-1], k \in [i], \quad (63)$$

$$v_{K \rightarrow [l]} = u_{[K] \setminus \{k\}}^{K \rightarrow [l]} = \frac{1}{K-l-1} \left(\sum_{j=l+1}^K m_j - 1 - (K-l-1)m_l \right), \quad k \in [l], \quad (64)$$

$$v_{j \rightarrow [K] \setminus \{j\}} = u_{[K] \setminus \{k\}}^{j \rightarrow [K] \setminus \{j\}} = \frac{(K-l-1)m_j + 1 - \sum_{i=l+1}^K m_i}{K-l-1}, \quad j \in \{l+1, \dots, K\}, k \in [K] \setminus \{j\}. \quad (65)$$

Therefore, the D2D delivery load is given by

$$R_{\mathfrak{A}, \mathfrak{D}}^*(\mathbf{m}) = v_{K \rightarrow [l]} + \sum_{i=1}^l v_{K \rightarrow [i]} + \sum_{j=l+1}^K v_{j \rightarrow [K] \setminus \{j\}} = 1 - m_1. \quad (66)$$

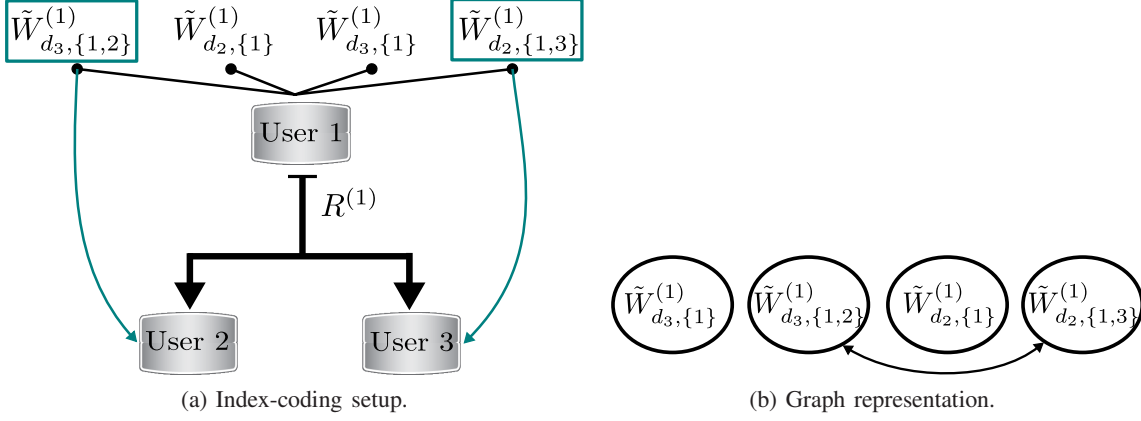


Fig. 4: Index-coding problem for $K = 3$, and $j = 1$.

VI. OPTIMALITY WITH UNCODED PLACEMENT

In this section, we first prove the lower bound in Theorem 2. Then, we present the converse proofs for Theorems 3, 4, and 5.

A. Proof of Theorem 2

First, we show that the D2D-based delivery assuming uncoded placement can be represented by K index-coding problems, i.e., each D2D transmission stage is equivalent to an index-coding problem. In particular, for any allocation $\mathbf{a} \in \mathfrak{A}(\mathbf{m})$, we assume that each subfile $\tilde{W}_{d_i, \mathcal{S}}$ consists of $|\mathcal{S}|$ disjoint pieces $\tilde{W}_{d_i, \mathcal{S}}^{(j)}$, $j \in \mathcal{S}$, where $|\tilde{W}_{d_i, \mathcal{S}}^{(j)}| = a_S^{(j)} F$ bits, i.e., $a_S = \sum_{j \in \mathcal{S}} a_S^{(j)}$. Additionally, the file pieces with superscript (j) represent the messages in the j th index-coding problem. For instance, consider the first index-coding problem in a three-user system, in which user 1 acts as a server, see Fig. 4(a). User 1 needs to deliver $\tilde{W}_{d_2, \{1\}}^{(1)}$, $\tilde{W}_{d_2, \{1,3\}}^{(1)}$ to user 2, and $\tilde{W}_{d_3, \{1\}}^{(1)}$, $\tilde{W}_{d_3, \{1,2\}}^{(1)}$ to user 3. User 2 has access to $\tilde{W}_{d_3, \{1,2\}}^{(1)}$, and user 3 has access to $\tilde{W}_{d_2, \{1,3\}}^{(1)}$. The index coding problem depicted in Fig. 4(a) can be represented by the directed graph shown in Fig. 4(b), where the nodes represent the messages and a directed edge from $\tilde{W}_{*, \mathcal{S}}^{(1)}$ to $\tilde{W}_{d_i, *}$ exists if $i \in \mathcal{S}$ [8]. Furthermore, by applying the acyclic index-coding bound [16, Corollary 1] on Fig. 4(b), we get

$$R^{(1)} F \geq \sum_{i=1}^{K-1} \sum_{\mathcal{S} \subset [K] : 1 \in \mathcal{S}, \{q_1, \dots, q_i\} \cap \mathcal{S} = \emptyset} |\tilde{W}_{d_{q_i}, \mathcal{S}}^{(1)}|, \quad (67)$$

where $\mathbf{q} \in \mathcal{P}_{\{2,3\}}$ [8], [9]. In particular, for $K=3$, we have

$$R^{(1)} F \geq |\tilde{W}_{d_2, \{1\}}^{(1)}| + |\tilde{W}_{d_3, \{1\}}^{(1)}| + |\tilde{W}_{d_2, \{1,3\}}^{(1)}|, \quad \mathbf{q} = [2, 3], \quad (68)$$

$$R^{(1)} F \geq |\tilde{W}_{d_2, \{1\}}^{(1)}| + |\tilde{W}_{d_3, \{1\}}^{(1)}| + |\tilde{W}_{d_3, \{1,2\}}^{(1)}|, \quad \mathbf{q} = [3, 2]. \quad (69)$$

Hence, for a given partitioning $a_S^{(j)}$, by taking the convex combination of (68), and (69), we get

$$R^{(1)}(a_S^{(1)}, \alpha_q) \geq 2a_{\{1\}}^{(1)} + \alpha_{[2,3]}a_{\{1,3\}}^{(1)} + \alpha_{[3,2]}a_{\{1,2\}}^{(1)}, \quad (70)$$

where $\alpha_q \geq 0$, and $\alpha_{[2,3]} + \alpha_{[3,2]} = 1$. Similarly, we have

$$R^{(2)}(a_S^{(2)}, \alpha_q) \geq 2a_{\{2\}}^{(2)} + \alpha_{[1,3]}a_{\{2,3\}}^{(2)} + \alpha_{[3,1]}a_{\{1,2\}}^{(2)}, \quad (71)$$

$$R^{(3)}(a_S^{(3)}, \alpha_q) \geq 2a_{\{3\}}^{(3)} + \alpha_{[1,2]}a_{\{2,3\}}^{(3)} + \alpha_{[2,1]}a_{\{1,3\}}^{(3)}. \quad (72)$$

Hence, for given $a_S^{(j)}$ and α_q , the D2D delivery load $\sum_{j=1}^3 R^{(j)}(a_S^{(j)}, \alpha_q)$ is lower bounded by the sum of the right-hand side of (70)-(72). Furthermore, for K -user systems, $R^{(j)}(a_S^{(j)}, \alpha_q)$ is lower bounded by

$$\tilde{R}^{(j)}(a_S^{(j)}, \alpha_q) \triangleq (K-1)a_{\{j\}}^{(j)} + \sum_{\substack{\mathcal{S} \subset [K] : j \in \mathcal{S}, \\ 2 \leq |\mathcal{S}| \leq K-1}} \left(\sum_{i=1}^{K-|\mathcal{S}|} \sum_{\substack{\mathbf{q} \in \mathcal{P}_{[K] \setminus \{j\}} : q_{i+1} \in \mathcal{S}, \\ \{q_1, \dots, q_i\} \cap \mathcal{S} = \emptyset}} i \alpha_q \right) a_S^{(j)}. \quad (73)$$

By taking the minimum over all feasible allocations and partitions, we get

$$R_{\mathfrak{A}}^*(\alpha_q) \geq \min_{a_S^{(j)} \geq 0} \sum_{j=1}^K \tilde{R}^{(j)}(a_S^{(j)}, \alpha_q) \quad (74a)$$

$$\text{subject to} \quad \sum_{\mathcal{S} \subsetneq \phi [K]} \sum_{j \in \mathcal{S}} a_S^{(j)} = 1, \quad (74b)$$

$$\sum_{\mathcal{S} \subset [K] : k \in \mathcal{S}} \sum_{j \in \mathcal{S}} a_S^{(j)} \leq m_k, \forall k \in [K]. \quad (74c)$$

The dual of the linear program in (74) is given by

$$\max_{\lambda_0 \in \mathbb{R}, \lambda_k \geq 0} \quad -\lambda_0 - \sum_{k=1}^K m_k \lambda_k \quad (75a)$$

$$\text{subject to} \quad \lambda_0 + \sum_{k \in \mathcal{S}} \lambda_k + \gamma_{\mathcal{S}} \geq 0, \forall \mathcal{S} \subsetneq \phi [K], \quad (75b)$$

where $\gamma_{\mathcal{S}}$ is defined in (5), λ_0 , and λ_k are the dual variables associated with (74b), and (74c), respectively. Finally, by taking the maximum over all possible convex combinations $\alpha_q, \forall \mathbf{q} \in \mathcal{P}_{[K] \setminus \{j\}}, \forall j \in [K]$, we get the lower bound in Theorem 2.

B. Converse Proof of Theorem 3

By substituting $\alpha_q = 1/(K-1)!$ in Theorem 2, for $2 \leq |\mathcal{S}| \leq K-1$ we get

$$\gamma_{\mathcal{S}} = \min_{j \in \mathcal{S}} \left\{ \sum_{i=1}^{K-|\mathcal{S}|} \sum_{\substack{\mathbf{q} \in \mathcal{P}_{[K] \setminus \{j\}}: q_{i+1} \in \mathcal{S}, \\ \{q_1, \dots, q_i\} \cap \mathcal{S} = \emptyset}} i/(K-1)! \right\}, \quad (76)$$

$$= \sum_{i=1}^{K-|\mathcal{S}|} \frac{i}{(K-1)!} \binom{K-|\mathcal{S}|}{i} i! (|\mathcal{S}|-1) (K-i-2)! = \frac{K-|\mathcal{S}|}{|\mathcal{S}|}, \quad (77)$$

which follows from the number of vectors $\mathbf{q} \in \mathcal{P}_{[K] \setminus \{j\}}$ such that $q_{i+1} \in \mathcal{S}$, and $\{q_1, \dots, q_i\} \cap \mathcal{S} = \emptyset$. In particular, for given $j \in [K]$, $\mathcal{S} \subset [K]$ such that $j \in \mathcal{S}$, and $i \in \{1, \dots, K-|\mathcal{S}|\}$, there are $\binom{K-|\mathcal{S}|}{i} i!$ choices for $\{q_1, \dots, q_i\}$, $(|\mathcal{S}|-1)$ choices for q_{i+1} , and $(K-i-2)!$ choices for the remaining elements in $[K] \setminus (\{j\} \cup \{q_1, \dots, q_{i+1}\})$. In turn, for $m_k = m$, $\forall k \in [K]$, we have

$$R_{\mathfrak{A}}^*(\mathbf{m}) \geq \max_{\lambda_0 \in \mathbb{R}, \lambda \geq 0} -\lambda_0 - Km\lambda \quad (78a)$$

$$\text{subject to} \quad \lambda_0 + l\lambda + (K-l)/l \geq 0, \forall l \in [K], \quad (78b)$$

which implies

$$R_{\mathfrak{A}}^*(\mathbf{m}) \geq \max_{\lambda \geq 0} \left\{ \min_{l \in [K]} \{ (K-l)/l + \lambda(l - Km) \} \right\}, \quad (79)$$

In particular, for $m = t/K$ and $t \in [K]$, we have

$$R_{\mathfrak{A}}^*(\mathbf{m}) \geq \max_{\lambda \geq 0} \left\{ \min \{ (K-1) - (t-1)\lambda, \dots, (K-t)/t, \dots, \lambda K(1-m) \} \right\} = (K-t)/t, \quad (80)$$

since this piecewise linear function is maximized by choosing $\frac{K}{t(t+1)} \leq \lambda^* \leq \frac{K}{t(t-1)}$. In general, for $m = (t+\theta)/K$ and $0 \leq \theta \leq 1$, we get

$$R_{\mathfrak{A}}^*(\mathbf{m}) \geq \max_{\lambda \geq 0} \left\{ \min \{ \dots, (K-t)/t - \theta\lambda, (K-t-1)/(t+1) - (1-\theta)\lambda, \dots \} \right\} \quad (81)$$

$$= \frac{K-t}{t} - \frac{\theta K}{t(t+1)} = \frac{K-t}{t} - \frac{(Km-t)K}{t(t+1)}, \quad (82)$$

which is equal to (6).

C. Converse Proof of Theorem 4

Similarly, by substituting $\alpha_q = 1/(K-1)!$ in Theorem 2, we get

$$R_{\mathfrak{A}}^*(\mathbf{m}) \geq \max_{\lambda_0 \in \mathbb{R}, \lambda_j \geq 0} -\lambda_0 - \sum_{j=1}^K \lambda_j m_j \quad (83a)$$

$$\text{subject to} \quad \lambda_0 + \sum_{i \in \mathcal{S}} \lambda_i + (K - |\mathcal{S}|)/|\mathcal{S}| \geq 0, \forall \mathcal{S} \subsetneq \phi [K], \quad (83b)$$

In turn, for $t \leq \sum_{j=1}^K m_j \leq t+1$, we get

$$R_{\mathfrak{A}}^*(\mathbf{m}) \geq \max_{\lambda \geq 0} \left\{ \min_{l \in [K]} \left\{ (K-l)/l + \lambda \left(l - \sum_{j=1}^K m_j \right) \right\} \right\} = \frac{tK + (t+1)(K-t)}{t(t+1)} - \frac{K \sum_{j=1}^K m_j}{t(t+1)}. \quad (84)$$

D. Converse Proof of Theorem 5

By substituting, $\alpha_q = 1$ for $j \in [l]$, $\mathbf{q} = [1, 2, \dots, j-1, j+1, \dots, K]$, and $\alpha_q = 1/(K-l-1)!$ for $j \in \{l+1, \dots, K\}$, $\mathbf{q} = [1, \dots, l, \mathbf{x}]$, $\forall \mathbf{x} \in \mathcal{P}_{\{l+1, \dots, K\} \setminus \{j\}}$, in Theorem 2, we get

$$\gamma_{\mathcal{S}} \triangleq \begin{cases} K-1, & \text{for } |\mathcal{S}| = 1, \\ \frac{K + l(|\mathcal{S}|-1) + |\mathcal{S}|}{|\mathcal{S}|}, & \text{for } \mathcal{S} \subset \{l+1, \dots, K\} \text{ and } 2 \leq |\mathcal{S}| \leq K-1, \\ \min_{i \in \mathcal{S}} i - 1, & \text{for } \mathcal{S} \cap [l] \neq \phi \text{ and } 2 \leq |\mathcal{S}| \leq K-1, \\ 0, & \text{for } \mathcal{S} = [K]. \end{cases} \quad (85)$$

In turn, $\lambda_0 = -(3K-l-2)/2$, $\lambda_j = K-j$ for $j \in [l]$, and $\lambda_j = (K-l)/2$ for $j \in \{l+1, \dots, K\}$, is a feasible solution to (4).

Remark 4. In this region, we achieve the tightest lower bound by choosing α_q , taking into consideration that the delivery load depends on the individual cache sizes of the users in $[l]$ and the aggregate cache size of the users in $\{l+1, \dots, K\}$. ■

VII. DISCUSSION

A. The D2D Delivery Load Memory Trade-off

In Section III-B, we have characterized the D2D delivery load memory trade-off with uncoded placement, $R_{\mathfrak{A}}^*(\mathbf{m})$, for several special cases. For general systems, we observe numerically that the proposed caching scheme coincides with the delivery load uncoded placement lower bound given in Theorem 2. For example, in Fig. 5, we compare the D2D delivery load $R_{\mathfrak{A}, \mathfrak{D}}^*(\mathbf{m})$ achievable with our proposed caching scheme with the lower bound on $R_{\mathfrak{A}}^*(\mathbf{m})$ in Theorem 2, for $K=N=4$ and $m_k = \alpha m_{k+1}$, and observe they coincide.

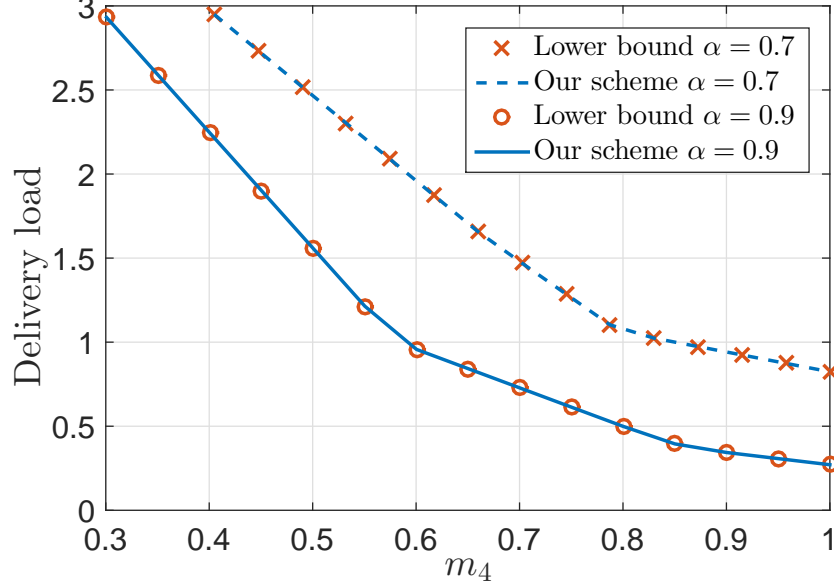


Fig. 5: Comparing $R_{\mathfrak{A},\mathfrak{D}}^*(\mathbf{m})$, and lower bound on $R_{\mathfrak{A}}^*(\mathbf{m})$, for $K = N = 4$, and $m_k = \alpha m_{k+1}$.

B. Comparison between Server-based and D2D-based Delivery Loads

By comparing the server-based system [4], [15] delivery load and D2D-based system delivery load, we observe the following:

- The D2D-based delivery load memory trade-off with uncoded placement, $R_{\mathfrak{A},\text{D2D}}^*(K, \frac{m_{\text{tot}}}{K})$, for a system with K users and equal cache size $m = m_{\text{tot}}/K$, is equal to the server-based delivery load memory trade-off assuming uncoded placement for a system with $K-1$ users and cache size $m = (m_{\text{tot}}-1)/(K-1)$, which we denote by $R_{\mathfrak{A},\text{Ser}}^*(K-1, \frac{m_{\text{tot}}-1}{K-1})$ [4]. In particular, for $m_{\text{tot}} \in [K]$, we have

$$R_{\mathfrak{A},\text{Ser}}^*\left(K-1, \frac{m_{\text{tot}}-1}{K-1}\right) = \frac{(K-1)(1 - \frac{m_{\text{tot}}-1}{K-1})}{1 + (K-1)(\frac{m_{\text{tot}}-1}{K-1})} = \frac{1 - \frac{m_{\text{tot}}}{K}}{\frac{m_{\text{tot}}}{K}} = R_{\mathfrak{A},\text{D2D}}^*\left(K, \frac{m_{\text{tot}}}{K}\right). \quad (86)$$

- From Theorem 4, we conclude that if $m_{\text{tot}} \triangleq \sum_{k=1}^K m_k$ and $m_1 \geq (m_{\text{tot}}-1)/(K-1)$, then the D2D delivery load memory trade-off with uncoded placement, $R_{\mathfrak{A},\text{D2D}}^*(K, \mathbf{m})$, for a system with K users and distinct cache sizes \mathbf{m} , is equal to $R_{\mathfrak{A},\text{D2D}}^*(K, \frac{m_{\text{tot}}}{K})$. In turn, if $m_1 \geq (m_{\text{tot}}-1)/(K-1)$, then $R_{\mathfrak{A},\text{D2D}}^*(K, \mathbf{m}) = R_{\mathfrak{A},\text{Ser}}^*(K-1, \frac{m_{\text{tot}}-1}{K-1})$.
- For a K -user D2D system with $m_K = 1$, the D2D delivery load $R_{\mathfrak{A},\text{D2D}}^*(K, [m_1, \dots, m_{K-1}, 1])$

is equal to $R_{\mathfrak{A},\text{Ser}}^*(K-1, [m_1, \dots, m_{K-1}])$. For example, for $K=3$, we have

$$R_{\mathfrak{A},\text{D2D}}^*(3, [m_1, m_2, 1]) = R_{\mathfrak{A},\text{Ser}}^*(2, [m_1, m_2]) = \max \{2 - 2m_1 - m_2, 1 - m_1\}. \quad (87)$$

C. Connection between Coded Distributed Computing and D2D Coded Caching Systems

In coded distributed computing (CDC) systems, the computation of a function over the distributed computing nodes is executed in two stages, named *Map* and *Reduce* [38]. In the former, each computing node maps its local inputs to a set of intermediate values. In order to deliver the intermediate values required for computing the final output at each node, the nodes create multicast transmissions by exploiting the redundancy in computations at the nodes. In the latter, each node reduces the intermediate values retrieved from the multicast signals and the local intermediate values to the desired final outputs.

For CDC systems where the nodes are required to compute different final outputs, the CDC problem can be mapped to a D2D coded caching problem, where the cache placement scheme is uncoded and symmetric over the files [38], [40]. Therefore, the D2D caching scheme proposed in this work can be utilized in heterogeneous CDC systems where the nodes have varying computational/storage capabilities [41]. The mapping between the two problems is described in the following remark.

Remark 5. A D2D caching system with K users, N files, each with size F symbols, where m_k is the normalized cache size at user k , corresponds to a CDC system with K nodes, F files, N final outputs, where $\tilde{M}_k = m_k F$ is the number of files stored at node k . More specifically, in the map stage, node k computes N intermediate values for each cached file. In the reduce stage, node k computes N/K final outputs from the local intermediate values combined with those retrieved from the multicast signals. ■

Remark 6. Reference [41] derived the optimal communication load in a heterogeneous CDC system consisting of three nodes with different computational/storage capabilities. As a consequence of Remark 5, the optimal communication load found in [41] is the same as the minimum worst-case D2D delivery load with uncoded placement in Theorem 7. ■

VIII. CONCLUSIONS

In this paper, we have proposed a coded caching scheme that minimizes the worst-case delivery load for D2D-based content delivery to users with unequal cache sizes. We have derived a lower

bound on the delivery load with uncoded placement. We have proved the optimality of our delivery scheme for several cases of interest. In particular, we explicitly characterize $R_{\mathfrak{A}}^*(\mathbf{m})$ for the following cases: (i) $m_k = m, \forall k$, (ii) $(K-2)m_1 \geq \sum_{k=2}^K m_k - 1$, (iii) $\sum_{k=1}^K m_k \leq 2$, (iv) $\sum_{k=1}^K m_k \geq K-1$, and (v) $K = 3$. More specifically, for $m_k = m, \forall k$, we have shown the optimality of the caching scheme in [6]. We have also shown that the minimum delivery load depends on the sum of the cache sizes and not the individual cache sizes if the smallest cache size satisfies $(K-2)m_1 \geq \sum_{k=2}^K m_k - 1$.

In the small total memory regime where $\sum_{k=1}^K m_k \leq 2$, we have shown that there exist $K-1$ levels of heterogeneity and in the l th heterogeneity level $R_{\mathfrak{A}}^*(\mathbf{m})$ depends on the individual cache sizes of users $\{1, \dots, l\}$ and the sum of the cache sizes of remaining users. In the large total memory regime where $\sum_{k=1}^K m_k \geq K-1$ and $(K-2)m_1 < \sum_{k=2}^K m_k - 1$, we have shown that our caching scheme achieves the minimum delivery load assuming general placement. That is, it coincides with the cut-set bound [6]. We have articulated the relationship between the server-based and D2D delivery problems. Finally, we have discussed the coded distributed computing (CDC) problem [38] and how our proposed D2D caching scheme can be tailored for heterogeneous CDC systems where the nodes have unequal storage.

Future directions include considering heterogeneity in cache sizes and node capabilities for hierarchical cache-enabled networks and general network topologies.

APPENDIX A

ACHIEVABILITY PROOF OF THEOREM 7

Region I: $1 \leq m_1 + m_2 + m_3 \leq 2$ and $m_1 \geq m_2 + m_3 - 1$

In this region, we show that there exists a feasible solution to (3) that achieves $R_{\mathfrak{A}, \mathfrak{D}}^*(\mathbf{m}) = \frac{7}{2} - \frac{3}{2}(m_1 + m_2 + m_3)$. In particular, we consider the caching schemes described by $v_{1 \rightarrow \{2\}} = v_{1 \rightarrow \{3\}} = a_{\{1\}}$, $v_{2 \rightarrow \{1\}} = v_{2 \rightarrow \{3\}} = a_{\{2\}}$, $v_{3 \rightarrow \{1\}} = v_{3 \rightarrow \{2\}} = a_{\{3\}}$, $v_{1 \rightarrow \{2,3\}} + v_{2 \rightarrow \{1,3\}} = a_{\{1,2\}}$, $v_{1 \rightarrow \{2,3\}} + v_{3 \rightarrow \{1,2\}} = a_{\{1,3\}}$, $v_{2 \rightarrow \{1,3\}} + v_{3 \rightarrow \{1,2\}} = a_{\{2,3\}}$, and $a_{\{1,2,3\}} = 0$. In turn, the placement feasibility conditions in (11) reduce to

$$v_{1 \rightarrow \{2,3\}} + v_{2 \rightarrow \{1,3\}} + v_{3 \rightarrow \{1,2\}} = (m_1 + m_2 + m_3 - 1)/2, \quad (88a)$$

$$a_{\{1\}} + v_{1 \rightarrow \{2,3\}} = (m_1 + 1 - m_2 - m_3)/2, \quad (88b)$$

$$a_{\{2\}} + v_{2 \rightarrow \{1,3\}} = (m_2 + 1 - m_1 - m_3)/2, \quad (88c)$$

$$a_{\{3\}} + v_{3 \rightarrow \{1,2\}} = (m_3 + 1 - m_1 - m_2)/2. \quad (88d)$$

Note that any caching scheme satisfying (88), achieves the D2D delivery load

$$R_{\mathfrak{A},\mathfrak{D}}^*(\mathbf{m}) = 2(a_{\{1\}} + a_{\{2\}} + a_{\{3\}}) + v_{1 \rightarrow \{2,3\}} + v_{2 \rightarrow \{1,3\}} + v_{3 \rightarrow \{1,2\}} = \frac{7}{2} - \frac{3}{2}(m_1 + m_2 + m_3) \quad (89)$$

In turn, we only need to choose a non-negative solution to (88), for instance we can choose $a_{\{j\}} = \rho_j(2 - m_1 - m_2 - m_3)$, such that $\sum_{j=1}^3 \rho_j = 1$, and $0 \leq \rho_j \leq \frac{2m_j + 1 - \sum_{i=1}^3 m_i}{2(2 - \sum_{i=1}^3 m_i)}$.

Region II: $1 \leq m_1 + m_2 + m_3 \leq 2$ and $m_1 < m_2 + m_3 - 1$

In this region, we achieve the D2D delivery load $R_{\mathfrak{A},\mathfrak{D}}^*(\mathbf{m}) = 3 - 2m_1 - m_2 - m_3$, by considering the caching schemes described by $v_{1 \rightarrow \{2\}} = v_{1 \rightarrow \{3\}} = a_{\{1\}} = 0$, $v_{2 \rightarrow \{1\}} = v_{2 \rightarrow \{3\}} = a_{\{2\}}$, $v_{3 \rightarrow \{2\}} = a_{\{3\}}$, $v_{3 \rightarrow \{1\}} = a_{\{3\}} + (a_{\{2,3\}} - a_{\{1,2\}} - a_{\{1,3\}})$, $v_{1 \rightarrow \{2,3\}} = 0$, $v_{2 \rightarrow \{1,3\}} = a_{\{1,2\}}$, $v_{3 \rightarrow \{1,2\}} = a_{\{1,3\}}$, $a_{\{2,3\}} = m_2 + m_3 - 1$ and $a_{\{1,2,3\}} = 0$. Hence, we only need to choose a non-negative solution to the following equations

$$a_{\{2\}} + a_{\{1,2\}} = 1 - m_3, \quad a_{\{3\}} + a_{\{1,3\}} = 1 - m_2, \quad a_{\{1,2\}} + a_{\{1,3\}} = m_1, \quad (90)$$

which follows from (11). Note that any non-negative solution to (90), achieves $R_{\mathfrak{A},\mathfrak{D}}^*(\mathbf{m}) = 3 - 2m_1 - m_2 - m_3$. For instance, we can choose $a_{\{1,3\}} = 0$ when $m_1 + m_3 \leq 1$ and $a_{\{2\}} = 0$ when $m_1 + m_3 > 1$.

Region III: $m_1 + m_2 + m_3 > 2$ and $m_2 + m_3 \leq 1 + m_1$

In order to achieve $R_{\mathfrak{A},\mathfrak{D}}^*(\mathbf{m}) = \frac{3}{2} - \frac{1}{2}(m_1 + m_2 + m_3)$, we consider the caching scheme described by $v_{1 \rightarrow \{2,3\}} = (m_1 + 1 - m_2 - m_3)/2$, $v_{2 \rightarrow \{1,3\}} = (m_2 + 1 - m_1 - m_3)/2$, $v_{3 \rightarrow \{1,2\}} = (m_3 + 1 - m_1 - m_2)/2$, $a_{\{1,2\}} = 1 - m_3$, $a_{\{1,3\}} = 1 - m_2$, $a_{\{2,3\}} = 1 - m_1$, and $a_{\{1,2,3\}} = m_1 + m_2 + m_3 - 2$.

Region IV: $m_1 + m_2 + m_3 > 2$ and $m_2 + m_3 > 1 + m_1$

Finally, $R_{\mathfrak{A},\mathfrak{D}}^*(\mathbf{m}) = 1 - m_1$ is achieved by $a_{\{1,2\}} = 1 - m_3$, $a_{\{1,3\}} = 1 - m_2$, $a_{\{2,3\}} = 1 - m_1$, $a_{\{1,2,3\}} = m_1 + m_2 + m_3 - 2$, $v_{3 \rightarrow \{1\}} = m_2 + m_3 - m_1 - 1$, $v_{2 \rightarrow \{1,3\}} = 1 - m_3$, and $v_{3 \rightarrow \{1,2\}} = 1 - m_2$.

APPENDIX B

CONVERSE PROOF OF THEOREM 7

By substituting $\alpha_q = 1/2, \forall \mathbf{q} \in \mathcal{P}_{[3] \setminus \{j\}}, \forall j \in [3]$ in Theorem 2, we get

$$R_{\mathfrak{A}}^*(\mathbf{m}) \geq \max_{\lambda_0 \in \mathbb{R}, \lambda_k \geq 0} -\lambda_0 - \lambda_1 m_1 - \lambda_2 m_2 - \lambda_3 m_3 \quad (91a)$$

$$\text{subject to} \quad \lambda_0 + \lambda_j + 2 \geq 0, \forall j \in [3], \quad (91b)$$

$$\lambda_0 + \lambda_i + \lambda_j + 1/2 \geq 0, \forall i \in [3], j \neq i, \quad (91c)$$

$$\lambda_0 + \lambda_1 + \lambda_2 + \lambda_3 \geq 0. \quad (91d)$$

By choosing two feasible solutions to (91), we get

$$R_{\mathfrak{A}}^*(\mathbf{m}) \geq \max \left\{ \frac{7}{2} - \frac{3}{2}(m_1 + m_2 + m_3), \frac{3}{2} - \frac{1}{2}(m_1 + m_2 + m_3) \right\}. \quad (92)$$

Similarly, by substituting $\alpha_{[2,3]} = \alpha_{[1,3]} = \alpha_{[1,2]} = 1$ in Theorem 2, we can show that

$$R_{\mathfrak{A}}^*(\mathbf{m}) \geq \max \{3 - 2m_1 - m_2 - m_3, 1 - m_1\}. \quad (93)$$

REFERENCES

- [1] Cisco, *Cisco VNI Forecast and Methodology, 2015-2020*, Jun. 2016.
- [2] A. Asadi, Q. Wang, and V. Mancuso, “A survey on device-to-device communication in cellular networks,” *IEEE Commun. Surveys Tuts.*, vol. 16, no. 4, pp. 1801–1819, Apr. 2014.
- [3] M. A. Maddah-Ali and U. Niesen, “Coding for caching: fundamental limits and practical challenges,” *IEEE Commun. Mag.*, vol. 54, no. 8, pp. 23–29, Aug. 2016.
- [4] —, “Fundamental limits of caching,” *IEEE Trans. Inf. Theory*, vol. 60, no. 5, pp. 2856–2867, Mar. 2014.
- [5] —, “Decentralized coded caching attains order-optimal memory-rate tradeoff,” *IEEE/ACM Trans. Netw.*, vol. 23, no. 4, pp. 1029–1040, Aug. 2015.
- [6] M. Ji, G. Caire, and A. F. Molisch, “Fundamental limits of caching in wireless D2D networks,” *IEEE Trans. Inf. Theory*, vol. 62, no. 2, pp. 849–869, Feb. 2016.
- [7] Q. Yu, M. A. Maddah-Ali, and A. S. Avestimehr, “The exact rate-memory tradeoff for caching with uncoded prefetching,” *IEEE Trans. Inf. Theory*, vol. 64, no. 2, pp. 1281–1296, Feb. 2018.
- [8] K. Wan, D. Tuninetti, and P. Piantanida, “On the optimality of uncoded cache placement,” in *Proc. IEEE ITW*, 2016.
- [9] —, “A novel index coding scheme and its application to coded caching,” *arXiv:1702.07265*, 2017.
- [10] S. Wang, W. Li, X. Tian, and H. Liu, “Coded caching with heterogenous cache sizes,” *arXiv:1504.01123*, 2015.
- [11] M. M. Amiri, Q. Yang, and D. Gündüz, “Decentralized caching and coded delivery with distinct cache capacities,” *IEEE Trans. Commun.*, vol. 65, no. 11, pp. 4657–4669, Nov. 2017.
- [12] A. Sengupta, R. Tandon, and T. C. Clancy, “Layered caching for heterogeneous storage,” in *Proc. IEEE Asilomar*, 2016.
- [13] A. M. Ibrahim, A. A. Zewail, and A. Yener, “Centralized coded caching with heterogeneous cache sizes,” in *Proc. IEEE WCNC*, 2017.
- [14] —, “Optimization of heterogeneous caching systems with rate limited links,” in *Proc. IEEE ICC*, 2017.
- [15] —, “Coded caching for heterogeneous systems: An optimization prespective,” *arXiv:1810.08187*, 2018.
- [16] F. Arbabjolfaei, B. Bandemer, Y.-H. Kim, E. Şaşoğlu, and L. Wang, “On the capacity region for index coding,” in *Proc. IEEE ISIT*, 2013.
- [17] M. Ji, G. Caire, and A. F. Molisch, “Wireless device-to-device caching networks: Basic principles and system performance,” *IEEE J. Sel. Areas Commun.*, vol. 34, no. 1, pp. 176–189, Jul. 2016.
- [18] M. Ji, R.-R. Chen, G. Caire, and A. F. Molisch, “Fundamental limits of distributed caching in multihop D2D wireless networks,” in *Proc. IEEE ISIT*, 2017.

- [19] A. Shabani, S. P. Shariatpanahi, V. Shah-Mansouri, and A. Khonsari, "Mobility increases throughput of wireless device-to-device networks with coded caching," in *Proc. IEEE ICC*, 2016.
- [20] A. Tebbi and C. W. Sung, "Coded caching in partially cooperative D2D communication networks," *arXiv:1709.06281*, 2017.
- [21] A. K. Chorppath, J. Hackel, and F. H. Fitzek, "Network coded caching and D2D cooperation in wireless networks," in *Proc. VDE EW*, 2017.
- [22] Z. H. Awan and A. Sezgin, "Fundamental limits of caching in D2D networks with secure delivery," in *Proc. IEEE ICC Workshops*, 2015.
- [23] A. A. Zewail and A. Yener, "Device-to-device secure coded caching," *arXiv:1809.06844*, 2018.
- [24] P. Gupta and P. R. Kumar, "The capacity of wireless networks," *IEEE Trans. Inf. Theory*, vol. 46, no. 2, pp. 388–404, 2000.
- [25] Q. Yang and D. Gündüz, "Coded caching and content delivery with heterogeneous distortion requirements," *IEEE Trans. Inf. Theory*, vol. 64, no. 6, pp. 4347–4364, Jun. 2018.
- [26] A. M. Daniel and W. Yu, "Optimization of heterogeneous coded caching," *arXiv:1708.04322*, 2017.
- [27] D. Cao, D. Zhang, P. Chen, N. Liu, W. Kang, and D. Gündüz, "Coded caching with heterogeneous cache sizes and link qualities: The two-user case," *arXiv:1802.02706*, 2018.
- [28] J. Zhang, X. Lin, C.-C. Wang, and X. Wang, "Coded caching for files with distinct file sizes," in *Proc. IEEE ISIT*, 2015.
- [29] C. Li, "On rate region of caching problems with non-uniform file and cache sizes," *IEEE Commun. Letters*, vol. 21, no. 2, pp. 238–241, 2017.
- [30] P. Hassanzadeh, E. Erkip, J. Llorca, and A. Tulino, "Distortion-memory tradeoffs in cache-aided wireless video delivery," in *Proc. IEEE Allerton*, 2015.
- [31] A. M. Ibrahim, A. A. Zewail, and A. Yener, "On coded caching with heterogeneous distortion requirements," in *Proc. IEEE ITA*, 2018.
- [32] U. Niesen and M. A. Maddah-Ali, "Coded caching with nonuniform demands," in *Proc. IEEE INFOCOM Workshops*, 2014.
- [33] —, "Coded caching with nonuniform demands," *IEEE Trans. Inf. Theory*, vol. 63, no. 2, pp. 1146–1158, 2017.
- [34] J. Zhang, X. Lin, and X. Wang, "Coded caching under arbitrary popularity distributions," in *Proc. IEEE ITA*, 2015.
- [35] J. Hachem, N. Karamchandani, and S. Diggavi, "Effect of number of users in multi-level coded caching," in *Proc. IEEE ISIT*, 2015.
- [36] J. Hachem, N. Karamchandani, and S. N. Diggavi, "Coded caching for multi-level popularity and access," *IEEE Trans. Inf. Theory*, vol. 63, no. 5, pp. 3108–3141, 2017.
- [37] S. Jin, Y. Cui, H. Liu, and G. Caire, "Structural properties of uncoded placement optimization for coded delivery," *arXiv:1707.07146*, 2017.
- [38] S. Li, M. A. Maddah-Ali, Q. Yu, and A. S. Avestimehr, "A fundamental tradeoff between computation and communication in distributed computing," *IEEE Trans. Inf. Theory*, vol. 64, no. 1, pp. 109–128, Jan. 2018.
- [39] Y.-J. Ku, D.-Y. Lin, C.-F. Lee, P.-J. Hsieh, H.-Y. Wei, C.-T. Chou, and A.-C. Pang, "5G radio access network design with the fog paradigm: Confluence of communications and computing," *IEEE Commun. Mag.*, vol. 55, no. 4, pp. 46–52, Apr. 2017.
- [40] K. Wan, D. Tuninetti, M. Ji, and P. Piantanida, "Fundamental limits of distributed data shuffling," *arXiv:1807.00056*, 2018.
- [41] M. Kiamari, C. Wang, and A. Salman Avestimehr, "On heterogeneous coded distributed computing," *arXiv:1709.00196*, 2017.