

# The hydrogen molecule $H_2$ in inclined configuration in a weak magnetic field

Alexander Alijah

*Université de Reims Champagne-Ardenne, Groupe de Spectrométrie Moléculaire et Atmosphérique (UMR CNRS 7331), U.F.R. Sciences Exactes et Naturelles, Moulin de la Housse B.P. 1039, F-51687 Reims Cedex 2, France*

Juan Carlos López Vieyra, Daniel J. Nader, Alexander V. Turbiner

*Instituto de Ciencias Nucleares, Universidad Nacional Autónoma de México, Apartado Postal 70-543, 04510 Ciudad de México, México*

Héctor Medel Cobaxin

*Instituto Tecnológico de Estudios Superiores de Monterrey, 64849 Monterrey, N.L., México*

---

## Abstract

Highly accurate variational calculations, based on a few-parameter, physically adequate trial function, are carried out for the hydrogen molecule  $H_2$  in inclined configuration, where the molecular axis forms an angle  $\theta$  with respect to the direction of a uniform constant magnetic field  $\mathbf{B}$ , for  $B = 0, 0.1, 0.175$  and  $0.2$  a.u. Three inclinations  $\theta = 0^\circ, 45^\circ, 90^\circ$  are studied in detail with emphasis to the ground state  $1_g$ . Diamagnetic and paramagnetic susceptibilities are calculated (for  $\theta = 45^\circ$  for the first time), they are in agreement with the experimental data and with other calculations. For  $B = 0, 0.1$  and  $0.2$  a.u. potential energy curves  $E$  vs  $R$  are built for each inclination, they are interpolated by simple, two-point Padé approximant  $Pade[2/6](R)$  with accuracy of not less than 4 significant digits. Spectra of rovibrational states

---

*Email addresses:* alexander.aliyah@univ.reims.fr (Alexander Alijah), vieyra@nucleares.unam.mx (Juan Carlos López Vieyra), daniel.nader@correo.nucleares.unam.mx (Daniel J. Nader), turbiner@nucleares.unam.mx (Alexander V. Turbiner), hjmedel@gmail.com (Héctor Medel Cobaxin)

are calculated for the first time. It was found that the optimal configuration of the ground state for  $B \leq B_{cr} = 0.178$  a.u. corresponds always to the parallel configuration,  $\theta = 0$ , thus, it is a  $^1\Sigma_g$  state. The state  $1_g$  remains bound for any magnetic field, becoming metastable for  $B > B_{cr}$ , while for  $B_{cr} < B < 12$  a.u. the ground state corresponds to two isolated hydrogen atoms with parallel spins.

*Keywords:* variational method, weak magnetic field, critical magnetic field, magnetic susceptibility, ro-vibrational states

---

## 1. Introduction

More than fifty years have passed since it was predicted that extremely strong magnetic fields up to  $B = 10^{14} - 10^{16}$  G ( $B \sim 4 \times 10^{4-6}$  a.u.), which are by far beyond those that can be reached in the laboratory, could exist in neutron stars remnant of a supernova explosion as effect of the magnetic field flux compression [1] (see also [2, 3, 4]). As for magnetized white dwarfs, the surface magnetic field can reach  $B \sim 10^9$  G (see e.g. [5] and references therein). Soon afterwards it was recognized that the structure of atoms and molecules might be qualitatively different under strong magnetic fields  $B \gtrsim B_0$  ( $B_0 = 1$  a.u.  $\equiv 2.35 \times 10^9$  G =  $2.35 \times 10^5$  T) [6, 7, 8] from the field-free case. The electronic clouds assume a well-pronounced cigar-like form, and molecules become oriented along the magnetic line. Eventually, the problem becomes quasi-one-dimensional, where longitudinal and transverse motions of the electrons are almost separated. This gives hope to develop an analytical theory in the domain of very strong magnetic fields. The situation gets much more complicated in the domain of intermediate magnetic fields, say, of order of  $B \sim 10^{-1}$  a.u., where quadratic corrections to the linear Zeeman effect become significant. This domain is ‘slightly’ above the magnetic fields reachable in the laboratory. In this case we do not see hope to develop analytic approaches. We will call the fields  $0.01 \lesssim B \lesssim 1$  a.u. the *intermediate* magnetic fields.

Due to mainly technical difficulties in solving the Schrödinger equation in the presence of intermediate and strong magnetic fields, only a relatively small number of simple atomic and molecular systems has been studied. Naturally, the hydrogen atom H and the hydrogen molecular ion  $H_2^+$  are the most studied systems, see e.g. [9] and [10], respectively, and references therein. The first quantitative study of the  $H_2$  molecule was carried out

by one of the present authors in 1983 [11]. In the majority of studies of molecules and molecular ions all non-adiabatic terms in the Hamiltonian are neglected by assuming an infinite nuclear mass (what is usually called Born-Oppenheimer (BO) approximation of zeroth order). The fact is that in both the H and  $\text{H}_2^+$  systems the binding energy grows dramatically with an increase of the magnetic field strength, it hints at the possible existence of unusual chemical species in strong magnetic fields. Other simple, traditional such as  $\text{H}_3^+$  [12, 13], and exotic compounds mainly formed by protons and/or  $\alpha$ -particles (helium nuclei) and one or two electrons have been studied to a certain degree. For a discussion, see [10] for one-electron systems and [14] for two-electron systems.

Recently, a detailed study of the  $\text{H}_2^+$  molecular ion in inclined configuration (when the molecular axis and the magnetic line form some non-zero angle) was carried out for intermediate and strong magnetic fields [10, 15]. It was shown that for the ground state the optimal configuration is always parallel, where the molecular axis and magnetic field direction coincide. The spectra of rovibrational states was exhaustively studied.

As for the  $\text{H}_2$  molecule, it was found long ago that the minimal energy (ground) state evolves with magnetic field strength being realized by different states depending on the strength of the magnetic field, see [16, 17] and references therein. At zero and weak magnetic fields, the  $\text{H}_2$  ground state is realized by the spin-singlet  $S = 0$ ,  $^1\Sigma_g$  state in parallel configuration, but with the magnetic field strength increasing to above the critical field strength of  $B_{cr} = 0.178$  a.u., see below, the ground state changes to a spin-triplet  $S = 1$ ,  $^3\Sigma_u$ , state which is a repulsive state (!). It corresponds to two hydrogen atoms at large distances with electron spins antiparallel to the magnetic field, hence, the hydrogen molecule does not exist as a compact system. It is worth noting that this value of the critical magnetic field was calculated accurately in present paper and confirms the rough estimate  $B_{cr} \simeq 0.2$  a.u. from [16]. Nonetheless, for even stronger magnetic fields,  $B \gtrsim 12$  a.u., the ground state is realized by a spin triplet  $S = 1$ ,  $^3\Pi_u$  state, see [17] and references therein. A similar behavior is observed in the case of the linear  $\text{H}_3^+$  molecular ion in strong magnetic fields: the ground state evolves from the spin-singlet  $^1\Sigma_g$  state for weak magnetic fields  $B \lesssim 5 \times 10^8$  G ( $\simeq 0.2$  a.u.) to a weakly bound spin-triplet  $^3\Sigma_u$  state for intermediate and strong fields and, eventually, to a spin-triplet  $^3\Pi_u$  state for magnetic fields  $B \gtrsim 5 \times 10^{10}$  G ( $\simeq 21$  a.u.) [12]. In such studies the parallel configuration of the molecular axis and the magnetic field direction is explicitly assumed.

Non-aligned configurations, where the molecular axis is not parallel to the magnetic field direction, have received much less attention. This is due to the fact that such configurations require a much larger computational effort to reach the accuracies obtained in the parallel case. The present authors are not aware of any studies of inclined configurations for the  $\text{H}_2$  molecule for  $B \lesssim 0.2$  a.u.

The goal of this paper is to study the hydrogen molecule  $\text{H}_2$  arbitrarily oriented i.e. with the molecular axis forming an angle  $\theta$  with respect to the direction of a uniform magnetic field  $\mathbf{B}$  in lowest spin-singlet state  $1_g$ . The magnetic field strengths of interest in this work are chosen to be  $B = 0, 0.1, 0.175$  and  $0.2$  a.u. (equivalently,  $0, 2.35 \times 10^8, 4.1 \times 10^8$  and  $4.7 \times 10^8$  G), where the ground state is realized by the spin-singlet state  $^1\Sigma_g$  at  $\theta = 0$  for  $B < B_{cr}$ . We use the variational method with trial functions designed following a criterion of physical adequacy [18, 10]. Three inclinations  $\theta = 0^\circ, 45^\circ$  and  $90^\circ$  will be studied in detail and the potential energy curves for each inclination and each magnetic field will be constructed. The two-dimensional potential energy surfaces are obtained by interpolation in the  $\theta$  coordinate. This allows us to calculate for the first time the lowest rovibrational levels of the  $\text{H}_2$  molecule in weak and intermediate magnetic fields, where this molecule exists as a compact object. A study of the magnetic susceptibility of the  $\text{H}_2$  molecule is also performed. We will follow in presentation our previous work on  $\text{H}_2^+$  in weak and intermediate magnetic fields [15]. Atomic units will be used through the text.

## 2. The Hamiltonian and generalities

We consider the hydrogen molecule  $\text{H}_2$  interacting with an external magnetic field  $\mathbf{B}$ . The origin of coordinates is chosen in the midpoint of the line connecting the nuclei (molecular axis). The molecular axis in turn forms an angle  $\theta$  with respect to the magnetic field direction (chosen to coincide with the  $z$ -axis). A convenient gauge which describes a magnetic field oriented parallel to the  $z$ -axis, is the linear gauge

$$\hat{A} = B[(\xi - 1)y, \xi x, 0], \quad (1)$$

where  $\xi$  is a parameter. If  $\xi = 0$  the linear gauge is reduced to the Landau gauge, and if  $\xi = 1/2$  then the symmetric gauge is obtained. In approximate variational calculations the parameter  $\xi$  is considered as an extra variational parameter.

Since the nucleus mass is by far larger than the electron mass, we can neglect all non-adiabatic coupling terms in the Hamiltonian to obtain the order zero BO approximation. Thus, the electronic Hamiltonian in atomic units ( $\hbar = m_e = c = 1$ ) is given by

$$\begin{aligned} \hat{H}_e = & -\frac{1}{2} \sum_{i=1}^2 \nabla_i^2 - iB \sum_{i=1}^2 ((\xi - 1)y_i \partial_{x_i} + \xi x_i \partial_{y_i}) + \mathbf{S} \cdot \mathbf{B} \\ & + \frac{1}{2} B^2 \sum_{i=1}^2 (\xi^2 x_i^2 + (\xi - 1)^2 y_i^2) - \sum_{i=1}^2 \left( \frac{1}{r_{ia}} + \frac{1}{r_{ib}} \right) + \frac{1}{r_{12}} + \frac{1}{R}, \end{aligned} \quad (2)$$

where  $\nabla_i$  is the Laplacian operator with respect to the coordinates of the  $i$ -th electron  $\mathbf{r} = (x_i, y_i, z_i)$ ,  $r_{ia,ib}$  are the distances between the  $i$ -th electron and the nuclei  $a$  or  $b$ , respectively,  $r_{ij}$  is the distance between the electrons and  $R$  is the distance between the nuclei. As usual, the contribution to the energy due to the Coulomb interaction between the nuclei ( $1/R$ ) is treated classically. Hence,  $R$  is considered an external parameter. In the particular case  $\theta = 0^\circ$ , the component of the angular momentum along the  $z$ -axis is conserved and the term linear in  $B$  becomes  $\frac{1}{2} \mathbf{L} \cdot \mathbf{B}$  for  $\xi = \frac{1}{2}$ . The spin Zeeman term  $\mathbf{S} \cdot \mathbf{B}$  with the total electron spin  $\mathbf{S} = \mathbf{S}_1 + \mathbf{S}_2$  is included in the Hamiltonian. However, for the spin-singlet states with  $\mathbf{S} = 0$  this term does not contribute to the total energy and can be excluded.

Finally, the nuclear motion can be treated as vibrations and rotations following the BO approximation with the electronic energy taken as the potential in the nuclear Hamiltonian.

### 3. The trial function

Following physical relevance arguments (see, e.g. [18]) we designed a spatial trial function which is a product of Landau orbitals, Coulomb orbitals and a correlation term in exponential form:

$$\psi(\mathbf{r}_1, \mathbf{r}_2) = \prod_{k=1}^2 \left( e^{-\alpha_{ka} r_{ka} - \alpha_{kb} r_{kb} - \frac{B\beta_{kx}}{4} x_k^2 - \frac{B\beta_{ky}}{4} y_k^2} \right) e^{\alpha_{12} r_{12}} \quad (3)$$

where  $\alpha_{ka, kb}$ ,  $\beta_{kx}$ ,  $\beta_{ky}$  with  $k = 1, 2$  as well as  $\alpha_{12}$  are variational parameters. In (3) the variational parameters  $\alpha_{ka}, \alpha_{kb}$  ( $k = 1, 2$ ) have the meaning of screening (or anti-screening) factors (charges) for the nucleus  $a, b$  respectively, as it is seen from the  $k$ -th electron. The variational parameters  $\beta_{kx}$ ,

$\beta_{ky}$  account for the screening (or anti-screening) factors for the magnetic field seen from  $k$ -th electron in  $x, y$  direction respectively, and the parameter  $\alpha_{12}$  “measures” the screening (or anti-screening) of the electron correlation interaction. This spatial function reproduces adequately the behavior of the electrons near the Coulomb singularities and the harmonic oscillator at long distances arising from the magnetic field. In a certain way the trial function (3) is a generalization of the trial function presented in [19] for the field free case. It reproduces two physical situations: for small internuclear distances the trial function (3) mimics the interaction  $\text{H}_2^+ + e$  (if  $\alpha_{1a} = \alpha_{1b}$  and  $\alpha_{2a} = \alpha_{2b}$ ) while for large internuclear distances it mimics the interaction  $\text{H} - \text{H}$  (if  $\alpha_{1a} = \alpha_{2b}$  and  $\alpha_{1b} = \alpha_{2a}$ ).

We consider a trial function which is a superposition of three Ansätze: a general Ansatz of the type (3), a  $\text{H} - \text{H}$  type Ansatz and a  $\text{H}_2^+ + e$  type Ansatz

$$\Psi = A_1\psi + A_2\psi_{\text{H}+\text{H}} + A_3\psi_{\text{H}_2^++e}, \quad (4)$$

where  $A_{1,2,3}$  are linear variational parameters. Each Ansatz has its own set of variational parameters. Without loss of generality  $A_1$  may be set equal to the unity, therefore the total number of variational parameters is 27 including the internuclear distance  $R$  and  $\xi$  as variational parameters.

In the singlet state ( $S = 0$ ) the trial function (4) must be symmetric with respect to the exchange of the electrons and in the gerade (g) state the trial function (4) must be symmetric with respect to the exchange of nuclei. Therefore the operator

$$(1 + \hat{P}_{ab})(1 + \hat{P}_{12}), \quad (5)$$

where  $\hat{P}_{ab}$  is the operator of symmetrization of nuclei and  $\hat{P}_{12}$  is the operator of symmetrization of the electrons, must be applied to the trial function (4).

The calculation of the variational energy using the trial function (3) involves two major parts: (i) 6-dimensional numerical integrations which were implemented by an adaptive multidimensional integration *C*-language routine (*cubature*) [20], and (ii) a minimizer which was implemented with the Fortran minimization package MINUIT from CERN-LIB. Our *C*-Fortran hybrid program was parallelized using MPI. The 6-dimensional integrations were carried out using a dynamical partitioning procedure: the domain of integration is manually divided into sub-domains following the profile of the integrand. Then each sub-domain is integrated on separated processors using the routine *CUBATURE*. In total, we have a division into 960 subregions for the numerator and  $\sim 1000$  for the denominator of the variational en-

ergy. With a maximal number of sampling points  $\sim 10^8$  for the numerical integrations for each subregion, the time needed for one evaluation of the variational energy (two integrations) is  $2 \times 10^3$  seconds ( $\sim 37$  min) with 96 processors at the cluster *KAREN* (ICN-UNAM, Mexico). It was checked that this procedure stabilizes the estimated accuracy and is reliable in the first three to four decimal digits. However, in order to localize the domain of minimal parameters, a minimization procedure with much less sample points was used in each sub-domain, and a single evaluation of the energy usually took  $\sim 15 - 20$  mins. Once a domain is roughly localized, the number of sample points is increased by a factor of  $\sim 10^2$ . Typically, a minimization process required several hundreds of evaluations. As a general strategy, the variational energy corresponding to the general Ansatz only is calculated in first place. Then, either the H – H type Ansatz or the  $\text{H}_2^+ + e$  type Ansatz is added as a first correction, depending on which configuration yields a better variational result, and the energy is minimized using the superposition of two Ansätze. Eventually, the remaining configuration is included in the final trial function and a final minimization is carried out. The whole process is very lengthy and cumbersome due to the absence of a fast minimization procedure. Computations were mainly performed in parallel on 96 processors on the cluster *ROMEO* at the University of Reims, France, and on the cluster *KAREN* at ICN-UNAM, Mexico.

#### 4. Results

The electronic energies and the equilibrium distances of  $\text{H}_2$  in the  $1_g$  state are presented in Table 1 for magnetic fields  $B = 0, 0.1, 0.175$  and  $0.2$  a.u. Variational energies indicate that for  $B \leq B_{cr} = 0.178$  a.u. the lowest energy state of  $\text{H}_2$  is realized by the  $1_g$  state in parallel configuration. For  $B_{cr} = 0.178$  a.u. the energy of the  $1_g$  state at the equilibrium minimum coincides with the energy of two hydrogen atoms infinitely separated and having both electron spins antiparallel to the magnetic field direction. Thus, for  $B = 0.2$  a.u. the state  $1_g$  is, in fact, a meta-stable state. We studied the geometrical configurations with angles  $\theta = 0^\circ, 45^\circ$  and  $90^\circ$  between the magnetic field direction and molecular axis in great detail, while some sample calculations were carried out for the intermediate angles  $\theta = 15^\circ, 30^\circ$  and  $60^\circ, 75^\circ$  to check the smoothness of the angular dependence of both, the energy and the equilibrium distance (see below). For all inclinations the potential energy curve  $E$  vs  $R$  exhibits a well pronounced minimum at a

finite internuclear distance  $R$ . As the magnetic field increases, for any given inclination the system becomes more strongly bound (the binding energy increases) and more compact (the internuclear equilibrium distance  $R_{eq}$  is reduced), see Table 1. Note that for the field-free case  $B = 0$  our energy is in agreement with one of the most accurate results [21] in  $\sim 2 \times 10^{-4}$  a.u. in spite of the very simple form of the trial function that we used. We must emphasize that for parallel configuration  $\theta = 0$  our energies are systematically better than the ones from [16] in 3 decimal digits (d.d.), which leads to a more accurate value of the critical magnetic field strength  $B_{cr}$ . For a given magnetic field, the total energy increases while the equilibrium distance  $R_{eq}$  shows a small decrease with growth of the inclination angle from  $\theta = 0$  to  $90^\circ$ , see Figures 1 and 2. Such an increase in  $E$ , and decrease in  $R_{eq}$ , are more pronounced as the magnetic field increases. Thus, for all magnetic fields studied, the optimal configuration corresponds to the parallel configuration as it is expected. The angular dependence of the variational energy  $E(B, \theta)$  and the equilibrium distance  $R_{eq}(B, \theta)$  for a fixed magnetic field strength  $B$  is very simple and is well-described by the hindered rotator model, see Eq. (15) and captions of Figs. 1 and 2. This observation is in agreement with the test calculations for angles  $\theta = 15^\circ, 30^\circ, 60^\circ$  and  $75^\circ$ .

## 5. Potential Energy Curves

Potential energy curves  $E$  vs  $R$  of the state  $1_g$  of the  $\text{H}_2$  molecule in magnetic fields  $B = 0, 0.1, 0.2$  a.u. and inclinations  $\theta = 0, 45^\circ, 90^\circ$  are built from variational results obtained in the domain  $R \in [1, 2]$  a.u. and extended beyond following the procedure discussed in [22] for approximating potential curves in diatomic molecules (see also references therein). It is evident that the asymptotic behavior of the electronic energy of  $\text{H}_2$  at small distances  $R \rightarrow 0$  is given by

$$E \approx \frac{1}{R} + E_{\text{He}}(B) + c_1 R + O(R^2), \quad (6)$$

where  $E_{\text{He}}(B)$  is the ground state energy of the helium atom in a magnetic field ( $B$ ) (the so-called united atom limit), and the coefficient in front of  $R$  depends on the magnetic field and the inclination  $\theta$ ,  $c_1 = c_1(B, \theta)$ ; at  $B = 0$  this coefficient vanishes  $c_1 = 0$  (see [22] and references therein). As for the asymptotic limit  $R \rightarrow \infty$ , the expansion of the energy  $E$  is given by

$$E \approx E_{2\text{H}}(B) + \frac{c_5}{R^5} - \frac{c_6}{R^6} + \frac{c_7}{R^7} + O\left(\frac{1}{R^8}\right), \quad (7)$$



Table 1: Total electronic energy and equilibrium distance of  $\text{H}_2$  in the state  $1_g$  vs magnetic field  $B$  and inclination  $\theta$  based on trial function (4), see text. Energies  $E$  and equilibrium distances  $R_{eq}$  rounded to 5th and 3rd d.d., respectively. \* For  $B = 0.2$  a.u. the  $1_g$  state is no longer the ground state. Results marked † are from Ref. [16], those marked ‡ from [21] (rounded). The binding energy  $E_{\text{bind}} \equiv 2E(\text{H}) - E(\text{H}_2)$  with respect to dissociation to  $\text{H} + \text{H}$  is shown in the last column, where the energies for the H atom in ground state are taken from [9].

$B$ (a.u.)	$\theta$ (degrees)	$E$ (a.u.)	$R_{eq}$ (a.u.)	$E_{\text{bind}}$ (a.u.)
0.0	-	-1.17420	1.40	0.17420
		-1.174476‡	1.40	
0.1	0	-1.17047	1.397	0.17542
		-1.16965†	1.39†	
	45	-1.17014	1.396	0.17508
	90	-1.16983	1.394	0.17477
0.175	0	-1.16282	1.390	0.17768
	45	-1.16187	1.387	0.17673
	90	-1.16107	1.384	0.17592
0.2*	0	-1.15941	1.385	0.17864
		-1.15877†	1.39†	
	45	-1.15816	1.382	0.17740
	90	-1.15713	1.379	0.17636

where  $E_{2\text{H}}(B)$  is the energy of two (infinitely separated) hydrogen atoms in their ground state in the magnetic field of strength  $B$  (however, with opposite electron spin projections so that  $\mathbf{S} \cdot \mathbf{B} = 0$ ), the term  $\propto 1/R^5$  corresponds to the quadrupole-quadrupole interaction (repulsive for  $0, 90^\circ$  and attractive for  $45^\circ$ ) between two separated hydrogen atoms in the magnetic field (which is the leading order interaction at  $R \rightarrow \infty$ ). The term  $\propto 1/R^6$  corresponds to the induced dipole-dipole interaction (in second order perturbation theory in  $1/R$  for  $B = 0$ ) between two separated hydrogen atoms (see [11] and [8]). The coefficients  $c_{5,6,7}$  can depend on the magnetic field strength and inclination  $c_{5,6,7} = c_{5,6,7}(B, \theta)$ . In absence of a magnetic field  $c_{5,7} = 0$ . In general, the quadrupole-quadrupole interaction energy (in a.u.) is given by

$$E_Q = \frac{3}{4} \frac{Q_{zz}^2(B) P_4(\cos \theta)}{R^5}, \quad (8)$$

where  $Q_{zz}$  is the quadrupole moment of the hydrogen atom in a magnetic field of strength  $B$  (see [11]),  $P_4$  is 4th Legendre polynomial. Thus, the coefficient

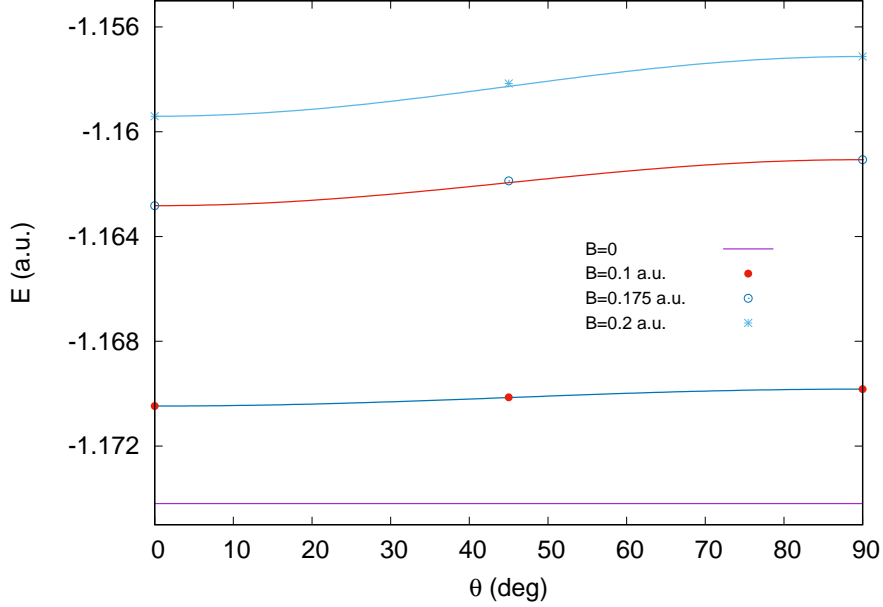


Figure 1: Total energy  $E$  of  $\text{H}_2, 1_g$  state *vs* inclination  $\theta$  for  $B = 0$  and  $B = 0.1, 0.175,$  and  $0.2$  a.u. The solid lines correspond to the hindered rotator model  $E(B, \theta) = E(B, 0^\circ) + A \sin^2(\theta)$ , where  $A = (E(B, 90^\circ) - E(B, 0^\circ))$ , see Eq. (15).

$c_5$  is known. For weak magnetic fields  $B$  we use the approximation the quadrupole moment in perturbation theory (see [23])

$$Q_{zz} = -\frac{5}{2}B^2 + \frac{615}{32}B^4 + \dots \quad (9)$$

Now we interpolate both asymptotic expansions (6) and (7) via the two-point Padé approximant  $\text{Pade}[N/N + 4](R)$  with  $N = 2$  as the minimal degree, which guarantees that the expansions (6) and (7) are described functionally correct,

$$E(R) = \frac{1}{R} \frac{a_0 + a_1 R + a_2 R^2}{(b_0 + b_1 R + b_2 R^2 + b_3 R^3 + b_4 R^4 + b_5 R^5 + b_6 R^6)} + E_{2\text{H}}(B), \quad (10)$$

where the constraints

$$b_0 = a_0, \quad b_1 = a_0 (E_{2\text{H}}(B) - E_{\text{He}}(B)) + a_1,$$

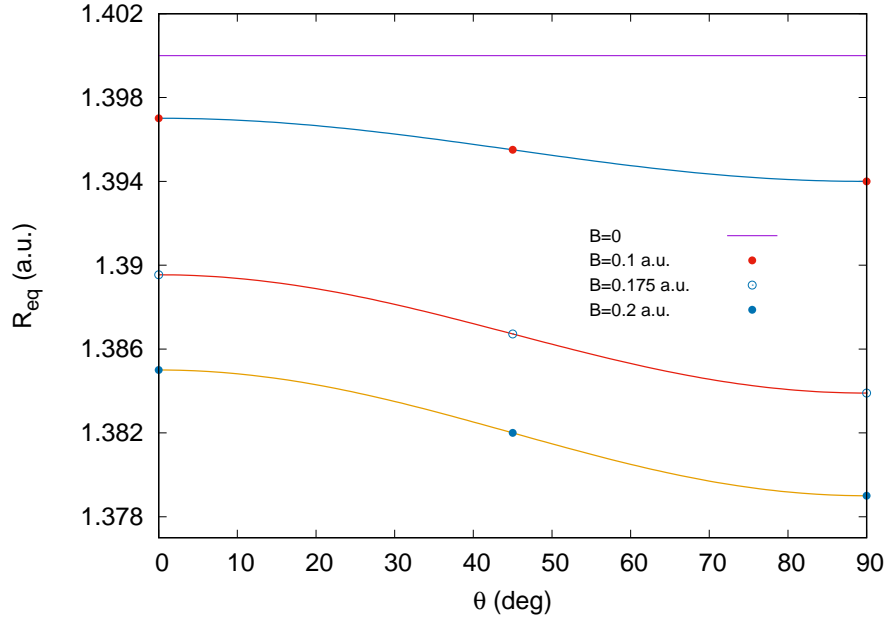


Figure 2: Equilibrium distance  $R_{eq}$  of  $H_2$  in the  $1_g$  state *vs* inclination angle  $\theta$  for  $B = 0, 0.1, 0.175, 0.2$  a.u. The solid lines correspond to  $R_{eq}(B, \theta) = R_{eq}(B, 0^\circ) + C \sin^2(\theta)$ , where  $C = R_{eq}(B, 90^\circ) - R_{eq}(B, 0^\circ)$  (c.f. Eq (15)).

are imposed in order to reproduce the first two leading terms in (6) exactly plus the condition  $c_5 = \frac{3}{4}Q_{zz}^2(B)$ , it implies the relation

$$a_2 = c_5 b_6 .$$

Without loss of generality we can set  $a_0 = 1$ . Therefore, we have six free parameters  $a_1, b_2, b_3, b_4, b_5, b_6$  to fit the variational energies at internuclear distances near the equilibrium,  $R \in [1, 2]$  a.u. for  $B = 0, 0.1, 0.2$  a.u. and inclinations  $\theta = 0, 45^\circ, 90^\circ$ . The value of the parameters is presented in Table 2. The potential energy curves are shown in Fig 3. In general, the curves (10) reproduce four d.d. in energy at  $R \in [1, 2]$  a.u.

## 6. Magnetic Susceptibility

The trial function (4), in spite of its simplicity, incorporates accurately the many physics features of the  $H_2$  molecule in a magnetic field. In order to verify this assertion for weak magnetic fields we calculated the magnetic

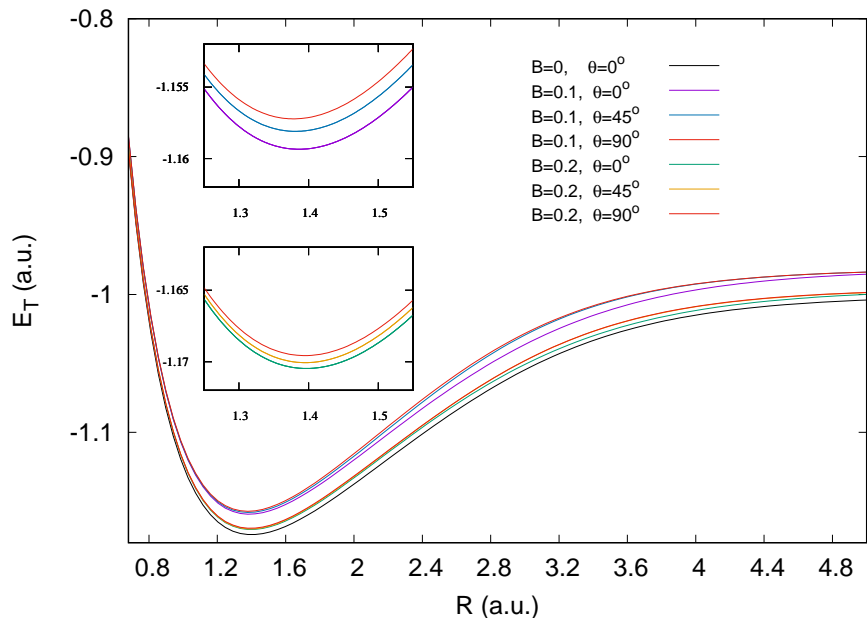


Figure 3: Potential Energy curves of the  $1_g$  ground state of the  $\text{H}_2$  molecule for  $B = 0, 0.1, 0.2$  a.u. and  $\theta = 0, 45^\circ, 90^\circ$ . The insets show amplified energy curves for  $B = 0.1$  a.u. (bottom), and  $B = 0.2$  a.u. (top) around the equilibrium distance. For each given magnetic field, the lowest energy curve around the minimum always corresponds to the parallel configuration  $\theta = 0^\circ$ , while the highest energy curve corresponds to the perpendicular configuration  $\theta = 90^\circ$ . For  $B = 0.2$  a.u. the minimal energy of  $\text{H}_2$  corresponds to the asymptotic energy of the repulsive  $3_u$  triplet state (the energy of two hydrogen atoms infinitely separated with spins antiparallel to the magnetic field direction) and lies below the minimum for the  $1_g$  state.

susceptibility (magnetizability). To make this calculation we follow the recipe proposed in our work on  $\text{H}_2^+$  [15].

It is well known that the response of the molecule to an external magnetic field falls into two parts: diamagnetic and paramagnetic. Correspondingly, there are two contributions to the magnetic susceptibility: a paramagnetic,  $\chi^p$ , originating from the linear Zeeman term in the Hamiltonian (2) when treated within second order perturbation theory in powers  $B$ , and a diamagnetic,  $\chi^d$ , coming from the quadratic Zeeman term  $\sim B^2$  in the first order of perturbation theory. Thus, the total magnetic susceptibility is the sum of the two terms  $\chi = \chi^d + \chi^p$ .

In general, the magnetic susceptibility tensor  $\chi_{\alpha\beta}$  is defined by the coef-

Table 2: Fitted parameters (rounded to 5 d.d.) in the Padé approximant (10) for the H<sub>2</sub> potential energy curves  $E$  vs  $R$  for  $B = 0, 0.1, 0.2$  a.u., see Fig. 3.

$B(\text{a.u.})$	$\theta$	$a_1$	$b_2$	$b_3$	$b_4$	$b_5$	$b_6$
0	0°	-1.28814	1.09317	-0.94343	0.79009	-0.28161	0.04758
0.1	0°	-1.29188	0.97020	-0.64470	0.51708	-0.17165	0.03136
	45°	-1.29133	1.16648	-1.12137	0.94652	-0.34039	0.05644
	90°	-1.29330	1.30768	-1.38159	1.13784	-0.40315	0.06395
0.2	0°	-1.30393	1.04298	-0.80653	0.65880	-0.22496	0.03886
	45°	-1.30284	1.09918	-0.99912	0.90103	-0.35196	0.06408
	90°	-1.30207	1.13486	-1.06132	0.93558	-0.35573	0.06400

ficients in the operator

$$\mathcal{H}' = -\frac{1}{2} \sum_{\alpha, \beta} \chi_{\alpha\beta} B_{\alpha} B_{\beta} ,$$

with  $B_{\alpha}, B_{\beta}$  being the components of the magnetic field. As for the diamagnetic susceptibility it is given in first order PT in  $B^2$  as

$$\chi_{\alpha\beta}^d = -\frac{1}{4} \sum_{i=1}^2 (\langle \mathbf{r}_i^2 \rangle \delta_{\alpha\beta} - \langle r_{i,\alpha} r_{i,\beta} \rangle) , \quad (11)$$

where both the expectation value  $\langle \mathbf{r}_i^2 \rangle$  of the position vector squared of the  $i$ -th electron and the 2nd order tensor  $\langle r_{i,\alpha} r_{i,\beta} \rangle$ ,  $\alpha, \beta = x, y, z$  are taken with respect to the field-free wavefunction at equilibrium distance  $R_{eq}$ . If the magnetic field direction is chosen along the  $z$ -axis,  $\mathbf{B} = B\hat{z}$  the tensor  $\chi_{\alpha\beta}^d$  appears in diagonal form and contains a single non-zero component,  $\chi_{zz}^d \equiv \chi^d$ ,

$$\chi^d = -\frac{1}{4} \sum_{i=1}^2 (\langle x_i^2 \rangle + \langle y_i^2 \rangle) , \quad (12)$$

where the symmetric gauge is assumed to be taken. On the other hand, the paramagnetic contribution to the susceptibility is much more difficult to calculate, since it occurs in second order PT. In general, the paramagnetic susceptibility is much smaller than the diamagnetic one. In principle, this contribution to the susceptibility can be easily evaluated as the difference  $\chi^p = \chi - \chi^d$ , where  $\chi$  is the total magnetic susceptibility at a given inclination.

As for the ground state, the total magnetic susceptibility can be calculated in a straightforward way as the coefficient in front of the  $B^2$  term in the energy expansion

$$E(B, \theta) = E(0) - \frac{1}{2}\chi(\theta)|\mathbf{B}|^2 + \dots, \quad (13)$$

at  $R = R_{eq}$ .

The results for the susceptibilities are presented in Table 3 for inclinations  $\theta = 0^\circ, 45^\circ, 90^\circ$ , they are compared with the experimental data from Ramsey [24], and with other calculations, when available. In general, all susceptibilities grow with the inclination angle. For  $\theta = 0$  our  $\chi^d$  are larger than the values obtained in the past in [25, 26]. They are closer to experimental data being different from experimental data in one portion  $\times 10^{-3}$  in spite of the fact that our trial function is much simpler than the ones used in [25] and [26]. As for  $\theta = 45^\circ$ , the susceptibilities are calculated for the first time to the best of our knowledge, while for  $\theta = 90^\circ$  our  $\chi^d$  agrees in 2 d.d. with [26] and differs from experimental data in  $2 \times 10^{-2}$ . Concerning  $\chi^p$ , it is superior to all nine values calculated previously and collected in Table XII of [27], however, it still differs from experimental data in  $\sim 20\%$ . In general, our results for the susceptibility agree very well with the experimental data and with other calculations.

## 7. Rovibrational levels

The lowest rovibrational states of  $\text{H}_2$  and  $\text{D}_2$  were calculated for the field strengths  $B = 0.1 B_0$  and  $B = 0.2 B_0$ , where  $B_0 = 2.35 \times 10^9$  Gauss  $= 2.35 \times 10^5$  T, as described in [15]. To keep the present paper self-contained, the method is briefly summarized below. Starting point is the nuclear Hamiltonian expressed in spherical coordinates,

$$\hat{\mathcal{H}}_{nuc} = -\frac{2}{M_s} \frac{1}{R} \frac{\partial^2}{\partial R^2} R + \frac{2}{M_s R^2} \hat{L}_R^2 - \frac{1}{M_s} B \hat{L}_z + \frac{1}{8M_s} B^2 R^2 \sin^2 \theta + \tilde{V}(R, \theta). \quad (14)$$

Here,  $M_s$  denotes the total mass of the nuclei,  $\hat{L}_z$  is the projection of angular momentum along  $z$ -axis and  $\theta$  the angle between the molecular and the  $z$ -axis. The two-dimensional potential,  $\tilde{V}(R, \theta)$ , is parametrized as a hindered rotator, where only the lowest expansion term is maintained, to yield

$$\tilde{V}(R, \theta) = \tilde{V}(R, 0) + \sum_n \frac{V_{90,n}(R)}{2} [1 - \cos(2n\theta)]$$

Table 3: Diamagnetic  $\chi^d$ , paramagnetic  $\chi^p$  and total  $\chi$  susceptibilities of  $\text{H}_2$  in the state  $1_g$  for different inclinations  $\theta$  at  $R = R_{eq}$ . The paramagnetic susceptibility  $\chi^p$  obtained as the difference  $\chi^p = \chi - \chi^d$  (see text) is included for completeness. The expectation values of the squared components of the position vector of each electron  $\langle x_{1,2}^2 \rangle$ ,  $\langle y_{1,2}^2 \rangle$  and  $\langle z_{1,2}^2 \rangle$  (in a.u.) are also included for  $B = 0$  at the equilibrium distance  $R_{eq} = 1.40$  a.u., they were obtained using the trial function (4). <sup>exp</sup> Experimental results from [24], see also Table I in [28]. Results marked as <sup>a</sup> are from [25], <sup>b</sup> from [26], <sup>c</sup> from [27].

$\theta$	$\langle x_{1,2}^2 \rangle$	$\langle y_{1,2}^2 \rangle$	$\langle z_{1,2}^2 \rangle$	$\chi^d$	$\chi^p$	$\chi$
$0^\circ$	0.76465	0.76465	1.00929	-0.7647	0.0	-0.7647
	0.7608 <sup>a</sup>	0.7608 <sup>a</sup>	0.9730 <sup>a</sup>	-0.7608 <sup>a</sup>	0.0 <sup>a</sup>	
	0.76169 <sup>b</sup>	0.76169 <sup>b</sup>	1.02297 <sup>b</sup>	-0.7617 <sup>b</sup>	0.0 <sup>b</sup>	
			-0.766 <sup>exp</sup>			
$45^\circ$	0.88697	0.76465	0.88697	-0.8258	0.0240	-0.8046
$90^\circ$	1.00929	0.76465	0.76465	-0.8870	0.0258	-0.8612
	0.9730 <sup>a</sup>	0.7608 <sup>a</sup>	0.7608 <sup>a</sup>	-0.8669 <sup>a</sup>		
	1.02297 <sup>b</sup>	0.76169 <sup>b</sup>	0.76169 <sup>b</sup>	-0.8923 <sup>b</sup>		
			-0.913 <sup>exp</sup>	(0.027 - 0.082) <sup>c</sup>	0.022 <sup>exp</sup>	

$$\approx \tilde{V}(R, 0) + V_{90}(R) \sin^2 \theta \quad (15)$$

$V_{90}(R) = \tilde{V}(R, 90) - \tilde{V}(R, 0)$  is the barrier height for a given value of  $R$ .

The rovibrational wave function can be expanded in terms of vibrational and rotational basis functions as

$$\Psi(R, \theta, \phi) = \sum_{v,L} c_{v,L} \frac{\xi_v(R; \underline{\theta}')}{R} Y_L^M(\theta, \phi) \quad (16)$$

where  $\xi_v(R; \underline{\theta}')$  are solutions of the vibrational part of Eq. (14) at the reference orientation  $\theta'$ , chosen as  $\theta' = 0$ . These are obtained numerically using the renormalized Numerov algorithm. The  $Y_L^M(\theta, \phi)$  in the above equation are spherical harmonics.

In this basis, the matrix elements of the Hamiltonian in Eq. (14) are given by

$$\begin{aligned} \langle v' L' M | \hat{\mathcal{H}}_{nuc} | v L M \rangle &= E_v \delta_{L'L} \delta_{v'v} + \frac{2}{M_s} \left\langle v' \left| \frac{1}{R^2} \right| v \right\rangle L(L+1) \delta_{L'L} \\ &- \frac{BM}{M_s} \delta_{L'L} \delta_{v'v} \end{aligned}$$

$$\begin{aligned}
& + \left[ \frac{B^2}{12M_s} \langle v' | R^2 | v \rangle + \frac{2}{3} \langle v' | V_{90}(R) | v \rangle \right] \delta_{L'L} \\
& - \left[ \frac{B^2}{12M_s} \langle v' | R^2 | v \rangle + \frac{2}{3} \langle v' | V_{90}(R) | v \rangle \right] \\
& \times (-1)^M \sqrt{(2L'+1)(2L+1)} \\
& \times \begin{pmatrix} L & 2 & L' \\ 0 & 0 & 0 \end{pmatrix} \begin{pmatrix} L & 2 & L' \\ M & 0 & -M \end{pmatrix} \quad (17)
\end{aligned}$$

The terms in parentheses are Wigner  $3j$ -symbols. The matrix Eq. (17) is diagonal in  $M$  as expected, since  $M$  is an exact quantum number.  $L$ -functions are coupled in steps of 2, conserving  $z$ -parity,  $\pi = (-1)^{L+M}$ . Diagonalization of the Hamiltonian matrix, Eq. (17), yields the eigenvalues and eigenvectors of the rovibrational problem.

We have computed the lowest rovibrational states for  $\text{H}_2$  and  $\text{D}_2$ . Allowed rovibrational states must obey the permutational symmetry of the two identical nuclei. In the case of  $\text{H}_2$ , with two fermions, the symmetry of the vibrational and rotational parts of the rovibrational wavefunction must be opposite, while in the case of  $\text{D}_2$ , with two bosons, it must be the same if we consider *ortho* nuclear spins. For a rovibrational state of given vibrational quantum number,  $v$ , and projection of the angular momentum on the magnetic field axis,  $M$ , the  $z$ -parities are thus

$$\pi = (-1)^{M+v+1} = \begin{cases} -(-1)^M & \text{for } v \text{ even} \\ (-1)^M & \text{for } v \text{ odd} \end{cases} \quad (18)$$

for  $\text{H}_2$ , and

$$\pi = (-1)^{M+v} = \begin{cases} (-1)^M & \text{for } v \text{ even} \\ -(-1)^M & \text{for } v \text{ odd} \end{cases} \quad (19)$$

for  $\text{D}_2$ .

The results of our calculations for the lowest vibrational states,  $v = 0, 1, 2, 3$  and  $M \leq 5$  are presented in Tables 4–7 for  $\text{H}_2$  and in Tables 8–11 for  $\text{D}_2$ , for the magnetic field strengths  $B = 0.1 B_0$  and  $B = 0.2 B_0$ . We note that at  $B = 0.2 B_0$  the molecule is meta-stable. As in our previous work on  $\text{H}_2^+$ , two models have been considered: the approximate model 1, in which off-diagonal terms in  $v$  are omitted when setting up the rovibrational matrix, Eq. (17), and model 2, in which they are included. The closeness of the two sets of results demonstrate that a simple expansion, with just one vibrational function, yields a good approximation of the final rovibrational



wavefunction, at least for the lowest vibrational states. Therefore, in the full expansion of model 2, the coefficients  $c_{v,L}$  allow easy identification of the vibrational quantum number of each computed eigenstate.

All states are located above the rotational barrier, which is at  $E_{\text{barrier}} = -1.16972 E_h$  for  $B = 0.1 B_0$  and  $E_{\text{barrier}} = -1.15713 E_h$  for  $B = 0.2 B_0$ , respectively, and hence,  $L$ , which is an exact quantum number in the field-free case, can still be considered a “good” quantum number. It is interesting to analyse the orientation with respect to the magnetic field axis of the lowest rovibrational state. The lowest state of  $\text{H}_2$ , at the field strength of  $B = 0.1 B_0$ , is located  $0.0101 E_h$ , or  $2222 \text{ cm}^{-1}$ , above the barrier. Yet only one of the basis functions of the expansion in Eq. (16) contributes effectively to its eigenvector, with coefficient  $c_{0,1} = 0.997$ . The eigenfunction of the lowest state is thus  $\Psi(R, \theta, \phi) \sim [\xi_v(R; \underline{\ell}' = 0)/R] Y_1^0(\theta, \phi) \sim [\xi_v(R; \underline{\ell}' = 0)/R] \cos \theta$ , which shows that molecule essentially vibrates in the direction of the magnetic field.

In general, within each  $L$ -layer, the rotational energy of a vibrational state increases with  $|M|$ . Figures 5 and 7 show some exceptions for the states  $v = 1, 3$  of  $\text{H}_2$  and  $v = 0, 2$  of  $\text{D}_2$ , where the  $M = 0$  state corresponding to  $L = 2$  is above  $|M| = 1$ . A similar effect has been observed in the case of  $\text{H}_2^+$  and  $\text{D}_2^+$ . It is due to strong coupling of the  $L = 0$  and  $L = 2$  basis functions, a kind of Fermi resonance of the zero-order states with well-defined  $L$ . The effect scales as  $B^2$  and is not visible for the lower field strength,  $B = 0.1 B_0$ . No strong effect can be seen for the states  $v = 0, 2$  of  $\text{H}_2$  and  $v = 1, 3$  of  $\text{D}_2$ , which have  $L = 1, 3 \dots$ , where the  $L = 1$  and  $L = 3$  layers are sufficiently separated in energy.

Table 4: Rotational energy levels of  $\text{H}_2$  in presence of a uniform magnetic field  $B$  for the vibrational state  $v = 0$ . The pure vibrational state ( $L = 0$  in the field-free case) is forbidden but shown here nevertheless as it corresponds to the origin of the rotational band. In the simple model 1, terms off-diagonal in  $v$  are neglected. In model 2, the full matrix 17 is diagonalized. Values in parentheses are from Ref. [22].

$L$	Energy/ $E_h$	$M$	$\pi$	Energy/ $E_h$			
				$B = 0.1$		$B = 0.2$	
	$B = 0.0$			model 1	model 2	model 1	model 2
$L = 5$	-1.15627 (-1.15660)	-5	1	-1.15140	-1.15156	-1.13842	-1.13852
		5	1	-1.15167	-1.15183	-1.13896	-1.13907
		-4	-1	-1.15155	-1.15171	-1.13886	-1.13898
		4	-1	-1.15177	-1.15193	-1.13929	-1.13941
		-3	1	-1.15167	-1.15184	-1.13919	-1.13932
		3	1	-1.15184	-1.15200	-1.13952	-1.13965
		-2	-1	-1.15177	-1.15193	-1.13944	-1.13958
		2	-1	-1.15188	-1.15204	-1.13966	-1.13979
		-1	1	-1.15183	-1.15200	-1.13961	-1.13975
		1	1	-1.15189	-1.15206	-1.13972	-1.13986
$L = 3$	-1.16099 (-1.16130)	0	-1	-1.15187	-1.15204	-1.13970	-1.13984
		-3	1	-1.15638	-1.15641	-1.14360	-1.14361
		3	1	-1.15655	-1.15657	-1.14393	-1.14393
		-2	-1	-1.15659	-1.15662	-1.14422	-1.14424
		2	-1	-1.15670	-1.15672	-1.14444	-1.14445
		-1	1	-1.15672	-1.15674	-1.14450	-1.14452
$L = 1$	-1.16367 (-1.16400)	1	1	-1.15677	-1.15679	-1.14461	-1.14462
		0	-1	-1.15677	-1.15680	-1.14466	-1.14468
$L = 1$	-1.16367 (-1.16400)	-1	1	-1.15924	-1.15924	-1.14679	-1.14680
		1	1	-1.15930	-1.15930	-1.14690	-1.14690
$L = 0$	-1.16421 (-1.16455)	0	-1	-1.15959	-1.15959	-1.14783	-1.14783
		0	-1	-1.15994	-1.15995	-1.14795	-1.14796

Table 5: Rotational energy levels of  $\text{H}_2$  in presence of a uniform magnetic field  $B$  for the vibrational state  $v = 1$ . See Caption of Table 4 for explanations.

$L$	Energy/ $E_h$	$M$	$\pi$	Energy/ $E_h$			
				$B = 0.1$		$B = 0.2$	
	$B = 0.0$			model 1	model 2	model 1	model 2
$L = 4$	-1.14010 (-1.14050)	-4	1	-1.13514	-1.13521	-1.12176	-1.12179
		4	1	-1.13536	-1.13543	-1.12220	-1.12222
		-3	-1	-1.13534	-1.13541	-1.12235	-1.12239
		3	-1	-1.13551	-1.13558	-1.12268	-1.12272
		-2	1	-1.13549	-1.13556	-1.12272	-1.12277
		2	1	-1.13560	-1.13567	-1.12294	-1.12299
		-1	-1	-1.13558	-1.13566	-1.12297	-1.12302
		1	-1	-1.13564	-1.13571	-1.12308	-1.12313
$L = 2$	-1.14364 (-1.14405)	0	1	-1.13563	-1.13570	-1.12308	-1.12313
		-2	1	-1.13888	-1.13888	-1.12575	-1.12575
		2	1	-1.13898	-1.13899	-1.12597	-1.12597
		-1	-1	-1.13918	-1.13918	-1.12666	-1.12666
		1	-1	-1.13923	-1.13924	-1.12677	-1.12677
$L = 0$	-1.14517 (-1.14555)	0	1	-1.13924	-1.13924	-1.12651	-1.12652
		0	1	-1.14071	-1.14071	-1.12840	-1.12840

Table 6: Rotational energy levels of  $\text{H}_2$  in presence of a uniform magnetic field  $B$  for the vibrational state  $v = 2$ . The pure vibrational state ( $L = 0$  in the field-free case) is forbidden but shown here nevertheless as it corresponds to the origin of the rotational band. See Caption of Table 4 for explications.

$L$	Energy/ $E_h$	$M$	$\pi$	Energy/ $E_h$			
				$B = 0.1$		$B = 0.2$	
	$B = 0.0$			model 1	model 2	model 1	model 2
$L = 5$	-1.12004 (-1.12055)	-5	1	-1.11475	-1.11491	-1.10065	-1.10073
		5	1	-1.11502	-1.11518	-1.10119	-1.10127
		-4	-1	-1.11493	-1.11509	-1.10123	-1.10133
		4	-1	-1.11515	-1.11531	-1.10167	-1.10176
		-3	1	-1.11508	-1.11524	-1.10165	-1.10176
		3	1	-1.11524	-1.11540	-1.10198	-1.10208
		-2	-1	-1.11518	-1.11535	-1.10196	-1.10207
		2	-1	-1.11529	-1.11546	-1.10217	-1.10229
		-1	1	-1.11526	-1.11542	-1.10216	-1.10228
		1	1	-1.11531	-1.11548	-1.10226	-1.10239
		0	-1	-1.11530	-1.11547	-1.10226	-1.10238
$L = 3$	-1.12431 (-1.12475)	-3	1	-1.11927	-1.11929	-1.10540	-1.10540
		3	1	-1.11944	-1.11946	-1.10572	-1.10573
		-2	-1	-1.11952	-1.11955	-1.10623	-1.10624
		2	-1	-1.11963	-1.11966	-1.10645	-1.10646
		-1	1	-1.11966	-1.11969	-1.10649	-1.10651
		1	1	-1.11972	-1.11974	-1.10660	-1.10661
		0	-1	-1.11973	-1.11976	-1.10672	-1.10674
$L = 1$	-1.12673 (-1.12720)	-1	1	-1.12189	-1.12189	-1.10851	-1.10852
		1	1	-1.12194	-1.12194	-1.10862	-1.10863
		0	-1	-1.12232	-1.12232	-1.10986	-1.10986
$L = 0$	-1.12722 (-1.12765)	0	-1	-1.12258	-1.12258	-1.10991	-1.10992

Table 7: Rotational energy levels of  $\text{H}_2$  in presence of a uniform magnetic field  $B$  for the vibrational state  $v = 3$ . See Caption of Table 4 for explanations.

$L$	Energy/ $E_h$	$M$	$\pi$	Energy/ $E_h$			
				$B = 0.1$		$B = 0.2$	
	$B = 0.0$			model 1	model 2	model 1	model 2
$L = 4$	-1.10550 (-1.10630)	-4	1	-1.10041	-1.10047	-1.08581	-1.08583
		4	1	-1.10063	-1.10069	-1.08624	-1.08626
		-3	-1	-1.10063	-1.10069	-1.08659	-1.08662
		3	-1	-1.10079	-1.10085	-1.08692	-1.08694
		-2	1	-1.10078	-1.10084	-1.08702	-1.08705
		2	1	-1.10089	-1.10095	-1.08723	-1.08727
		-1	-1	-1.10088	-1.10095	-1.08732	-1.08736
		1	-1	-1.10094	-1.10100	-1.08742	-1.08747
$L = 2$	-1.10893 (-1.10945)	0	1	-1.10093	-1.10100	-1.08743	-1.08748
		-2	1	-1.10379	-1.10379	-1.08954	-1.08955
		2	1	-1.10390	-1.10390	-1.08976	-1.08977
		-1	-1	-1.10412	-1.10412	-1.09074	-1.09074
		1	-1	-1.10417	-1.10417	-1.09085	-1.09085
$L = 0$	-1.11034 (-1.11085)	0	1	-1.10417	-1.10418	-1.09031	-1.09033
		0	1	-1.10550	-1.10550	-1.09251	-1.09251

Table 8: Rotational energy levels of  $D_2$  in presence of a uniform magnetic field  $B$  for the vibrational state  $v = 0$ . See Caption of Table 4 for explanations.

$L$	Energy/ $E_h$	$M$	$\pi$	Energy/ $E_h$			
				$B = 0.1$		$B = 0.2$	
	$B = 0.0$			model 1	model 2	model 1	model 2
$L = 4$	-1.158877	-4	1	-1.15985	-1.15987	-1.14715	-1.14715
		4	1	-1.15996	-1.15998	-1.14737	-1.14737
		-3	-1	-1.16001	-1.16003	-1.14764	-1.14765
		3	-1	-1.16009	-1.16011	-1.14780	-1.14781
		-2	1	-1.16012	-1.16013	-1.14790	-1.14791
		2	1	-1.16017	-1.16019	-1.14800	-1.14802
		-1	-1	-1.16019	-1.16020	-1.14808	-1.14809
		1	-1	-1.16021	-1.16023	-1.14813	-1.14815
$L = 2$	-1.162594	0	1	-1.16022	-1.16024	-1.14814	-1.14816
		-2	1	-1.16185	-1.16185	-1.14936	-1.14936
		2	1	-1.16190	-1.16190	-1.14947	-1.14947
		-1	-1	-1.16209	-1.16209	-1.15012	-1.15012
		1	-1	-1.16212	-1.16212	-1.15017	-1.15017
$L = 0$	-1.164212	0	1	-1.16211	-1.16211	-1.14981	-1.14982
		0	1	-1.16291	-1.16291	-1.15118	-1.15119

Table 9: Rotational energy levels of  $D_2$  in presence of a uniform magnetic field  $B$  for the vibrational state  $v = 1$ . The pure vibrational state ( $L = 0$  in the field-free case) is forbidden but shown here nevertheless as it corresponds to the origin of the rotational band. See Caption of Table 4 for explications.

$L$	Energy/ $E_h$	$M$	$\pi$	Energy/ $E_h$			
				$B = 0.1$		$B = 0.2$	
	$B = 0.0$			model 1	model 2	model 1	model 2
$L = 5$	-1.137626	-5	1	-1.14472	-1.14475	-1.13162	-1.13163
		5	1	-1.14485	-1.14489	-1.13189	-1.13190
		-4	-1	-1.14487	-1.14491	-1.13208	-1.13210
		4	-1	-1.14498	-1.14501	-1.13230	-1.13232
		-3	1	-1.14499	-1.14502	-1.13238	-1.13241
		3	1	-1.14507	-1.14511	-1.13255	-1.13257
		-2	-1	-1.14507	-1.14511	-1.13260	-1.13263
		2	-1	-1.14513	-1.14516	-1.13271	-1.13274
		-1	1	-1.14513	-1.14517	-1.13274	-1.13277
		1	1	-1.14515	-1.14519	-1.13279	-1.13282
$L = 3$	-1.142112	0	-1	-1.14515	-1.14519	-1.13280	-1.13283
		-3	1	-1.14716	-1.14716	-1.13423	-1.13423
		3	1	-1.14724	-1.14725	-1.13439	-1.13439
		-2	-1	-1.14738	-1.14738	-1.13490	-1.13490
		2	-1	-1.14743	-1.14744	-1.13501	-1.13501
		-1	1	-1.14748	-1.14749	-1.13496	-1.13497
		1	1	-1.14751	-1.14752	-1.13502	-1.13502
$L = 1$	-1.144658	0	-1	-1.14753	-1.14754	-1.13521	-1.13522
		-1	1	-1.14862	-1.14862	-1.13616	-1.13616
		1	1	-1.14864	-1.14864	-1.13621	-1.13622
$L = 0$	-1.145172	0	-1	-1.14899	-1.14899	-1.13715	-1.13715
		0	-1	-1.14908	-1.14908	-1.13716	-1.13716

Table 10: Rotational energy levels of  $D_2$  in presence of a uniform magnetic field  $B$  for the vibrational state  $v = 2$ . See Caption of Table 4 for explanations.

$L$	Energy/ $E_h$		$M$	$\pi$	Energy/ $E_h$			
	$B = 0.0$				$B = 0.1$		$B = 0.2$	
				model 1	model 2	model 1	model 2	
$L = 4$	-1.122394		-4	1	-1.13286	-1.13288	-1.11944	-1.11944
			4	1	-1.13297	-1.13299	-1.11965	-1.11966
			-3	-1	-1.13306	-1.13307	-1.12005	-1.12006
			3	-1	-1.13314	-1.13315	-1.12022	-1.12022
			-2	1	-1.13318	-1.13320	-1.12030	-1.12032
			2	1	-1.13324	-1.13325	-1.12041	-1.12042
			-1	-1	-1.13326	-1.13328	-1.12054	-1.12055
			1	-1	-1.13329	-1.13331	-1.12059	-1.12060
	0	1	-1.13330	-1.13332	-1.12058	-1.12060		
$L = 2$	-1.125757		-2	1	-1.13474	-1.13474	-1.12161	-1.12162
			2	1	-1.13480	-1.13480	-1.12172	-1.12173
			-1	-1	-1.13504	-1.13504	-1.12254	-1.12254
			1	-1	-1.13507	-1.13507	-1.12259	-1.12259
	0	1	-1.13503	-1.13503	-1.12204	-1.12206		
$L = 0$	-1.127217	0	1	-1.13582	-1.13582	-1.12367	-1.12367	



Table 11: Rotational energy levels of  $D_2$  in presence of a uniform magnetic field  $B$  for the vibrational state  $v = 3$ . The pure vibrational state ( $L = 0$  in the field-free case) is forbidden but shown here nevertheless as it corresponds to the origin of the rotational band. See Caption of Table 4 for explications.

$L$	Energy/ $E_h$	$M$	$\pi$	Energy/ $E_h$			
				$B = 0.1$		$B = 0.2$	
	$B = 0.0$			model 1	model 2	model 1	model 2
$L = 5$	-1.102915	-5	1	-1.11895	-1.11898	-1.10501	-1.10502
		5	1	-1.11908	-1.11912	-1.10529	-1.10529
		-4	-1	-1.11912	-1.11915	-1.10559	-1.10560
		4	-1	-1.11923	-1.11926	-1.10581	-1.10582
		-3	1	-1.11924	-1.11928	-1.10593	-1.10595
		3	1	-1.11933	-1.11936	-1.10609	-1.10611
		-2	-1	-1.11934	-1.11938	-1.10619	-1.10621
		2	-1	-1.11939	-1.11943	-1.10630	-1.10632
		-1	1	-1.11940	-1.11944	-1.10634	-1.10636
		1	1	-1.11942	-1.11946	-1.10639	-1.10642
$L = 3$	-1.107489	0	-1	-1.11943	-1.11947	-1.10641	-1.10644
		-3	1	-1.12123	-1.12124	-1.10752	-1.10752
		3	1	-1.12131	-1.12132	-1.10768	-1.10769
		-2	-1	-1.12148	-1.12148	-1.10836	-1.10836
		2	-1	-1.12153	-1.12154	-1.10847	-1.10847
		-1	1	-1.12158	-1.12159	-1.10828	-1.10829
		1	1	-1.12161	-1.12162	-1.10833	-1.10835
$L = 1$	-1.109872	0	-1	-1.12164	-1.12164	-1.10867	-1.10868
		-1	1	-1.12262	-1.12262	-1.10960	-1.10960
		1	1	-1.12264	-1.12264	-1.10966	-1.10966
$L = 0$	-1.110336	0	-1	-1.12303	-1.12303	-1.11073	-1.11073
		0	-1	-1.12310	-1.12310	-1.10896	-1.10898

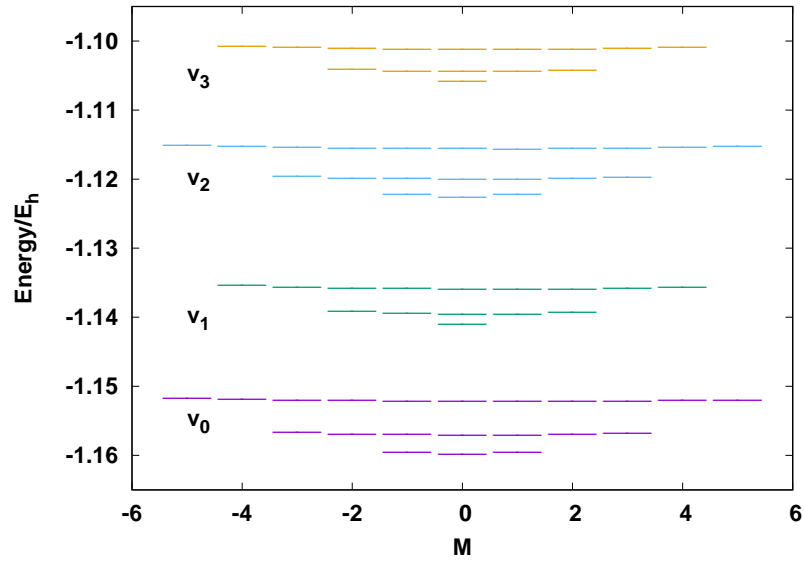


Figure 4: Rotational structure, up to  $L = 5$ , of the four lowest vibrational states of  $H_2$  in the presence of an external magnetic field  $B = 0.1 B_0$ .

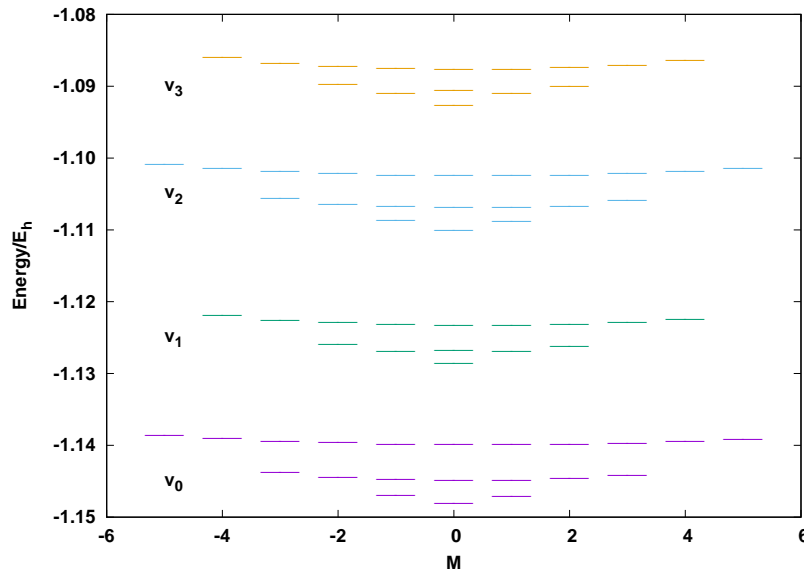


Figure 5: Rotational structure, up to  $L = 5$ , of the four lowest vibrational states of  $H_2$  in the presence of an external magnetic field of  $B = 0.2 B_0$ .

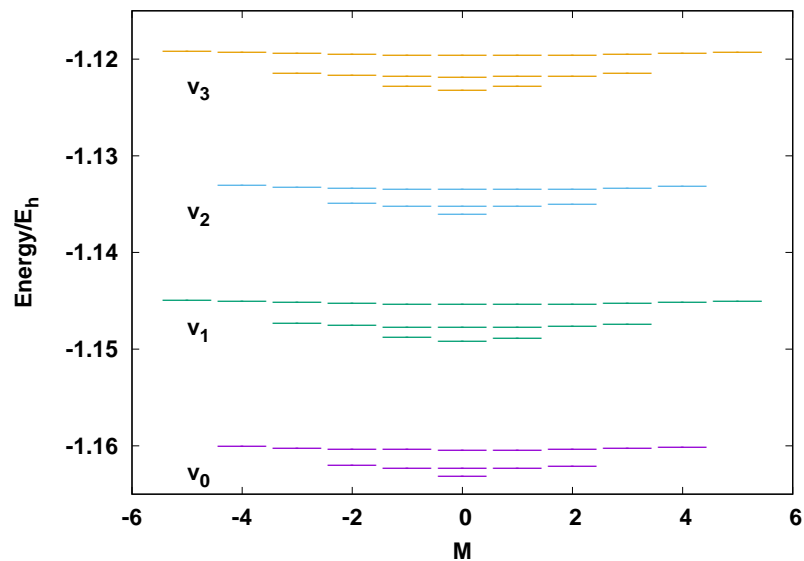


Figure 6: Rotational structure, up to  $L = 5$ , of the four lowest vibrational states of  $D_2$  in the presence of an external magnetic field  $B = 0.1 B_0$ .

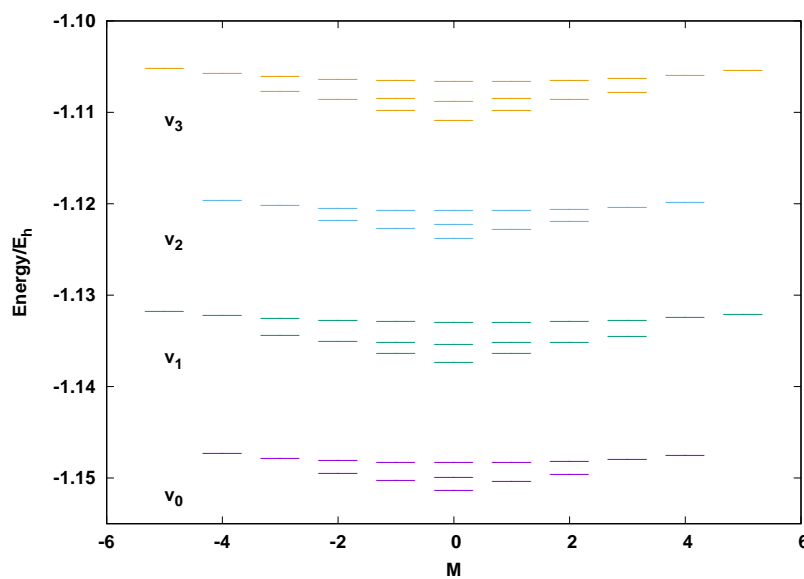


Figure 7: Rotational structure, up to  $L = 5$ , of the four lowest vibrational states of  $D_2$  in the presence of an external magnetic field of  $B = 0.2 B_0$ .

## 8. Conclusions

We have investigated the problem of the hydrogen molecule vibrating and rotating in the presence of an external magnetic field for the field strengths of  $B = 0.1, 0.15, 0.175$  a.u. and  $B = 0.2$  a.u. ( $4.7 \times 10^4$  T). It was shown that for  $B > B_{cr} = 0.178$  a.u.  $H_2$  exists in the form of two isolated hydrogen atoms with anti-parallel electron spins to the magnetic field direction. For magnetic fields larger than 12 a.u. the molecule gets bound in parallel configuration with  $^3\Pi_u$  as the ground state, see e.g. [16, 17].

Highly accurate variational calculations, based on a few-parameter physically adequate trial function, are carried out for inclined configurations, where the molecular axis forms an angle  $\theta$  with respect to the direction of a uniform constant magnetic field. We calculated diamagnetic and paramagnetic susceptibilities (for  $\theta = 45^\circ$  for the first time), they closely describe experimental data and agree very well with other calculations or are superior. The two-dimensional potential energy surfaces were built for magnetic fields for  $B = 0.1$  and  $0.2$  a.u. The parallel orientation of the  $H_2$  molecule with respect to the magnetic field is the most stable one even though the molecule becomes metastable for  $B = 0.2$  a.u. being in domain  $B > B_{cr}$ . This holds true also if the vibrational zero-point energy is taken into account. Though the rovibrational ground state is located well above the barrier to perpendicular orientation, the vibrating molecule remains in its parallel orientation. The lowest rovibrational states have then been calculated for the first time. Their energy values are reported for the four lowest vibrational states and rotational excitation up to  $M = 5$ , for both the  $H_2$  and  $D_2$  isotopologues.

## 9. Acknowledgements

The authors thank the high-performance computer centre ROMEO of the University of Reims Champagne-Ardenne, CRIANN of the Region of Normandy, France and cluster KAREN (ICN-UNAM, Mexico) for generous allowance of super-computer time. The research by J.C.L.V., D.J.N., A.V.T. is partially supported by CONACyT grant A1-S-17364 and DGAPA grant IN108815 (Mexico). This work was also supported by the Programme National de Planétologie (PNP) of CNRS/INSU, co-funded by CNES. Two of the authors A.A. and A.V.T. have the honor and the privilege to know closely Vladimir Tyuterev to whom this paper is dedicated.

## References

- [1] L. Woltjer, X-rays and type I supernova remnants., *Astrophys. J.* 140 (1964) 1309–1313. doi:10.1086/148028.
- [2] F. Pacini, Energy emission from a neutron star, *Nature* 216 (1967) 567–568. doi:10.1038/216567a0.
- [3] T. Gold, Rotating neutron stars as the origin of the pulsating radio sources, *Nature* 218 (1968) 731–732. doi:10.1038/218731a0.
- [4] P. Goldreich, W. H. Julian, Pulsar electrodynamics, *Astrophys. J.* 157 (1969) 869. doi:10.1086/150119.
- [5] E. García-Berro, M. Kilic, S. O. Kepler, Magnetic white dwarfs: Observations, theory and future prospects, *Int. J. Mod. Phys. D* 25 (2016) 1630005. doi:10.1142/S0218271816300056.
- [6] M. A. Ruderman, Matter in superstrong magnetic fields: the surface of a neutron star, *Phys. Rev. Lett.* 27 (1971) 1306–1308. doi:10.1103/PhysRevLett.27.1306.
- [7] B. B. Kadomtsev, V. S. Kudryavtsev, Molecules in an ultrastrong magnetic field, *Pis'ma Zh. Eksp. Teor. Fiz. [Sov. Phys. - JETP Lett.]* 13 (1971) 15–19, *Sov. Phys. - JETP Lett.* **13** (1971) 9-12 (English Translation).
- [8] B. B. Kadomtsev, V. S. Kudryavtsev, Matter in a superstrong magnetic field, *Zh. Eksp. Teor. Fiz. [Sov. Phys. - JETP]* 62 (1972) 144, *Sov. Phys. - JETP* **35** (1972) 76-80 (English Translation).
- [9] Y. P. Kravchenko, M. A. Liberman, B. Johansson, Exact solution for a hydrogen atom in a magnetic field of arbitrary strength, *Phys. Rev. A* 54 (1996) 287–305. doi:10.1103/PhysRevA.54.287.
- [10] A. V. Turbiner, J. C. López Vieyra, One-electron molecular systems in a strong magnetic field, *Physics Reports* 424 (2006) 309–396. doi:10.1016/j.physrep.2005.11.002.
- [11] A. V. Turbiner, Hydrogen molecule in a strong magnetic field, *Pis'ma Zh. Eksp. Teor. Fiz. [Sov. Phys. - JETP Lett.]* 38 (1983) 510–514, *JETP Lett.* **38** (1983) 618-622 (English Translation).

- [12] A. V. Turbiner, N. L. Guevara, J. C. López Vieyra,  $H_3^+$  molecular ion in a magnetic field: Linear parallel configuration, *Phys. Rev. A* 75 (2007) 053408. arXiv:physics/0606083, doi:10.1103/PhysRevA.75.053408.
- [13] H. Medel Cobaxin, A. Alijah, Vibrating  $H_3^+$  in a uniform magnetic field, *J. Phys. Chem. A* 117 (39) (2013) 9871–9881. arXiv:<http://pubs.acs.org/doi/pdf/10.1021/jp312856s>, doi:10.1021/jp312856s. URL <http://pubs.acs.org/doi/abs/10.1021/jp312856s>
- [14] A. V. Turbiner, J. C. López Vieyra, N. L. Guevara, Charged hydrogenic, helium, and helium-hydrogenic molecular chains in a strong magnetic field, *Phys. Rev. A* 81 (2010) 042503. doi:10.1103/PhysRevA.81.042503.
- [15] H. Medel Cobaxin, A. Alijah, J. C. López Vieyra, A. V. Turbiner,  $H_2^+$  in a weak magnetic field, *J. Phys. B* 48. doi:10.1088/0953-4075/48/4/045101.
- [16] T. Detmer, P. Schmelcher, F. K. Diakonov, L. S. Cederbaum, Hydrogen molecule in magnetic fields: The ground states of the  $\Sigma$ -manifold of the parallel configuration, *Phys. Rev. A* 56 (1997) 1825–1838. doi:10.1103/PhysRevA.56.1825.
- [17] T. Detmer, P. Schmelcher, L. S. Cederbaum, Hydrogen molecule in a magnetic field: The lowest states of the  $\Pi$ -manifold and the global ground state of the parallel configuration, *Phys. Rev. A* 57 (1998) 1767–1777. doi:10.1103/PhysRevA.57.1767.
- [18] A. V. Turbiner, The eigenvalue spectrum in quantum mechanics and the nonlinearization procedure, *Usp. Fiz. Nauk.* 144 (1984) 35–78, *Soviet Phys. – Uspekhi* 27 (1984) 668 (English Translation).
- [19] A. V. Turbiner, N. L. Guevara, A note about the ground state of the hydrogen molecule, *Collect. Czech. Chem. Commun.* 72 (2007) 164–170. doi:<https://doi.org/10.1135/cccc20070164>.
- [20] A. Genz, A. Malik, Remarks on algorithm 006: An adaptive algorithm for numerical integration over an  $N$ -dimensional rectangular region, *J. Comput. Appl. Math.* 6 (1980) 295–302. doi:[https://doi.org/10.1016/0771-050X\(80\)90039-X](https://doi.org/10.1016/0771-050X(80)90039-X).

- [21] J. S. Sims, S. A. Hagstrom, High precision variational calculations for the Born-Oppenheimer energies of the ground state of the hydrogen molecule, *J. Chem. Phys.* 124 (2006) 094101. doi:10.1063/1.2173250.
- [22] H. Olivares-Pilón, A. V. Turbiner,  $H_2^+$ , HeH and  $H_2$ : Approximating potential curves, calculating rovibrational states, *Annals of Physics* 393 (2018) 335–357. doi:10.1016/j.aop.2018.04.021.
- [23] A. Y. Potekhin, A. V. Turbiner, Hydrogen atom in a magnetic field: The quadrupole moment, *Phys. Rev. A* 63 (2001) 065402. doi:10.1103/PhysRevA.63.065402.
- [24] N. Ramsey, *Molecular Beams*, International series of monographs on physics, Oxford University Press, Oxford, 1956.  
URL [https://books.google.fr/books?id=T\\_7Hg08X7CMC](https://books.google.fr/books?id=T_7Hg08X7CMC)
- [25] J. P. Riley, W. T. Raynes, The octopole magnetizability of the hydrogen molecule, *Molecular Physics* 33 (1977) 631–634. doi:10.1080/00268977700100581.
- [26] W. Kolos, L. Wolniewicz, Potential-energy curves for the  $X^1\Sigma_g^+$ ,  $b^3\Sigma_u^+$ , and  $C^1\Pi_u$  states of the hydrogen molecule, *J. Chem. Phys.* 43 (1965) 2429–2441. doi:10.1063/1.1697142.
- [27] J. Rychlewski, Electric and magnetic properties for the ground and excited states of molecular hydrogen, in: J. Maruani (Ed.), *Molecules in Physics, Chemistry, and Biology. Vol. II. Physical aspects of molecular systems*, Kluwer Academic Publishers, (1988), pp. 207–255.
- [28] D. R. Pflug, W. E. Palke, B. Kirtman, Calculation of the magnetic susceptibility of  $H_2$  by the distinguishable electron method, *J. Chem. Phys.* 67 (1977) 1676–1683. doi:10.1063/1.435000.