
ENTANGLEMENT IN A 20-QUBIT SUPERCONDUCTING QUANTUM COMPUTER

Gary J. Mooney¹, Charles D. Hill¹, and Lloyd C.L. Hollenberg^{1,2}

¹School of Physics
University of Melbourne
Parkville 3020, AUSTRALIA
²lloydch@unimelb.edu.au

October 23, 2022

ABSTRACT

Towards realising larger scale quantum algorithms, the ability to prepare sizeable multi-qubit entangled states with full qubit control is used as a benchmark for quantum technologies. We investigate the extent to which entanglement is found within a prepared graph state on the 20-qubit superconducting quantum computer *IBM Q Poughkeepsie*. We prepared a graph state along a path consisting of all twenty qubits within *Poughkeepsie* and performed full quantum state tomography on all groups of four connected qubits along this path. We determined that each pair of connected qubits was inseparable and hence the prepared state was entangled. Additionally, a genuine multipartite entanglement witness was measured on all qubit subpaths of the graph state and we found genuine multipartite entanglement on chains of up to three qubits.

1 Introduction

Quantum entanglement describes non-classical correlations between different subsystems [1]. It is regarded as one of the key hallmarks separating quantum from classical systems. Its significance is fundamental, being the subject of the ‘spooky’ correlations noted by Einstein, Podolsky and Rosen (EPR) [2] and used by Bell [3, 4, 5] to rule out non-local hidden variable descriptions of quantum mechanics. More recently the utility of entanglement has become apparent, with quantum entanglement viewed as a useful *resource* to aid information processing tasks [6]. The simplest form of entanglement, EPR pairs, enable tasks such as quantum cryptography [7], super-dense coding [8], teleportation [9] and entanglement swapping [10, 11]. More complex, multi-qubit examples of entanglement enable one-way quantum computation [12], entanglement assisted error correction [13], and as a tomographic resource [14].

Quantum entanglement often is seen as a key ingredient if quantum computers are to demonstrate an advantage over classical computers. In particular, if a quantum system is not highly entangled it can often be simulated efficiently on a classical computer [15, 16, 17]. Multi-qubit entanglement is therefore a fundamental property for potential quantum computers to demonstrate, if they are to ultimately outperform classical computation [18]. To this end large multi-qubit entangled states have been demonstrated in a number of experimental systems. On systems with full qubit control, entanglement has been shown on up to a 16-qubit superconducting system [19] and a 20-qubit ion trap system [20, 21], while genuine multipartite entanglement has been shown on up to an 18-qubit photonic system [22], 12-photon system [23, 24] and 12-qubit superconducting system [25, 26]. Genuine multipartite entanglement has also been shown on arrays of up to 22 atomic ensembles however they are not convenient for the realisation of quantum computation [27].

Over the past few years, a series of quantum devices have been released by IBM that comprise of five to twenty superconducting qubits and can be accessed via their cloud service [28, 29]. Of particular interest here is the device *IBM Q Poughkeepsie*, which exhibits improved error rates over previous devices. In this paper we consider entanglement generation and quantification on the *Poughkeepsie* device. We show that *Poughkeepsie* can be fully entangled. To do this, the system was prepared into a graph state along a path through all twenty qubits and full quantum state to-

mography performed on all groups of four connected qubits along this path. Using these measurements, we evaluated the negativity [30, 31] to detect entanglement between each pair of qubits along the chain. By showing that *every* pair is entangled we conclude that the graph state is not separable and hence fully entangled. The magnitude of the entanglement measured between each pair of qubits in the graph state, and the number of qubits entangled, surpasses the entanglement previously measured between pairs within the 16-qubit *IBM Q Ruschlikon (ibmqx5)* quantum computer [19]. In addition, we consider *genuine multipartite entanglement* within the 20-qubit graph state. To quantify this, we make use of an entanglement witness [32], and show there is genuine multipartite entanglement on chains of three qubits.

2 Results

2.1 Entanglement Measures

A pure state ρ_p is *separable* if there exists a qubit bipartition A and B such that

$$\rho_p = \rho^A \otimes \rho^B, \quad (1)$$

where ρ^A and ρ^B are pure states of A and B respectively. A pure state is *entangled* if it is not separable. Similarly, a mixed state ρ over n qubits is separable (see Fig. 1a) if it can be expressed as a probabilistic mixture of separable pure states with respect to a fixed qubit bipartition A and B . That is,

$$\rho = \sum_i^N p_i \rho_i^A \otimes \rho_i^B, \quad (2)$$

where ρ_i^A and ρ_i^B are pure states of A and B , N is the number of pure states over all qubits in the composition and the probabilities satisfy $p_i \geq 0$ and $\sum_i p_i = 1$. A mixed state is entangled if it is not separable.

Entanglement between bipartitions A and B can be determined by calculating an entanglement measure [33, 34], such as the negativity, of the state. For a given state ρ , the negativity $\mathcal{N}(\rho)$ is given by

$$\mathcal{N}(\rho) := \sum_i \frac{|\lambda_i| - \lambda_i}{2}, \quad (3)$$

where λ_i are the eigenvalues of the partial transpose of ρ with respect to the system B [35]. If the negativity is greater than zero, then the two partitions are entangled. In the case of a 2-qubit mixed state, the negativity is zero if and only if the two qubits are separable [36]. So although other entanglement measures exist such as concurrence [37], for a 2-qubit system, the negativity alone is a sufficient condition.

For a state with more than two qubits, things are more complicated because each pure state can be separated into different partitions. A mixed state ρ is *biseparable* (see Fig. 1b) if it can be expressed as

$$\rho = \sum_i^N p_i \rho_i^{a_i} \otimes \rho_i^{b_i}, \quad (4)$$

where N is the number of pure states over all qubits in the composition, $\rho_i^{a_i}$ and $\rho_i^{b_i}$ are pure states of qubit bipartitions a_i and b_i , and probabilities satisfy $p_i \geq 0$ and $\sum_i p_i = 1$. An entangled mixed state is bipartite entangled if it is biseparable and genuine multipartite entangled otherwise as shown in Fig. 1c.

Detecting genuine multipartite entanglement using full quantum tomography can be a prohibitively expensive process. However, an *entanglement witness* [38], which is an observable that detects the presence of entanglement, can require far fewer measurements. An entanglement witness has a non-negative expectation value for all separable states and a negative value for some entangled states. A negative expectation value implies the presence of entanglement, however the converse is not necessarily true. Here, we use a genuine multipartite entanglement witness [32] which is defined on a graph state $|G_n\rangle$ of n qubits as

$$\mathcal{W}^{(G_n)} := (n-1)\mathbb{1} - \sum_i S_i^{(G_n)} \quad (5)$$

where $S_i^{(G_n)}$ is the i^{th} generator of the stabiliser group of $|G_n\rangle$.

To show that all qubits within a quantum computer can be entangled, we first aim to prepare them into a highly entangled state. We use the graph state since it has been shown to have entanglement that is more robust against

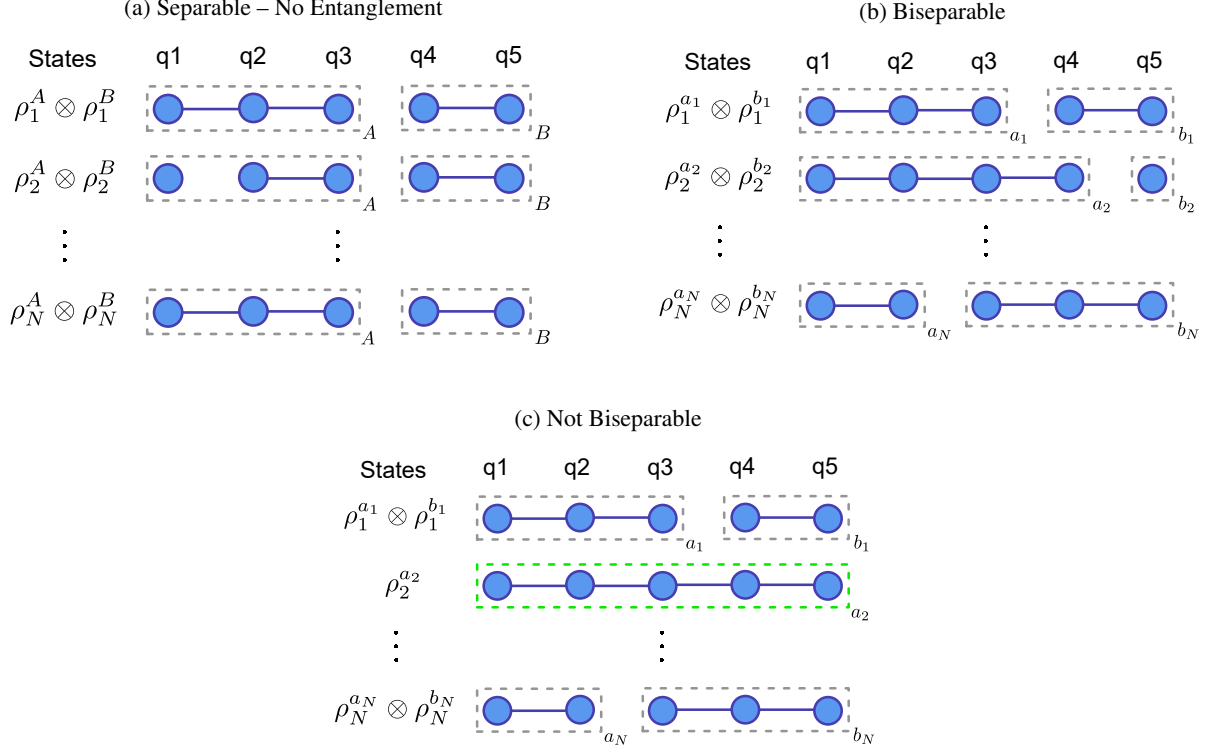


Figure 1: Multiqubit entanglement. A system is entangled if it is not separable. An entangled system is bipartite entangled if it is biseparable and genuinely multipartite entangled otherwise. Vertices represent qubits and edges represent two-qubit entanglement. N is the number of pure states over all qubits in a composition of a mixed state ρ . **(a)** A mixed state ρ is separable if and only if there exists a qubit bipartition A and B such that $\rho = \sum_i p_i \rho_i^A \otimes \rho_i^B$. **(b)** A mixed state ρ is biseparable if and only if for each state i there exists bipartitions a_i and b_i such that $\rho = \sum_i p_i \rho_i^{a_i} \otimes \rho_i^{b_i}$. **(c)** An example of a system that is not biseparable.

local measurements and noise than GHZ states [39]. A graph state is defined in relation to a graph where each qubit corresponds to a vertex and is prepared in the state $|+\rangle \equiv (|0\rangle + |1\rangle)/\sqrt{2}$, then controlled-phase gates are applied between adjacent qubits within the graph. The state is genuinely multipartite entangled in the absence of errors and decoherence. The resulting state has the form

$$|G_n\rangle = \prod_{(\alpha, \beta) \in E} CZ_{\beta}^{\alpha} |+\rangle^{\otimes n}, \quad (6)$$

where E is the edge set of the graph G_n corresponding to the n qubit graph state, and CZ_{β}^{α} represents a controlled-phase gate between adjacent qubits α and β . The set of generators of the stabiliser group, which we refer to as stabilisers, for the graph state can be written as

$$K_{\alpha} = X^{\alpha} \prod_{\beta \in N_{\alpha}} Z^{\beta}, \quad (7)$$

where N_{α} is the set of neighbouring qubits of α .

Graph states have the property that by projecting all but 2 qubits to the Z -basis we are in principle left with maximally entangled Bell states (up to local transformations). The entanglement between these remaining qubits may then be determined by measuring the negativity.

As an example, consider a 4-qubit graph state on qubits 1, 2, 3 and 4 which is stabilised by the operators

$$\begin{aligned} K_1 &= X_1 Z_2 I_3 I_4, \\ K_2 &= Z_1 X_2 Z_3 I_4, \\ K_3 &= I_1 Z_2 X_3 Z_4, \text{ and} \\ K_4 &= I_1 I_2 Z_3 X_4. \end{aligned} \quad (8)$$

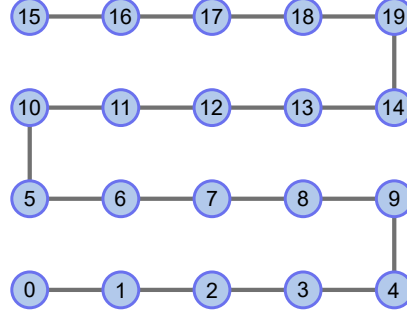


Figure 2: Embedded graph state within the *IBM Q Poughkeepsie* layout. Nodes represent qubits and edges represent two-qubit gates used to prepare the graph state. Actual layout connectivity is not shown.




Figure 3: (a) Circuit for the 20-qubit graph state. (b) The same circuit is reduced to CNOTs so that it can be directly performed on the quantum device without further optimisation.

Since K_1 anti-commutes with $Z_1 I_2 I_3 I_4$ while the other stabilisers commute, projecting qubit 1 onto the Z -basis corresponds to replacing K_1 with $K'_1 = (-1)^{m_1} Z_1 I_2 I_3 I_4$ [40] where $m_i \in \{0, 1\}$ is the projected state of qubit i . Similarly, projecting qubit 4 onto the Z -basis corresponds to replacing K_4 with $K'_4 = (-1)^{m_4} I_1 I_2 I_3 Z_4$. The stabilisers can then be simplified to

$$\begin{aligned} K_\beta &= (-1)^{m_1} X_2 Z_3, \text{ and} \\ K_\gamma &= (-1)^{m_4} Z_2 X_3, \end{aligned} \quad (9)$$

which stabilise the Bell states (up to local transformations)

$$\begin{aligned} \frac{1}{\sqrt{2}} [|0+\rangle_{2,3} \pm |1-\rangle_{2,3}], \\ \frac{1}{\sqrt{2}} [|1+\rangle_{2,3} \pm |0-\rangle_{2,3}]. \end{aligned} \quad (10)$$

Since the dimension of the Hilbert space doubles for each qubit, performing full quantum state tomography on a 20-qubit system would require approximately 3.5 billion measurements. However, to show that a graph state is entangled, we can show that for any given bipartition of the graph, qubits in one partition are entangled with those in the other. For a connected graph, any bipartition will have at least one qubit in one partition that has a neighbour in the other partition. Thus, if we can show that there is entanglement between every pair of connected qubits, then any two partitions must contain a qubit in one partition that is entangled with a qubit from the other partition. Using local operations, we project the pair into a Bell state, and then perform quantum tomography on each pair of connected qubits α and β with their neighbours N_α and N_β , then calculate the negativity between them to establish entanglement between each pair.

2.2 20-qubit Entanglement

The strategy to detect entanglement along a chain of qubits was implemented on physical hardware, specifically that of *IBM Q Poughkeepsie*. The device consists of 20 superconducting qubits that are capable of coherence times of $T_1, T_2 \sim 100 \mu\text{s}$ [41]. A path consisting of all qubits was embedded onto the device layout as shown in Fig 2 and a corresponding graph state was prepared using the circuit shown in Fig 3.

To determine that each pair of connected qubits are entangled, we perform full quantum state tomography on each quad – the pair and their neighbours – as described in the previous section. When constructing the tomography circuits, measurements that include the I basis can be post-processed, totalling just 3^n circuit configurations instead of the full 4^n configurations. A total of 2048 shots were used for each measurement. To ensure that the constructed density matrix has physical (non-negative) eigenvalues, the nearest physical state under the 2-norm is determined using the efficient procedure introduced by Smolin *et al.* [42].

The negativity for each Z -basis state projection was calculated and the results are plotted in Fig. 4 and tabulated in Fig. 5. The negativity ranges between 0 and 0.5 where 0 indicates no entanglement and 0.5 indicates maximum entanglement. There are four different, equally likely, outcomes for Z -measurements on the neighbouring qubits in the chain (and two different outcomes for the pairs at the end of each chain). Each of these measurement outcomes leads to a different Bell state, which, being noisy, can have a different negativity. Fig. 4 shows for every pair of neighbouring qubits in the chain (a) the negativity of the 00 projection/measurement result, (b) the maximum of the four negativities and (c) the mean of the four negativities. Our results, in all three cases, indicate that the *Poughkeepsie* device has been fully entangled.

The negativities for the zero state projection shown in Fig. 4a were used to compare entanglement with the previous results found within the 16-qubit *IBM Q Ruschlikon* (*ibmqx5*) device [19]. Rather than embedding a path, they embed a loop which has the benefit that instead of requiring all connected pairs to have statistically significant non-zero negativity, it allows up to one pair to have a non-significant value. For the 16-qubit graph state, 15 of the 16 connected pairs had statistically significant non-zero negativity, so we compare with those. We found that the magnitude of entanglement between pairs of qubits in the *IBM Q Poughkeepsie* device surpasses the *Ruschlikon* device. We found that the minimum and maximum negativities and 95% confidence intervals calculated on the *IBM Q Poughkeepsie* device were 0.082 (0.054, 0.103) and 0.329 (0.310, 0.349) while the *Ruschlikon* device had 0.034 (0.012, 0.053) and 0.241 (0.229, 0.261) respectively. The 95% confidence intervals are calculated using bootstrapping methods [43]. While the results imply entanglement in the 20-qubit system they do not allow us to rule out the possibility that the state is biseparable.

2.3 Genuine Multipartite Entanglement

To further investigate the entanglement and biseparability of the graph state, a genuine multipartite entanglement witness is measured. Using the tomography results obtained for the 20-qubit graph state, the genuine multipartite

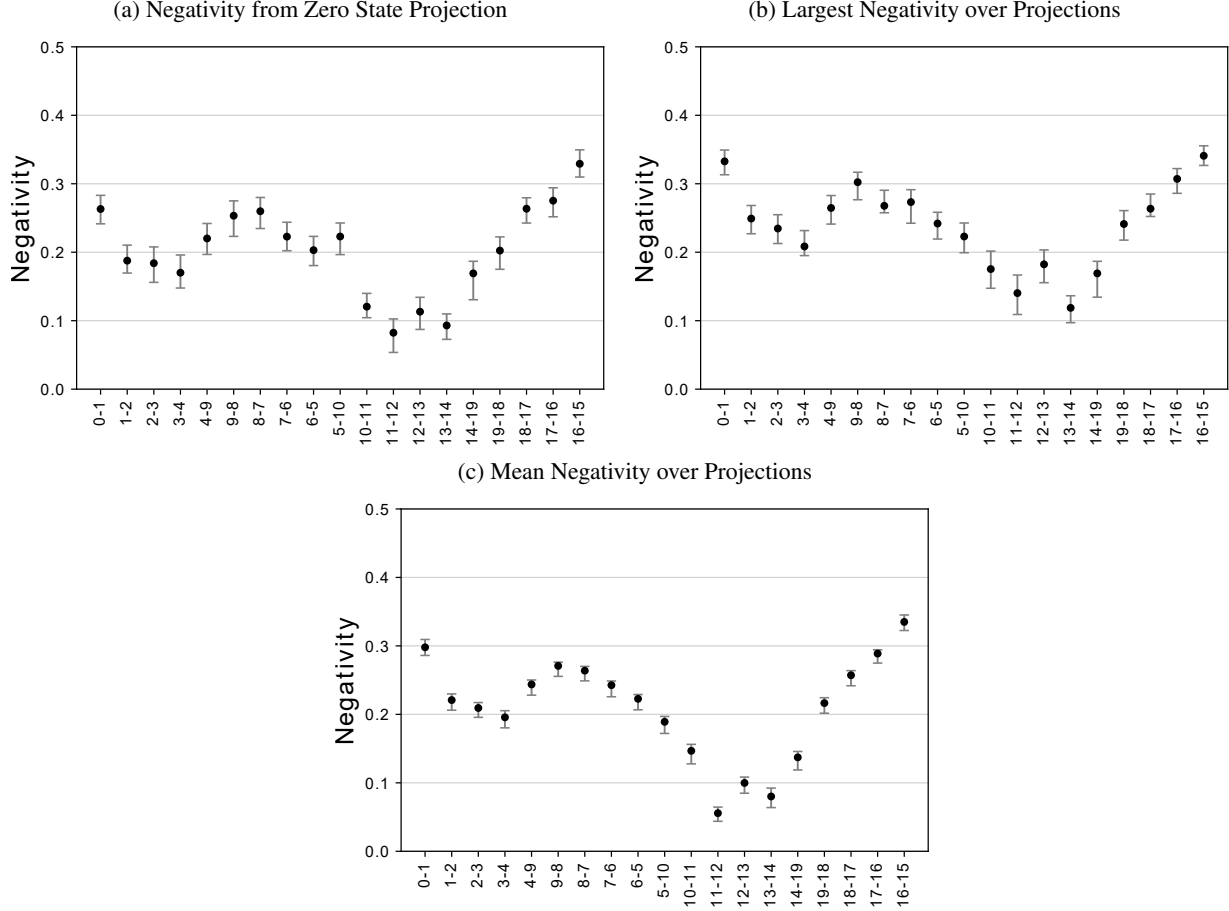


Figure 4: Graph state negativity values between connected pairs $i-j$ of qubits i and j . Negativity ranges between 0 and 0.5 where larger values represent more entanglement. The 95% confidence intervals are estimated using bootstrapping methods. (a) The neighbouring qubits are projected onto the zero state of the Z-basis. (b) The largest negativity of all combinations of neighbour projections onto the Z-basis. (c) The average negativity of all combinations of neighbour projections onto the Z-basis.

entanglement witness in Eq. 5 was calculated for all chains of qubits along the graph state. The results are shown in Fig. 6, where negative values imply genuine multipartite entanglement and the 95% confidence intervals are estimated using bootstrapping methods [43]. Up to 3-qubit chains were found to be genuinely multipartite entangled and are visually summarised in Fig. 7. A 4-qubit chain between qubits 15 and 18 was found to have a negative witness however was non-significant. Fig 6a shows all values below zero, while Fig 6b has non-significant and redundant values omitted for clarity, e.g. if (8-6) are genuinely multipartite entangled then (8-7) must also be genuinely multipartite entangled making the result for (8-7) redundant. The witness found no entanglement for all pairs of qubits between qubit 10 and 19 even though they were shown to be entangled by the negativity analysis. This is due to the witness detecting genuine multipartite entanglement in only some genuinely multipartite entangled states. However in the case of negativity, for all 2-qubit states, non-zero negativity is equivalent to entanglement. These results are inconclusive as to whether the graph state is genuinely multipartite entangled. To investigate further, a more tailored experiment could be used such as calculating the fidelity of a GHZ state [44].

3 Discussion

By preparing a graph state along a path consisting of all 20 qubits within the *IBM Q Poughkeepsie* device, we were able to determine that entanglement is present between any bipartition of the system in this state. To do this we performed full quantum state tomography over each connected pair and neighbours. By calculating the negativity between every pair, we determined that each pair possessed non-zero entanglement. We found that the level of entanglement of the full system surpasses previous results found in the 16-qubit *IBM Q Ruschlikon (ibmqx5)* device [19]. Additionally, we

Qubit pairs	Zero state projection	Largest over projections	Mean over projections
15-16	0.329 (0.310, 0.349)	0.341 (0.327, 0.355)	0.335 (0.322, 0.345)
16-17	0.275 (0.252, 0.294)	0.307 (0.286, 0.322)	0.289 (0.275, 0.294)
17-18	0.264 (0.243, 0.280)	0.264 (0.252, 0.285)	0.257 (0.242, 0.264)
18-19	0.202 (0.175, 0.222)	0.241 (0.218, 0.261)	0.216 (0.202, 0.224)
19-14	0.169 (0.131, 0.187)	0.169 (0.134, 0.187)	0.137 (0.119, 0.146)
14-13	0.093 (0.073, 0.110)	0.119 (0.097, 0.136)	0.080 (0.064, 0.092)
13-12	0.113 (0.087, 0.134)	0.182 (0.156, 0.203)	0.100 (0.085, 0.108)
12-11	0.082 (0.054, 0.103)	0.140 (0.109, 0.167)	0.056 (0.044, 0.065)
11-10	0.121 (0.104, 0.140)	0.175 (0.147, 0.202)	0.147 (0.128, 0.156)
10-5	0.223 (0.197, 0.243)	0.223 (0.199, 0.243)	0.189 (0.172, 0.197)
5-6	0.203 (0.181, 0.223)	0.242 (0.219, 0.258)	0.223 (0.207, 0.229)
6-7	0.223 (0.202, 0.244)	0.273 (0.242, 0.291)	0.243 (0.226, 0.249)
7-8	0.260 (0.235, 0.280)	0.268 (0.258, 0.290)	0.264 (0.249, 0.270)
8-9	0.253 (0.223, 0.275)	0.302 (0.277, 0.317)	0.271 (0.255, 0.276)
9-4	0.220 (0.197, 0.242)	0.265 (0.241, 0.283)	0.244 (0.228, 0.250)
4-3	0.170 (0.148, 0.196)	0.208 (0.195, 0.232)	0.196 (0.180, 0.205)
3-2	0.184 (0.156, 0.208)	0.235 (0.213, 0.255)	0.209 (0.196, 0.217)
2-1	0.188 (0.170, 0.210)	0.249 (0.227, 0.268)	0.221 (0.206, 0.230)
1-0	0.263 (0.241, 0.283)	0.333 (0.313, 0.349)	0.298 (0.286, 0.309)

Figure 5: Graph state negativity between connected pairs i - j of qubits i and j and 95% confidence intervals estimated using bootstrapping methods. The zero state projection column refers to negativity values for qubit pairs with their neighbours projected onto the zero state of the Z -basis (shown in Fig. 4a). The largest over projections column refers to the largest negativity over projecting neighbours onto each state of the Z -basis (shown in Fig. 4b). The mean over projections column refers to the mean negativity over projecting neighbours onto each state of the Z -basis (shown in Fig. 4c).

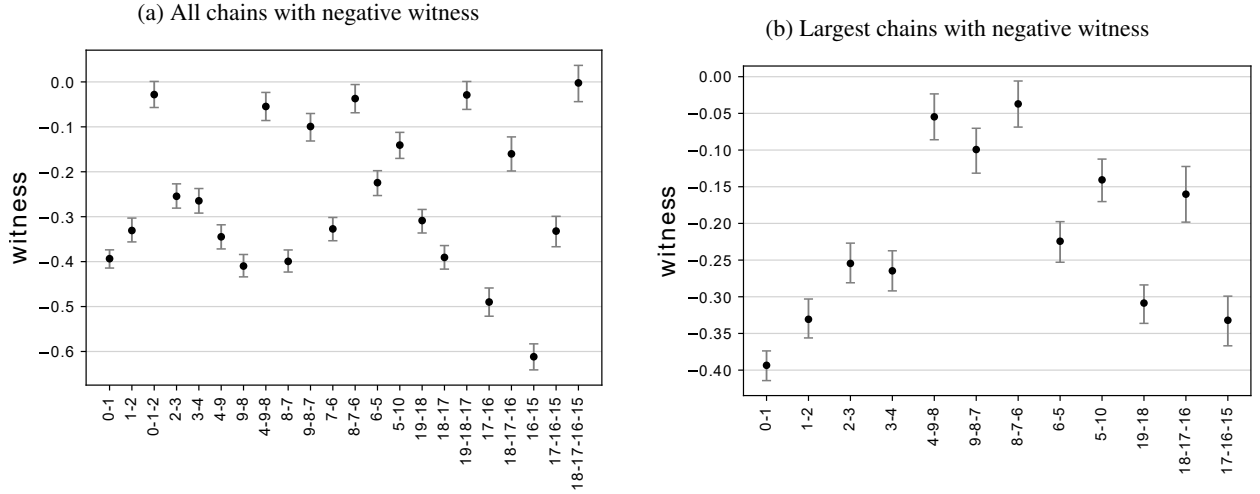


Figure 6: Genuine multipartite entanglement witness expectation values calculated on the full 20-qubit graph state, where i -...- j denotes the qubit chain between qubits i and j . Negative values imply genuine multipartite entanglement. Values that are above zero have been omitted for readability. Up to 3-qubit chains were found to be genuinely multipartite entangled and are visually summarised in Fig. 7. A 4-qubit chain between qubits 15 and 18 was found to have a negative value but was non-significant. The 95% confidence intervals are estimated using bootstrapping methods. (a) Values that are above zero have been omitted for readability. (b) Values that are non-significant or redundant have been omitted, e.g. if 8-7-6 are genuinely multipartite entangled then 8-7 must also be genuinely multipartite entangled making the result for 8-7 redundant.

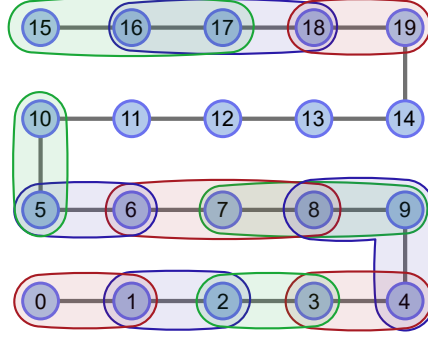


Figure 7: Regions of genuine multipartite entanglement found within the 20-qubit graph state using an entanglement witness. There were 5 chains of 3 qubits that were found to be genuinely multipartite entangled. The witness expectation values are shown in Fig. 6. The colours are only used to help visually distinguish group.

calculated a genuine multipartite entanglement witness along all qubit subpaths of the 20-qubit graph state, finding genuine multipartite entanglement in up to 3-qubit chains.

Acknowledgements

We would like to thank Anna Phan and Frank Suits for reading through this paper and providing valuable feedback.

References

- [1] Ryszard Horodecki, Paweł Horodecki, Michał Horodecki, and Karol Horodecki. Quantum entanglement. *Reviews of modern physics*, 81(2):865, 2009.
- [2] Albert Einstein, Boris Podolsky, and Nathan Rosen. Can quantum-mechanical description of physical reality be considered complete? *Physical review*, 47(10):777, 1935.
- [3] John S Bell. On the einstein podolsky rosen paradox. *Physics Physique Fizika*, 1(3):195, 1964.
- [4] Alain Aspect, Jean Dalibard, and Gérard Roger. Experimental test of bell’s inequalities using time-varying analyzers. *Physical review letters*, 49(25):1804, 1982.
- [5] Bas Hensen, Hannes Bernien, Anaïs E Dréau, Andreas Reiserer, Norbert Kalb, Machiel S Blok, Just Ruitenberg, Raymond FL Vermeulen, Raymond N Schouten, Carlos Abellán, et al. Loophole-free bell inequality violation using electron spins separated by 1.3 kilometres. *Nature*, 526(7575):682, 2015.
- [6] William K Wootters. Quantum entanglement as a quantifiable resource. *Philosophical Transactions of the Royal Society of London. Series A: Mathematical, Physical and Engineering Sciences*, 356(1743):1717–1731, 1998.
- [7] Artur K Ekert. Quantum cryptography based on bell’s theorem. *Physical review letters*, 67(6):661, 1991.
- [8] Charles H Bennett and Stephen J Wiesner. Communication via one-and two-particle operators on einstein-podolsky-rosen states. *Physical review letters*, 69(20):2881, 1992.
- [9] Charles H Bennett, Gilles Brassard, Claude Crépeau, Richard Jozsa, Asher Peres, and William K Wootters. Teleporting an unknown quantum state via dual classical and einstein-podolsky-rosen channels. *Physical review letters*, 70(13):1895, 1993.
- [10] Bernard Yurke and David Stoler. Bell’s-inequality experiments using independent-particle sources. *Physical Review A*, 46(5):2229, 1992.
- [11] Marek Żukowski, Anton Zeilinger, Michael A Horne, and Artur K Ekert. “event-ready-detectors”bell experiment via entanglement swapping. *Physical Review Letters*, 71(26):4287, 1993.
- [12] Robert Raussendorf and Hans J Briegel. A one-way quantum computer. *Physical Review Letters*, 86(22):5188, 2001.
- [13] Todd Brun, Igor Devetak, and Min-Hsiu Hsieh. Correcting quantum errors with entanglement. *science*, 314(5798):436–439, 2006.
- [14] Tomohisa Nagata, Ryo Okamoto, Jeremy L O’Brien, Keiji Sasaki, and Shigeki Takeuchi. Beating the standard quantum limit with four-entangled photons. *Science*, 316(5825):726–729, 2007.

- [15] Guifré Vidal. Efficient classical simulation of slightly entangled quantum computations. *Physical review letters*, 91(14):147902, 2003.
- [16] Frank Verstraete and J Ignacio Cirac. Renormalization algorithms for quantum-many body systems in two and higher dimensions. *arXiv preprint cond-mat/0407066*, 2004.
- [17] Frank Verstraete, Valentin Murg, and J Ignacio Cirac. Matrix product states, projected entangled pair states, and variational renormalization group methods for quantum spin systems. *Advances in Physics*, 57(2):143–224, 2008.
- [18] John Preskill. Quantum computing and the entanglement frontier. *arXiv preprint arXiv:1203.5813*, 2012.
- [19] Yuanhao Wang, Ying Li, Zhang-qi Yin, and Bei Zeng. 16-qubit IBM universal quantum computer can be fully entangled. *npj Quantum Information*, 2018.
- [20] Nicolai Friis, Oliver Marty, Christine Maier, Cornelius Hempel, Milan Holzäpfel, Petar Jurcevic, Martin B Plenio, Marcus Huber, Christian Roos, Rainer Blatt, et al. Observation of entangled states of a fully controlled 20-qubit system. *Physical Review X*, 8(2):021012, 2018.
- [21] Thomas Monz, Philipp Schindler, Julio T Barreiro, Michael Chwalla, Daniel Nigg, William A Coish, Maximilian Harlander, Wolfgang Hänsel, Markus Hennrich, and Rainer Blatt. 14-qubit entanglement: Creation and coherence. *Physical Review Letters*, 106(13):130506, 2011.
- [22] Xi-Lin Wang, Yi-Han Luo, He-Liang Huang, Ming-Cheng Chen, Zu-En Su, Chang Liu, Chao Chen, Wei Li, Yu-Qiang Fang, Xiao Jiang, et al. 18-qubit entanglement with six photons’ three degrees of freedom. *Physical Review Letters*, 120(26):260502, 2018.
- [23] Han-Sen Zhong, Yuan Li, Wei Li, Li-Chao Peng, Zu-En Su, Yi Hu, Yu-Ming He, Xing Ding, Weijun Zhang, Hao Li, et al. 12-photon entanglement and scalable scattershot boson sampling with optimal entangled-photon pairs from parametric down-conversion. *Physical Review Letters*, 121(25):250505, 2018.
- [24] Xi-Lin Wang, Luo-Kan Chen, Wei Li, H-L Huang, Chang Liu, Chao Chen, Y-H Luo, Z-E Su, Dian Wu, Z-D Li, et al. Experimental ten-photon entanglement. *Physical review letters*, 117(21):210502, 2016.
- [25] Ming Gong, Ming-Cheng Chen, Yarui Zheng, Shiyu Wang, Chen Zha, Hui Deng, Zhiguang Yan, Hao Rong, Yulin Wu, Shaowei Li, Fusheng Chen, Youwei Zhao, Futian Liang, Jin Lin, Yu Xu, Cheng Guo, Lihua Sun, Anthony D. Castellano, Haohua Wang, Chengzhi Peng, Chao-Yang Lu, Xiaobo Zhu, and Jian-Wei Pan. Genuine 12-qubit entanglement on a superconducting quantum processor. *Phys. Rev. Lett.*, 122:110501, Mar 2019.
- [26] Chao Song, Kai Xu, Wuxin Liu, Chui-ping Yang, Shi-Biao Zheng, Hui Deng, Qiwei Xie, Keqiang Huang, Qiujiang Guo, Libo Zhang, et al. 10-qubit entanglement and parallel logic operations with a superconducting circuit. *Physical review letters*, 119(18):180511, 2017.
- [27] Yunfei Pu, Yukai Wu, Nan Jiang, Wei Chang, Chang Li, Sheng Zhang, and Luming Duan. Experimental entanglement of 25 individually accessible atomic quantum interfaces. *Science advances*, 4(4):eaar3931, 2018.
- [28] IBM. IBM makes quantum computing available on IBM cloud to accelerate innovation, 2016. Accessed 13 March 2019.
- [29] IBM-Q. IBM Q experience, 2019. Accessed 18 February 2019.
- [30] Martin B Plenio and Shashank Virmani. An introduction to entanglement measures. *Quantum Info. Comput.*, 7(1):1–51, January 2007.
- [31] Matthias Christandl. The structure of bipartite quantum states-insights from group theory and cryptography. *arXiv preprint quant-ph/0604183*, 2006.
- [32] Géza Tóth and Otfried Gühne. Entanglement detection in the stabilizer formalism. *Physical Review A*, 72(2):022340, 2005.
- [33] Vlatko Vedral, Martin B Plenio, Michael A Rippin, and Peter L Knight. Quantifying entanglement. *Physical Review Letters*, 78(12):2275, 1997.
- [34] Guifré Vidal. Entanglement monotones. *Journal of Modern Optics*, 47(2-3):355–376, 2000.
- [35] Guifré Vidal and Reinhard F Werner. Computable measure of entanglement. *Physical Review A*, 65(3):032314, 2002.
- [36] M Horedecki, P Horodecki, and R Horodecki. Separability of mixed states: necessary and sufficient conditions. *Phys. Lett. A*, 223:1–8, 1996.
- [37] William K Wootters. Entanglement of formation of an arbitrary state of two qubits. *Physical Review Letters*, 80(10):2245, 1998.

- [38] Barbara M Terhal. Bell inequalities and the separability criterion. *Physics Letters A*, 271(5-6):319–326, 2000.
- [39] Hans J Briegel and Robert Raussendorf. Persistent entanglement in arrays of interacting particles. *Physical Review Letters*, 86(5):910, 2001.
- [40] Michael A Nielsen and Isaac Chuang. Quantum computation and quantum information, 2002.
- [41] Jay Gambetta and Sarah Sheldon. Cramming more power into a quantum device, 2019. Accessed 5 March 2019.
- [42] John A Smolin, Jay M Gambetta, and Graeme Smith. Efficient method for computing the maximum-likelihood quantum state from measurements with additive gaussian noise. *Physical Review Letters*, 108(7):070502, 2012.
- [43] Bradley Efron and Robert Tibshirani. Bootstrap methods for standard errors, confidence intervals, and other measures of statistical accuracy. *Statistical science*, pages 54–75, 1986.
- [44] Otfried Gühne and Géza Tóth. Entanglement detection. *Physics Reports*, 474(1-6):1–75, 2009.