

Identification of intrinsic long-range degree correlations in complex networks

Yuka Fujiki* and Kousuke Yakubo†

Department of Applied Physics, Hokkaido University, Sapporo 060-8628, Japan

(Dated: April 24, 2019)

Many real-world networks exhibit degree-degree correlations between nodes separated by more than one step. Such long-range degree correlations (LRDCs) can be fully described by one joint and four conditional probability distributions with respect to degrees of two randomly chosen nodes and shortest path distance between them. While LRDCs are induced by nearest-neighbor degree correlations (NNDCs) between adjacent nodes, some networks possess intrinsic LRDCs which cannot be generated by NNDCs. Here we develop a method to extract intrinsic LRDC in a correlated network by comparing the probability distributions for the given network with those for nearest-neighbor correlated random networks. We also demonstrate the utility of our method by applying it to several real-world networks.

PACS numbers: 89.75.Hc, 89.75.Fb, 02.70.Rr

I. INTRODUCTION

A network representation is one of the most general and efficient ways to describe systems consisting of elements interacting with each other [1–3]. In many networks for real-world complex systems, the number of edges from a node, namely degree, widely fluctuates from node to node and often obeys a power-law distribution [4]. Such broad distributions of degrees may bring about distinctive complexity into networks, that is, correlations between degrees of two nodes [5]. Previous works on degree correlations have focused mainly on nearest neighbor degree correlations (NNDCs) between adjacent nodes, because NNDCs in complex networks influence their structural features [6, 7] and dynamical properties [8, 9]. In recent years, however, it has been elucidated that long-range degree correlations (LRDCs) beyond nearest neighbor nodes are deeply related to various properties of networks. In fractal complex networks like the World Wide Web, for example, highly connected (hub) nodes repel each other over long shortest path distances [10]. Distances between hub nodes are known to play an important role also in the spreading of congestion [11], the existence of an epidemic threshold [12], and other properties of functional networks [13, 14]. These properties cannot be explained by NNDC. For quantifying such long-range correlations systematically, a framework to analyze LRDCs in complex networks has recently been formulated by introducing several probability distributions describing LRDC [15]. By comparing the probability distributions for a given network with those for the corresponding random networks with the same degree distribution, one can prove the existence of LRDC in the network and obtain detailed information on the LRDC.

It should be emphasized that NNDC generally induces LRDC. Let us consider, for example, a network in which

nodes are randomly connected under the condition that high degree nodes are preferably connected to low degree nodes (disassortative mixing), as shown in Fig. 1. In this network, two nodes with similar degrees are always separated by an even number of the shortest path distance l . This implies that the network shows long-range assortative mixing at $l = 2, 4, \dots$. Such an *extrinsic* LRDC induced by NNDC can also be understood from the fact that maximally assortative or disassortative networks display community structures [6]. In order to extract the influence of LRDCs on structural or dynamical properties of networks separately from the influence of NNDCs, we must identify *intrinsic* LRDCs that cannot be produced by NNDCs. The previous method [15], however, does not allow us to distinguish intrinsic LRDCs from extrinsic ones. We provide, in this paper, a method to discriminate between extrinsic and intrinsic LRDCs in a correlated network. To this end, we calculate the probability distributions describing LRDCs in nearest-neighbor correlated random networks (NNCRNs) which are maximally randomized networks under the constraint that NNDC is specified. One can identify intrinsic LRDC in a network by comparing the probability distributions with those for its corresponding NNCRNs having the same NNDC as the original network. We also demonstrate the utility of our method by applying it to several real-world networks.

The rest of this paper is organized as follows. In Sec. II, we briefly summarize the previous work [15] regarding the general description of LRDCs. Examples of extrinsic

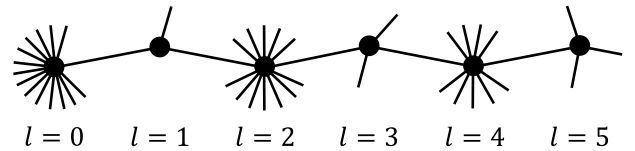


FIG. 1. Schematic view of a node chain in a disassortative network. Two nodes separated by an even (odd) distance have similar (dissimilar) degrees.

* y-fujiki@eng.hokudai.ac.jp

† yakubo@eng.hokudai.ac.jp

LRDCs induced by NNDCs are clearly shown by means of the probability distributions. In Sec. III, we present the mean-field calculation of the probability distributions for NNCRNs in order to extract intrinsic LRDCs. We demonstrate, in Sec. IV, how to interpret the observed LRDCs by applying our method to several real-world networks. Finally, we conclude in Sec. V.

II. IDENTIFICATION OF LONG-RANGE DEGREE CORRELATIONS

In this section, we briefly explain the way to describe LRDCs and to judge the existence of them in complex networks, according to the previous work [15]. We also demonstrate that NNDC inevitably induces LRDC even in a network with no intrinsic LRDCs.

A. Description of LRDC

A general pairwise LRDC can be described by the joint probability distribution $P(k, k', l)$ that two randomly chosen nodes have degrees k and k' and the shortest path distance between them is l . Let us assume that $P(k, k', l)$ is defined also for pairs of identical nodes ($l = 0$) and for disconnected node pairs. Thus, $P(k, k', l)$ is normalized as $\sum_{k, k', l} P(k, k', l) = 1$, where the summation over l includes $l = 0$ and the virtual distance (denoted by l_∞) between disconnected pairs. If the distribution $\tilde{P}(k, k', l)$ defined only for connected pairs is required, one can construct it from $P(k, k', l)$ as $\tilde{P}(k, k', l) = P(k, k', l) / \sum_{k, k'} \sum'_{l=1} P(k, k', l)$, where \sum'_l does not include $l = l_\infty$. In addition to the joint probability, it is convenient to introduce four conditional probability distributions $P(l|k, k')$, $P(k'|k, l)$, $P(k, k'|l)$, and $P(k', l|k)$ which are defined by

$$P(l|k, k') = \frac{P(k, k', l)}{\sum_l P(k, k', l)}, \quad (1a)$$

$$P(k'|k, l) = \frac{P(k, k', l)}{\sum_{k'} P(k, k', l)}, \quad (1b)$$

$$P(k, k'|l) = \frac{P(k, k', l)}{\sum_{k, k'} P(k, k', l)}, \quad (1c)$$

$$P(k', l|k) = \frac{P(k, k', l)}{\sum_{k', l} P(k, k', l)}. \quad (1d)$$

The meanings of these probability distributions are obvious. The probability $P(l|k, k')$, for example, is the shortest path distance distribution between nodes of degrees k and k' , $P(k'|k, l)$ is the degree distribution of a node separated by l from a node of degree k , and so on. LRDC in a network can be characterized by one of these five probability distributions. We should note that $P(k, k', l)$, $P(l|k, k')$, and $P(k', l|k)$ are meaningless for

networks with infinitely large components, because these distributions are always zero for finite l .

The above probability distributions also describe degree correlation between nearest-neighbor nodes. It is well understood that NNDC is captured by the joint probability $P_{nn}(k, k')$ that two end nodes of a randomly chosen edge have the degrees k and k' or the conditional probability $P_{nn}(k'|k)$ that a node adjacent to a randomly chosen node of degree k has the degree k' [16, 17]. These probability distributions $P_{nn}(k, k')$ and $P_{nn}(k'|k)$ are equivalent to $P(k, k'|l = 1)$ and $P(k'|k, l = 1)$, respectively. In this context, the probability distributions describing LRDC are a natural extension of $P_{nn}(k, k')$ and $P_{nn}(k'|k)$. In fact, the well-known relation $P_{nn}(k'|k) = P_{nn}(k, k') / \sum_{k'} P_{nn}(k, k')$ is a special case of $P(k'|k, l) = P(k, k'|l) / \sum_{k'} P(k, k'|l)$.

Using the joint and conditional probability distributions, we can define various useful indices reflecting specific aspects of LRDC. For example, the average degree of the l th neighbor nodes of a node of degree k is defined by

$$k_l(k) = \sum_{k'} k' P(k'|k, l), \quad (2)$$

which is an extension of the average degree of neighbors of a node of degree k , $k_{nn}(k) = \sum_{k'} k' P_{nn}(k'|k)$ [18]. Another example is the average shortest path distance between two nodes of degrees k and k' , which is defined by

$$\langle l(k, k') \rangle = \sum_l l \tilde{P}(l|k, k'), \quad (3)$$

where $\tilde{P}(l|k, k') = P(l|k, k') / \sum'_{l=1} P(l|k, k')$ is the distribution defined only for connected pairs. By means of this index, we can discuss long-range repulsive or attractive correlation between hub nodes. Besides the above, many indices characterizing NNDCs, such as assortativity [5], can be extended for LRDCs [19, 20].

B. Existence of LRDC

A network has LRDC if the probability distributions for the network are different from those for a *long-range uncorrelated network* with the same degree distribution. In the case of nearest-neighbor uncorrelated networks, the joint probability satisfies $P_{nn}(k, k') = Q_{nn}(k)Q_{nn}(k')$, where $Q_{nn}(k) = kP(k)/\langle k \rangle$ is the probability that one end node of a randomly chosen edge has the degree k , $P(k)$ is the degree distribution, and $\langle k \rangle$ is the average degree. Analogously, a long-range uncorrelated network is considered to be defined as a network for which the relation

$$P(k, k'|l) = Q(k|l)Q(k'|l), \quad (4)$$

is satisfied for any l , where $Q(k|l) = \sum_{k'} P(k, k'|l)$ is the probability that one node of a randomly chosen node

pair separated by l from each other has the degree k . The condition of Eq. (4) can be established if the network size is infinite, while $P(k, k', l)$, $P(l|k, k')$, and $P(k', l|k)$ are meaningless in such networks. In finite networks, in contrast, the finite-size effect prevents to hold Eq. (4) even in random networks. It is, however, rather practically important to compare LRDC in a given network with that in a random network with the same size and the same degree distribution. Hereafter, a network G is regarded to have LRDC if the probability distributions for G differ from those for the corresponding random network. We denote the probability distribution functions for random networks by adding the subscript 0.

One can analytically calculate the five probability distributions for a random network with a given size N and a given degree distribution $P(k)$ within the mean-field approximation [15, 21]. In this theory, the shortest path distance distribution $P_0(l|k, k')$ between nodes of degrees k and k' is first computed, then the joint probability distribution $P_0(k, k', l)$ is calculated from the general relation $P_0(k, k', l) = P(k)P(k')P_0(l|k, k')$. Furthermore, Eq. (1) presents the other three conditional probability distributions. Details of the calculations will be explained in Sec. III. The accuracy of the above theoretical calculation is basically quite high, while it becomes relatively poor if the random network is very close to the percolation transition because the mean-field theory assumes a narrow distribution of component sizes. The existence of LRDC in a network G can be proven by comparing $P(k, k', l)$ (or other distributions) for G with $P_0(k, k', l)$ calculated theoretically for the corresponding random network with the same N and the same $P(k)$ as G .

C. Extrinsic LRDC

Within the above framework, it has been revealed that many real-world networks exhibit LRDCs [15]. As mentioned in Sec. I, observed degree correlations, however, include extrinsic LRDCs which are purely generated by NNDCs. Here we demonstrate numerically how NNDCs induce LRDCs. For this purpose, we prepare nearest-neighbor correlated random networks (NNCRNs) in which nodes are randomly connected while a specific NNDC is preserved. More specifically, we first rewire, referring to the procedure adopted in [6], edges in an Erdős-Rényi random graph to increase or decrease the Spearman's rank correlation coefficient ϱ defined by [22]

$$\varrho = \frac{\sum_{k,k'} R_k R_{k'} P_{\text{nn}}(k, k') - [\sum_k R_k Q_{\text{nn}}(k)]^2}{\sum_k R_k^2 Q_{\text{nn}}(k) - [\sum_k R_k Q_{\text{nn}}(k)]^2}, \quad (5)$$

where R_k given by [23]

$$R_k = \frac{NkP(k) + 1}{2} + N \sum_{k'=0}^{k-1} k' P(k'), \quad (6)$$

is the rank of the degree k . The correlation coefficient ϱ has a similar meaning to assortativity r [5], but does

work well even for heterogeneous networks with the diverging third-order moment of the degree distribution, unlike the case of r . When ϱ becomes a desired value, the assortative/disassortative rewiring operation is switched to a random rewiring procedure while keeping $P_{\text{nn}}(k, k')$. After a sufficient number of random rewiring operations, we have an assortative/disassortative NNCRN with the same degree distribution as the initial Erdős-Rényi random graph.

Figure 2 represents the probability distribution $P(k, k'|l)$ measured for NNCRNs which are numerically prepared by the above method. The network size is $N = 1,000$ and the average degree is set as $\langle k \rangle = 5.0$. The distribution $P(k, k'|l)$ is averaged over 100 samples. The upper five panels show the results for the assortative NNCRN with $\varrho = 0.8$ as functions of k and k' for $l = 1$ to 5 (from left to right). The distribution $P(k, k'|l = 1)$ clearly indicates a strong positive correlation between k and k' . This tendency is found up to about $l = 3$ but becomes weaker as l increases. For $l = 5$, in contrast, $P(k, k'|l)$ displays weak negative degree correlation caused by the reaction of assortative mixing for $l \leq 3$. The results for the disassortative NNCRN with $\varrho = -0.8$ are shown in the lower panels. These results demonstrate that the sign of the correlation between k and k' alternately changes as l is incremented. This behavior of $P(k, k'|l)$ can be easily understood from Fig. 1. Assortative and disassortative degree correlations shown in Fig. 2 for $l \geq 2$ are purely induced by NNDCs, namely, extrinsic LRDCs. The purpose of this work is to distinguish between extrinsic and intrinsic LRDCs in a network with both types of correlations.

III. MEAN-FIELD ANALYSIS

As LRDC in a given network is detected by comparing its probability distributions with those for the corresponding random network, we can identify intrinsic LRDC by comparing with those for the corresponding NNCRN with the same size and the same NNDC. In this section, we analytically calculate the probability distributions for an NNCRN with a given size N and a given $P_{\text{nn}}(k, k')$ within the mean-field approximation and the local-tree approximation. Hereafter, we denote the probability distribution functions for NNCRNs by adding the subscript 1.

We first focus on the shortest path distance distribution $P_1(l|k, k')$ between nodes of degrees k and k' . Such a distribution for a connected NNCRN has been calculated by Melnik and Gleeson [21]. The distribution $P_1(l|k, k')$ for a network with multiple components can be calculated by extending their argument. As mentioned in Sec. II A, $P_1(l|k, k')$ is normalized with respect to l including $l = 0$ and the virtual distance (l_∞) between disconnected pairs. In order to calculate $P_1(l|k, k')$ both for connected and disconnected node pairs, let us introduce the cumulative probability $\rho(l|k, k') = \sum_{l'=0}^l P_1(l'|k, k')$ only for $l \neq l_\infty$.




FIG. 2. Contour plots of the probability distribution $P(k, k'|l)$ for NNCRNs with $q = 0.8$ (upper panels), 0.0 (middle panels), and -0.8 (lower panels) as functions of k and k' for $l = 1$ to 5 . The degree sequence is the same as that of Erdős-Rényi random graphs with $N = 1,000$ and $\langle k \rangle = 5.0$.

This probability is expressed by

$$\rho(l|k, k') = 1 - \left[1 - \frac{\delta_{kk'}}{NP(k)} \right] [1 - \bar{q}(l-1|k, k')]^k, \quad (7)$$

where $\bar{q}(l|k, k')$ is the probability that an adjacent node of a randomly chosen node i_k of degree k lies within the distance l from a specific node $j_{k'}$ of degree k' , and $\bar{q}(-1|k, k') = 0$. The prefactor $[1 - \delta_{kk'}/NP(k)]$ represents the probability that the node i_k does not coincide with the node $j_{k'}$. Thus, the right-hand side of Eq. (7) is the probability that at least one of k adjacent nodes of i_k ($\neq j_{k'}$) lies within the distance $l-1$ from $j_{k'}$. From the definition, the probability $\bar{q}(l|k, k')$ is given by [21]

$$\bar{q}(l|k, k') = \sum_{k''} P_{nn}(k''|k) q(l|k'', k'), \quad (8)$$

where $q(l|k, k')$ is the probability that a terminal node i_k of a randomly chosen edge lies within the distance l from a node $j_{k'}$ of degree k' given that i_k has the degree k and is closer to $j_{k'}$ than the other terminal node of the edge. We notice here that $P(k)$ in Eq. (7) and $P_{nn}(k'|k)$ in Eq. (8) are presented by the specified $P_{nn}(k, k')$ as $P(k) = \langle k \rangle \sum_{k'} P_{nn}(k, k')/k$ and $P_{nn}(k'|k) = \langle k \rangle P_{nn}(k, k')/kP(k)$, respectively. A similar idea to Eq. (7) leads to another relation between $\bar{q}(l|k, k')$

and $q(l|k, k')$, which is given by

$$q(l|k, k') = 1 - \left[1 - \frac{\delta_{kk'}}{NP(k)} \right] [1 - \bar{q}(l-1|k, k')]^{k-1}. \quad (9)$$

We can iteratively solve the coupled recurrence equations (8) and (9) with the initial condition,

$$\bar{q}(0|k, k') = \frac{P_{nn}(k'|k)}{NP(k')}, \quad (10)$$

which is the probability that an adjacent node of i_k is the specific node $j_{k'}$ itself. The cumulative probability $\rho(l|k, k')$ is obtained by substituting the solution to Eq. (7).

Although the cumulative probability $\rho(l|k, k')$ must be symmetric with respect to k and k' from the definition, $\rho(l|k, k')$ given by Eq. (7) is obviously asymmetric. This is due to the asymmetric treatment of the source node $j_{k'}$ and sink node i_k , and influences the accuracy of the mean-field approximation. For $k' > k$, $\rho(l|k, k')$ is generally more accurate than $\rho(l|k', k)$ [15]. To improve the accuracy, we first calculate $\rho(l|k, k')$ for $k < k'$ by Eq. (7), then transfer it to $\rho(l|k', k)$. Using the symmetrized $\rho(l|k, k')$, the probability distribution $P_1(l|k, k')$ is then calculated by

$$P_1(l|k, k') = \rho(l|k, k') - \rho(l-1|k, k'), \quad (11)$$

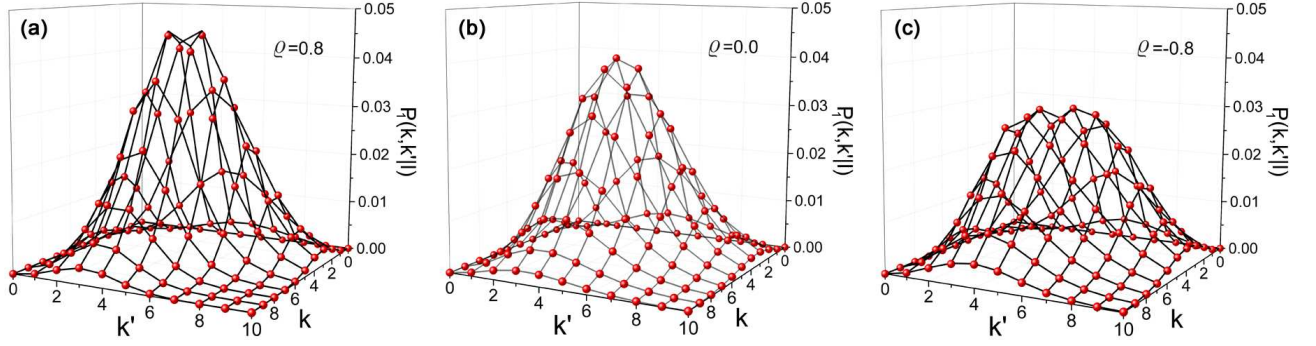


FIG. 3. (Color online) Conditional probability distributions $P_1(k, k'|l=5)$ as functions of k and k' for assortative/disassortative NNCRNs treated in Fig. 2. Red symbols represent the numerical results which are the same as the results for $l=5$ shown in Fig. 2, and the wireframes indicate $P_1(k, k'|l=5)$ calculated in the mean-field approximation. The Spearman's rank correlation coefficients are (a) $\rho = 0.8$, (b) $\rho = 0.0$, and (c) $\rho = -0.8$.

where $P_1(0|k, k') = \rho(0|k, k') = \delta_{kk'}/NP(k)$, and for disconnected node pairs $P_1(l_\infty|k, k') = 1 - \lim_{l \rightarrow \infty} \rho(l|k, k')$. The joint probability distribution $P_1(k, k', l)$ is calculated from the general relation,

$$P(k, k', l) = P(k)P(k')P(l|k, k'). \quad (12)$$

Other three conditional probability distributions $P_1(k'|k, l)$, $P_1(k, k'|l)$, and $P_1(k', l|k)$ are computed by Eq. (1).

We have checked the accuracy of the above mean-field approximation. To this end, the same networks as in Fig. 2 have been treated. Figure 3 shows $P(k, k'|l=5)$ for (a) $\rho = 0.8$, (b) $\rho = 0.0$, and (c) $\rho = -0.8$. Black wireframes obtained by the mean-field calculation agree quite well with red symbols indicating the corresponding numerical results. It should be noted, however, that the mean-field approximation has poor accuracy if an NNCRN is very close to its percolation transition point. This is because the mean-field treatment ignores the fluctuation of the size of the component containing the source node $j_{k'}$, while the component-size distribution is very wide near the percolation threshold.

IV. REAL-WORLD NETWORKS

In this section, we demonstrate how detailed information on LRDC in a given network can be obtained from the probability distributions. For this purpose, we first analyze contrasting three networks; the Gnutella network [24], Google+ network [25], and Twitter network [26]. The Gnutella network ($\langle k \rangle = 7.4$) represents the connection between 10,876 hosts sharing files by peer-to-peer. The Google+ network ($\langle k \rangle = 3.3$) represents the friendship relation between 23,628 users of Google+. The Twitter network ($\langle k \rangle = 2.8$) is comprised of the follower/following relationship between 23,370 accounts. The average shortest path distances are $\langle l \rangle = 4.64$, 4.03, and 6.30 for the Gnutella, Google+, and Twitter

networks, respectively. In analyses of these networks, weights and directions of edges are ignored.

Symbols in Fig. 4 shows the k dependence of the average degree of the l th neighbor nodes $k_l(k)$ defined by Eq. (2) for these networks. The probability distribution $P(k'|k, l)$ is measured directly from the network data. Dashed black lines and red solid lines indicate $k_l(k)$ for corresponding random networks and NNCRNs obtained from $P_0(k'|k, l)$ and $P_1(k'|k, l)$, respectively. The probability distributions $P_0(k'|k, l)$ and $P_1(k'|k, l)$ are calculated analytically by using $P(k)$ and $P_{nn}(k'|k)$ of the original networks. Gray symbols for the Gnutella network coincide with the dashed black and solid red lines for any l from $l=1$ to 5, which means that the Gnutella network is totally uncorrelated. In contrast, the results for the Google+ and the Twitter networks deviate from $k_l(k)$ for their corresponding random networks (dashed black line) at least for $l \leq 3$. This implies that these networks exhibit LRDCs. The result for the Google+ network agrees well with that for the corresponding NNCRN (solid red line) for any l . Therefore, we can conclude that the LRDC in the Google+ network is induced by an NNDC, i.e., the LRDC is extrinsic. On the other hand, $k_l(k)$ for the Twitter network differs from both the dashed black and solid red lines for $l \geq 4$, which indicates that the LRDC in the Twitter network is intrinsic. As illustrated by these examples, real-world networks are classified into three types: uncorrelated networks, only nearest-neighbor degree correlated networks (extrinsically long-range correlated networks), and intrinsically long-range correlated networks. We have analyzed many other real-world networks than the above three and found that most of them exhibit intrinsic LRDCs.

In order to understand more deeply how degrees correlate in a network with intrinsic LRDC, we measure the average shortest path distance between two nodes of degrees k and k' defined by Eq. (3). It is convenient to introduce the rescaled average shortest path distance

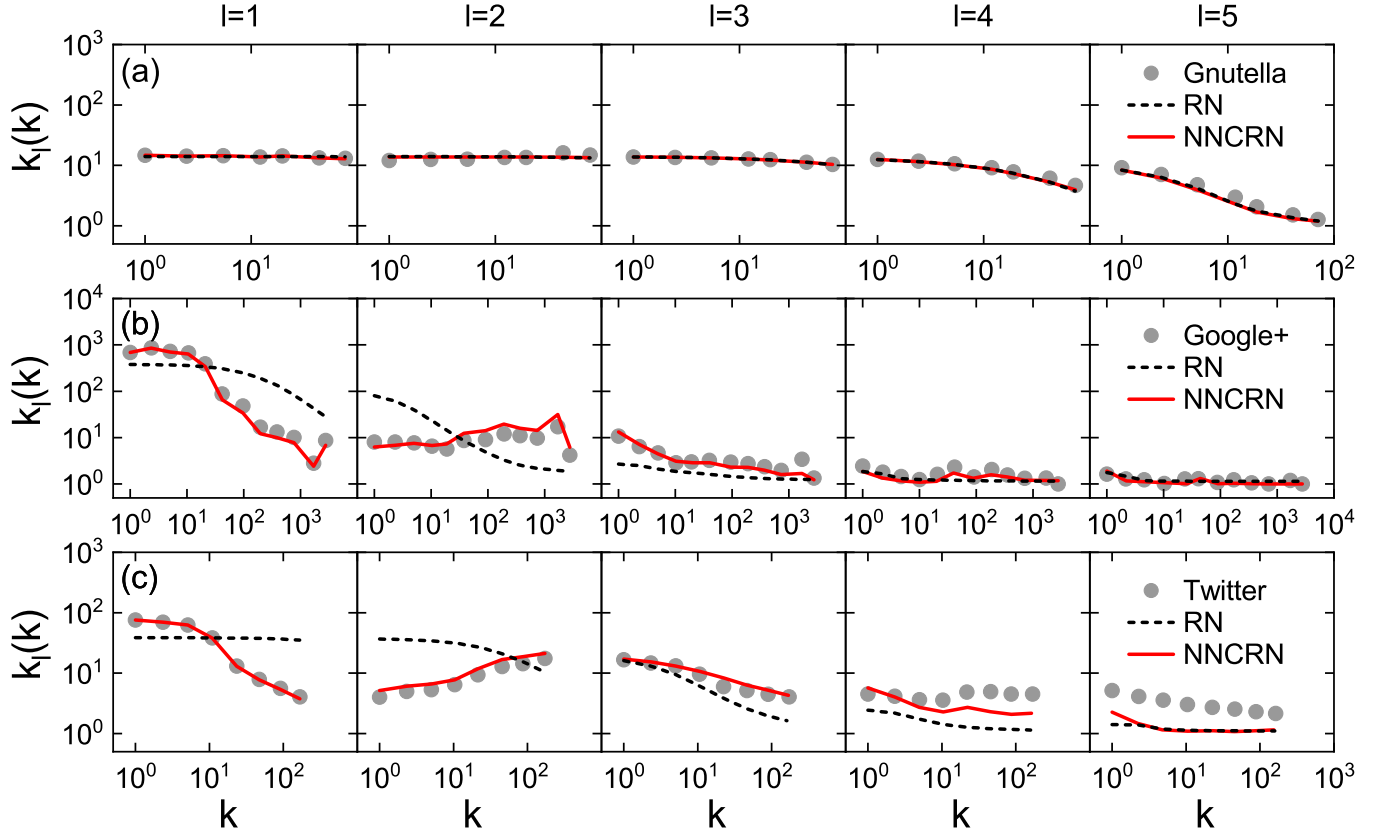


FIG. 4. (Color online) Average degree $k_l(k)$ of the l th neighbor nodes of a node of degree k for (a) the Gnutella network, (b) Google+ network, and (c) Twitter network. Gray symbols represent $k_l(k)$ for the real-world networks at fixed values of l . Dashed black lines indicate $k_l(k)$ for the corresponding random networks with the same degree distribution as the real-world networks. Solid red lines are for the NNCRNs with the same NNDC.

$\langle l(k, k') \rangle_{\text{res}}$ defined by

$$\langle l(k, k') \rangle_{\text{res}} = \frac{\sum_l l \tilde{P}(l|k, k')}{\sum_l l \tilde{P}_1(l|k, k')}, \quad (13)$$

where the denominator is the average path distance for the corresponding NNCRN. Figure 5 shows the results for three real-world networks, the Twitter network [26], protein folding network [27], and World Wide Web (WWW) [28]. The Twitter network is the same as that of Fig. 4. The protein folding network representing the transition relation between protein structures has 132,167 nodes and $\langle k \rangle = 3.5$. For the WWW, comprised of web pages in the domain of the University of Notre Dame, $N = 325,729$ and $\langle k \rangle = 6.7$. We confirmed that these three networks possess intrinsic LRDCs. The results of $\langle l(k, k') \rangle_{\text{res}}$ for these networks are, in common, larger than those for the corresponding NNCRNs (flat meshed planes). This implies that the average path distances of the original networks are on average enlarged by their intrinsic LRDCs. Concerning the Twitter network, $\langle l(k, k') \rangle_{\text{res}}$ is evenly enlarged almost independently of k and k' . In contrast, for the protein folding network, the increase of $\langle l(k, k') \rangle_{\text{res}}$ for low k and k' is much larger

than that for high degrees. This implies that there exists long-range repulsive correlation between low degree nodes in the protein folding network. On the other hand, $\langle l(k, k') \rangle_{\text{res}}$ for the WWW is notably enlarged at high k and k' . This shows that the WWW has long-range repulsive correlation between high degree nodes. As demonstrated above, we can obtain detailed information on LRDCs in complex networks by comparing indices defined from the probability distributions with those for corresponding random networks and NNCRNs.

V. CONCLUSIONS

We have presented a method to distinguish extrinsic long-range degree correlations (LRDCs) induced by nearest-neighbor degree correlation (NNDC) and intrinsic ones attributed to other factors. In a previous work, it has been shown that the existence of LRDC in a given network G is confirmed by comparing the probability distributions describing the LRDC in G with those for corresponding random networks which have the same number of nodes N and the same degree distribution $P(k)$ as G .

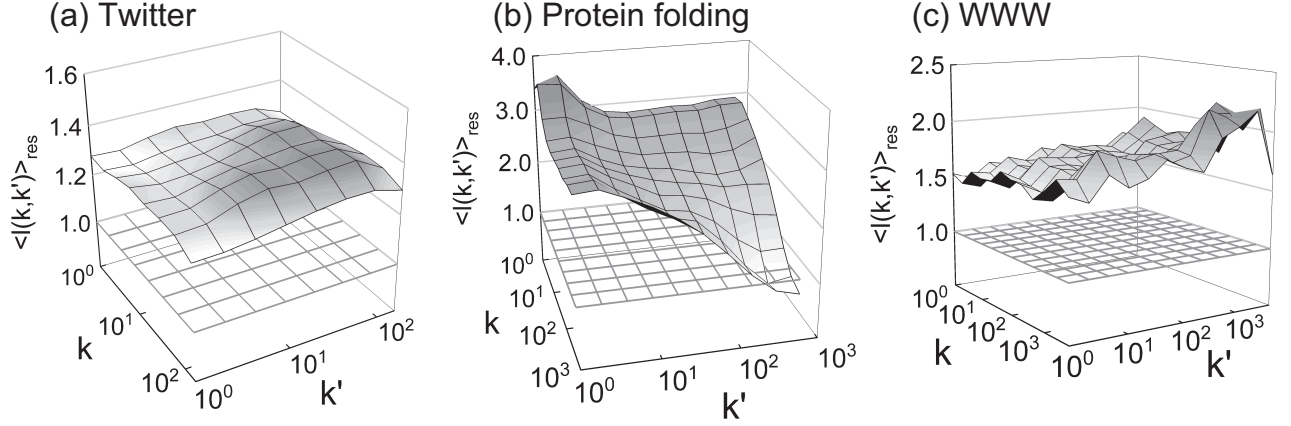


FIG. 5. Rescaled average shortest path distance $\langle l(k, k') \rangle_{\text{res}}$ between two nodes of degrees k and k' for (a) the Twitter network, (b) protein folding network, and (c) WWW. Two horizontal axes represent k and k' in logarithmic scales. The lower flat meshed planes indicate the rescaled average path distances for NNCRNs.

[15]. Similarly, whether LRDC is extrinsic or intrinsic can be identified by comparing the probability distributions with those for corresponding nearest-neighbor correlated random networks (NNCRNs) which are maximally randomized under the constraint of the same N and NNDC as G . We have given a way to calculate the probability distributions for an NNCRN with a specific N and NNDC within the mean-field approximation. The analytical results agree quite well with numerically calculated ones. Finally, we applied our method to several real-world networks and found that most of networks in the real world are intrinsically long-range correlated though there exist uncorrelated and extrinsically long-range correlated networks. Furthermore, we demonstrated that some indices defined from the probability distributions are useful to interpret how degrees correlate in a network with intrinsic LRDC.

It is well known that various properties of complex networks are deeply related to NNDCs. For instance, the robustness[29] and synchronizability of networks are affected by NNDC [30], and fractal scale-free networks

show nearest-neighbor disassortative mixing by degree. It is interesting to reveal how these properties are related to intrinsic LRDCs such as long-range repulsive correlation between hub nodes. Such studies require efficient indices to extract specific aspects of intrinsic LRDCs. We have employed, in this paper, the average degree of the l th neighbor nodes $k_l(k)$ and the rescaled average shortest path distance $\langle l(k, k') \rangle_{\text{res}}$ to characterize intrinsic LRDCs. One can define many other useful indices from the joint and conditional probability distributions. By utilizing these indices, we can understand precisely the relation between network properties and LRDCs.

ACKNOWLEDGMENTS

The authors thank S. Mizutaka, T. Hasegawa, and T. Takaguchi for fruitful discussions. This work was supported by a Grant-in-Aid for Scientific Research (No. 16K05466 and No. 18J20874) from the Japan Society for the Promotion of Science.

-
- [1] M. Savić, M. Ivanović, L. C. Jain, *Complex Networks in Software, Knowledge, and Social Systems* (Springer, Berlin, 2019).
 - [2] R. Albert and A.-L. Barabási, *Rev. Mod. Phys.* **74**, 47 (2002).
 - [3] M. E. J. Newman, *SIAM Rev.* **45**, 167 (2003).
 - [4] A.-L. Barabási and R. Albert, *Science* **286**, 509 (1999).
 - [5] M. E. J. Newman, *Phys. Rev. Lett.* **89**, 208701 (2002).
 - [6] J. Menche, A. Valleriani, and R. Lipowsky, *Phys. Rev. E* **81**, 046103 (2010).
 - [7] S.-H. Yook, F. Radicchi, and H. Meyer-Ortmanns, *Phys. Rev. E* **72**, 045105(R) (2005).
 - [8] C. M. Schneider, A. A. Moreira, J. S. Andrade Jr., S. Havlin, and H. J. Herrmann, *Proc. Natl. Acad. Sci.* **108**, 3838 (2011).
 - [9] A.-L. Barabási, *Network Science* (Cambridge University Press, Cambridge, 2016).
 - [10] Y. Fujiki, S. Mizutaka, and K. Yakubo, *Eur. Phys. J. B* **90**, 126 (2017).
 - [11] B. Tadić, S. Thurner, and G. J. Rodgers, *Phys. Rev. E* **69**, 036102 (2004).
 - [12] M. Boguñá, C. Castellano, and R. Pastor-Satorras, *Phys. Rev. Lett.* **111**, 068701 (2013).
 - [13] R. E. Boulos, A. Arneodo, P. Jensen, and B. Audit, *Phys. Rev. Lett.* **111**, 118102 (2013).
 - [14] L. W. Swanson, O. Sporns, and J. D. Hahn, *Proc. Natl.*

- Acad. Sci. **113**, E5972 (2016).
- [15] Y. Fujiki, T. Takaguchi, and K. Yakubo, Phys. Rev. E **97**, 062308 (2018).
 - [16] S. Maslov and K. Sneppen, Science **296**, 910 (2002).
 - [17] R. Pastor-Satorras, A. Vázquez, and A. Vespignani, Phys. Rev. Lett. **87**, 258701 (2001).
 - [18] P. Echenique, J. Gómez-Gardeñes, Y. Moreno, and A. Vázquez, Phys. Rev. E **71**, 035102(R) (2005).
 - [19] M. Mayo, A. Abdelzaher, and P. Ghosh, Comput. Soc. Netw. **2**, 4 (2015).
 - [20] A. Arcagni, R. Grassi, S. Stefani, and A. Torriero, Eur. J. Oper. Res. **262**, 708 (2017).
 - [21] S. Melnik and J. P. Gleeson, Preprint arXiv:1604.05521.
 - [22] N. Litvak and R. van der Hofstad, Phys. Rev. E **87**, 022801 (2013).
 - [23] W.-Y. Zhang, Z.-W. Wei, B.-H. Wang, and X.-P. Han, Physica A **451**, 440 (2016).
 - [24] <http://snap.stanford.edu/data/p2p-Gnutella04.html>
 - [25] <http://snap.stanford.edu/data/ego-Gplus.html>
 - [26] <http://snap.stanford.edu/data/ego-Twitter.html>
 - [27] <http://cosinproject.eu/extra/data/folding/>
 - [28] <http://snap.stanford.edu/data/web-NotreDame.html>
 - [29] A. V. Goltsev, S. N. Dorogovtsev, and J. F. F. Mendes, Phys. Rev. E **78**, 051105 (2008).
 - [30] A. E. Motter, C. S. Zhou, and J. Kurths, Europhys. Lett. **69**, 334 (2005).