

Non-Abelian Berry phase for open quantum systems: Topological protection vs geometric dephasing

Kyrylo Snizhko,¹ Reinhold Egger,² and Yuval Gefen¹

¹ *Department of Condensed Matter Physics, Weizmann Institute, Rehovot, Israel*

² *Institut für Theoretische Physik, Heinrich-Heine-Universität, D-40225 Düsseldorf, Germany*

(Dated: June 21, 2022)

We provide a detailed theoretical analysis of the adiabatic evolution of degenerate open quantum systems, where the dynamics is induced by time-dependent fluctuating loop paths in control parameter space. For weak system-bath coupling, the fluctuations around a deterministic base path obey Gaussian statistics, where we assume that the quantum adiabatic theorem is also satisfied for fluctuating paths. We show that universal non-Abelian geometric dephasing (NAGD) contributions are contained in the fluctuation-averaged evolution operator. This operator plays a key role in all experimental protocols proposed in this work for the detection of NAGD. In particular, we formulate interference measurements providing full access to NAGD. Apart from a factor due to the dynamic phase and its fluctuations, the averaged evolution operator contains the averaged Berry matrix. A polar decomposition of this non-unitary matrix into the product of a unitary, V , and a positive semi-definite Hermitian matrix, R , reveals the physics of the NAGD contributions. Unlike the conventional dynamic dephasing rate, the NAGD eigenrates encoded by R depend on the loop orientation sense and, in particular, change sign under a reversal of the direction. A negative rate then implies amplification of coherences. The non-Abelian character of geometric dephasing is rooted in the non-commutativity of V and R and causes smoking-gun signatures in interference experiments. We also clarify why systems subject to topological protection do not show geometric dephasing. Without full protection, however, geometric dephasing can arise and has to be taken into account. As concrete application, we propose spin-echo NAGD detection protocols for modified Majorana braiding setups.

I. INTRODUCTION

In this paper, we consider the effect of environment-induced fluctuations on the adiabatic dynamics of a degenerate quantum system. In the absence of couplings to the environment, the system Hamiltonian, $H = H(\boldsymbol{\lambda})$, may depend on d classical parameters contained in the vector $\boldsymbol{\lambda}$, and one assumes that H has an N -fold degenerate level with energy $E_1(\boldsymbol{\lambda})$. This degeneracy has to persist for all relevant parameter configurations. Under a slow time-dependent loop trajectory, $\boldsymbol{\lambda}(t)$, of total duration T such that $\boldsymbol{\lambda}(0) = \boldsymbol{\lambda}(T)$, the Hamiltonian $H(\boldsymbol{\lambda}(t = 0))$ returns to its initial form at time $t = T$. Nonetheless, the quantum state will change under such a parameter loop. In the adiabatic limit, apart from a dynamic phase factor, the state after the round-trip is connected to the initial state by a unitary $N \times N$ Berry matrix (“non-Abelian Berry phase”), \mathcal{U}_B , which can be written as a path-ordered Wilson loop amplitude and thus has a purely geometric meaning [1, 2]. For $N = 1$, one recovers the Abelian case with $\mathcal{U}_B = e^{i\varphi_B}$, where φ_B is the celebrated Berry phase [3].

In the presence of system-environment couplings, the Abelian Berry phase is known to acquire an imaginary contribution due to cross-correlations of energy and state trajectory fluctuations (“geometric dephasing”), see Refs. [4–6]. The widespread importance of non-Abelian Berry phases and non-Abelian gauge theories motivated us to investigate whether non-Abelian geometric dephasing (NAGD) contributions could arise when a weak system-bath coupling to an environment is present. For

a short exposition of our key results, see Ref. [7]. In the present paper, we provide a detailed description of our theoretical formalism, and we also present many additional results beyond Ref. [7]. In particular, below we discuss a variety of experimental detection schemes for accessing the physics of NAGD, see Sec. IV, and we relate our results to known generalizations of the Stokes theorem to non-Abelian systems, see Sec. III A. Moreover, in Sec. III B, we show that in topologically protected systems, NAGD contributions are absent.

In order to highlight the influence of key concepts like the non-Abelian Berry connection or the corresponding Berry curvature [8], let us briefly point to several different physical scenarios where those concepts have been particularly fruitful. Early applications included the fractional quantum Hall effect [9, 10], while more recent applications concern the fields of topological quantum computation [11] and geometric quantum computation [12, 13]. Other examples come from studies of nuclear quadrupole resonance [2], or the physics of topological states of matter [11, 14–16]. In condensed matter physics, the degenerate Bloch bands in solids can be described by non-Abelian Berry connections [17]. For systems of ultracold atoms, synthetic non-Abelian gauge fields can be designed largely at will [18, 19]. Related ideas have also been put forward for artificial gauge fields in graphene [20]. Finally, these concepts also show up in general relativity through the geometric interpretation of Christoffel symbols [21]. The question of how system-bath couplings will affect the physics is of immediate relevance for most of these applications.

When the system is weakly coupled to a quantum

bath, the control parameters will be subject to Gaussian random fluctuations (noise) [22]. Throughout, we assume that the coupling of the system to the bath does not introduce perturbations that lift the N -fold degeneracy of the level of interest. A similar scenario arises if the control parameters are decorated by classical time-dependent fluctuations. Due to the system-bath coupling, there are classical fluctuations around the deterministic loop trajectory, $\lambda(t) \rightarrow \lambda(t) + \delta\lambda(t)$, with weak fluctuations $\delta\lambda(t)$. The question then arises whether the dynamics of the degenerate open quantum system — which follows by performing the Gaussian average over the fluctuations — can still be characterized by geometric quantities which do not depend on the detailed time dependence of the protocol but only on the overall geometry of the reference path in loop space. For the Abelian case, the authors of Ref. [4] have shown that on top of the well-known Berry phase, *geometric dephasing* contributions do exist. Remarkably, the sign of the associated geometric dephasing rate depends on the direction sense of the loop protocol, i.e., changes from decay to amplification as one reverses the orientation. This prediction has been verified in recent experiments using superconducting nanocircuits with artificially generated (and thus controllable) noise fluctuations [6].

We here formulate the non-Abelian generalization of the theory in Ref. [4]. This case takes place when studying the adiabatic dynamics of degenerate open quantum systems. As in the Abelian case, we find geometric dephasing contributions that allow for a model-independent general expression, and thus deserve to be called “universal.” The key object in our theory is the fluctuation-averaged $N \times N$ Berry matrix \bar{U}_B . This matrix is non-unitary but always admits a polar decomposition, $\bar{U}_B = VR$, with a unitary matrix V and a positive semi-definite Hermitian matrix R . In generic non-Abelian systems, we have the commutator $[V, R] \neq 0$, and the typical non-Abelian features discussed in detail below will characterize NAGD contributions. On the other hand, we will also study “poor man’s non-Abelian” systems below. Such systems have an N -fold degenerate subspace but the above commutator vanishes, $[V, R] = 0$. Therefore, such systems do not allow to probe the rich physics associated with NAGD in “truly non-Abelian” systems.

Since the averaged Berry matrix \bar{U}_B is hard to detect directly, a large part of this work will be devoted to the formulation of specific interference protocols that should enable the development of NAGD detection experiments. As a concrete application of the general formalism, we study noisy Majorana braiding protocols. In such setups, braiding is executed by running time-dependent protocols for the tunnel matrix elements $\Delta_j(t)$ between different Majorana pairs. These tunnel matrix elements play the role of the control parameter vector $\lambda(t)$, and by allowing for fluctuations in these quantities, one can gain access to the physics of NAGD. We believe that this setup is probably the most elementary example for probing NAGD. Its simplicity allows us to obtain fully

analytical predictions for different interference protocols. In addition, Majorana braiding is presently also of considerable experimental interest [23, 24], and we hope that this interest will also be beneficial to the development of experimental tests for NAGD.

The structure of this article is as follows. In Sec. II, we provide a general discussion of the adiabatic quantum dynamics of degenerate open systems. In particular, we derive a compact expression for \bar{U}_B , see Eq. (2.39), which involves both the Berry connection and the Berry curvature. We also discuss general features of NAGD expected from the polar decomposition of \bar{U}_B . In Sec. III, we briefly discuss a generalization of the Stokes theorem for non-Abelian systems and some implications thereof. In particular, we show that in topologically protected systems, the vanishing of the Berry curvature and the absence of NAGD are two sides of the same coin. In Sec. IV, we then present general interference protocols aimed at NAGD detection. These protocols are applied to a concrete example defined by noisy Majorana braiding setups in Sec. V. Finally, we conclude with an outlook in Sec. VI. Some technical details have been delegated to the Appendix. Throughout we consider the zero-temperature limit and put $\hbar = 1$.

II. NON-ABELIAN GEOMETRIC DEPHASING

In this section, we present a general analysis of the non-Abelian adiabatic dynamics of open quantum systems. We derive and study the averaged time evolution operator which follows by taking a Gaussian average over the bath-induced fluctuations around a deterministic loop path in control parameter space. In Sec. II A, we first summarize known results for closed non-Abelian systems, see Refs. [1, 2], thereby also introducing our notation. We prepare the ground for treating open non-Abelian systems in Sec. II B, where we study what happens for a weakly perturbed parameter trajectory. The Gaussian average over fluctuating trajectories is then performed in Sec. II C. We show in Sec. II D that the resulting averaged Berry matrix, \bar{U}_B , is gauge covariant. Finally, in Sec. II E, we perform a matrix polar decomposition of \bar{U}_B in order to illustrate the characteristic physical effects caused by NAGD. We note that \bar{U}_B and its properties will directly determine the outcome of the NAGD detection protocols introduced in Secs. IV and V.

A. Non-Abelian Adiabatic Dynamics

We start by considering a closed quantum system described by a Hamiltonian $H(\lambda)$ that depends on d classical parameters, λ^μ . We combine these parameters to the vector $\lambda = (\lambda^1, \dots, \lambda^d)$. For the non-Abelian case studied in this work, one requires that an N -fold degenerate Hilbert subspace ($N \geq 2$) exists for all λ configurations

of interest [1, 2]. We can express the Hamiltonian as

$$H(\boldsymbol{\lambda}) = U(\boldsymbol{\lambda})D(\boldsymbol{\lambda})U^\dagger(\boldsymbol{\lambda}), \quad (2.1)$$

where $U(\boldsymbol{\lambda})$ is a parameter-dependent unitary and $D(\boldsymbol{\lambda})$ is a diagonal matrix. It contains several subspaces (“blocks”), each having an N_j -fold degeneracy and a parameter-dependent energy $E_j(\boldsymbol{\lambda})$,

$$D(\boldsymbol{\lambda}) = \sum_{j=1,2,\dots} E_j(\boldsymbol{\lambda})P_j, \quad (2.2)$$

with the projector P_j to the respective Hilbert subspace. The degenerate blocks need not be of the same size but all N_j are assumed parameter-independent. We define $N_1 = N$, thus identifying the N -fold degenerate level with block $j = 1$. Note that $N_{j \neq 1} = 1$ is allowed.

For a time-dependent parameter protocol $\boldsymbol{\lambda}(t)$, we then have a time-dependent Hamiltonian, $H(t) = H(\boldsymbol{\lambda}(t)) = U(t)D(t)U^\dagger(t)$. States evolve according to the Schrödinger equation,

$$i\partial_t|\psi(t)\rangle = H(t)|\psi(t)\rangle, \quad (2.3)$$

where it is convenient to switch to the instantaneous eigenbasis,

$$|\tilde{\psi}(t)\rangle = U^\dagger(t)|\psi(t)\rangle. \quad (2.4)$$

Using $\partial_t(U^\dagger U) = 0$, Eq. (2.3) yields

$$i\partial_t|\tilde{\psi}(t)\rangle = \tilde{H}(t)|\tilde{\psi}(t)\rangle, \quad \tilde{H}(t) = D(t) - iU^\dagger(t)\partial_t U(t). \quad (2.5)$$

Throughout this work, we consider closed trajectories of total duration T such that $\boldsymbol{\lambda}(0) = \boldsymbol{\lambda}(T)$.

For sufficiently slow $\boldsymbol{\lambda}(t)$ variation, and taking the initial state from block 1, $P_1|\tilde{\psi}(0)\rangle = |\tilde{\psi}(0)\rangle$, the quantum adiabatic theorem implies that the state will remain in block 1 at all times, $P_1|\tilde{\psi}(t)\rangle = |\tilde{\psi}(t)\rangle$. We thus obtain the final state at $t = T$ from Eq. (2.5) as $|\tilde{\psi}(T)\rangle = \mathcal{U}|\tilde{\psi}(0)\rangle$, with the unitary time-evolution operator

$$\mathcal{U} = e^{-i\int_0^T dt E_1(\boldsymbol{\lambda}(t))} \mathcal{T} e^{-\int_0^T dt \dot{\boldsymbol{\lambda}}^\mu(t) A_\mu(\boldsymbol{\lambda}(t))}. \quad (2.6)$$

Summation over repeated indices is used throughout, \mathcal{T} denotes time ordering, and with $\partial_\mu = \partial_{\lambda^\mu}$ the non-Abelian Berry connection A_μ is given by [8]

$$A_\mu(\boldsymbol{\lambda}) = P_1 \alpha_\mu(\boldsymbol{\lambda}) P_1 = -A_\mu^\dagger, \quad \alpha_\mu = U^\dagger \partial_\mu U. \quad (2.7)$$

Writing $\mathcal{U} = e^{-i\int_0^T dt E_1} \mathcal{U}_B$, we arrive at the $N \times N$ unitary Berry matrix [1, 2]

$$\mathcal{U}_B = \mathcal{P} \exp \left(- \oint d\lambda^\mu A_\mu \right), \quad (2.8)$$

where \mathcal{P} denotes path ordering. The path-ordered Wilson loop formulation of \mathcal{U}_B underlines the geometric nature of the Berry matrix. The detailed time dependence

of the protocol does not matter as long as the conditions behind the adiabatic theorem are met.

The Berry connection (2.7) is defined only up to gauge transformations, which correspond to changing the basis in the degenerate block. Writing $U = W\Omega$ with parameter- (and hence time-)dependent unitaries W and Ω , we demand that the commutator $[\Omega(\boldsymbol{\lambda}), P_j] = 0$ for all $\boldsymbol{\lambda}$ and j . In that case, $W(\boldsymbol{\lambda})$ is a valid replacement for $U(\boldsymbol{\lambda})$ in Eq. (2.1) since Ω does not mix different blocks: $H(\boldsymbol{\lambda}) = W\Omega D\Omega^\dagger W^\dagger = WDW^\dagger$. At the same time, Eq. (2.7) gives $\alpha_\mu = \Omega^\dagger (W^\dagger \partial_\mu W + \partial_\mu) \Omega$, and hence the Berry connection transforms as

$$A_\mu \rightarrow \Omega^\dagger A_\mu \Omega + P_1 \Omega^\dagger \partial_\mu \Omega P_1. \quad (2.9)$$

States transform according to $|\tilde{\psi}(t)\rangle \rightarrow \Omega^\dagger(t)|\tilde{\psi}(t)\rangle$, and by discretization of the time-ordered exponential in Eq. (2.6), one verifies that the Berry matrix is gauge covariant, cf. Sec. IID below,

$$\mathcal{U}_B \rightarrow \Omega^\dagger(\boldsymbol{\lambda}(T)) \mathcal{U}_B \Omega(\boldsymbol{\lambda}(0)). \quad (2.10)$$

Below we also encounter the Berry curvature (or field strength) tensor [8],

$$F_{\mu\nu}(\boldsymbol{\lambda}) = \partial_\mu A_\nu - \partial_\nu A_\mu + [A_\mu, A_\nu] = -F_{\mu\nu}^\dagger, \quad (2.11)$$

which is gauge covariant,

$$F_{\mu\nu}(\boldsymbol{\lambda}) \rightarrow \Omega^\dagger(\boldsymbol{\lambda}) F_{\mu\nu}(\boldsymbol{\lambda}) \Omega(\boldsymbol{\lambda}). \quad (2.12)$$

In this context, it is instructive to highlight the role of the projectors P_j . When replacing $A_\mu \rightarrow \alpha_\mu$, see Eq. (2.7), in order to define a tensor $\Phi_{\mu\nu}$ as in Eq. (2.11), one finds easily that $\Phi_{\mu\nu}$ vanishes identically,

$$\begin{aligned} \Phi_{\mu\nu} &= \partial_\mu \alpha_\nu - \partial_\nu \alpha_\mu + [\alpha_\mu, \alpha_\nu] \\ &= \partial_{[\mu} U^\dagger \partial_{\nu]} U + [U^\dagger \partial_\mu U, U^\dagger \partial_\nu U] = 0. \end{aligned} \quad (2.13)$$

Here we use the notation $\partial_{[\mu} U^\dagger \partial_{\nu]} U = \partial_\mu U^\dagger \partial_\nu U - (\mu \leftrightarrow \nu)$ and the relation

$$\partial_\mu U^\dagger = -(U^\dagger \partial_\mu U) U^\dagger. \quad (2.14)$$

In contrast, because the projector P_1 appears in the definition of the Berry connection in Eq. (2.7), the Berry curvature is given by

$$\begin{aligned} F_{\mu\nu} &= P_1 \partial_{[\mu} U^\dagger \partial_{\nu]} U P_1 + [P_1 U^\dagger \partial_\mu U P_1, P_1 U^\dagger \partial_\nu U P_1] \\ &= - \sum_{j \neq 1} P_1 \alpha_{[\mu} P_j \alpha_{\nu]} P_1, \end{aligned} \quad (2.15)$$

which in general does not vanish.

B. Perturbed parameter trajectory

In preparation for the averaging over bath-induced fluctuations in open systems, let us now consider a parameter trajectory $\boldsymbol{\lambda}(t) + \delta\boldsymbol{\lambda}(t)$ which contains a slow and

weak perturbation $\delta\boldsymbol{\lambda}(t)$ around the base path $\boldsymbol{\lambda}(t)$. We assume that the fluctuation trajectory $\delta\boldsymbol{\lambda}(t)$ also meets the assumptions behind the quantum adiabatic theorem. For simplicity, we also impose $\delta\boldsymbol{\lambda}(t = 0, T) = 0$ even though this condition could be relaxed. The noise trajectory $\delta\boldsymbol{\lambda}(t)$ may be caused by classical control parameter fluctuations or by the coupling of the system to a quantum bath, see Sec. II C.

To make progress, we expand the Hamiltonian $\tilde{H}(t)$, cf. Eq. (2.5), for the perturbed trajectory in powers of $\delta\boldsymbol{\lambda}$ up to second order,

$$\tilde{H}(t) = D(\boldsymbol{\lambda}(t)) + \tilde{H}_1(t) + \tilde{H}_2(t) + \mathcal{O}(\delta\lambda^3). \quad (2.16)$$

By using Eqs. (2.1) and (2.14) together with $U^\dagger \partial_\mu \partial_\nu U = \partial_\mu \alpha_\nu + \alpha_\mu \alpha_\nu$ and $(\partial_\mu \partial_\nu U^\dagger)U = -\partial_\mu \alpha_\nu + \alpha_\nu \alpha_\mu$, we obtain

$$\tilde{H}_{\text{eff}}^{11} = P_1 E_1(t) - i\dot{\lambda}^\mu A_\mu + \sum_{j \neq 1} P_1 \alpha_\mu P_j \alpha_\nu P_1 \left(\frac{\dot{\lambda}^\mu \dot{\lambda}^\nu}{E_j - E_1} + i \left(\dot{\lambda}^\nu \delta\lambda^\mu - \dot{\lambda}^\mu \delta\lambda^\nu \right) \right) + \mathcal{O} \left(\left[\delta\lambda^2 + \dot{\lambda}^2 \right]^{3/2} \right). \quad (2.20)$$

Here the time dependence of the first term $\sim E_1(t)$ is inherited from $\boldsymbol{\lambda}(t) + \delta\boldsymbol{\lambda}(t)$. Equation (2.20) reveals a remarkable cancellation of all contributions not containing $\dot{\lambda}^\mu$, apart from the first term $\sim E_1(t)$.

At this point we note that $\dot{\lambda}^\mu = \mathcal{O}(\omega)$, where the adiabatic theorem requires $\omega = 2\pi/T$ to be small compared to the minimal energy difference \mathcal{E} between the N -fold degenerate level and all other states. (The precise condition for adiabatic evolution also has to account for the matrix elements between adiabatic states, see, e.g., Refs. [25, 26].) The energy scale \mathcal{E} is here defined by

$$\mathcal{E} = \min |E_j - E_1|_{\boldsymbol{\lambda}, j \neq 1}. \quad (2.21)$$

In the adiabatic limit, we have $\mathcal{E}T \gg 1$ and thus can neglect the subleading term $\sim \dot{\lambda}^\mu \dot{\lambda}^\nu = \mathcal{O}(T^{-2})$ in Eq. (2.20). Furthermore, by using Eq. (2.15), the last term in Eq. (2.20) can be rewritten in terms of the field strength tensor,

$$\begin{aligned} i(\dot{\lambda}^\nu \delta\lambda^\mu - \dot{\lambda}^\mu \delta\lambda^\nu) \sum_{j \neq 1} P_1 \alpha_\mu P_j \alpha_\nu P_1 &= \\ &= -i\dot{\lambda}^\mu \delta\lambda^\nu \sum_{j \neq 1} P_1 \alpha_{[\mu} P_j \alpha_{\nu]} P_1 = i\dot{\lambda}^\mu \delta\lambda^\nu F_{\mu\nu}. \end{aligned} \quad (2.22)$$

in a first step

$$\begin{aligned} \partial_\mu H(\boldsymbol{\lambda}) &= U (\partial_\mu D + [\alpha_\mu, D]) U^\dagger, \\ \partial_\mu \partial_\nu H(\boldsymbol{\lambda}) &= U (\partial_\mu \partial_\nu D + [\partial_\mu \alpha_\nu, D] \\ &\quad + [\alpha_{\{\mu}, \partial_{\nu\}} D] + [\alpha_\mu, [\alpha_\nu, D]]) U^\dagger, \end{aligned} \quad (2.17)$$

where $\alpha_{\{\mu} \partial_{\nu\}} D = \alpha_\mu \partial_\nu D + (\mu \leftrightarrow \nu)$. We thus arrive at the first-order contribution

$$\tilde{H}_1 = -i\dot{\lambda}^\mu \alpha_\mu + \delta\lambda^\mu (\partial_\mu D + [\alpha_\mu, D]). \quad (2.18)$$

With the anticommutator $\{\cdot, \cdot\}$ the second-order term is given by

$$\begin{aligned} \tilde{H}_2 &= \delta\lambda^\mu \delta\lambda^\nu \left(\frac{1}{2} \partial_\mu \partial_\nu D + \frac{1}{2} \{\alpha_\mu \alpha_\nu, D\} \right. \\ &\quad \left. - \alpha_\mu D \alpha_\nu + [\alpha_\mu, \partial_\nu D] + \frac{1}{2} [\partial_\mu \alpha_\nu, D] \right). \end{aligned} \quad (2.19)$$

Separating Eqs. (2.18) and (2.19) into block-diagonal and off-diagonal terms, it is now straightforward to perform a Schrieffer-Wolff transformation which projects the full Hamiltonian to the N -fold degenerate subspace. The effective low-energy Hamiltonian acting only within block $j = 1$ follows as

With these simplifications, Eq. (2.20) takes the form

$$\tilde{H}_{\text{eff}}^{11} = P_1 E_1(t) - i\dot{\lambda}^\mu A_\mu + i\dot{\lambda}^\mu \delta\lambda^\nu F_{\mu\nu}, \quad (2.23)$$

where $\mathcal{O}(T^{-2}, \delta\lambda^2/T, \delta\lambda^3)$ terms have been dropped.

In summary, the adiabatic time evolution operator follows as

$$\mathcal{U} = e^{-i \int_0^T dt E_1(\boldsymbol{\lambda}(t) + \delta\boldsymbol{\lambda}(t))} \mathcal{U}_B, \quad (2.24)$$

where the Berry matrix for the perturbed trajectory is given by

$$\mathcal{U}_B = \mathcal{P} \exp \oint d\lambda^\mu (-A_\mu + \delta\lambda^\nu F_{\mu\nu}). \quad (2.25)$$

Here A_μ and $F_{\mu\nu}$ are evaluated for the reference path with $\delta\boldsymbol{\lambda} = 0$. Equation (2.25) looks natural in the Abelian case, where the Berry phase can be written as an area integral over the Berry curvature. Since the area is extended via $\delta\lambda^\nu$ in Eq. (2.25), we get a correction term. We show in Sec. III A that Eq. (2.25) also looks natural in the non-Abelian case when invoking a non-Abelian variant of the Stokes theorem.

C. Noise-averaged Berry matrix

In this subsection, we discuss how to average the time evolution operator \mathcal{U} in Eq. (2.24) over different realizations of the fluctuating trajectories $\delta\lambda(t)$. The result, $\mathcal{U} \rightarrow \bar{\mathcal{U}}$, appears in all experimental protocols aimed at NAGD detection, see Secs. IV and V. In addition, after discussing the gauge covariance of $\bar{\mathcal{U}}$ in Sec. IID, we show in Sec. IIE that a matrix polar decomposition of $\bar{\mathcal{U}}$ affords a good intuitive understanding of geometric dephasing in non-Abelian systems.

1. Control parameter fluctuations

We assume that the fluctuations of the control parameters are distributed according to the measure

$$\sim \int \mathcal{D}\delta\lambda \, e^{-\frac{1}{2} \int_0^T dt dt' [\tilde{\sigma}^{-1}]_{\mu\nu}(t-t') \delta\lambda^\mu(t) \delta\lambda^\nu(t')}, \quad (2.26)$$

implying Gaussian statistics with vanishing mean, $\langle \delta\lambda^\mu(t) \rangle_{\text{env}} = 0$, and the two-point time correlation function

$$\langle \delta\lambda^\mu(t) \delta\lambda^\nu(t') \rangle_{\text{env}} = \tilde{\sigma}^{\mu\nu}(t-t') = \sigma^{\mu\nu} \delta_{\tau_c}(t-t'). \quad (2.27)$$

The last step in Eq. (2.27) introduces the real positive $d \times d$ noise amplitude matrix with $\sigma^{\mu\nu} = \sigma^{\nu\mu}$. The time dependence of the correlator in Eq. (2.27) is modeled by a δ -function broadened by the noise autocorrelation time τ_c . For example, in experiments designed for detecting Abelian geometric dephasing, see Ref. [6], tunable artificial classical noise with $\delta_{\tau_c}(t) = e^{-|t|/\tau_c}/(2\tau_c)$ was used. We denote the typical size of the $\sigma^{\mu\nu}$ matrix elements (e.g., the largest eigenvalue) by σ . The typical size of fluctuations $\delta\lambda^\mu(t)$ is therefore of order $\mathcal{O}(\sqrt{\sigma/\tau_c})$. Without loss of generality, all λ^μ parameters, and therefore also the $\sigma^{\mu\nu}$ coefficients, are assumed to have units of energy.

When the system is coupled to a quantum bath, $\delta\lambda(t)$ represents operators acting on the bath Hilbert space. By treating typical system-bath couplings within the standard Born-Markov approximation [22], one arrives at Gaussian fluctuations described by the measure (2.26), where $\sigma^{\mu\nu}$ depends on details such as the bath temperature or the system-bath coupling strength. In some cases, the system-bath coupling Hamiltonian may also include terms not present in the d -dimensional parameter set λ . One can then enlarge the parameter space to include a deterministic part with additional components $\lambda^\mu(t) = 0$, at the same time allowing for Gaussian fluctuations $\delta\lambda^\mu(t) \neq 0$. Our approach therefore covers the general case. However, we assume that the system-bath coupling is not able to lift the N -fold degeneracy of the level of interest.

2. Parameter regime of interest

In order to define the parameter regime covered by our theory below, we introduce three dimensionless parameters,

$$\mathfrak{T} = \mathcal{E}T, \quad \mathfrak{t}_c = \mathcal{E}\tau_c, \quad \mathfrak{s} = \sigma/\mathcal{E}, \quad (2.28)$$

with the energy scale \mathcal{E} in Eq. (2.21). Below we shall require validity of the inequality chain

$$\mathfrak{T} \gg \mathfrak{t}_c \gg 1 \gg \mathfrak{s}. \quad (2.29)$$

The first inequality implies that noise is local on the time scale T , while the second inequality reinstates that we assume the adiabatic limit for each realization of a fluctuating trajectory. We note that for $\mathfrak{t}_c \lesssim 1$, non-adiabatic processes may become important where, in particular, noise fluctuations introduce corrections to adiabatic eigenstates via block-off-diagonal terms in the Hamiltonian. Such processes may affect both dynamic and geometric dephasing. However, we leave studies of non-adiabatic corrections to future work and here focus on the limit $\mathfrak{t}_c \gg 1$. Finally, the inequality $\mathfrak{s} \ll \mathfrak{t}_c$ implements the weak system-bath coupling assumption behind the Born approximation [22]. While this leaves room for the intermediate regime $1 \lesssim \mathfrak{s} \ll \mathfrak{t}_c$, for simplicity, we here assume $\mathfrak{s} \ll 1$.

3. Averaged Berry matrix

We now average the time evolution operator \mathcal{U} for a perturbed trajectory, see Eqs. (2.24) and (2.25), over the Gaussian fluctuations $\delta\lambda(t)$. Expanding the energy $E_1(\lambda + \delta\lambda) = E_1(\lambda) + \delta\lambda^\mu \partial_\mu E_1(\lambda)$ to lowest order in $\delta\lambda$, we obtain

$$\bar{\mathcal{U}} = e^{-i \int_0^T dt E_1} \left\langle \mathcal{T} e^{-i \int_0^T dt [\dot{\lambda}^\mu A_\mu + \delta\lambda^\mu (i\partial_\mu E_1 + \dot{\lambda}^\nu F_{\mu\nu})]} \right\rangle_{\text{env}}. \quad (2.30)$$

Next we make use of the standard representation for time-ordered exponentials,

$$\mathcal{T} \exp \left(\int_0^T dt O(t) \right) = \sum_{n=0}^{\infty} \frac{1}{n!} \mathcal{T} \left(\int_0^T dt O(t) \right)^n. \quad (2.31)$$

With the auxiliary functions

$$f(t) = -\dot{\lambda}^\mu A_\mu, \quad g_\mu(t) = -i\partial_\mu E_1 - \dot{\lambda}^\nu F_{\mu\nu}, \quad (2.32)$$

we can express the time-ordered exponential as

$$\begin{aligned}\mathcal{T}e^{\int_0^T dt [f(t) + \delta\lambda^\mu g_\mu(t)]} &= \sum_{n=0}^{\infty} \frac{1}{n!} \sum_{k=0}^n C_n^k \mathcal{T} \left(\int_0^T dt f(t) \right)^k \left(\int_0^T dt \delta\lambda^\mu g_\mu(t) \right)^{n-k} \\ &= \sum_{k=0}^{\infty} \sum_{l=0}^{\infty} \frac{1}{k!l!} \mathcal{T} \left(\int_0^T dt f(t) \right)^k \left(\int_0^T dt \delta\lambda^\mu g_\mu(t) \right)^l,\end{aligned}\quad (2.33)$$

where $C_n^k = n!/[k!(n-k)!]$ is the binomial coefficient. Note that the time ordering prescription ensures the correct order of operators. The fluctuation average in Eq. (2.30) thus follows as

$$\left\langle \mathcal{T}e^{-\int_0^T dt [\dot{\lambda}^\mu A_\mu + \delta\lambda^\mu (i\partial_\mu E_1 + \dot{\lambda}^\nu F_{\mu\nu})]} \right\rangle_{\text{env}} = \sum_{k=0}^{\infty} \frac{1}{k!} \mathcal{T} \left[\left(\int_0^T dt f(t) \right)^k \sum_{l=0}^{\infty} \frac{1}{l!} \left\langle \mathcal{T} \left(\int_0^T dt \delta\lambda^\mu g_\mu(t) \right)^l \right\rangle_{\text{env}} \right]. \quad (2.34)$$

Using the Gaussian fluctuation measure in Eq. (2.26), we then obtain

$$\begin{aligned}\sum_{l=0}^{\infty} \frac{1}{l!} \left\langle \mathcal{T} \left(\int_0^T dt \delta\lambda^\mu g_\mu(t) \right)^l \right\rangle_{\text{env}} &= \sum_{l=0}^{\infty} \frac{(l-1)!!}{l!} \delta_{l,\text{even}} \left\langle \mathcal{T} \left(\int_0^T dt \int_0^T dt' \tilde{\sigma}^{\mu\nu}(t-t') g_\mu(t) g_\nu(t') \right)^{l/2} \right\rangle_{\text{env}} \\ &= \sum_{m=0}^{\infty} \frac{1}{2^m m!} \left\langle \mathcal{T} \left(\int_0^T dt \int_0^T dt' \tilde{\sigma}^{\mu\nu}(t-t') g_\mu(t) g_\nu(t') \right)^m \right\rangle_{\text{env}},\end{aligned}\quad (2.35)$$

where $(l-1)!! = (l-1)(l-3)\cdots 1$ denotes the semifactorial. Using $\tilde{\sigma}^{\mu\nu}(t) = \sigma^{\mu\nu}\delta(t)$, where the effect of finite noise correlation times τ_c will be discussed in a moment, we find

$$\int_0^T dt \int_0^T dt' \tilde{\sigma}^{\mu\nu}(t-t') g_\mu(t) g_\nu(t') = \sigma^{\mu\nu} \int_0^T dt \left[-\partial_\mu E_1 \partial_\nu E_1 + 2i\dot{\lambda}^\rho F_{\mu\rho} \partial_\nu E_1 + \dot{\lambda}^\rho \dot{\lambda}^\eta F_{\mu\rho} F_{\nu\eta} \right], \quad (2.36)$$

and thus

$$\left\langle \mathcal{T}e^{-\int_0^T dt [\dot{\lambda}^\mu A_\mu + \delta\lambda^\mu (i\partial_\mu E_1 + \dot{\lambda}^\nu F_{\mu\nu})]} \right\rangle_{\text{env}} = \mathcal{T}e^{\int_0^T dt \left[-\dot{\lambda}^\mu A_\mu - \frac{1}{2}\sigma^{\mu\nu} \partial_\mu E_1 \partial_\nu E_1 + i\sigma^{\mu\nu} \dot{\lambda}^\rho F_{\mu\rho} \partial_\nu E_1 \right]}, \quad (2.37)$$

where the term $\sim \dot{\lambda}^\rho \dot{\lambda}^\eta = \mathcal{O}(T^{-2})$ has been dropped since it vanishes in the adiabatic limit.

A finite noise correlation time τ_c , and thus the finite range of $\tilde{\sigma}^{\mu\nu}(t-t')$, will introduce corrections to Eq. (2.37). First, corrections may arise from $g_\nu(t') \neq g_\nu(t)$ in Eq. (2.36). Taylor expanding $g_\nu(t')$ around t and using $\tilde{\sigma}^{\mu\nu}(t-t') = \tilde{\sigma}^{\mu\nu}(t'-t)$, we find that Eq. (2.36) is accurate up to $\mathcal{O}(\tau_c^2/\mathfrak{T})$ with the expansion parameters in Eq. (2.28). Second, additional corrections may come from the fact that the $g_\mu(t)$ are matrices which do not commute at different times. For finite values of τ_c , this causes issues when going from Eq. (2.36) to Eq. (2.37) since the time ordering in Eq. (2.35) mixes the order of $F_{\mu\nu}$ belonging to different integrals. We find that these corrections scale as $\mathcal{O}(\tau_c/\mathfrak{T})$. Therefore, all corrections to Eq. (2.37) coming from the finite noise correlation time τ_c will vanish in the adiabatic limit.

We thereby obtain the averaged evolution operator as

$$\bar{\mathcal{U}} = e^{-i\int_0^T dt E_1} e^{-\frac{1}{2}\sigma^{\mu\nu} \int_0^T dt \partial_\mu E_1 \partial_\nu E_1} \bar{\mathcal{U}}_B, \quad (2.38)$$

where the averaged Berry matrix is expressed as a path-ordered exponential,

$$\bar{\mathcal{U}}_B = \mathcal{P} \exp \oint d\lambda^\mu (-A_\mu + i\sigma^{\nu\rho} F_{\nu\mu} \partial_\rho E_1), \quad (2.39)$$

which evidently is a purely geometric contribution. The term $\sim E_1$ in Eq. (2.38) contains the dynamic phase of the deterministic base path. The second term has a trivial matrix structure and encodes the conventional dynamic dephasing rate Γ_{dyn} . Writing this term as $e^{-\Gamma_{\text{dyn}} T}$, we have

$$\Gamma_{\text{dyn}} = \frac{\sigma^{\mu\nu}}{2T} \int_0^T dt \partial_\mu E_1 \partial_\nu E_1. \quad (2.40)$$

The rate $\Gamma_{\text{dyn}} \sim \sigma$ does not change when the orientation sense of the protocol is reversed, i.e., when replacing $\boldsymbol{\lambda}(t) \rightarrow \boldsymbol{\lambda}'(t) \equiv \boldsymbol{\lambda}(T-t)$.

The averaged Berry matrix, $\bar{\mathcal{U}}_B$ in Eq. (2.39), contains the non-Abelian Berry phase of the reference path (the term $\sim A_\mu$) as well as the NAGD contribution $\sim F_{\nu\mu}$. This term obeys $(i\sigma^{\nu\rho} F_{\nu\mu} \partial_\rho E_1)^\dagger = i\sigma^{\nu\rho} F_{\nu\mu} \partial_\rho E_1$, implying that $\bar{\mathcal{U}}_B$ is not unitary and thus contains dephasing contributions. We analyze its effect in more detail in Sec. II E. As in the Abelian case [4], geometric dephasing requires the simultaneous presence of dynamic phase fluctuations, $\sim \partial_\rho E_1$, and geometric phase fluctuations, $\sim F_{\nu\mu}$.

In contrast to the dynamic dephasing in Eq. (2.40), the NAGD term is sensitive to the orientation sense of the protocol. In fact, we infer from Eq. (2.39) that a reversal of the orientation sense simply amounts to the replacement $\bar{U}_B \rightarrow \bar{U}_B^{-1}$. Indeed, consider the discretization of the time-ordered exponential,

$$\begin{aligned}\bar{U}_B &= \mathcal{T} e^{\int_0^T dt \dot{\lambda}^\mu [-A_\mu + i\sigma^{\nu\rho} F_{\nu\mu} \partial_\rho E_1]} \equiv \mathcal{T} e^{\int_0^T dt \dot{\lambda}^\mu O_\mu(t)} \\ &= \lim_{\delta_t \rightarrow 0} \prod_{k=0}^{T/\delta_t} e^{\delta_t \dot{\lambda}^\mu(t_k) O_\mu(\lambda(t_k))},\end{aligned}\quad (2.41)$$

where $t_k = k\delta_t$ with a short-time discretization parameter δ_t . The time ordering over k is implied in the product. For the reversed protocol, $\lambda(t) \rightarrow \lambda'(t) \equiv \lambda(T-t)$, we thus have the averaged Berry matrix (with $\delta_t \rightarrow 0$)

$$\begin{aligned}\bar{U}_B' &= \prod_{k=0}^{T/\delta_t} e^{\delta_t \dot{\lambda}'^\mu(t_k) O_\mu(\lambda'(t_k))} \\ &= \prod_{k=0}^{T/\delta_t} e^{-\delta_t \dot{\lambda}^\mu(T-t_k) O_\mu(\lambda(T-t_k))} \\ &= \prod_{k=T/\delta_t}^0 e^{-\delta_t \dot{\lambda}^\mu(t_k) O_\mu(\lambda(t_k))} = \bar{U}_B^{-1}.\end{aligned}\quad (2.42)$$

We note that Eq. (2.39) was derived by expanding the Hamiltonian (2.23) up to linear order in $\delta\lambda(t)$. Taking further orders of $\delta\lambda(t)$ into account will result in corrections to Eqs. (2.38) and (2.39). In fact, both the dynamic and the geometric terms acquire extra contributions which are suppressed by powers of \mathfrak{s} and/or \mathfrak{t}_c^{-1} compared to the terms kept above. Nevertheless, the relation $\bar{U}_B' = \bar{U}_B^{-1}$ in Eq. (2.42) holds to any order of the expansion as it only relies on the path ordering and on the geometric term being proportional to $\dot{\lambda}^\mu$.

D. Gauge covariance

Next we show that Eqs. (2.25) and (2.39) are gauge covariant, i.e., that the averaged Berry matrix does not depend on the particular basis used for describing the system. Consider first the transformation of the unperturbed Berry matrix (2.8). Under a gauge transformation $\Omega(\lambda)$, \mathcal{U}_B transforms according to Eq. (2.10) so that $U(\lambda(T))\mathcal{U}_B U^\dagger(\lambda(0))$ is gauge invariant.

Consider now the time-discretized version of \bar{U}_B in Eq. (2.41). With $\delta_t \rightarrow 0$, we have

$$\bar{U}_B = \prod_{k=0}^{T/\delta_t} e^{\delta_t \dot{\lambda}^\mu O_\mu(\lambda(t_k))} = \prod_{k=0}^{T/\delta_t} \left(1 + \delta_t \dot{\lambda}^\mu O_\mu(\lambda(t_k))\right). \quad (2.43)$$

Using the gauge transformation rules for A_μ , Eq. (2.9), and for $F_{\mu\nu}$, Eq. (2.12), we obtain

$$\begin{aligned}O_\mu(\lambda(t_k)) &\rightarrow \Omega^\dagger(\lambda(t_k)) O_\mu(\lambda(t_k)) \Omega(\lambda(t_k)) \\ &\quad + P_1 \Omega^\dagger(\lambda(t_k)) \partial_\mu \Omega(\lambda(t_k)),\end{aligned}\quad (2.44)$$

which implies that

$$\begin{aligned}&\left(1 + \delta_t \dot{\lambda}^\mu O_\mu(\lambda(t_k))\right) P_1 \rightarrow \Omega^\dagger(\lambda(t_k + \delta_t)) \times \\ &\times \left(1 + \delta_t \dot{\lambda}^\mu O_\mu(\lambda(t_k))\right) \Omega(\lambda(t_k)) P_1 + \mathcal{O}(\delta_t^2).\end{aligned}\quad (2.45)$$

Hence we conclude from Eq. (2.43) that \bar{U}_B is gauge covariant,

$$\bar{U}_B \rightarrow \Omega^\dagger(\lambda(T)) \bar{U}_B \Omega(\lambda(0)), \quad (2.46)$$

where it is implied that \bar{U}_B should only be applied to states within block 1. A similar consideration proves the gauge covariance of Eq. (2.25).

E. Polar decomposition and NAGD

We next discuss the physics of NAGD by considering the singular value decomposition (SVD) and the matrix polar decomposition [27] of the averaged Berry matrix \bar{U}_B in Eq. (2.39). We further explain the role of the Berry curvature ($F_{\mu\nu}$) term in Eq. (2.39) and perform the polar decomposition of \bar{U}_B to leading order in the noise amplitudes $\sigma^{\mu\nu}$.

1. General discussion

We start with the SVD representation of the averaged Berry matrix, $\bar{U}_B = u\Lambda v^\dagger$, with the unitaries u and v and the diagonal matrix $\Lambda = \text{diag}(\Lambda_1, \dots, \Lambda_N)$. The real-valued parameters

$$\Lambda_k = e^{-\Gamma_k}, \quad k = 1, \dots, N, \quad (2.47)$$

encode the real-valued geometric dephasing “eigenrates” Γ_k for the N -fold degenerate subspace of the open system. One may view this result as follows. There are two orthonormal bases, u and v , encoded by the columns of the respective unitaries. The action of \bar{U}_B takes a basis vector from v and converts it to the respective vector in the u basis, while changing its norm (which here represents coherence) by a factor of Λ_k . Note that one has to be careful with this interpretation since only density matrices (and not pure states) should be averaged over fluctuations, cf. Sec. IV F. However, as we show in Sec. IV, many experimentally observable quantities of interest for NAGD detection can be expressed through the matrix \bar{U}_B which acts on the initial state. Importantly, we will see below that in contrast to dynamic dephasing, where one always has $\Gamma_{\text{dyn}} T > 0$, physical settings with negative geometric dephasing rates, $\Gamma_k < 0$, are easily realizable. Thus, the action of Λ may suppress or *enhance* state weights. Of course, the coherence represented by the norm cannot exceed unity which is ensured by the factor $e^{-\Gamma_{\text{dyn}} T}$ in Eq. (2.38). In particular, $\Gamma_{\text{dyn}} T \gg |\Gamma_k|$ holds for long time duration T of the adiabatic evolution protocol.

It is also useful to perform the polar decomposition [27] $\bar{\mathcal{U}}_B = VR$, where the unitary matrix V and the Hermitian positive-semidefinite matrix R are uniquely defined. Comparing with the SVD representation, we see that the matrices V and R are given by

$$\bar{\mathcal{U}}_B = VR, \quad V = uv^\dagger, \quad R = v\Lambda v^\dagger = R^\dagger. \quad (2.48)$$

Thus the average Berry matrix acts as the composition of a Hermitian matrix R — which encodes geometric dephasing in the particular “dephasing eigenbasis” defined by v — followed by a unitary rotation, $V = uv^\dagger$.

When reversing the orientation sense of the protocol, the averaged Berry matrix is replaced by its inverse, $\bar{\mathcal{U}}_B \rightarrow \bar{\mathcal{U}}_B^{-1}$, see Sec. II C. The polar decomposition is now given by

$$\bar{\mathcal{U}}_B^{-1} = R^{-1}V^\dagger = \tilde{V}\tilde{R}, \quad \tilde{V} = V^\dagger, \quad \tilde{R} = u\Lambda^{-1}u^\dagger, \quad (2.49)$$

where the unitary rotation is simply given by $\tilde{V} = V^\dagger$. The Hermitian matrix \tilde{R} encodes NAGD for the reversed protocol and contains the diagonal matrix Λ^{-1} . One can therefore change the sign of all Γ_k simultaneously by changing the orientation sense of the base loop path. However, Λ^{-1} now acts *in a different basis*, namely the one corresponding to the unitary u , as compared to the original protocol, see Eq. (2.48).

As discussed in Sec. I, it is useful to distinguish “poor man’s” from “truly” non-Abelian systems. The poor man’s case refers to degenerate systems where Berry matrices \mathcal{U}_B for different trajectory realizations are mutually commuting, and hence $[V, R] = 0$. We discuss such systems in Secs. IV A and V D. By contrast, for a truly non-Abelian system, one has $[V, R] \neq 0$. This distinction has important consequences for the physical manifestations of NAGD. We first note that the unitary Berry matrix \mathcal{U}_B for a given trajectory $\lambda(t)$ can always be diagonalized in an orthonormal basis, with the eigenvalues being phase factors. A different trajectory $\lambda'(t)$ will correspond to a different Berry matrix \mathcal{U}'_B . For the poor man’s case, we have $[\mathcal{U}_B, \mathcal{U}'_B] = 0$ for arbitrary λ and λ' . This implies that there is a common basis diagonalizing the Berry matrices for all fluctuating trajectory realizations, and the environmental average thus only affects the eigenvalues but not the eigenbasis. With a unitary matrix w encoding this fixed eigenbasis, we arrive at the averaged Berry matrix $\bar{\mathcal{U}}_B^{\text{pm}} = w\Phi\Lambda w^\dagger$ for a poor man’s non-Abelian system, where the diagonal matrices Φ and Λ contain the average geometric phases and the geometric dephasing eigenrates, respectively. The polar decomposition (2.48) is then given by $V = w\Phi w^\dagger$ and $R = w\Lambda w^\dagger$, and we indeed have $[V, R] = 0$. For truly non-Abelian systems, on the other hand, the eigenbasis of \mathcal{U}_B also fluctuates. One then generically finds $[V, R] \neq 0$. This distinction has experimentally observable consequences, see Secs. IV D and V E.

2. Role of Berry connection and curvature

With the infinitesimal time step δt , let us consider the contribution $\exp\left[\delta t \dot{\lambda}^\mu(t_k)(-A_\mu + i\sigma^{\nu\rho}F_{\nu\mu}\partial_\rho E_1)\right]$ in Eq. (2.41). Up to corrections of $\mathcal{O}(\delta t^2)$, this term can be written as the product $V_k R_k$ with

$$V_k = \exp\left(-\delta t \dot{\lambda}^\mu(t_k)A_\mu(\lambda(t_k))\right) \quad (2.50)$$

and

$$R_k = \exp\left(\delta t \dot{\lambda}^\mu(t_k)i\sigma^{\nu\rho}F_{\nu\mu}(\lambda(t_k))\partial_\rho E_1(\lambda(t_k))\right). \quad (2.51)$$

The properties $A_\mu^\dagger = -A_\mu$ and $F_{\mu\nu}^\dagger = -F_{\mu\nu}$ imply that V_k is unitary and R_k is Hermitian positive-definite, thus implementing the polar decomposition (2.48) for the infinitesimal contribution. We observe that geometric dephasing involves only the Berry curvature, see Eq. (2.51), while the unitary part is solely due to the Berry connection, see Eq. (2.50). This statement also applies to the full averaged Berry matrix for Abelian and poor man’s non-Abelian systems, where a common eigenbasis exists. However, it is generally not valid for truly non-Abelian systems as we show next.

Using Eq. (2.41), the averaged Berry matrix has the discretized form

$$\bar{\mathcal{U}}_B = \prod_{k=0}^{T/\delta t} V_k R_k = \mathcal{U}_B \prod_{k=0}^{T/\delta t} R'_k = \mathcal{U}_B \times \times \mathcal{T} \exp\left(i\sigma^{\rho\nu} \int_0^T dt \dot{\lambda}^\mu(t)\mathcal{V}^\dagger(t)F_{\nu\mu}(t)\mathcal{V}(t)\partial_\rho E_1(t)\right), \quad (2.52)$$

where we define $R'_k = \mathcal{V}^\dagger(t_k)R_k\mathcal{V}(t_k)$ with

$$\mathcal{V}(t) = \prod_{k=0}^{t/\delta t} V_k = \mathcal{T} \exp\left(-\int_0^t dt' \dot{\lambda}^\mu(t')A_\mu(t')\right). \quad (2.53)$$

Note that $\mathcal{V}(T) = \mathcal{U}_B$ is the unperturbed Berry matrix. We first observe that the operators R'_k involve not only the Berry curvature but also the Berry connection unless $[F_{\mu\nu}(t), A_\rho(t')] = 0$ for all times t and t' . Second, even though each R'_k operator is Hermitian, their product in Eq. (2.52) is generally non-Hermitian since different R'_k may not commute. We conclude that, in general, the Berry connection also contributes to NAGD, and similarly the Berry curvature contributes to the unitary part.

3. Weak system-bath coupling

We now show that for very weak system-bath coupling amplitude σ , the polar decomposition of $\bar{\mathcal{U}}_B$ can be performed analytically. To that end, we expand Eq. (2.52)

in powers of $\mathfrak{s} = \sigma/\mathcal{E}$, see Eq. (2.28),

$$\bar{\mathcal{U}}_B = \mathcal{U}_B \left(1 + i\sigma^{\rho\nu} \int_0^T dt \dot{\lambda}^\mu(t) \times \right. \quad (2.54)$$

$$\left. \times \mathcal{V}^\dagger(t) F_{\nu\mu}(t) \mathcal{V}(t) \partial_\rho E_1(t) + \mathcal{O}(\mathfrak{s}^2) \right).$$

To leading order in \mathfrak{s} , this implements the polar decomposition, $\bar{\mathcal{U}}_B = VR$, with

$$V = \mathcal{U}_B + \mathcal{O}(\mathfrak{s}^2), \quad (2.55)$$

and the Hermitian operator

$$R = 1 + i\sigma^{\rho\nu} \int_0^T dt \dot{\lambda}^\mu(t) \mathcal{V}^\dagger(t) F_{\nu\mu}(t) \mathcal{V}(t) \partial_\rho E_1(t) + \mathcal{O}(\mathfrak{s}^2). \quad (2.56)$$

The fact that V does not receive corrections $\sim \sigma$ plays a crucial role in one of our protocols for NAGD detection in Sec. IV.

III. TOPOLOGICAL PROTECTION VS GEOMETRIC DEPHASING

We next discuss a non-Abelian generalization of the Stokes theorem, see Sec. III A, and summarize its relation to the results of Sec. II. In Sec. III B, we then discuss

the connection between NAGD and the topologically protected braiding of anyonic quasiparticles.

A. Non-Abelian Stokes theorem

In the Abelian case, the Stokes theorem expresses the Berry phase as a surface integral over the Berry curvature,

$$\oint_{\partial S} dt \dot{\lambda}^\mu(t) A_\mu^{(\text{abel})}(\lambda(t)) = \quad (3.1)$$

$$= \iint_S ds dt \partial_s \lambda^\mu(s, t) \partial_t \lambda^\nu(s, t) F_{\mu\nu}^{(\text{abel})}(\lambda(s, t)),$$

where $F_{\mu\nu}^{(\text{abel})}$ follows from Eq. (2.11) with $A_\mu \rightarrow A_\mu^{(\text{abel})}$, $\lambda(t)$ parametrizes the closed path ∂S in parameter space, and ∂S is the boundary of a simply connected surface S which in turn is parametrized by $\lambda(s, t)$. In the non-Abelian case, the Stokes theorem, and hence Eq. (3.1), does not apply anymore since we are dealing with path-ordered exponentials. Nonetheless, considerable progress has been made towards generalizing Eq. (3.1) to the non-Abelian case. Since the corresponding works are perhaps not widely known, we briefly summarize them below. In particular, a global “non-Abelian Stokes theorem” can be formulated as [28–38]

$$\mathcal{P} \exp \left(- \oint_{\partial S} d\lambda^\mu A_\mu \right) = \mathcal{T}_t \exp \left(- \int_{t_1}^{t_2} dt \int_{s_1}^{s_2} ds \partial_s \lambda^\mu(s, t) \partial_t \lambda^\nu(s, t) \mathcal{V}^\dagger(s, t) F_{\mu\nu}(\lambda(s, t)) \mathcal{V}(s, t) \right), \quad (3.2)$$

$$\mathcal{V}(s, t) = \mathcal{T}_\sigma \exp \left(- \int_{s_1}^s d\sigma \partial_\sigma \lambda^\mu(\sigma, t) A_\mu(\lambda(\sigma, t)) \right) \mathcal{T}_\tau \exp \left(- \int_{t_1}^t d\tau \partial_\tau \lambda^\mu(s_1, \tau) A_\mu(\lambda(s_1, \tau)) \right),$$

where $\{(t, s) | t_1 \leq t \leq t_2, s_1 \leq s \leq s_2\}$ parametrizes a simply connected surface S with boundary ∂S and the operator \mathcal{T}_t denotes time ordering with respect to only t (but not s). While Eq. (3.2) certainly looks complicated enough, we emphasize that it is a nontrivial simplification that time ordering is needed for a single parameter only. To our knowledge, the first proof of Eq. (3.2) has been given in the context of general relativity in 1928 [28]. For later derivations, see Refs. [29–38]. The essential idea of the proof is to split the surface area S into infinitesimal plaquettes, where the original contour integral over ∂S is represented as an integral that starts at the initial point of the contour, goes to a plaquette, encircles it, returns to the initial point, then moves on to the next plaquette, encircles it, returns to the initial point, and so on. The equivalence of the two contours can be traced back to a cancellation between the “return” path from one plaquette and the “forward” path to the next plaquette [30]. Encircling a plaquette then gives an ex-

ponential of $F_{\mu\nu}(\lambda(s, t))$, while the contribution of the forward (return) path is expressed by $\mathcal{V}(s, t)$ ($\mathcal{V}^\dagger(s, t)$). These operators essentially parallel transport $F_{\mu\nu}$ to the initial point of the contour. We also note that our Berry matrix expression for a perturbed path in Eq. (2.25) appears natural in view of the non-Abelian Stokes theorem.

The result in Eq. (3.2) has several interesting implications. First, in the Abelian case, the Berry curvature fully determines the Berry phase, cf. Eq. (3.1). However, in the non-Abelian case, different Berry connections A_μ and A'_μ may yield the same Berry curvature, $F_{\mu\nu} = F'_{\mu\nu}$, yet give different Berry matrices due to the contribution of $\mathcal{V}(s, t)$. For an explicit example, see Ref. [2]. Second, notwithstanding this point, Eq. (3.2) shows that if the Berry curvature vanishes throughout some simply connected region in parameter space, $F_{\mu\nu}(\lambda) = 0$, the non-Abelian Berry phase will vanish for any loop path within that region. This in turn implies that the Berry connection is a pure gauge in that region, i.e., some $\Omega(\lambda)$

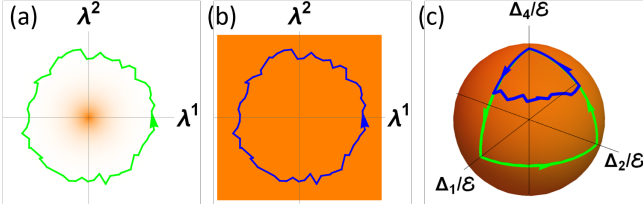


FIG. 1. Different mechanisms of topological protection. **(a):** The Berry curvature (orange) is localized at isolated points in parameter space. Fluctuations of the parameter trajectory (green) do not change the Berry matrix as long as the trajectory stays in the region of vanishing Berry curvature. This scenario is typical for the topological protection of anyon braiding. **(b):** Same as before but the Berry curvature remains finite in the relevant parameter space. The fluctuating trajectory (blue) feels the Berry curvature and thus changes the Berry matrix. Hence there is no topological protection in this case. **(c):** Also for this example — corresponding to Majorana braiding setups with control parameters Δ_j/\mathcal{E} , see Sec. V — the Berry curvature does not vanish. However, for system-specific reasons, it may happen that physically realizable trajectories cannot fluctuate (green). This results in another topological protection mechanism. However, in more general cases, trajectories may exhibit fluctuations (blue), and the corresponding Berry matrices are then unprotected. As explained in the main text, topologically protected systems do not exhibit NAGD.

exists such that $A_\mu = \Omega^\dagger \partial_\mu \Omega$.

B. Topological protection vs NAGD

Topologically ordered phases of matter [16] represent an active topic of research in condensed matter physics. They support anyonic excitations which could be used for quantum information processing purposes [11]. Non-Abelian anyons give rise to a degenerate subspace. In particular, consider an adiabatic evolution where one moves an anyon along a real-space trajectory encircling other anyons and returning back to the original position. This process results in a non-trivial unitary transformation in the degenerate subspace. One finds non-Abelian statistics due to the non-Abelian Berry connection obtained by treating the anyon real-space coordinates as the parameters $\lambda(t)$ [11]. Importantly, the resulting Berry matrix does not depend on details of the trajectory as long as the anyon stays away from all other anyons, see Fig. 1 for a schematic illustration. In fact, one may view this feature as the defining property of the topological protection of braiding. Considering small perturbations of the trajectory $\lambda(t)$, we next observe from Eq. (2.25) that the Berry matrix will not depend on such perturbations if the Berry curvature vanishes, $F_{\mu\nu}(\lambda) = 0$, for all λ configurations where the anyon remains far away from other anyons. The non-Abelian Stokes theorem (3.2) shows that this condition is both necessary and sufficient. One sees, therefore, that

systems exhibiting topological protection will not show NAGD since $F_{\mu\nu} = 0$, cf. Eq. (2.39).

It is interesting to note that there is also another kind of topological protection. In the standard three-star Majorana setup [23, 39–42] that supports localized Majorana bound states, a unitary braiding operation in the degenerate subspace can be performed by manipulating the tunneling amplitudes $\Delta_j(t)$ between different Majorana states according to a specific protocol, see Sec. VD for details. (Here the parameters Δ_j/\mathcal{E} with \mathcal{E} in Eq. (5.2) correspond to the control parameters λ .) This operation generates the same unitary braiding transformation as the one obtained by exchanging (in real space) two Majorana-hosting vortices in a p -wave superconductor [11], and it is also insensitive to fluctuations $\delta\lambda^\mu(t)$ — albeit for a different reason than above. In fact, as discussed in detail in Sec. V, the Berry curvature generally does not vanish in topologically protected Majorana setups of the type shown in Fig. 3 below. However, physically realizable fluctuations are not able to change the geometric shape of the parameter trajectory, see Fig. 1(c). Alternatively, one can say that the realizable fluctuations are such that no contribution to the unitary braiding transformation arises, i.e., $\delta\lambda^\nu F_{\mu\nu} = 0$ in Eq. (2.25). Therefore, also this mechanism of topological protection is incompatible with NAGD. In Sec. V, by considering an extended five-star Majorana setup, we show how this type of topological protection emerges in our formalism. In addition, we design protocols that break the protection at will, and thus can provide clear NAGD signatures.

IV. DETECTION OF NON-ABELIAN GEOMETRIC DEPHASING

We now introduce protocols that could allow experimentalists to observe NAGD. In Sec. IVA, we briefly discuss how the matrix elements of the averaged Berry matrix \bar{U}_B in Eq. (2.39) may be inferred by averaging the interference signal obtained from a Mach-Zehnder interferometer, see also Ref. [7]. Since for most non-Abelian systems of present interest, e.g., for the Majorana setups in Sec. V, such schemes are very difficult or even impossible to realize, we continue in Sec. IVB with the simplest type of one-block interference protocol where interference between different components of the final state is probed. Unfortunately, this protocol does not provide access to \bar{U}_B . However, we show in Sec. IV C that a more general two-block interference protocol can be used for NAGD detection. A particularly convenient spin-echo type variant of this protocol is presented in Sec. IV D. In Sec. IV E, we comment on the absence of relations between the Berry connections for different blocks, and in Sec. IV F we close this section with a discussion of how to average the density matrix of the system for the general multi-block case.

A. Interference between initial and final state

The conceptually simplest setup for probing the averaged Berry matrix \bar{U}_B employs a Mach-Zehnder interferometer where the system is split into a superposition state. Starting from the initial state $|\psi_{\text{in}}\rangle$, the state evolves in one arm of the interferometer in the presence of the fluctuating control parameters such that the final state $|\psi_{\text{f}}\rangle = \mathcal{U}_B|\psi_{\text{in}}\rangle$ is generated for a given trajectory realization. The setup is prepared such that these perturbations are absent in the other arm, where the final state is simply $|\psi_{\text{in}}\rangle$ up to a trivial phase factor. The Mach-Zehnder interference signal thus effectively probes the interference between $|\psi_{\text{f}}\rangle$ and $|\psi_{\text{in}}\rangle$. By averaging the result over fluctuations, i.e., by repeating the experiment many times, one gains access to the averaged Berry matrix \bar{U}_B . In order to extract the full matrix structure, one has to repeat this experiment for different initial states.

To illustrate this idea, let us consider a particle with an internal degree of freedom, say, a spin of size $S \geq 1$ such that there is at least one degenerate subspace while the system can have a non-trivial Hamiltonian. The particle is initially prepared in the state $|\psi(0)\rangle = |\psi_{\text{in}}\rangle = U_0|\tilde{\psi}_0\rangle$ within block 1, i.e., $P_1|\tilde{\psi}_0\rangle = |\tilde{\psi}_0\rangle$, where we define

$$U_0 = U(\boldsymbol{\lambda}(0)) = U(\boldsymbol{\lambda}(T)). \quad (4.1)$$

The state $|\psi_{\text{in}}\rangle$ should be identically prepared for every trajectory realization such that one can perform the average over noise fluctuations (we recall that $\delta\boldsymbol{\lambda}(0) = \delta\boldsymbol{\lambda}(T) = 0$) starting from precisely the same initial state. In one arm of the interferometer, the spin dynamics evolves according to the Hamiltonian $H(\boldsymbol{\lambda}(t) + \delta\boldsymbol{\lambda}(t))$, arriving at the final state $|\psi_{\text{f}}\rangle = |\psi(T)\rangle = U_0\mathcal{U}U_0^\dagger|\psi_{\text{in}}\rangle$, with \mathcal{U} in Eq. (2.24). In the other arm, no perturbations are present, $H = 0$, and the state does not change. The probabilities for the particle to appear at the respective detector exit of the Mach-Zehnder interferometer are given by

$$P_{1,2} = \frac{1}{2} \left(1 \pm \text{Re}\langle\tilde{\psi}_0|\mathcal{U}|\tilde{\psi}_0\rangle \right). \quad (4.2)$$

Averaging over the fluctuations $\delta\boldsymbol{\lambda}$, i.e., over many experimental runs, one obtains the averaged probabilities

$$\bar{P}_{1,2} = \frac{1}{2} \left(1 \pm \text{Re}\langle\tilde{\psi}_0|\bar{\mathcal{U}}|\tilde{\psi}_0\rangle \right), \quad (4.3)$$

with $\bar{\mathcal{U}}$ in Eqs. (2.38) and (2.39). Repeating the experiment for different initial states, one can recover the full matrix structure of $\bar{\mathcal{U}}$, and thus of the averaged Berry matrix \bar{U}_B .

As natural candidate for such an experiment, let us consider a nucleus with half-integer spin $S = l - \frac{1}{2} \geq \frac{3}{2}$ subject to nuclear quadrupole resonance. The effective Hamiltonian is given by [2]

$$H = (\mathbf{S} \cdot \mathbf{B})^2 = B^2 e^{-i\varphi S_z} e^{-i\theta S_y} S_z^2 e^{i\theta S_y} e^{i\varphi S_z}, \quad (4.4)$$

with a “magnetic” field $\mathbf{B} = B(\sin\theta \cos\varphi, \sin\theta \sin\varphi, \cos\theta)$. The system has l two-fold degenerate blocks spanned by the eigenstates of $\mathbf{S} \cdot \mathbf{B}$ with eigenvalues $\pm mB$ for half-integer $m = \frac{1}{2}, \dots, S$. Defining the control parameters λ^μ as θ and φ , the Berry connection and curvature components in a block with $m > 1/2$ are given by [2]

$$\begin{aligned} A_\theta^{(m>1/2)} &= 0, & A_\varphi^{(m>1/2)} &= -im\sigma_z^{(m)} \cos\theta, \\ F_{\theta\varphi}^{(m>1/2)} &= im\sigma_z^{(m)} \sin\theta, \end{aligned} \quad (4.5)$$

while for $m = 1/2$, one finds

$$\begin{aligned} A_\theta^{(m=1/2)} &= -\frac{i}{2} l \sigma_y^{(m)}, \\ A_\varphi^{(m=1/2)} &= -\frac{i}{2} \left(\sigma_z^{(m)} \cos\theta - l \sigma_x^{(m)} \sin\theta \right), \\ F_{\theta\varphi}^{(m=1/2)} &= -\frac{i}{2} (l^2 - 1) \sigma_z^{(m)} \sin\theta. \end{aligned} \quad (4.6)$$

Here the $\sigma_j^{(m)}$ are Pauli matrices acting in the respective degenerate subspace. Note that for $m > 1/2$, the Berry connection and curvature are expressed via $\sigma_z^{(m)}$ only, and thus are always diagonal in the eigenbasis of $\sigma_z^{(m)}$. Blocks with $m > 1/2$ therefore realize the poor man’s non-Abelian case. By contrast, for $m = 1/2$, different components of the Berry connection and curvature do not commute, and we encounter a truly non-Abelian system. In either case, fluctuations of \mathbf{B} will produce NAGD, see Eqs. (2.48), (2.49), and (2.39). We note that the Berry connection has been probed by nuclear quadrupole resonance experiments for $S = 3/2$ nuclei [43, 44]. However, macroscopic samples such as those used in Refs. [43, 44] are not suitable for the interference experiment outlined above.

B. One-block interference protocol

The interferometer discussed in Sec. IV A may be difficult to implement in practice for many systems of present interest. In particular, setups with superconducting qubits involving Abelian [5, 6] or non-Abelian [45] Berry phases, and condensed-matter systems characterized by a non-Abelian Berry connection [14, 15, 46], do not allow one to prepare spatial superposition states. We thus turn to alternative protocols for NAGD detection.

In fact, one could measure interference signals between different components of the final state, and subsequently average the result over the fluctuating paths. In practice, this strategy amounts to measuring suitable Hermitian operators, $\tilde{M}^{(1)}$, which are for now assumed to act only within the N -fold degenerate block 1,

$$\tilde{M}^{(1)} = U_0 P_1 U_0^\dagger \tilde{M}^{(1)} U_0 P_1 U_0^\dagger, \quad (4.7)$$

with U_0 in Eq. (4.1). After performing the average over fluctuations, we obtain the final-state expectation value

$$\left\langle \langle \psi(T) | \tilde{M}^{(1)} | \psi(T) \rangle \right\rangle_{\text{env}} = \langle \psi(0) | \bar{M}^{(1)} | \psi(0) \rangle, \quad (4.8)$$

where the averaged operator $\bar{M}^{(1)}$ is given by

$$\bar{M}^{(1)} = \left\langle U_0 \mathcal{U}^\dagger U_0^\dagger M^{(1)} U_0 \mathcal{U} U_0^\dagger \right\rangle_{\text{env}}. \quad (4.9)$$

The evolution operator \mathcal{U} for a fluctuating path has been specified in Eq. (2.24). Importantly, after averaging over the bath-induced fluctuations, the expectation value of $\bar{M}^{(1)}$ in the final state is expressed via Eq. (4.8) as an expectation value of the averaged operator $\bar{M}^{(1)}$ in Eq. (4.9) with respect to the *known* initial state. Here $\bar{M}^{(1)}$ does not depend on the initial state. Performing experiments with different initial states and for different operators $\bar{M}^{(1)}$, one can acquire information about the averaged products of arbitrary matrix elements, $\langle \mathcal{U}_{ij}^* \mathcal{U}_{kl} \rangle_{\text{env}}$. These averages differ from products of matrix elements of $\bar{\mathcal{U}} = \langle \mathcal{U} \rangle_{\text{env}}$ in Eq. (2.38). Nevertheless, in the adiabatic limit, by following a similar approach as in Sec. II C, one can calculate $\bar{M}^{(1)}$.

To that end, let us first define a general time evolution operator,

$$\mathcal{U}(t, T) = e^{-i \int_t^T d\tau E_1(\lambda(\tau) + \delta\lambda(\tau))} \mathcal{T} e^{\int_t^T d\tau \dot{\lambda}^\mu (-A_\mu + \delta\lambda^\nu F_{\mu\nu})}. \quad (4.10)$$

Evidently we have $\mathcal{U} = \mathcal{U}(0, T)$, see Eq. (2.24). Similarly, we define the averaged time-dependent operator

$$\bar{M}(t, T) = \left\langle U_0 \mathcal{U}^\dagger(t, T) U_0^\dagger M^{(1)} U_0 \mathcal{U}(t, T) U_0^\dagger \right\rangle_{\text{env}}, \quad (4.11)$$

where we have $\bar{M}^{(1)} = \bar{M}(0, T)$, see Eq. (4.9). We now observe that all dynamic contributions $\sim E_1(\lambda(t) + \delta\lambda(t))$ cancel out in Eq. (4.11),

$$\begin{aligned} \bar{M}(t, T) &= \left\langle U_0 \bar{\mathcal{T}} e^{-\int_t^T d\tau \dot{\lambda}^\mu (-A_\mu + \delta\lambda^\nu F_{\mu\nu})} U_0^\dagger M^{(1)} \right. \\ &\quad \times \left. U_0 \mathcal{T} e^{\int_t^T d\tau \dot{\lambda}^\mu (-A_\mu + \delta\lambda^\nu F_{\mu\nu})} U_0^\dagger \right\rangle_{\text{env}}, \end{aligned} \quad (4.12)$$

where the operator $\bar{\mathcal{T}}$ denotes anti-time ordering. Since NAGD is caused by the interplay of dynamic and geometric phase fluctuations, we can already anticipate the absence of NAGD under such a single-block interference protocol. This expectation is confirmed by an explicit calculation as we show next.

To proceed, we first write

$$-\frac{d\bar{M}(t, T)}{dt} = [\bar{M}(t - \delta t, T) - \bar{M}(t, T)] / \delta t, \quad (4.13)$$

with the infinitesimal time step $\delta t \rightarrow 0$. We then have

$$\begin{aligned} \bar{M}(t - \delta t, T) &= \left\langle e^{-\delta t \dot{\lambda}^\mu [-A_\mu + \delta\lambda^\nu(t) F_{\mu\nu}]} \bar{M}(t, T) \right. \\ &\quad \times \left. e^{\delta t \dot{\lambda}^\mu [-A_\mu + \delta\lambda^\nu(t) F_{\mu\nu}]} \right\rangle_{\text{env}} \\ &= \bar{M}(t, T) + \delta t \dot{\lambda}^\mu(t) [A_\mu, \bar{M}(t, T)] + \frac{\delta t}{2} \sigma^{\mu\nu} \dot{\lambda}^\rho \dot{\lambda}^\chi \\ &\quad \times \left(\{F_{\rho\mu} F_{\chi\nu}, \bar{M}(t, T)\} - 2F_{\rho\mu} \bar{M}(t, T) F_{\chi\nu} \right) + \mathcal{O}(\delta t^{3/2}). \end{aligned} \quad (4.14)$$

Therefore we arrive at

$$\begin{aligned} -\frac{d\bar{M}(t, T)}{dt} &= \dot{\lambda}^\mu(t) [A_\mu, \bar{M}(t, T)] + \frac{1}{2} \sigma^{\mu\nu} \dot{\lambda}^\rho \dot{\lambda}^\chi \\ &\quad \times \left(\{F_{\rho\mu} F_{\chi\nu}, \bar{M}(t, T)\} - 2F_{\rho\mu} \bar{M}(t, T) F_{\chi\nu} \right), \end{aligned} \quad (4.15)$$

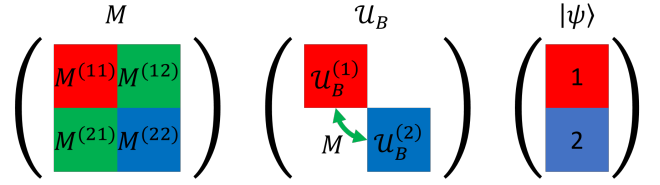


FIG. 2. The essence of two-block interference. The adiabatic evolution changes the system state $|\psi\rangle$ by the action of the Berry matrix \mathcal{U}_B which acts differently in the two blocks (red, blue). The measured operator M can have block-diagonal and block-off-diagonal components. The block-diagonal components (red, blue) are not sensitive to energy fluctuations and thus to NAGD. The block-off-diagonal component (green) probes the interference between the two blocks and is sensitive to NAGD.

where the last term has the form of a Lindbladian. However, this term can be neglected because it scales $\sim \dot{\lambda}^2 = \mathcal{O}(T^{-2})$. We conclude that, in the adiabatic limit, $\bar{M}(t, T)$ and thus also $\bar{M}^{(1)}$ in Eq. (4.9) will not depend on the $\sigma^{\mu\nu}$ noise amplitudes at all. Indeed, Eq. (4.15) implies that

$$\begin{aligned} \bar{M}^{(1)} &= U_0 \bar{\mathcal{T}} e^{\int_0^T dt \dot{\lambda}^\mu A_\mu} U_0^\dagger M^{(1)} U_0 \mathcal{T} e^{-\int_0^T dt \dot{\lambda}^\mu A_\mu} U_0^\dagger \\ &= U_0 \mathcal{U}_B^\dagger U_0^\dagger M^{(1)} U_0 \mathcal{U}_B U_0^\dagger. \end{aligned} \quad (4.16)$$

This single-block interference scheme is therefore insensitive to fluctuations in the adiabatic limit. Of course, this also implies that one cannot detect NAGD in this way.

C. Two-block interference protocol

The simplest possibility for an interference protocol of the type considered in Sec. IV B but with sensitivity to fluctuations is to consider an initial state that also has weight in another subspace, $j = 2$. This block is N_2 -fold degenerate and has the energy $E_2(\lambda)$, where $N_2 = 1$ is possible. We now show that a two-block interferometric scheme indeed provides direct access to NAGD, see Fig. 2 for an illustration.

Choosing an initial state subject to the condition $(P_1 + P_2)|\tilde{\psi}(0)\rangle = |\tilde{\psi}(0)\rangle$, one executes the noisy parameter loop protocol as described in Sec. IV B. At the final time, $t = T$, one measures the expectation value of an arbitrary Hermitian operator, \tilde{M} , acting only on blocks 1 and 2,

$$\begin{aligned} \tilde{M} &= \sum_{i,j=1,2} \tilde{M}^{(ij)}, \quad [\tilde{M}^{(ij)}]^\dagger = \tilde{M}^{(ji)}, \\ \tilde{M}^{(ij)} &= U_0 P_i U_0^\dagger M^{(ij)} U_0 P_j U_0^\dagger. \end{aligned} \quad (4.17)$$

For a given trajectory realization, we thereby obtain the expectation value $\langle \psi(T) | \tilde{M} | \psi(T) \rangle$. By subsequently averaging over the control parameter fluctuations, we arrive at a similar expression as in Eq. (4.8),

$$\bar{\mathcal{M}} = \left\langle \langle \psi(T) | \tilde{M} | \psi(T) \rangle \right\rangle_{\text{env}} = \langle \psi(0) | \bar{M} | \psi(0) \rangle. \quad (4.18)$$

Below we find that the off-diagonal component, $\tilde{M}^{(21)} = [\tilde{M}^{(12)}]^\dagger$ in Eq. (4.17), is responsible for noise-sensitive contributions in the adiabatic limit. Hence this type of protocol can be used for detecting NAGD. On the other hand, for the same reasons as discussed for the single-block interferometry scheme in Sec. IV B, all diagonal entries, $\tilde{M}^{(jj)}$, produce only expectation values that are insensitive to fluctuations in the adiabatic limit. For simplicity, we henceforth assume $\tilde{M}^{(jj)} = 0$. Writing $\bar{M} = \bar{M}^{(12)} + \bar{M}^{(21)}$, due to the Hermiticity condition in Eq. (4.17), it suffices to compute the time-dependent averaged function

$$\bar{M}^{(21)}(t, T) = \left\langle U_0 \mathcal{U}^{(2)\dagger}(t, T) U_0^\dagger M^{(21)} U_0 \mathcal{U}^{(1)}(t, T) U_0^\dagger \right\rangle_{\text{env}} \quad (4.19)$$

with $\bar{M}^{(21)} = \bar{M}^{(21)}(0, T)$ and U_0 in Eq. (4.1). The adiabatic time evolution operator, $\mathcal{U}^{(j)}(t, T)$, which has been given in Eq. (4.10) for block 1, follows for block j as

$$\mathcal{U}^{(j)}(t, T) = e^{-i \int_t^T d\tau E_j(\boldsymbol{\lambda}(\tau) + \delta \boldsymbol{\lambda}(\tau))} \times \quad (4.20)$$

$$\times \mathcal{T} \exp \int_t^T d\tau \dot{\lambda}^\mu \left(-A_\mu^{(j)} + \delta \lambda^\nu F_{\mu\nu}^{(j)} \right).$$

We denote the evolution operator for the full perturbed loop trajectory as $\mathcal{U}^{(j)} = \mathcal{U}^{(j)}(0, T)$. The Berry connection $A_\mu^{(j)}$ in block $j = 1, 2$ is here defined precisely as in Eq. (2.7) but with the replacement $P_1 \rightarrow P_j$. Likewise, the corresponding field strength tensor $F_{\mu\nu}^{(j)}$ follows from Eq. (2.11) with the replacement $A_\mu \rightarrow A_\mu^{(j)}$. In contrast to what we found in Sec. IV B, the dynamic contributions $\sim E_{1,2}$ do not cancel out anymore as we show next.

The evolution equation for $\bar{M}^{(21)}(t, T)$ in Eq. (4.19) can be derived along the same lines as in Sec. IV B. Defining the energy difference

$$\tilde{E}_1(\boldsymbol{\lambda}) = -\tilde{E}_2(\boldsymbol{\lambda}) = E_1 - E_2, \quad (4.21)$$

we find

$$-\frac{d\bar{M}^{(21)}(t, T)}{dt} = \left(i\tilde{E}_2(\boldsymbol{\lambda}(t)) - \frac{1}{2} \sigma^{\mu\nu} \partial_\mu \tilde{E}_2 \partial_\nu \tilde{E}_2 \right) \bar{M}^{(21)}(t, T) + \dot{\lambda}^\mu(t) \left(A_\mu^{(2)} \bar{M}^{(21)}(t, T) - \bar{M}^{(21)}(t, T) A_\mu^{(1)} \right)$$

$$+ i\sigma^{\mu\nu} \dot{\lambda}^\rho \partial_\mu \tilde{E}_2 \left(F_{\nu\rho}^{(2)} \bar{M}^{(21)}(t, T) - \bar{M}^{(21)}(t, T) F_{\nu\rho}^{(1)} \right) + \mathcal{O}(T^{-2}). \quad (4.22)$$

In the adiabatic limit, we then obtain $\bar{M}^{(21)}$ as

$$\bar{M}^{(21)} = U_0 \bar{\mathcal{U}}^{(2)\dagger} U_0^\dagger M^{(21)} U_0 \bar{\mathcal{U}}^{(1)} U_0^\dagger, \quad (4.23)$$

with the averaged evolution operators

$$\bar{\mathcal{U}}^{(j)} = e^{-i \int_0^T dt \left(E_j - \frac{i}{2} \sigma^{\mu\nu} \partial_\mu E_j \partial_\nu \tilde{E}_j \right)} \bar{\mathcal{U}}_B^{(j)}, \quad (4.24)$$

$$\bar{\mathcal{U}}_B^{(j)} = \mathcal{P} \exp \oint d\lambda^\mu \left(-A_\mu^{(j)} + i\sigma^{\nu\rho} F_{\nu\mu}^{(j)} \partial_\rho \tilde{E}_j \right).$$

The averaged Berry matrices, $\bar{\mathcal{U}}_B^{(j)}$, are defined almost identically as in Eq. (2.39) but with the Berry connection and curvature for the respective block and by replacing E_1 with E_j or \tilde{E}_j . In such two-block interferometric measurements, the averaged evolution operators $\bar{\mathcal{U}}^{(j)}$ appearing in $\bar{M}^{(21)}$, see Eq. (4.23), know about the presence of the other sector via the energy difference $E_1 - E_2$. Measuring the expectation value $\bar{\mathcal{M}}$ in Eq. (4.18) for various operators M and different initial states $|\psi(0)\rangle$, one can therefore map out the matrices $\bar{\mathcal{U}}_B^{(j)}$ and thus probe NAGD. An exception to this conclusion concerns the Abelian component $\det(\bar{\mathcal{U}}_B^{(j)})$, where only $\det(\bar{\mathcal{U}}_B^{(2)\dagger} \bar{\mathcal{U}}_B^{(1)})$ is accessible within the above scheme.

D. Spin echo protocols

The expression for $\bar{M}^{(21)}$ in Eq. (4.23) contains a deterministic dynamic phase factor $e^{i \int_0^T dt (E_2 - E_1)}$. In view of the condition $|E_2 - E_1| T \gg 1$, see Eq. (2.29), it is highly desirable to exclude such phase factors in order to simplify the analysis of experimental data. This can be done using a spin echo protocol inspired by nuclear magnetic resonance techniques, which becomes particularly simple for $N_2 = N_1 = N$. Moreover, we assume that one can implement a “flip operator” Σ_x which exchanges blocks 1 and 2 in a one-to-one correspondence and generalizes the Pauli operator σ_x (for $N = 1$) to the case $N \geq 2$. For $N = 2$, the matrix representation of Σ_x within blocks 1 and 2 (all other matrix elements vanish) is given by

$$\Sigma_x = \begin{pmatrix} 0 & 0 & 1 & 0 \\ 0 & 0 & 0 & 1 \\ 1 & 0 & 0 & 0 \\ 0 & 1 & 0 & 0 \end{pmatrix}. \quad (4.25)$$

We consider a spin echo protocol of total duration $2T$, where the base trajectory $\boldsymbol{\lambda}(t)$ describes a loop path for $0 \leq t \leq T$. At $t = T$ both subspaces are swapped by applying Σ_x . We then traverse the same loop again, $\boldsymbol{\lambda}(t) = \boldsymbol{\lambda}(t - T)$ for $T \leq t \leq 2T$, where we demand that the fluctuations $\delta \boldsymbol{\lambda}(t)$ for $t < T$ and $t > T$ are uncor-

related. At time $t = 2T$, both blocks are swapped once more by another application of the operator Σ_x . Finally, one measures the expectation value of an operator \tilde{M} as in Sec. IV C.

For a specific fluctuating trajectory, the final state, $|\psi_f\rangle = |\psi(t = 2T)\rangle$, is given by

$$|\psi_f\rangle = U_0 \Sigma_x \left(\mathcal{U}^{(1)} \Sigma_x \mathcal{U}^{(2)} P_2 + \mathcal{U}^{(2)} \Sigma_x \mathcal{U}^{(1)} P_1 \right) U_0^\dagger |\psi(0)\rangle, \quad (4.26)$$

$$\bar{M}_{\text{se}}^{(21)} = U_0 \bar{\mathcal{U}}^{(2)\dagger} \Sigma_x \bar{\mathcal{U}}^{(1)\dagger} \Sigma_x U_0^\dagger M^{(21)} U_0 \Sigma_x \bar{\mathcal{U}}^{(2)} \Sigma_x \bar{\mathcal{U}}^{(1)} U_0^\dagger = e^{-2\Gamma_{\text{dyn}} T} U_0 \bar{\mathcal{U}}_B^{(2)\dagger} \Sigma_x \bar{\mathcal{U}}_B^{(1)\dagger} \Sigma_x U_0^\dagger M^{(21)} U_0 \Sigma_x \bar{\mathcal{U}}_B^{(2)} \Sigma_x \bar{\mathcal{U}}_B^{(1)} U_0^\dagger, \quad (4.28)$$

where all contributions from deterministic dynamic phase factors indeed cancel out. We note that this cancellation can also be achieved by using a time-reversed protocol for $T \leq t \leq 2T$, i.e., $\lambda(t) = \lambda(2T - t)$. In this case, we find

$$\bar{M}_{\text{se}}^{(21)} = e^{-2\Gamma_{\text{dyn}} T} \times \bar{\mathcal{U}}_B^{(2)\dagger} \Sigma_x \left(\bar{\mathcal{U}}_B^{(1)\dagger} \right)^{-1} \Sigma_x M^{(21)} \Sigma_x \left(\bar{\mathcal{U}}_B^{(2)} \right)^{-1} \Sigma_x \bar{\mathcal{U}}_B^{(1)}, \quad (4.29)$$

since the averaged Berry matrix is replaced by its inverse when the trajectory is traversed in the opposite direction, cf. Sec. II C. In either case, dynamic dephasing is encoded by the non-universal dimensionless parameter

$$2\Gamma_{\text{dyn}} T = \frac{1}{2} \int_0^{2T} dt \sigma^{\mu\nu} \partial_\mu \tilde{E}_1 \partial_\nu \tilde{E}_1 = \int_0^T dt \sigma^{\mu\nu} \partial_\mu \tilde{E}_1 \partial_\nu \tilde{E}_1 \sim \sigma T. \quad (4.30)$$

It stands to reason that by repeating the experiment for different initial states and for different operators \tilde{M} , such a spin-echo protocol allows one to map out $\Sigma_x \bar{\mathcal{U}}_B^{(2)} \Sigma_x \bar{\mathcal{U}}_B^{(1)}$. This is, however, a somewhat tedious procedure. Fortunately, as we demonstrate next, in some cases one can study NAGD without a meticulous determination of the averaged Berry matrix.

Suppose that for the base trajectory, the Berry matrices of the two blocks satisfy the relation

$$\Sigma_x \mathcal{U}_B^{(2)} \Sigma_x \mathcal{U}_B^{(1)} = 1. \quad (4.31)$$

We then consider the polar decomposition $\bar{\mathcal{U}}_B^{(j)} = V^{(j)} R^{(j)}$ in the weak-noise limit. The results of Sec. II E 3 together with Eq. (4.31) imply that

$$V^{(2)} = \Sigma_x V^{(1)\dagger} \Sigma_x + \mathcal{O}(\mathfrak{s}^2), \quad (4.32)$$

while the NAGD part is given by

$$R^{(j)} = 1 + \mathfrak{s} r^{(j)} + \mathcal{O}(\mathfrak{s}^2), \quad (4.33)$$

with $\mathcal{U}^{(j)}$ in Eq. (4.20). Defining the averaged expectation value as

$$\bar{\mathcal{M}}_{\text{se}} = \left\langle \langle \psi_f | \tilde{M} | \psi_f \rangle \right\rangle_{\text{env}} = \langle \psi(0) | \bar{M}_{\text{se}} | \psi(0) \rangle \quad (4.27)$$

and repeating the calculation of Sec. IV C, we obtain the averaged operator

where $r^{(j)}$ can be read off from Eq. (2.56). Up to $\mathcal{O}(\mathfrak{s}^2)$ terms, we thereby find

$$\Sigma_x \bar{\mathcal{U}}_B^{(2)} \Sigma_x \bar{\mathcal{U}}_B^{(1)} = 1 + \mathfrak{s} \left(\Sigma_x V^{(2)} r^{(2)} V^{(2)\dagger} \Sigma_x + r^{(1)} \right). \quad (4.34)$$

Changing the orientation sense of the trajectory in the same spin echo protocol, $\lambda'(t) = \lambda(T - t)$ for $0 \leq t \leq T$ and $\lambda'(t) = \lambda(2T - t)$ for $T \leq t \leq 2T$, we have to replace $\bar{\mathcal{U}}_B^{(j)} \rightarrow (\bar{\mathcal{U}}_B^{(j)})^{-1}$. Instead of Eq. (4.34), we now obtain

$$\Sigma_x (\bar{\mathcal{U}}_B^{(2)})^{-1} \Sigma_x (\bar{\mathcal{U}}_B^{(1)})^{-1} = 1 - \mathfrak{s} \left(\Sigma_x r^{(2)} \Sigma_x + V^{(1)} r^{(1)} V^{(1)\dagger} \right). \quad (4.35)$$

In the Abelian and poor man's non-Abelian cases, $V^{(j)}$ and $r^{(j)}$ commute with each other, implying that the unitaries $V^{(j)}$ effectively disappear from Eqs. (4.34) and (4.35). Hence the contributions $\sim \mathfrak{s}$ in these two equations differ by a sign change. The terms $\sim \mathfrak{s}$ in $\bar{M}_{\text{se}}^{(21)}$, cf. Eq. (4.28), and in $\bar{\mathcal{M}}_{\text{se}}$, cf. Eq. (4.27), thus have opposite sign for opposite trajectory orientation. This feature represents a clear hallmark of Abelian and poor man's non-Abelian systems. However, in the truly non-Abelian case, $V^{(j)}$ and $r^{(j)}$ do not necessarily commute, and hence contributions $\sim \mathfrak{s}$ to $\bar{\mathcal{M}}_{\text{se}}$ may change arbitrarily (or even may not change at all) when the orientation sense of the protocol is reversed. Detecting this feature amounts to having a smoking gun signature for non-Abelian (as opposed to Abelian) geometric dephasing. We give a specific example in Sec. V E below.

E. Berry matrices of different subblocks

The condition (4.31) for Berry matrices in different blocks may seem natural for systems with only two blocks. Indeed, it is well known that for the Abelian case realized in a spin-1/2 system [3], the states with opposite spin projections acquire opposite Berry phases. We show below that in general, such a relation does not hold for non-Abelian Berry phases. As a consequence, protocols respecting Eq. (4.31) have to be carefully designed.

Consider a two-block system with block degeneracies $N_1 = N_2 = N$. The unitary matrix $U(\lambda)$ describing the degenerate spaces at different parameter values, see Eq. (2.1), belongs to the group $U(2N)$. Since a common overall phase in $U(\lambda)$ does not change the Hamiltonian, one can redefine $U(\lambda) \rightarrow U(\lambda)/[\det U(\lambda)]^{1/2N}$, and thus choose $U(\lambda) \in SU(2N)$. Hence $\alpha_\mu = U^\dagger \partial_\mu U$ in Eq. (2.7) is a traceless anti-Hermitian matrix representing an element of the Lie algebra $su(2N)$. The Berry connection in block j is obtained by the projection $A_\mu^{(j)} = P_j \alpha_\mu P_j$. As a consequence, $A_\mu^{(j)}$ is an element of the Lie algebra $u(N)$. Note that the algebra is not restricted to $su(N)$ since it does not have to be traceless. However, the tracelessness of α_μ implies that we have

$$\text{tr} A_\mu^{(1)} = -\text{tr} A_\mu^{(2)}. \quad (4.36)$$

For a two-block Abelian ($N = 1$) system, the Berry phases picked up in different blocks therefore have opposite sign but equal absolute value. However, for generic non-Abelian systems, Eq. (4.36) is not sufficient to uniquely relate $A_\mu^{(1)}$ and $A_\mu^{(2)}$. Since there are no other restrictions on α_μ even when taking the gauge freedom into account, we conclude that for generic non-Abelian systems, no specific relation between $A_\mu^{(1)}$ and $A_\mu^{(2)}$ exists. Moreover, even if it were to exist, it would not imply a relation between $\mathcal{U}_B^{(1)}$ and $\mathcal{U}_B^{(2)}$ since the connection components $A_\mu^{(j)}(\lambda)$ for different λ do not commute.

An explicit example for Berry matrices $\mathcal{U}_B^{(1)}$ and $\mathcal{U}_B^{(2)}$ that are not connected by a simple relation can be constructed for a spin $S = 3/2$ system experiencing nuclear quadrupole resonance, cf. Eqs. (4.4) to (4.6). Defining block 1 from the states with spin projection $\pm 3/2$, we see that this block represents a poor man's non-Abelian system since for any parameter trajectory, $\mathcal{U}_B^{(1)}$ is diagonal in the basis of $|\pm 3/2\rangle$ states. However, block 2 is spanned by the states $|\pm 1/2\rangle$ and represents a truly non-Abelian system. Indeed, for any state in this block, there is a trajectory such that $\mathcal{U}_B^{(2)}$ does not leave the state invariant.

Another example follows from the Majorana five-star geometry in Sec. V, where the Berry curvature $F_{\mu\nu}^{(s)}$ of the two blocks (denoted by $s = \pm 1$ below) is given by Eq. (5.12). Here one finds that the $F_{\mu\nu}^{(s)}$ components involving one index $\mu, \nu = \theta_4$ are $\sim s$ while the three other curvature components are independent of s . We have checked that it is not possible to make all six components independent of s (or all $\sim s$) by gauge transformations, see Eq. (2.12). In fact, all three Pauli matrices appear in the s -independent components and in those $\sim s$, and a gauge transformation flipping the sign of any Pauli matrix affects both groups. Since $F_{\mu\nu}^{(s)}$ can be viewed as the leading non-trivial contribution to the Berry matrix $\mathcal{U}_B^{(s)}$ over an infinitesimal contour in the $(\lambda^\mu, \lambda^\nu)$ plane [47], we have another example for two-block Berry matrices not connected by a simple relation.

F. Averaged density matrices

The observables of interest in systems supporting non-Abelian Berry phases may also involve more than one or two blocks as studied so far, see Secs. IV B to IV D. We next briefly discuss the averaged density matrix of a general system subject to NAGD. One can calculate the expectation values of arbitrary observables as follows. The initial system state $|\psi(0)\rangle$ corresponds to the density matrix $\rho(0) = |\psi(0)\rangle\langle\psi(0)|$. The density matrix at time t is then given by

$$\rho(t) = \sum_{j,k} U_0 \mathcal{U}^{(j)}(t) P_j U_0^\dagger \rho(0) U_0 P_k \mathcal{U}^{(k)\dagger}(t) U_0^\dagger, \quad (4.37)$$

with U_0 in Eq. (4.1) and

$$\begin{aligned} \mathcal{U}^{(j)}(t) &= e^{-i \int_0^t d\tau E_j(\lambda(\tau) + \delta\lambda(\tau))} \\ &\times \mathcal{T} \exp \int_0^t d\tau \dot{\lambda}^\mu \left(-A_\mu^{(j)} + \delta\lambda^\nu F_{\mu\nu}^{(j)} \right). \end{aligned} \quad (4.38)$$

The average $\bar{\rho}(t) = \langle \rho(t) \rangle_{\text{env}}$ can be computed along the lines of the calculation of $\bar{M}^{(21)}(t, T)$ in Sec. IV C, i.e., one evaluates $d\bar{\rho}/dt$, performs the fluctuation average, neglects terms $\mathcal{O}(T^{-2})$, and solves the resulting differential equation. We thereby find

$$\bar{\rho}(t) = \sum_{j,k} U_0 \bar{\mathcal{U}}^{(j;k)}(t) P_j U_0^\dagger \rho(0) U_0 P_k \bar{\mathcal{U}}^{(k;j)\dagger}(t) U_0^\dagger, \quad (4.39)$$

with the averaged evolution operators

$$\begin{aligned} \bar{\mathcal{U}}^{(j;k)}(t) &= e^{-i \int_0^t dt (E_j - \frac{i}{2} \sigma^{\mu\nu} \partial_\mu E_j \partial_\nu [E_j - E_k])} \times \\ &\times \mathcal{P} \exp \int_0^t dt \dot{\lambda}^\mu \left(-A_\mu^{(j)} + i \sigma^{\nu\rho} F_{\nu\mu}^{(j)} \partial_\rho [E_j - E_k] \right). \end{aligned} \quad (4.40)$$

The final result for $\bar{\rho}(T)$ immediately follows from Eq. (4.39). In agreement with the results of Sec. IV B, we observe that both dynamic and geometric dephasing terms vanish in a one-block ($j = k$) system.

V. APPLICATION: MODIFIED MAJORANA BRAIDING PROTOCOLS

In this section, we consider a concrete application to illustrate how one may experimentally detect NAGD features using a specific spin echo protocol, cf. Sec. IV D. From a theoretical point of view, the arguably simplest system that would allow one to observe NAGD signatures in an unambiguous manner is defined by the star-like Majorana bound state (MBS) structures illustrated in Fig. 3. In particular, for this application we can easily identify observables that satisfy the conditions specified in Secs. IV C and IV D. Related setups have been theoretically studied in the context of non-Abelian braiding [23, 39–42]. We emphasize that here we study modified Majorana braiding setups with the aim of detecting

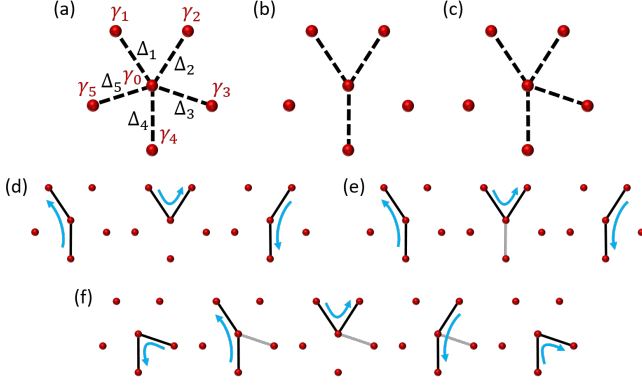


FIG. 3. Star-like Majorana setups and protocols for NAGD detection. **(a)**: Five-star Majorana setup with tunnel couplings $\Delta_{j=1,\dots,5}$ between Majorana operators γ_0 and γ_j , see Eq. (5.1). **(b)**: Three-star setup with $\Delta_3 = \Delta_5 = 0$ (dashed black lines indicate $\Delta_j \neq 0$). This is a poor man's non-Abelian setup — while the Hamiltonian has a degeneracy, all components of the Berry connection (and of the Berry curvature) commute with each other. **(c)**: Five-star Majorana setup used for the NAGD detection protocol with $\Delta_5 = 0$. This represents a truly non-Abelian setup. **(d)**: Topologically protected Majorana braiding protocol in the three-star setup, cf. Ref. [23]. Solid black lines indicate the non-zero couplings, $\Delta_j(t) \neq 0$, during the respective time interval. The shown sequence leads to an exchange of γ_1 and γ_2 . In the first step, one starts with $\Delta_4 > 0$ and all other $\Delta_j = 0$. The blue arrow indicates that $\Delta_4(t)$ is slowly reduced to zero while $\Delta_1(t)$ is simultaneously ramped up, and similarly for the other steps. **(e)**: Elementary steps for the NAGD detection protocol in the poor man's non-Abelian case using the three-star setup in panel (b). The grey solid line indicates an additional constant coupling $\Delta'_4 \neq 0$ which breaks topological protection and implies NAGD. For a full description of this protocol, see Sec. VD. **(f)**: Same as in panel (e) but for the truly non-Abelian case, where $\Delta'_3 \neq 0$ denotes a constant additional coupling (grey) present during the respective time intervals. For details, see Sec. VE.

NAGD, and not for characterizing errors in Majorana qubit operations. The latter errors concern only one degenerate block and, as follows from the considerations in Sec. IV B, are due to non-adiabatic corrections [40].

We introduce the Hamiltonian used for modeling this setup in Sec. VA. Next, techniques for reading out and/or manipulating the system are described. Albeit these proposals can be found in the literature [23, 24, 48–54], for the convenience of the reader, Sec. VB provides a brief summary of these techniques. We then discuss in Sec. VC how fluctuating parameter trajectories can be generated in this system.

Protocols for NAGD detection in the poor man's non-Abelian case, cf. Sec. IIE, are addressed in Sec. VD. By poor man's non-Abelian we mean cases where the matrices V and R in the polar decomposition (2.48) always commute. We note that the conventional three-star Majorana setup in Fig. 3(b) yields commuting V and R matrices independently of the protocol employed. The

protected braiding protocol is shown in Fig. 3(d), see Refs. [23, 39–42]. To break topological protection and obtain NAGD contributions, see Sec. IIIB, we allow for a non-zero coupling $\Delta'_4 \neq 0$ as shown for the protocol in Fig. 3(e). This protocol allows one to detect NAGD for the poor man's non-Abelian case, as we discuss in Sec. VD.

To obtain NAGD features in a truly non-Abelian system with $[V, R] \neq 0$, we study a five-star Majorana setup, cf. Fig. 3(c), using the protocol shown in Fig. 3(f). In that case, an additional coupling $\Delta'_3 \neq 0$ is switched on during the indicated time intervals and serves to break topological protection. We show in detail how to implement the corresponding NAGD detection protocol in Sec. VE. Importantly, the relative simplicity of this problem admits an analytical solution for the adiabatic quantum dynamics in both the poor man's and the truly non-Abelian case. This allows us to devise protocols for observing simple signatures of NAGD.

A. Model

1. Five-star Majorana setup

The setup in Fig. 3(a) is modeled by the Hamiltonian

$$H_M(t) = i\gamma_0 \sum_{j=1}^5 \Delta_j(t) \gamma_j, \quad (5.1)$$

where the Majorana operators $\gamma_k = \gamma_k^\dagger$ satisfy the anti-commutator algebra $\{\gamma_k, \gamma_l\} = 2\delta_{kl}$ [23]. The $d = 5$ real-valued tunnel couplings, $\Delta_j(t)$, correspond to our general control parameters $\lambda(t)$. Note that Eq. (5.1) represents an effective low-energy theory, where all relevant energy scales are assumed to be well below the proximity gap of the topological superconductor hosting the MBSs. (At higher energies, one also has to include effects caused by above-gap quasi-particle excitations.) The standard three-star setup follows from Eq. (5.1) by simply putting some tunnel couplings to zero, see Fig. 3(b).

Next we observe that $H_M^2(t) = \sum_{j=1}^5 \Delta_j^2(t)$ and that the combination $\sum_{j=1}^5 \Delta_j(t) \gamma_j$ defines an effective Majorana fermion (up to a real-valued overall prefactor). Therefore H_M has exactly two eigenenergies,

$$E_{\pm} = \pm \mathcal{E}/2, \quad \mathcal{E} = 2 \left(\sum_j \Delta_j^2 \right)^{1/2}. \quad (5.2)$$

The energies E_- and E_+ correspond to the energies E_1 and E_2 in Sec. IV, respectively, and \mathcal{E} represents the energy scale appearing in the expansion parameters listed in Eq. (2.28).

Importantly, the total fermion number parity is conserved by the Hamiltonian (5.1). We thus can focus on a Hilbert space sector with fixed total parity. For concreteness, we choose even total parity from now on, but

the results for the odd parity sector follow accordingly. The Hilbert space is then four-dimensional, and each of the levels $E_{\pm} = \pm\mathcal{E}/2$ is two-fold degenerate ($N = 2$) for arbitrary choice of the tunnel couplings $\{\Delta_j\}$. Below we use the four basis states

$$\left\{ |0_{12}0_{34}0_{05}\rangle, |1_{12}0_{34}1_{05}\rangle, |0_{12}1_{34}1_{05}\rangle, |1_{12}1_{34}0_{05}\rangle \right\} \quad (5.3)$$

to span the even-parity sector of the Hilbert space, where $n_{jk} = 0, 1$ contains the Majorana parity eigenvalue $i\gamma_j\gamma_k = 2n_{jk} - 1 = \pm 1$. In what follows, it is convenient to parametrize the tunnel couplings in terms of hyper-spherical coordinates,

$$\begin{aligned} \Delta_5 &= \frac{\mathcal{E}}{2} \cos \theta_1, \\ \Delta_3 &= \frac{\mathcal{E}}{2} \sin \theta_1 \cos \theta_2, \\ \Delta_4 &= \frac{\mathcal{E}}{2} \sin \theta_1 \sin \theta_2 \cos \theta_3, \\ \Delta_1 &= \frac{\mathcal{E}}{2} \sin \theta_1 \sin \theta_2 \sin \theta_3 \cos \theta_4, \\ \Delta_2 &= \frac{\mathcal{E}}{2} \sin \theta_1 \sin \theta_2 \sin \theta_3 \sin \theta_4, \end{aligned} \quad (5.4)$$

with the angles $\theta_{i=1,2,3} \in [0, \pi]$ and $\theta_4 \in [0, 2\pi]$. Writing $\theta_0 = \mathcal{E}/2$, the parameters θ_{μ} with $\mu = 0, \dots, 4$ can be identified with the control parameters λ^{μ} (instead of the tunnel couplings Δ_j).

2. Eigenstates

Using Eq. (5.4), we can express H_M in Eq. (5.1) as

$$H_M = U_4 U_3 U_2 U_1 \left(\frac{i\mathcal{E}}{2} \gamma_0 \gamma_5 \right) U_1^{\dagger} U_2^{\dagger} U_3^{\dagger} U_4^{\dagger}, \quad (5.5)$$

with the parameter-dependent unitary matrices

$$\begin{aligned} U_1 &= e^{-\theta_1 \gamma_5 \gamma_3 / 2}, & U_2 &= e^{-\theta_2 \gamma_3 \gamma_4 / 2}, \\ U_3 &= e^{-\theta_3 \gamma_4 \gamma_1 / 2}, & U_4 &= e^{-\theta_4 \gamma_1 \gamma_2 / 2}. \end{aligned} \quad (5.6)$$

Note that $U_4 U_3 U_2 U_1$ corresponds to $U(\boldsymbol{\lambda})$ in Eq. (2.1). Denoting the two eigenstates for energy $E_{s=\pm} = s\mathcal{E}/2$ by $|a, s\rangle$ (with $a = 1, 2$), Eq. (5.5) directly gives

$$|a, s\rangle = U_4 U_3 U_2 U_1 |a, s\rangle_0, \quad (5.7)$$

where $|a, s\rangle_0$ is the corresponding eigenstate of $(i\mathcal{E}/2)\gamma_0\gamma_5$. In the basis (5.3), we have

$$\begin{aligned} |1, -\rangle_0 &= \begin{pmatrix} 1 \\ 0 \\ 0 \\ 0 \end{pmatrix}, & |2, -\rangle_0 &= \begin{pmatrix} 0 \\ 0 \\ 0 \\ 1 \end{pmatrix}, \\ |1, +\rangle_0 &= \begin{pmatrix} 0 \\ 1 \\ 0 \\ 0 \end{pmatrix}, & |2, +\rangle_0 &= \begin{pmatrix} 0 \\ 0 \\ 1 \\ 0 \end{pmatrix}. \end{aligned} \quad (5.8)$$

Clearly, all four states in Eq. (5.7) are orthonormal.

3. Berry connection

Next we compute the Berry connection, $A_{\mu}^{(s)}$, for the respective block $s = \pm$. Instead of the tunnel couplings, we use the parameters in Eq. (5.4), i.e., the four angles $\theta_{i=1,\dots,4}$ and $\theta_0 = \mathcal{E}/2$. According to Eq. (2.7), the 2×2 matrix $A_{\theta_{\mu}}^{(s)}$ has the elements $\left(A_{\theta_{\mu}}^{(s)} \right)_{aa'} = \langle a, s | \partial_{\theta_{\mu}} | a', s \rangle$. Given the above expressions, it is straightforward to compute the Berry connection. We find

$$\begin{aligned} A_{\theta_0}^{(s)} &= A_{\theta_1}^{(s)} = 0, & A_{\theta_2}^{(s)} &= -\frac{i}{2} \cos \theta_1 \sigma_z^{(s)}, \\ A_{\theta_3}^{(s)} &= -\frac{i}{2} \left(\cos \theta_2 \sigma_x^{(s)} - \sin \theta_2 \cos \theta_1 \sigma_y^{(s)} \right), \\ A_{\theta_4}^{(s)} &= \frac{is}{2} \left(\cos \theta_3 \sigma_z^{(s)} + \sin \theta_3 \cos \theta_2 \sigma_y^{(s)} + \right. \\ &\quad \left. + \sin \theta_3 \sin \theta_2 \cos \theta_1 \sigma_x^{(s)} \right), \end{aligned} \quad (5.9)$$

where we define Pauli matrices acting in the subspace with fixed $s = \pm$ in Eq. (5.3). For instance, $\sigma_x^{(s)}$ has the matrix elements

$${}_0 \langle a, s' | \sigma_x^{(s)} | a', s' \rangle_0 = \delta_{ss'} \begin{pmatrix} 0 & 1 \\ 1 & 0 \end{pmatrix}_{aa'}, \quad (5.10)$$

and similarly for $\sigma_{y,z}^{(s)}$.

We note that the Berry connection components $A_{\theta_{\mu}}^{(s)}$ can become singular when some of the parameters reach $\theta_{\mu} = 0$ or π . For example, for $\theta_1 = 0$, the values of θ_2, θ_3 , and θ_4 are undefined since they do not affect the tunnel couplings Δ_j in Eq. (5.4). Nonetheless, $A_{\theta_4}^{(s)}$ will depend on the values of θ_2 and θ_3 . This singularity is caused by the fact that the U_j in Eq. (5.6) depend on all the angles. The ambiguity corresponds to choosing different bases in the degenerate blocks when $\theta_{\mu} = 0$, i.e., to performing a gauge transformation. In general, one has to define several charts (coordinate systems) covering the parameter space, calculate $A_{\mu}^{(s)}$ in each of them, split the evolution trajectory into pieces that do not approach singular points in the appropriate charts, calculate the respective pieces of the Berry matrix, and glue them together using appropriate gauge transformations. In our case, however, we can resolve this issue in a simpler manner. In fact, the protocols below will only start and end at singular points but never cross them. The adiabatic evolution of $|\psi(t)\rangle$ in Eq. (2.3) yields

$$|\psi(T)\rangle = U(\boldsymbol{\lambda}(T)) \mathcal{U} U^{\dagger}(\boldsymbol{\lambda}(0)) |\psi(0)\rangle \quad (5.11)$$

with \mathcal{U} in Eq. (2.6). Hence one simply has to replace U_0 in Sec. IV by either $U(\boldsymbol{\lambda}(T))$ or $U(\boldsymbol{\lambda}(0))$ in the appropriate places. We can thereby account for the fact that the bases at the start and at the end of the loop trajectory are different.

4. Berry curvature

The components of the Berry curvature tensor $F_{\mu\nu}^{(s)}$, see Eq. (2.11), then follow as

$$\begin{aligned} F_{\theta_1\theta_2}^{(s)} &= \frac{i}{2} \sin \theta_1 \sigma_z^{(s)}, & F_{\theta_1\theta_3}^{(s)} &= -\frac{i}{2} \sin \theta_1 \sin \theta_2 \sigma_y^{(s)}, \\ F_{\theta_1\theta_4}^{(s)} &= \frac{is}{2} \sin \theta_1 \sin \theta_2 \sin \theta_3 \sigma_x^{(s)}, \\ F_{\theta_2\theta_3}^{(s)} &= \frac{i}{2} \sin^2 \theta_1 \sin \theta_2 \sigma_x^{(s)}, \\ F_{\theta_2\theta_4}^{(s)} &= -is \cos \theta_1 \cos \theta_2 \sin \theta_3 \sigma_x^{(s)} \\ &\quad - \frac{is}{2} (1 + \cos^2 \theta_1) \sin \theta_2 \sin \theta_3 \sigma_y^{(s)}, \\ F_{\theta_3\theta_4}^{(s)} &= -is \cos \theta_1 \sin \theta_2 \cos \theta_3 \sigma_x^{(s)} \\ &\quad - \frac{is}{2} (1 + \cos^2 \theta_1) \sin^2 \theta_2 \sin \theta_3 \sigma_z^{(s)}. \end{aligned} \quad (5.12)$$

All other matrix elements follow by antisymmetry, $F_{\nu\mu}^{(s)} = -F_{\mu\nu}^{(s)}$, or vanish identically.

B. Readout and manipulation of Majorana parities

In the NAGD detection protocols discussed below for the Majorana setups in Fig. 3, it is necessary to have experimental access to the local Majorana parities $\hat{p}_{j,k} = i\gamma_j\gamma_k$ with eigenvalues $p_{j,k} = \pm 1$. In this subsection, in order to keep the paper self-contained, we shall summarize some of the recent proposals [48–54] on (i) how to perform a projective readout of Majorana parities, (ii) how to apply the “flip operator” $\hat{p}_{j,k}$ to the system state (note that $\hat{p}_{j,k}$ anticommutes with $\hat{p}_{j,n \neq k}$ and $\hat{p}_{m \neq j,k}$, and thus flips those parities), and (iii) how to initialize the system in a specific superposition state $|\psi(0)\rangle$.

For simplicity, we here assume that the five-star setup in Fig. 3 is realized by using a single floating superconducting island with the large charging energy E_C (such that the tunnel couplings $\Delta_j \ll E_C$) [53]. We also assume that the system is operated under Coulomb valley conditions, i.e., the total charge on the island is quantized. While similar techniques can be used for the grounded case with $E_C \rightarrow 0$, see Refs. [49, 50], working with a large charging energy has several key advantages. On one hand, it protects the system against accidental electron tunneling processes involving the measurement and/or manipulation devices. On the other hand, it also provides a partial protection against quasi-particle poisoning processes, see Refs. [52, 54] for details. In effect, the Hamiltonian H_M in Eq. (5.1) then provides an accurate description of the low-energy physics taking place within the quantized ground-state charge sector. In particular, the tunnel couplings $\Delta_j(t)$ in Eq. (5.1) describe the overlap between MBS wave functions associated with γ_0 and γ_j . In practice, such overlaps can be varied by changing the voltage on a finger-gate electrode near those two MBSs [24]. By depleting the corresponding region,

one can completely switch off the respective coupling, $\Delta_j \rightarrow 0$.

Let us first describe how one can projectively measure the Majorana parity eigenvalue $p_{j,k} = \pm 1$ for a given system state. This task can be achieved by interferometric readout techniques [48, 51–54]. Consider, for instance, two normal-conducting leads that are tunnel-coupled with amplitudes t_j and t_k to the respective Majorana operators γ_j and γ_k . For large E_C , transport between those two leads is only possible through cotunneling processes. The transmission amplitude is then given by $it_{\text{cot}}\gamma_j\gamma_k$ with $t_{\text{cot}} \approx t_j t_k^*/E_C$. To enable an interferometric readout of $i\gamma_j\gamma_k$, one needs a phase-coherent reference arm of tunnel amplitude t_0 which provides a direct tunneling path between both leads not involving the Majorana island. The total transmission probability, $|t_0 + t_{\text{cot}}p_{j,k}|^2$, is then sensitive to the eigenvalue $p_{j,k}$, where we exploit that the measurement is projective [51, 53]. Since the total transmission probability directly determines the linear conductance between both leads, measuring the latter will also provide an interferometric readout of the Majorana parity. This idea can also be implemented with quantum dots instead of leads, see Refs. [53, 54].

Similarly, one can apply the operator $\hat{p}_{j,k}$ to a given state $|\psi\rangle$ by forcing a single electron to tunnel between both leads (in the absence of the reference arm). Since it is difficult to control the leads in that manner, a more practical variant is to instead employ a pair of single-level quantum dots and to vary their energy levels such that an electron is transferred across the island with high probability. While this is always possible by using a sufficiently slow (adiabatic) change of the dot energy levels, one could also perform this operation in a non-adiabatic way by confirming the outcome, i.e., by measuring the dot occupations after the electron pumping protocol. In any case, once we know that a single electron has been transferred, the above arguments imply that the operator $\hat{p}_{j,k}$ has been applied to the system state. For further details, see Refs. [52–54].

Finally, one can prepare a specific initial state $|\psi(0)\rangle$ of the system by the readout of suitable Majorana parity operators. For instance, suppose we want to prepare the state

$$|\psi(0)\rangle = (|0_{12}0_{03}0_{45}\rangle + |1_{12}1_{03}0_{45}\rangle) / \sqrt{2}. \quad (5.13)$$

This state can be obtained from $|0_{12}0_{03}0_{45}\rangle$ by measuring $\hat{p}_{0,2}$ with outcome $p_{0,2} = -1$, cf. Ref. [53]. In order to prepare the product state $|0_{12}0_{03}0_{45}\rangle$, it suffices to measure the local parity eigenvalues $p_{1,2} = p_{0,3} = p_{4,5} = +1$ by using the above readout techniques.

C. Coupling to the environment

The independently fluctuating parameters for our Majorana setup are the tunnel couplings, $\Delta_j(t) \rightarrow \Delta_j(t) + \delta\Delta_j(t)$, where the Gaussian fluctuations $\delta\Delta_j(t)$ have

zero mean, $\langle \delta\Delta_j(t) \rangle_{\text{env}} = 0$. We assume for simplicity that fluctuations of different tunnel couplings are uncorrelated. To rationalize this assumption, let us give an example for how such fluctuations could be generated in practice. We consider the effects of charge fluctuations in the gate electrode regulating the respective coupling. The electrostatic potential thereby fluctuates around some average value, where the magnitude of the fluctuations can be controlled by the circuit parameters defining the electromagnetic environment of the setup [55]. Since charge fluctuations on different gates are independent, we see that the fluctuations $\delta\Delta_j$ connecting different Majorana pairs are indeed uncorrelated. Moreover, since the tunnel couplings Δ_j are exponentially sensitive to changes in the electrostatic potential, or to changes in the distance between the two MBSs coupled by Δ_j , fluctuations generally act in a multiplicative way for this type of system, i.e., $\delta\Delta_j(t) \sim \Delta_j(t)$, see Refs. [39, 40] for a detailed discussion of this point. Equation (2.27) thus yields the noise correlation function

$$\langle \delta\Delta_j(t) \delta\Delta_k(t') \rangle_{\text{env}} = \sigma_j^\Delta(t) \delta_{jk} \delta_{\tau_c}(t - t'), \quad (5.14)$$

where the multiplicative fluctuation law $\delta\Delta_j \sim \Delta_j$ implies that the noise amplitude parameters σ_j^Δ can be written as

$$\sigma_j^\Delta(t) = \kappa_j \Delta_j^2(t). \quad (5.15)$$

We demand that the constants κ_j satisfy $\kappa_j \mathcal{E} \ll 1$ such that the conditions (2.29) are met. Let us emphasize that whenever some tunnel coupling Δ_j is switched off, $\Delta_j(t) = 0$, the corresponding fluctuations $\delta\Delta_j$ are fully quenched by virtue of Eq. (5.15). The absence of fluctuations for $\Delta_j = 0$ is behind the topological protection of the Majorana braiding protocol shown in Fig. 3(d), see Refs. [39, 40] as well as Secs. III B and V D.

However, as we have seen in Sec. V A, the Berry connection and curvature are more conveniently computed in terms of the θ_μ variables in Eq. (5.4). We thus express the $\delta\theta_\mu$ fluctuations in terms of the $\delta\Delta_j$. Using $\delta\Delta_j = \sum_\mu (\partial_{\theta_\mu} \Delta_j) \delta\theta_\mu$, calculating the derivatives, and inverting the relation, we find $\delta\theta_\mu = \sum_j \mathbf{T}_{\mu,j} \delta\Delta_j$. The explicit form of the transformation matrix \mathbf{T} is specified in the Appendix, see Eq. (A2). We thereby arrive at the equivalent noise correlation function

$$\langle \delta\theta_\mu(t) \delta\theta_\nu(t') \rangle_{\text{env}} = \sigma^{\mu\nu}(t) \delta_{\tau_c}(t - t'), \quad (5.16)$$

where the noise amplitude matrix for the θ_μ parameters is with Eq. (5.15) given by

$$\sigma^{\mu\nu}(t) = \sum_j \kappa_j \Delta_j^2(t) \mathbf{T}_{\mu,j}(t) \mathbf{T}_{\nu,j}(t). \quad (5.17)$$

D. Poor man's non-Abelian case

The poor man's non-Abelian case arises in a degenerate system where always $[V, R] = 0$ in the polar decomposition (2.48). This case can be realized for the three-star setup in Fig. 3(b), as we show in this subsection.

1. Topologically protected braiding protocol

We start with the standard Majorana braiding protocol [23, 39–42] shown in Fig. 3(d). As discussed in Sec. III B, one does not expect NAGD in this case since there are no fluctuations of the geometric phase. Indeed, at any given time no more than two $\Delta_j(t) \neq 0$. In view of Eq. (5.15), only those two couplings can fluctuate and, as a consequence, fluctuations can only move one back and forth along the trajectory. The geometric shape of the path in parameter space therefore remains unchanged. Since NAGD is caused by cross-correlations of energy fluctuations and geometric phase fluctuations, this braiding protocol is protected against geometric dephasing.

In order to explicitly verify the absence of geometric phase fluctuations within our formalism in Sec. V A, let us write out the braiding protocol in Fig. 3(d) in terms of the θ_μ parameters. (1) The protocol starts from a configuration with only $\Delta_4 \neq 0$ such that $\theta_1 = \theta_2 = \pi/2$ but $\theta_3 = \theta_4 = 0$, see Eq. (5.4). (2) One then changes $\theta_3(t)$ adiabatically from $\theta_3 = 0$ to $\theta_3 = \pi/2$. At the end of this step, we have only $\Delta_1 \neq 0$. The relevant Berry connection vanishes during this step since $\theta_1 = \theta_2 = \pi/2$, and hence $A_{\theta_3}^{(\pm)} = 0$ from Eq. (5.9). The corresponding NAGD contribution (2.39) also vanishes because of $\theta_4 = 0$,

$$\begin{aligned} \dot{\theta}_3 \sigma^{\theta_0\nu} F_{\nu\theta_3}^{(s)} &= \dot{\theta}_3 \frac{is\mathcal{E}}{4} \sigma_z^{(s)} \sin^3 \theta_3 \times \\ &\times \sin \theta_4 \cos \theta_4 (\kappa_2 \sin^2 \theta_4 - \kappa_1 \cos^2 \theta_4) = 0, \end{aligned} \quad (5.18)$$

where the needed Berry curvature components follow from Eq. (5.12). (3) Next one varies θ_4 from 0 to $\pi/2$. Again, the relevant connection component vanishes, $A_{\theta_4}^{(s)} = 0$, since $\theta_1 = \theta_2 = \theta_3 = \pi/2$. The NAGD contribution then vanishes because of $\theta_3 = \pi/2$,

$$\begin{aligned} \sigma^{\theta_0\nu} F_{\nu\theta_4}^{(s)} &= -\frac{is\mathcal{E}}{4} \sigma_z^{(s)} \sin^2 \theta_3 \cos \theta_3 \\ &\times (\kappa_1 \sin^2 \theta_3 \cos^4 \theta_4 + \kappa_2 \sin^2 \theta_3 \sin^4 \theta_4 - \kappa_4 \cos^2 \theta_3) = 0. \end{aligned} \quad (5.19)$$

(4) Finally, one changes $\theta_3(t)$ from $\pi/2$ to 0 to arrive back at only $\Delta_4 \neq 0$. Again, as during the second step, $A_{\theta_3} = \sigma^{\theta_0\nu} F_{\nu\theta_3}^{(s)} = 0$, now due to $\theta_4 = \pi/2$. We conclude that no phase or dephasing terms are accumulated along the braiding trajectory, and $\mathcal{U} = 1$.

One may ask how braiding then arises. To answer this question, we have to account for a basis change between the start and end points of the protocol. Using Eq. (5.11), while the states $|\psi(t)\rangle$ in the local λ -dependent basis are transformed by $\mathcal{U} = 1$ when the braiding protocol is executed, one finds that the physical states $|\psi(t)\rangle$ are transformed by $U(\lambda(T))\mathcal{U}U^\dagger(\lambda(0)) = e^{-\pi\gamma_1\gamma_2/4}$. We thereby recover the correct braiding operator, cf. Ref. [23].

2. NAGD in the poor man's non-Abelian setup

For an arbitrary parameter trajectory in the three-star setup with $\Delta_3 = \Delta_5 = 0$, see Fig. 3(b), NAGD contributions will arise once all three remaining couplings (Δ_1 , Δ_2 , and Δ_4) are simultaneously switched on during a part of the protocol. For example, consider the specific NAGD detection protocol in Fig. 3(e). Here we include a tunnel coupling $\Delta'_4 \neq 0$ during intermediate steps when, at the same time, also fluctuating tunnel couplings $\Delta_1(t)$ and $\Delta_2(t)$ are present.

Let us first show that a setup with $\Delta_3 = \Delta_5 = 0$ represents the poor man's non-Abelian case. Using the parametrization in Eq. (5.4), we observe that arbitrary values of θ_0 , θ_3 , and θ_4 are possible but we have $\theta_1 = \theta_2 = \pi/2$. The relevant components of the Berry connection in Eq. (5.9) are then given by

$$A_{\theta_3}^{(s)} = 0, \quad A_{\theta_4}^{(s)} = \frac{is}{2} \cos \theta_3 \sigma_z^{(s)}, \quad (5.20)$$

and the NAGD contributions follow from

$$\begin{aligned} \sigma^{\theta_0\nu} F_{\nu\theta_3}^{(s)} &= \frac{is\mathcal{E}}{4} \sigma_z^{(s)} \sin^3 \theta_3 \sin \theta_4 \cos \theta_4 \times \\ &\times [\kappa_2 \sin^2 \theta_4 - \kappa_1 \cos^2 \theta_4], \\ \sigma^{\theta_0\nu} F_{\nu\theta_4}^{(s)} &= -\frac{is\mathcal{E}}{4} \sigma_z^{(s)} \sin^2 \theta_3 \cos \theta_3 \times \\ &\times [\sin^2 \theta_3 (\kappa_1 \cos^4 \theta_4 + \kappa_2 \sin^4 \theta_4) - \kappa_4 \cos^2 \theta_3]. \end{aligned} \quad (5.21)$$

Importantly, all terms in Eq. (5.21) involve only the $\sigma_z^{(s)}$ Pauli matrix acting in the $s = \pm$ degenerate subspace. Therefore, the two states in that space are not mixed, and there is a protocol-independent basis diagonalizing both V and R in Eq. (2.48) simultaneously. Hence we have $[V, R] = 0$, i.e., the three-star setup defines a poor man's non-Abelian system. By contrast, for the truly non-Abelian case studied in Sec. V E, the NAGD terms corresponding to Eq. (5.21) will involve all three Pauli matrices. As a consequence, there one has $[V, R] \neq 0$ and the full non-Abelian matrix structure of NAGD becomes crucial.

Let us then analyze the specific NAGD detection protocol illustrated in Fig. 3(e). In the first part of the protocol, one adiabatically increases θ_3 from 0 to α (while keeping $\theta_4 = 0$), where the angle α encodes $\Delta'_4 \neq 0$,

$$\cos \alpha = 2\Delta'_4/\mathcal{E}. \quad (5.22)$$

Clearly, the corresponding NAGD term (5.21) vanishes during this part. Next, one changes θ_4 from 0 to $\pi/2$, where Eq. (5.21) yields a finite contribution for $\alpha < \pi/2$. In the final step, we vary θ_3 from α to zero, where no NAGD contributions are generated.

From the above expressions, we then obtain the averaged evolution operators, $\bar{\mathcal{U}}^{(s)}$, cf. Eq. (4.24), in analytical form. The dynamic dephasing rate follows as $\Gamma_{\text{dyn}} = T^{-1} \int_0^T dt \sigma^{\theta_0\theta_0}$, cf. Eq. (2.40). This rate will depend on the precise time dependence of the $\{\theta_\mu\}$ protocol. The analytical result for Γ_{dyn} can be explicitly computed from Eq. (5.17) but is of no immediate

interest here. The averaged Berry matrices follow as $\bar{\mathcal{U}}_B^{(s)} = e^{-\frac{i\pi s}{4} \cos \alpha \sigma_z^{(s)}} e^{\zeta \sigma_z^{(s)}}$, with the dimensionless constant

$$\zeta = \frac{\pi}{4} \mathcal{E} \sin^2 \alpha \cos \alpha \left[\frac{3}{8} (\kappa_1 + \kappa_2) \sin^2 \alpha - \kappa_4 \cos^2 \alpha \right]. \quad (5.23)$$

Using explicit expressions for how the $i\gamma_j\gamma_k$ operators act on the basis states $|a, s\rangle$ in Eq. (5.7), and including the unitaries at the initial and the final time, see Eq. (5.11), we obtain

$$U(\lambda(T)) \bar{\mathcal{U}}^{(s)} U^\dagger(\lambda(0)) = e^{-is\frac{\xi}{2}T - \Gamma_{\text{dyn}}T} \times e^{-\varphi_\alpha \gamma_1 \gamma_2} e^{-\zeta \gamma_0 \gamma_1 \gamma_2 \gamma_4}, \quad (5.24)$$

where the angle

$$\varphi_\alpha = \frac{\pi}{4} (1 - \cos \alpha) \quad (5.25)$$

captures the correction to the ideal braiding phase $\pi/4$ due to $\Delta'_4 \neq 0$, see Eq. (5.22), i.e., due to the deviation of the protocol in Fig. 3(e) from the protected braiding protocol in Fig. 3(d). We note that Eq. (5.24) is also valid for the odd total fermion parity sector. In particular, a relative Berry phase $2\varphi_\alpha$ is accumulated between states with different local fermion parity $i\gamma_1\gamma_2 = \pm 1$. The last exponential in Eq. (5.24) describes the NAGD-induced suppression or enhancement depending on $(i\gamma_0\gamma_4)(i\gamma_1\gamma_2) = \pm 1$.

Finally, we note that when the protocol is executed in the opposite direction, according to the arguments in Sec. II C, the second line in Eq. (5.24) has to be replaced with its inverse. This implies that one simply has to replace $\varphi_\alpha \rightarrow -\varphi_\alpha$ and $\zeta \rightarrow -\zeta$.

3. Spin echo protocols

We now apply the spin echo protocol described in Sec. IV D to the Majorana setup. The protocol starts by preparing the system in an initial state $|\psi(0)\rangle$. One then performs the evolution described in Sec. V D 2, applies a flip operator Σ_x , runs the evolution protocol in Sec. V D 2 once again, applies Σ_x , and finally measures a block-off-diagonal operator \hat{M} . We employ the Majorana parity operators $\hat{p}_{0,j} = i\gamma_0\gamma_j$ (with $j = 1, 2, 3, 5$) both to realize the \hat{M} operators and to implement the flip operator Σ_x . We observe that all $\hat{p}_{0,j}$ operators anticommute with the final Hamiltonian, $\hat{H}(T) = \mathcal{E}\hat{p}_{0,4}/2$, see Eq. (5.1). This means that they indeed have the block off-diagonal structure required in Secs. IV C and IV D. We find the averaged final-state expectation values of $\hat{p}_{0,j}$ in the form

$$\bar{p}_{0,j} = e^{-2\Gamma_{\text{dyn}}T} \langle \psi(0) | \bar{U}_B^{\eta\dagger} \Sigma_x \bar{U}_B^{\eta\dagger} \Sigma_x \hat{p}_{0,j} \Sigma_x \bar{U}_B^\eta \Sigma_x \bar{U}_B^\eta | \psi(0) \rangle, \quad (5.26)$$

where $\eta = \pm 1$ is the orientation sense of the protocol in Sec. V D 2 and

$$\bar{U}_B^\eta = e^{-\eta\varphi_\alpha \gamma_1 \gamma_2} e^{-\eta\zeta \gamma_0 \gamma_1 \gamma_2 \gamma_4}. \quad (5.27)$$

Choosing $\Sigma_x = \hat{p}_{0,2}$, we then obtain

$$\Sigma_x \bar{U}_B^\eta \Sigma_x \bar{U}_B^\eta = e^{-2\eta\zeta\gamma_0\gamma_1\gamma_2\gamma_4}. \quad (5.28)$$

With the initial state

$$|\psi(0)\rangle = (|1_{12}1_{04}0_{35}\rangle + |0_{12}0_{04}0_{35}\rangle) / \sqrt{2}, \quad (5.29)$$

we thus find from Eq. (5.26) the result

$$\bar{p}_{0,j} = -\delta_{j,2} e^{4\eta\zeta - 2\Gamma_{\text{dyn}}T}. \quad (5.30)$$

Remarkably, Eq. (5.30) only depends on the (dynamic and geometric) dephasing contributions but makes no reference to phase terms. We note that the corresponding expectation values in the initial state are given by $\langle\psi(0)|\hat{p}_{0,j}|\psi(0)\rangle = -\delta_{j,2}$. Choosing instead the flip operator $\Sigma_x = \hat{p}_{0,5}$, one has

$$\Sigma_x \bar{U}_B^\eta \Sigma_x \bar{U}_B^\eta = e^{-2\eta\varphi_\alpha\gamma_1\gamma_2}. \quad (5.31)$$

With the same initial state as above, we now obtain

$$\begin{aligned} \bar{p}_{0,1} &= \eta e^{-2\Gamma_{\text{dyn}}T} \sin(4\varphi_\alpha), \\ \bar{p}_{0,2} &= -e^{-2\Gamma_{\text{dyn}}T} \cos(4\varphi_\alpha), \\ \bar{p}_{0,3} &= \bar{p}_{0,4} = 0. \end{aligned} \quad (5.32)$$

Note that neither geometric dephasing nor dynamic phase terms appear in Eq. (5.32). Finally, it is also possible to exclusively probe dynamic dephasing by choosing $\Sigma_x = \hat{p}_{0,5}$ and

$$|\psi(0)\rangle = (|0_{12}0_{04}0_{35}\rangle + |0_{12}1_{04}1_{35}\rangle) / \sqrt{2}. \quad (5.33)$$

In that case, we find $\bar{p}_{0,j} = -\delta_{j,2} e^{-2\Gamma_{\text{dyn}}T}$. We conclude that the poor man's non-Abelian Majorana setup provides a unique opportunity to separate the effects of dynamic dephasing, geometric dephasing, and of the geometric phase.

E. Truly non-Abelian case

We finally turn to the truly non-Abelian case, where NAGD contributions involve several Pauli matrices $\sigma_{x,y,z}^{(s)}$ and the full matrix structure of NAGD becomes observable. To realize this case, we consider the five-star setup in Fig. 3(c) with $\Delta_5 = 0$ and hence $\theta_1 = \pi/2$, see Eq. (5.4). A specific protocol for NAGD detection in the truly non-Abelian case is shown in Fig. 3(f). This protocol also involves a (non-fluctuating) coupling, $\Delta'_3 \neq 0$, during parts of the protocol. Similar to the coupling $\Delta'_4 \neq 0$ in Sec. VD, such a coupling is needed to break topological protection.

1. NAGD in the truly non-Abelian setup

The protocol in Fig. 3(f) starts from a configuration where only $\Delta_3 \neq 0$. In that case, Eq. (5.4) gives the initial values $\theta_2 = \theta_3 = \theta_4 = 0$ while $\theta_1 = \pi/2$ throughout.

One then adiabatically increases θ_2 from zero to $\theta_2 = \alpha$, where we define the angle α in analogy to Eq. (5.22) but with $\Delta'_4 \rightarrow \Delta'_3 \neq 0$. For $\alpha < \pi/2$, topological protection is broken and one has a chance to observe NAGD. At the end of this step, one has the non-zero tunnel couplings $\Delta_4(t)$ and Δ'_3 . We find that all Berry curvature components relevant for generating NAGD terms during this step are identically zero. Next, one changes θ_3 from zero to $\pi/2$, thereby switching off (on) Δ_4 (Δ_1). During this part of the protocol, the Berry connection $A_{\theta_3}^{(s)} = -\frac{i}{2} \cos \alpha \sigma_x^{(s)}$ and the NAGD contribution

$$\begin{aligned} \sigma^{\theta_0\nu} F_{\nu\theta_3}^{(s)} &= \frac{i\mathcal{E}}{4} \sigma_x^{(s)} \sin^2 \alpha \cos \alpha \times \\ &\times [\sin^2 \alpha (\kappa_1 \sin^4 \theta_3 + \kappa_4 \cos^4 \theta_3) - \kappa_3 \cos^2 \alpha] \end{aligned} \quad (5.34)$$

are generated. In the next step, one switches off (on) Δ_1 (Δ_2) by changing θ_4 from zero to $\pi/2$. During this part of the protocol, we find $A_{\theta_4}^{(s)} = \frac{is}{2} \cos \alpha \sigma_y^{(s)}$ and the NAGD contribution

$$\begin{aligned} \sigma^{\theta_0\nu} F_{\nu\theta_4}^{(s)} &= -\frac{is\mathcal{E}}{4} \sigma_y^{(s)} \sin^2 \alpha \cos \alpha \\ &\times [\sin^2 \alpha (\kappa_1 \cos^4 \theta_4 + \kappa_2 \sin^4 \theta_4) - \kappa_3 \cos^2 \alpha]. \end{aligned} \quad (5.35)$$

We now switch off Δ_2 and simultaneously turn on Δ_4 by changing θ_3 from $\pi/2$ to zero. The corresponding NAGD contribution is again given by Eq. (5.34) while $A_{\theta_3}^{(s)} = -\frac{i}{2} \cos \alpha \sigma_x^{(s)}$. Finally, one changes θ_2 from α to zero, where no Berry connection or NAGD contributions are generated. The loop protocol is thereby completed.

We first observe that different Pauli matrices $\sigma_{x,y}^{(s)}$ appear in the NAGD terms (5.34) and (5.35), reflecting the truly non-Abelian character of the problem. However, during each time segment only one of these Pauli matrices appears, and the calculation of path-ordered exponentials therefore remains tractable. Using the dynamic dephasing rate Γ_{dyn} as defined in Sec. VD2, the averaged evolution operators in Eq. (4.24) are given by

$$\begin{aligned} \bar{\mathcal{U}}^{(s)} &= e^{-i\frac{s\mathcal{E}}{2}T - \Gamma_{\text{dyn}}T} e^{\vartheta_{1,4}^{(s)}\sigma_x^{(s)}} e^{-s\vartheta_{1,2}^{(s)}\sigma_y^{(s)}} e^{-\vartheta_{2,4}^{(s)}\sigma_x^{(s)}}, \\ \vartheta_{j,k}^{(s)} &= -s\zeta_{j,k} + \frac{i\pi}{4} \cos \alpha. \end{aligned} \quad (5.36)$$

where we define a generalized version of the NAGD parameter ζ in Eq. (5.23) for the truly non-Abelian case in terms of the quantities

$$\zeta_{j,k} = \frac{\pi}{4} \mathcal{E} \sin^2 \alpha \cos \alpha \left[\frac{3}{8} (\kappa_j + \kappa_k) \sin^2 \alpha - \kappa_3 \cos^2 \alpha \right]. \quad (5.37)$$

Multiplying out the exponentials of Pauli matrices in Eq. (5.36), one finds that $\bar{\mathcal{U}}^{(s)}$ has the form

$$\bar{\mathcal{U}}_B^{(s)} = A_0^{(s)} \mathbf{1} + A_x^{(s)} \sigma_x^{(s)} + A_y^{(s)} \sigma_y^{(s)} + A_z^{(s)} \sigma_z^{(s)}, \quad (5.38)$$

where the analytical form of the coefficients $A_{0,x,y,z}^{(s)}$ is easily obtained but of no immediate interest here. We emphasize that this is the most general form of a 2×2 matrix $\bar{\mathcal{U}}_B^{(s)}$.

2. Toward spin echo protocols

The flip operator Σ_x should act on the states in Eq. (5.7) according to $\Sigma_x|a, s\rangle = |a, -s\rangle$, see Eq. (4.25). This property also implies that $\Sigma_x \sigma_j^{(s)} \Sigma_x = \sigma_j^{(-s)}$ (with $j = x, y, z$). In particular, for all $\kappa_j = 0$, we observe from Eq. (5.36) that $\Sigma_x \bar{\mathcal{U}}^{(-s)} \Sigma_x \bar{\mathcal{U}}^{(s)} = 1$, i.e., we recover Eq. (4.31). As discussed in Sec. IV D, this property allows for a particularly simple approach to the detection of truly non-Abelian geometric dephasing. However, due to the ambiguity of the basis choice, we actually have to consider $U(\boldsymbol{\lambda}(T))\bar{\mathcal{U}}^{(s)}U^\dagger(\boldsymbol{\lambda}(0))$ instead of $\bar{\mathcal{U}}^{(s)}$, see Sec. V A 3. In order to make use of the above identity, one needs to cancel the contributions of $U_f \equiv U(\boldsymbol{\lambda}(T))$ and $U_i \equiv U^\dagger(\boldsymbol{\lambda}(0))$ which is possible by a slight modification of the protocol of Sec. V E 1.

To that end, we consider the evolution as shown in Fig. 3(f) but performed in the opposite direction and with $\Delta'_3 = 0$. The corresponding evolution operator is given by $U_i U_f^\dagger$. Therefore, performing the two sequences back-to-back yields the evolution operator

$$U_i U_f^\dagger U_f \bar{\mathcal{U}}^{(s)} U_i^\dagger = U_i \bar{\mathcal{U}}^{(s)} U_i^\dagger, \quad (5.39)$$

in direct correspondence with the operator $U_0 \bar{\mathcal{U}}_B^{(j)} U_0^\dagger$ in Sec. IV. This modification allows us to implement a spin echo protocol for NAGD detection as outlined in Sec. IV D.

3. Spin echo protocol

For simplicity, we now assume that only $\Delta_4(t)$ fluctuates, i.e., we put $\kappa_1 = \kappa_2 = \kappa_3 = 0$. We then start from the initial state

$$|\psi(0)\rangle = (|0_{12}0_{45}0_{03}\rangle + |1_{12}0_{45}1_{03}\rangle) / \sqrt{2}. \quad (5.40)$$

Note that this state represents a superposition of states with different energies $\pm \mathcal{E}/2$ when all $\Delta_j = 0$ apart from $\Delta_3 \neq 0$. One then executes the imperfect braiding protocol as detailed in Sec. V E 1, followed by the same protocol but with $\Delta'_3 = 0$ executed in the opposite direction. The latter part thus corresponds to a protected braiding protocol. At this point, $t = 2T$, one applies the flip operator

$$\Sigma_x = \hat{p}_{0,2} = i\gamma_0 \gamma_2, \quad (5.41)$$

which exchanges both degenerate spaces $s = \pm$. One then runs the above protocol again, i.e., one first executes the imperfect braiding protocol, followed by a perfect braiding protocol in the opposite direction. Subsequently, one applies the flip operator (5.41) once more. Finally, one measures (one of) the local Majorana parities $\hat{p}_{0,j} = i\gamma_0 \gamma_j$. Performing the Gaussian average over the noise fluctuations, with the orientation sense $\eta = \pm 1$

of the entire protocol, we obtain

$$\begin{aligned} \bar{p}_{0,1} &= e^{-4\Gamma_{\text{dyn}} T} \times \mathcal{O}(\bar{\zeta}^2), \quad \bar{p}_{0,3} = 0, \\ \bar{p}_{0,2} &= -e^{-4\Gamma_{\text{dyn}} T} [1 - 2\eta \bar{\zeta} \sin(4\beta) + \mathcal{O}(\bar{\zeta}^2)], \\ \bar{p}_{0,4} &= -8\bar{\zeta} e^{-4\Gamma_{\text{dyn}} T} \sin^2 \beta + \mathcal{O}(\bar{\zeta}^2), \end{aligned} \quad (5.42)$$

with $\beta = (\pi/4) \cos \alpha$ and the dimensionless NAGD parameter

$$\bar{\zeta} = \frac{3\pi}{16} \kappa_4 \mathcal{E} \sin^4 \alpha \cos \alpha. \quad (5.43)$$

The dynamic dephasing rate scales as $\Gamma_{\text{dyn}} \sim \kappa_4 \mathcal{E}^2$ but will again depend on details of the time-dependent protocol. We note that the doubling of the exponent in $e^{-4\Gamma_{\text{dyn}} T}$ as compared to Sec. V D arises due to doubled time duration of the protocol.

The experimental confirmation of the results in Eq. (5.42) would provide unambiguous smoking gun evidence for NAGD. In particular, measuring $\bar{p}_{0,4}$ will immediately confirm that there is a non-trivial NAGD matrix structure where the unitary (V) and the Hermitian (R) parts of the averaged Berry matrix do not commute. In fact, the sign change under $\eta \rightarrow -\eta$ observed in Eq. (5.42) for the contribution $\sim \bar{\zeta}$ to $\bar{p}_{0,2}$ is precisely as expected for the poor man's non-Abelian — and for the Abelian — case, see Sec. V D. Crucially, the absence of such a sign change in the expectation value $\bar{p}_{0,4}$ is only possible due to the truly non-Abelian nature of NAGD in this setup, cf. Sec. IV D. Moreover, it is also worth noting that $\bar{p}_{0,4} = 0$ in the absence of noise.

VI. CONCLUSIONS

In this work, see also Ref. [7], we have presented a theory of adiabatic quantum transport in degenerate systems coupled to a bath. The presence of a system-bath coupling implies that the control parameters, $\boldsymbol{\lambda}(t)$, driving the adiabatic dynamics will acquire a fluctuating component, $\boldsymbol{\lambda}(t) \rightarrow \boldsymbol{\lambda}(t) + \delta\boldsymbol{\lambda}(t)$. These fluctuations obey Gaussian statistics, where we assume a sufficiently long noise correlation time to justify the quantum adiabatic theorem also for fluctuating trajectories. For short noise correlation times, non-adiabatic corrections may become important, and we believe that this issue is an interesting topic for future research.

Our analysis shows that general systems of this class will exhibit non-Abelian geometric dephasing when the system is steered from an initial state to a final state along a fluctuating closed loop trajectory. In contrast to dynamic dephasing, NAGD is universal in the sense that it yields geometric (independent of the precise time dependence of the protocol) contributions that admit a model-independent expression. NAGD arises due to the cross-correlations of dynamic phase fluctuations and geometric phase fluctuations, and it is sensitive to the orientation sense of the protocol. Here geometric phase fluctuations are encoded by the Berry curvature tensor $F_{\mu\nu}$.

Interestingly, in topologically protected systems, one has $F_{\mu\nu} = 0$ away from singular points, and generic protocols employed, say, for braiding anyonic quasiparticles, will then be free from NAGD. As soon as topological protection is broken, however, one will have $F \neq 0$, resulting in NAGD.

A key object in our approach is the averaged time evolution operator \bar{U} , which can be factored into a term containing dynamic phase and dephasing contributions, and a gauge covariant averaged Berry phase matrix, \bar{U}_B . This non-unitary matrix is purely geometric and contains both the non-Abelian Berry phase — a loop integral over the Berry connection — as well as the NAGD contribution. By performing a matrix polar decomposition of \bar{U}_B , one can obtain an intuitive understanding of the effects of NAGD. Most importantly, objects like \bar{U}_B also appear in the NAGD detection protocols proposed in Sec. IV, which specifically target the non-Abelian matrix structure of NAGD. The latter is responsible for key differences to the previously studied case of Abelian geometric dephasing [4].

As an application, we have discussed noisy Majorana braiding protocols. On one hand, systems that may host Majorana bound states are presently in the focus of intense experimental efforts [24]. On the other hand, we think that, on a conceptual level, this setup provides the simplest test case for NAGD. (We stress that our intention is not to propose a new way of braiding Majorana states nor to analyze the effect of fluctuations onto braiding-based quantum gates but to detect NAGD in a related setup.) The simplicity of the model in Sec. V allowed us to obtain fully analytical results despite of the intricate path-ordered exponentials appearing in the theory. For most other applications, it will be necessary to perform a numerical analysis of suitably discretized path-ordered exponentials.

Finally, in view of the wide range of applications where the non-Abelian Berry connection or curvature is of decisive importance, see, e.g., Refs. [1, 2, 10–21], the concepts

laid out in our work should be beneficial for an understanding of what happens when the respective systems are weakly coupled to an environment. To mention just one application where NAGD contributions may potentially show up, consider the phenomenon of weak anti-localization in a metal [47]. When a conduction electron is backscattered along an impurity sequence forming either a clockwise or a counter-clockwise loop, the corresponding quantum amplitudes will interfere constructively. In the presence of a magnetic Aharonov-Bohm field, the two amplitudes are no longer in phase and the amount of backscattering gets reduced. In more involved settings where Abelian and/or non-Abelian Berry phases influence the dynamics of the system [17] and the latter is coupled to an environment, geometric dephasing contributions could be present. We believe that there are many interesting applications of our theory, and we are confident that experimental checks will soon be available.

ACKNOWLEDGMENTS

We thank A. Altland for discussions. This project has been funded by the Deutsche Forschungsgemeinschaft (DFG, German Research Foundation), Projektnummer 277101999, TRR 183 (project C01).

Appendix A: Transformation matrix

We here quote the explicit form of the transformation matrix \mathbf{T} in Sec. VC, which connects the parameter fluctuations $\delta\theta_\mu$ to those of the tunnel couplings, $\delta\Delta_j$. Using the notation $\theta_0 = \mathcal{E}$ and writing the linear matrix relation as

$$\begin{pmatrix} \delta\theta_0 \\ \delta\theta_1 \\ \delta\theta_2 \\ \delta\theta_3 \\ \delta\theta_4 \end{pmatrix} = \mathbf{T} \begin{pmatrix} \delta\Delta_5 \\ \delta\Delta_3 \\ \delta\Delta_4 \\ \delta\Delta_1 \\ \delta\Delta_2 \end{pmatrix}, \quad (\text{A1})$$

we obtain the explicit form

$$\mathbf{T} = \frac{2}{\mathcal{E}} \begin{pmatrix} \frac{\mathcal{E}}{2} \cos \theta_1 & \frac{\mathcal{E}}{2} \sin \theta_1 \cos \theta_2 & \frac{\mathcal{E}}{2} \sin \theta_1 \sin \theta_2 \cos \theta_3 & \frac{\mathcal{E}}{2} \sin \theta_1 \sin \theta_2 \sin \theta_3 \cos \theta_4 & \frac{\mathcal{E}}{2} \sin \theta_1 \sin \theta_2 \sin \theta_3 \sin \theta_4 \\ -\sin \theta_1 & \cos \theta_1 \cos \theta_2 & \cos \theta_1 \sin \theta_2 \cos \theta_3 & \cos \theta_1 \sin \theta_2 \sin \theta_3 \cos \theta_4 & \cos \theta_1 \sin \theta_2 \sin \theta_3 \sin \theta_4 \\ 0 & -\frac{\sin \theta_2}{\sin \theta_1} & \frac{\cos \theta_2 \cos \theta_3}{\sin \theta_1} & \frac{\cos \theta_2 \sin \theta_3 \cos \theta_4}{\sin \theta_1} & \frac{\cos \theta_2 \sin \theta_3 \sin \theta_4}{\sin \theta_1} \\ 0 & 0 & -\frac{\sin \theta_3}{\sin \theta_1 \sin \theta_2} & \frac{\cos \theta_3 \cos \theta_4}{\sin \theta_1 \sin \theta_2} & \frac{\cos \theta_3 \sin \theta_4}{\sin \theta_1 \sin \theta_2} \\ 0 & 0 & 0 & -\frac{\sin \theta_4}{\sin \theta_1 \sin \theta_2 \sin \theta_3} & \frac{\cos \theta_4}{\sin \theta_1 \sin \theta_2 \sin \theta_3} \end{pmatrix}. \quad (\text{A2})$$

-
- [1] F. Wilczek and A. Zee, Phys. Rev. Lett. **52**, 2111 (1984).
[2] A. Zee, Phys. Rev. A **38**, 1 (1988).
[3] M. V. Berry, Proc. R. Soc. London A **392**, 45 (1984).
[4] R. S. Whitney, Y. Makhlin, A. Shnirman, and Y. Gefen, Phys. Rev. Lett. **94**, 070407 (2005).

- [5] P. J. Leek, J. M. Fink, A. Blais, R. Bianchetti, M. Göppl, J. M. Gambetta, D. I. Schuster, L. Frunzio, R. J. Schoelkopf, A. Wallraff, Science **318**, 1889 (2007).
[6] S. Berger, M. Pechal, P. Kurpiers, A. A. Abdumalikov, C. Eichler, J. A. Mlynek, A. Shnirman, Y. Gefen, A.

- Wallraff, and S. Filipp, Nat. Commun. **6**, 8757 (2015).
- [7] K. Snizhko, R. Egger, and Y. Gefen, arXiv:1904.11262.
- [8] M. Nakahara, *Geometry, Topology and Physics*, 2nd ed. (CRC press, 2003).
- [9] D. Arovas, J. R. Schrieffer, and F. Wilczek, Phys. Rev. Lett. **53**, 722 (1984).
- [10] X. G. Wen, Phys. Rev. Lett. **66**, 802 (1991).
- [11] C. Nayak, S. H. Simon, A. Stern, M. Freedman, and S. Das Sarma, Rev. Mod. Phys. **80**, 1083 (2008).
- [12] J. Pachos, P. Zanardi, and M. Rasetti, Phys. Rev. A **61**, 010305(R) (1999).
- [13] J. A. Jones, V. Vedral, A. Ekert, and G. Castagnoli, Nature **403**, 869 (2000).
- [14] M. Z. Hasan and C. L. Kane, Rev. Mod. Phys. **82**, 3045 (2010).
- [15] F. Yang and R.-B. Liu, Phys. Rev. B **90**, 245205 (2014).
- [16] X. G. Wen, Rev. Mod. Phys. **89**, 041004 (2017).
- [17] D. Xiao, M. C. Chang, and Q. Niu, Rev. Mod. Phys. **82**, 1959 (2010).
- [18] K. Osterloh, M. Baig, L. Santos, P. Zoller, and M. Lewenstein, Phys. Rev. Lett. **95**, 010403 (2005).
- [19] T. Li, L. Duca, M. Reitter, F. Grusdt, E. Demler, M. Endres, M. Schleier-Smith, I. Bloch, and U. Schneider, Science **352**, 1094 (2016).
- [20] M. A. H. Vozmediano, M. I. Katsnelson, and F. Guinea, Phys. Rep. **496**, 109 (2010).
- [21] S. Carroll, *Spacetime and Geometry* (Addison-Wesley, 2003).
- [22] U. Weiss, *Quantum Dissipative Systems*, 4th ed. (World Scientific, Singapore, 2007).
- [23] J. Alicea, Rep. Prog. Phys. **75**, 076501 (2012).
- [24] R. M. Lutchyn, E. P. A. M. Bakkers, L. P. Kouwenhoven, P. Krogstrup, C. M. Marcus, and Y. Oreg, Nat. Rev. Mat. **3**, 52 (2017).
- [25] D. Lubin, Y. Gefen, and I. Goldhirsch, Physica A **168**, 456 (1990).
- [26] E. Shimshoni, Y. Gefen, Ann. Phys. **210**, 16 (1991).
- [27] R. Horn, C. Johnson, *Matrix Analysis* (Cambridge University Press, 1985).
- [28] L. Schlesinger, Math. Ann. **99**, 413 (1928).
- [29] P. Klimo and J. S. Dowker, Int. J. Theor. Phys. **8**, 409 (1973).
- [30] I. Ya. Aref'eva, Theor. Math. Phys. **43**, 353 (1980).
- [31] N. E. Bralić, Phys. Rev. D **22**, 3090 (1980).
- [32] L. Smolin, Mod. Phys. Lett. A **4**, 1091 (1989).
- [33] Yu. A. Simonov, Yad. Fiz. **50**, 213 (1989).
- [34] V. I. Shevchenko and Yu. A. Simonov, Phys. Lett. B **437**, 146 (1998).
- [35] M. Hirayama and S. Matsubara, Prog. Theor. Phys. **99**, 691 (1998).
- [36] M. Hirayama, M. Kanno, M. Ueno, and H. Yamakoshi, Prog. Theor. Phys. **100**, 817 (1998).
- [37] R. L. Karp, F. Mansouri, and J. S. Rno, Turk. J. Phys. **24**, 365 (2000).
- [38] M. Hirayama and M. Ueno, Prog. Theor. Phys. **103**, 151 (2000).
- [39] T. Karzig, Y. Oreg, G. Refael, and M. H. Freedman Phys. Rev. X **6**, 031019 (2016).
- [40] A. Rahmani, B. Seradjeh, and M. Franz, Phys. Rev. B **96**, 075158 (2017).
- [41] M. Cheng, V. Galitski, and S. Das Sarma, Phys. Rev. B **84**, 104529 (2011).
- [42] C. Knapp, M. Zaletel, D. E. Liu, M. Cheng, P. Bonderson, and C. Nayak, Phys. Rev. X **6**, 041003 (2016).
- [43] R. Tycko, Phys. Rev. Lett. **58**, 2281 (1987).
- [44] J. W. Zwanziger, M. Koenig, and A. Pines, Phys. Rev. A **42**, 3107 (1990).
- [45] A. A. Abdumalikov Jr, J. M. Fink, K. Juliusson, M. Pechal, S. Berger, A. Wallraff, and S. Filipp, Nature **496**, 482 (2013).
- [46] S. Murakami, N. Nagaosa, S.-C. Zhang, Science **301**, 1348 (2003).
- [47] A. Altland and B. D. Simons, *Condensed Matter Field Theory*, 2nd ed. (Cambridge University Press, Cambridge, England, 2010).
- [48] L. Fu, Phys. Rev. Lett. **104**, 056402 (2010).
- [49] K. Flensberg, Phys. Rev. Lett. **106**, 090503 (2011).
- [50] D. Aasen, M. Hell, R. V. Mishmash, A. Higginbotham, J. Danon, M. Leijnse, T. S. Jespersen, J. A. Folk, C. M. Marcus, K. Flensberg, and J. Alicea, Phys. Rev. X **6**, 031016 (2016).
- [51] L. A. Landau, S. Plugge, E. Sela, A. Altland, S. M. Albrecht, and R. Egger, Phys. Rev. Lett. **116**, 050501 (2016).
- [52] S. Plugge, L. A. Landau, E. Sela, A. Altland, K. Flensberg, and R. Egger, Phys. Rev. B **94**, 174514 (2016).
- [53] S. Plugge, A. Rasmussen, R. Egger, and K. Flensberg, New J. Phys. **19**, 012001 (2017).
- [54] T. Karzig, C. Knapp, R. M. Lutchyn, P. Bonderson, M. B. Hastings, C. Nayak, J. Alicea, K. Flensberg, S. Plugge, Y. Oreg, C. M. Marcus, and M. H. Freedman, Phys. Rev. B **95**, 235305 (2017).
- [55] M. I. K. Munk, R. Egger, and K. Flensberg, Phys. Rev. B **99**, 155419 (2019).