

Stochastic gravitational wave background from accreting primordial black hole binaries during early inspiral stage

Arnab Sarkar,^{1,*} K. Rajesh Nayak,^{2,†} and A. S. Majumdar^{1,‡}

¹*Department of Astrophysics and Cosmology, S. N. Bose National Centre for Basic Sciences,
JD Block, Sector III, Salt lake city, Kolkata-700106*

²*Indian Institute of Science Education and Research, Mohanpur, West Bengal-741246*
(Dated: December 20, 2024)

Abstract

We investigate the stochastic gravitational wave background produced by primordial black hole binaries during their early inspiral stage while accreting high-density radiation surrounding them in the early universe. We first show that the gravitational wave amplitude produced from a primordial black hole binary has correction terms because of the rapid rate of increase in masses of the primordial black holes. These correction terms arise due to non-vanishing first and second time derivatives of the masses and their contribution to the overall second time derivative of quadrupole-moment tensor. We find that some of these correction terms are not only significant in comparison with the main term but even dominant over the main term for certain ranges of time in the early Universe. The significance of these correction terms is not only for the gravitational wave amplitude produced from an individual PBH-binary, but persists for the overall stochastic gravitational wave background produced from them. We show that the spectral density produced from such accreting primordial black hole binaries lie within the detectability range of some present and future gravitational wave detectors.

I. INTRODUCTION

The last couple of years have seen several detections of gravitational waves from binary black hole mergers since the first report by the LIGO and VIRGO scientific collaborations [1], [2–6]. Besides detection of these individual sources, detection of various stochastic gravitational wave backgrounds generated from unresolvable cosmological and astrophysical sources have also aroused interest. Among various sources of cosmological stochastic gravitational wave backgrounds, primordial black hole binaries created in early Universe are of considerable importance. Primordial black holes (PBHs) are produced in the early Universe by direct gravitational collapse of the regions in early Universe containing sufficiently high density fluctuations of relativistic matter or radiation. It has been argued that PBHs comprise the black hole merger event GW150914, leading to the first direct detection of gravitational waves [7], [8], [9], [10].

One of the main mechanisms of formation of PBHs is the density fluctuations originating from the quantum vacuum fluctuations during inflation. After the end of the inflation, the Universe entered a phase of decelerated expansion resulting in the density fluctuations re-entering the Hubble horizon. For a sufficiently large amplitude of fluctuation, Jeans-instability was triggered leading to the fluctuation collapsing to a PBH [11, 12]. A significant fraction of these PBHs form binaries which emit gravitational waves in the course of gradual shrinking and merger. Various aspects of stochastic gravitational waves from PBHs have been studied [13–16, 18, 20]. Most of these works are related to the PBHs formed during the late Universe [e.g.-[17, 18]], while a few have discussed some early Universe effects [15, 21].

There are certain key differences between the rate of formation of binaries of black holes in early and late Universe. In the early Universe, the rate of expansion of Universe was so rapid that it had a significant effect on the rate of PBH binary formation. Moreover, the density of the background radiation was robust leading to a considerably higher rate of accretion. It has been argued that accretion of surrounding radiation can override the effect of Hawking evaporation leading to the net growth and longer survival of PBHs [22–25]. In fact, such a phenomenon could be more prominent if the very early universe undergoes a phase of string- or brane-affected modified expansion [26], [27, 28], [29], or modified geometry for compact objects [30], [31]. The consequent mass gain persists during the subsequent standard radiation dominated expansion, and further impacts the rate of binary formation [32].

In the present work we will focus on such PBH binaries in the early universe and investigate the effects of background expansion as well as accretion of radiation on the PBH binary parameters leading to modification of the emitted gravitational wave spectrum. It has been recently argued that gravitational radiation due to mass variation can substantially exceed that due to orbital motion [33]. Here we investigate the consequent alteration of the stochastic gravitational wave background, which, if detected, would lead to a direct signal of physics in the early universe and may arguably provide a proof of existence of PBHs, as well. The plan of the work is as follows. In the next section we present a brief overview of binary formation by PBHs in the early universe. In section III, we discuss the formalism for calculating the amplitude of gravitational waves from accreting PBH binaries. The stochastic background produced by them is computed in Section IV where we further discuss the detectability of the resultant spectral density by present and future gravitational wave detectors. We conclude with a summary of our analysis in section V.

* arnabsarkar@bose.res.in, arnab.sarkar14@gmail.com

† rajesh@iiserkol.ac.in

‡ archan@bose.res.in, archan@boson.bose.res.in

II. BINARY FORMATION BY PBHS IN THE EARLY UNIVERSE

In the early Universe the PBHs produced at time t (in seconds) after Big-bang, had masses of order of the particle horizon mass at their formation epoch, given by [34]

$$m_H(t) \approx \frac{c^3 t}{G} \approx 10^{15} \frac{t}{10^{-23}} g = 10^{38} t g. \quad (1)$$

Hence, PBHs may span an enormous mass range from the end of inflation (10^{-32} s) up to the Big-bang nucleosynthesis (~ 1 s) [36]. Till the time $t \approx 10^{-25}$ s, almost all PBHs would have mass-range ($< 10^{13}$ g) such that the Hawking evaporation would be dominant over the accretion of radiation for them, leading to decrease in their mass. PBHs produced after $> 10^{-25}$ s, undergo mass gain by accretion of the highly dense radiation which dominated over the Hawking evaporation.

It has been argued earlier [35], [37] that if the primordial fluctuations obey a Gaussian distribution, the probability, that a collapsing spherical region of initial mass m has a density contrast in the range δ and $\delta + d\delta$, is given by [38]

$$P(\delta, m) d\delta = \frac{1}{\sqrt{2\pi}\sigma(m)} \exp\left(-\frac{\delta^2}{2\sigma(m)^2}\right) \Theta\left[\alpha\left(\frac{m}{m_0}\right)^{2/3} - \delta\right] d\delta, \quad (2)$$

where $\sigma(m)$ is the mass variance and Θ denotes the Heaviside function, which represents the fact that the distribution is cut off above a maximum value of the density contrast δ_{\max} . The cumulative density of PBHs at time t is given by [35]

$$\rho_{PBH} = \int_{m_{\min}}^{m_{\max}} \Pi(m') \rho dm'. \quad (3)$$

where ρ is the radiation density and $\Pi(m)dm$ is a quantity related to the probability that a spherical region having initial mass between m to $m + dm$ collapses to a PBH which ultimately remains a single black hole, i.e., is not engulfed by any larger black hole [35]. Since in the present work we are interested in those PBHs for which the mass gain due to accretion of radiation was dominant over mass loss due to Hawking evaporation, we set the limits of the above integral to be $m_{\min} = 10^{13}$ g and $m_{\max} = m_H$. The mass-variance $\sigma(m)$ is taken as $\sigma(m) = \epsilon(m/m_0)^{-n}$, where ϵ is a constant, m_0 is the initial sub-horizon mass and $n = 2/3$ [35]. Hence, $\Pi(m)$ can be obtained as

$$\Pi(m) \sim \frac{1}{m} \epsilon \left[\exp\left(-\frac{\mathcal{B}^4}{2\epsilon^2}\right) \right], \quad (4)$$

where, $\mathcal{B}^2 \sim w$, with w being the equation of state parameter of the concerned cosmic-fluid, which is radiation in this case.

Binary formation of PBHs in the early Universe typically proceeded due to the decoupling of a pair of PBHs from the background cosmic expansion, with a third nearby PBH providing a tidal force to prevent head-on collision [32, 39, 40]. The scale-factor at which a pair of PBHs decouple from the cosmic expansion is given by [15]

$$a_{dc} \approx a_{eq} \left(\frac{r_{dc}}{\tilde{r}} \right)^3, \quad (5)$$

where, r_{dc} is the co-moving separation between the two black holes, \tilde{r} is given by

$$\tilde{r}^3 = \frac{3}{4\pi} \frac{M}{a_{eq}^3 \rho_{eq}} \quad (6)$$

and $M = m_1 + m_2$ is the total mass of the two PBHs decoupling from cosmic-expansion. a_{eq} and ρ_{eq} are respectively the scale-factor and density of cosmic-fluid at the matter-radiation equality. As the concerned era is radiation dominated, the corresponding time is given by

$$t_{dc} = \mathcal{A}^{-2} a_{dc}^2 \approx \mathcal{A}^{-2} a_{eq}^2 \left(\frac{r_{dc}}{\tilde{r}} \right)^6, \quad (7)$$

Where \mathcal{A} is a constant defined by $a = \mathcal{A} t^{1/2}$. Here, the co-moving length-scale \tilde{r} comes from the condition of decoupling from cosmic expansion, which is roughly when the mean mass of the pair of PBHs overtakes the mass of the cosmic fluid contained in the sphere of radius equal to the separation of the pair, given by

$$\frac{M}{2} > \frac{4\pi}{3c^2} \rho R^3, \quad (8)$$

where R is the proper separation between the PBHs and ρ is the density of the cosmic-fluid i.e. radiation. As argued in the references [7] and [15], the length-scale \tilde{r} is such that $r_{dc} < \tilde{r}$ and consequently $a_{dc} < a_{eq}$. The decoupling time must be greater than the time of production of both the PBHs, given by equation (1), viz. $t \approx \frac{G}{c^3} m$. Hence, the combination of masses m_1 and m_2 in the total mass M (on which t_{dc} depends) should not be such that one of them is very large and the other is very small making the time of formation of the larger PBH greater than t_{dc} .

In the early inspiral stage, the angular-frequency of the PBH-binaries would be given by : $\omega = (G(m_1 + m_2)/R_{dc}^3)^{1/2}$, where substituting the expression of proper separation between them : $R_{dc} \approx \tilde{r} \frac{a_{dc}^{4/3}}{a_{eq}^{1/3}}$, we can obtain :

$$\omega = \left(\frac{4\pi G(m_1 + m_2) a_{eq}^4 \rho_{eq}}{3 \mathcal{A}^4 t_{dc}^2 (m_1 + m_2)} \right)^{1/2} = \left(\frac{4\pi G a_{eq}^4 \rho_{eq}}{3 \mathcal{A}^4 t_{dc}^2} \right)^{1/2} \quad (9)$$

The radial distance of a PBH-binary at a scale-factor 'a' is given by the usual formulae for cosmological distance,

$$D(a) = \frac{c}{H_0} \int_a^1 \frac{da}{a^2 (\Omega_{DE} + \Omega_M a^{-3})^{1/2}}, \quad (10)$$

where, Ω_{DE} and Ω_M are the fractional densities of dark energy and non-relativistic matter at present Universe and we have neglected the fractional density of radiation at present Universe Ω_R , as $\Omega_R \ll \Omega_{DE}, \Omega_M$.

The distance D of a PBH-binary is dependent on the masses of the PBHs constituting the binary since the time of binary formation depends on the total mass of the two PBHs and also on the initial comoving-separation between the PBHs after forming the binary. Substituting the values of Ω_{DE} and Ω_M and performing the integration, one obtains the distance $D(m_1, m_2, r_{dc})$ to a specific PBH-binary, given by

$$D(a) \approx \frac{c}{H_0} \left(-\xi_1 + \frac{\xi_2 {}_2F_1\left(\frac{1}{3}, \frac{1}{2}, \frac{4}{3}, -\frac{\zeta}{a^3}\right)}{a} \right). \quad (11)$$

Here, ${}_2F_1$ is the Hypergeometric function. Where ξ_1, ξ_2 and ζ are quantities whose numerical values depend on Ω_{DE} and Ω_M .

Before proceeding further, it may be pertinent to mention certain observational constraints on the abundance of PBHs in particular mass ranges. From the absence of noticeable microlensing, the ERS and MACHO surveys have excluded large abundances of PBHs in the mass-range 10^{26} to 10^{34}

g [41][42][43]. This constraint can be indirectly applied to the abundance of PBHs of masses $< 10^{26}$ g in early-Universe. However, setting these mass limits are highly model-dependent [19] and regrouping of PBHs in dense halos can evade the microlensing constrains. The absence of some characteristic spectral distortions of the Cosmic Microwave Background's spectrum imposes constraints on the PBH abundance in the early Universe. Planck observations exclude PBHs of the mass-order $10^{35} - 10^{37}$ g from being a significant fraction of dark-matter [45]. However, the distortion constraints are results of complex processes and subject to considerable uncertainties. Moreover, it has been argued [17] that the rate of binary formation and consequent merging of PBHs in the early Universe was significantly higher such that the PBHs produced with sub-stellar masses, bypassing the CMB-distortion constrains, would have grown by several orders of mass by the time of star formation. Hence, such PBHs could evade the most stringent micro-lensing constrains, as well.

III. GRAVITATIONAL WAVE AMPLITUDE FROM ACCRETING PBH BINARIES

The second mass-moment, or quadrupole-moment, as it is known for The Transverse-Traceless (TT) gauge, of a binary compact object is given by $I_{ij} \equiv \int \rho x_i x_j = \mu xy$, for cross-polarization, where the orbital-plane of the binary is chosen to be the xy -plane with origin at their center-of-mass, and it is assumed for simplicity that the z -axis is along the line from the center of the binary to the observer. So, if μ is constant, $\dot{I}_{ij} = \frac{d}{dt} \int d^3x (\rho(t, x) x_i x_j) = \frac{d}{dt} (\mu x(t) y(t))$, which gives $\ddot{I}_{ij} = \mu (\frac{d^2 x}{dt^2} y + x \frac{d^2 y}{dt^2}) + 2\mu (\frac{dx}{dt} \frac{dy}{dt})$. However, if μ varies with time, there would be two extra terms, i.e., $\ddot{I}_{ij} = \frac{d^2 \mu}{dt^2} xy + \frac{d\mu}{dt} (\frac{dx}{dt} y + x \frac{dy}{dt}) + \mu (\frac{d^2 x}{dt^2} y + x \frac{d^2 y}{dt^2}) + 2\mu (\frac{dx}{dt} \frac{dy}{dt})$. Hence, the gravitational wave amplitude in cross(\times)-polarization from a single PBH-binary of continuously changing masses m_1 and m_2 , in the early inspiral stage where the Keplerian-approximations are well-valid, will be given by

$$h_{\times} = \frac{2G}{D c^4} \ddot{I}_{xy} = \frac{G^{\frac{5}{3}}}{D(m_1, m_2) c^4} \left[\frac{m_1 m_2}{(m_1 + m_2)^{1/3}} \{-4\omega^{\frac{2}{3}} \sin(2\omega t)\} + \left\{ \frac{d^2}{dt^2} \frac{m_1 m_2}{(m_1 + m_2)^{1/3}} \right\} \omega^{-\frac{4}{3}} \sin(2\omega t) \right. \\ \left. + 2 \left\{ \frac{d}{dt} \frac{m_1 m_2}{(m_1 + m_2)^{1/3}} \right\} \{2\omega^{-\frac{1}{3}} \cos(2\omega t)\} \right] \quad (12)$$

(the terms generated due to time-variation of angular frequency are negligible here.) In the RHS of the equation (12) the first term is the usual one for binaries of constant mass black-holes, while the rest two are present if the masses of the black holes in the binary change with time.

The time-rate of change of mass of any non-rotating PBH in early Universe, due to spherically accreting the surrounding radiation can be approximately given by,

$$\dot{m} = 4\pi \mathcal{A} \left(\frac{Gm}{c^2} \right)^2 (1+w) \rho. \quad (13)$$

where the constant \mathcal{A} is proportional to the energy flux going into the black hole[48]. To simplify matters, we take $\mathcal{A} = 4$, considering the Schwarzschild cross-section for absorption of radiation [26], [29]. This time rate of change of mass of a PBH is also valid when it is in the early inspiral stage of a binary. Using the Friedmann's equations of FLRW-cosmology $H^2 = \frac{8\pi G}{3c^2} \rho$ and the conservation equations of energy-momentum tensor of the cosmic fluid, *viz.* $\dot{\rho} = -3H(1+w)\rho$, and substituting in Eq.(13), after taking its derivative, we get

$$\ddot{m} = \frac{4\pi \mathcal{A} G^2}{c^4} (1+w) \left[-3 \left(\frac{8\pi G}{3c^2} \right)^{1/2} m^2 (1+w) \rho^{3/2} + 2 \left(4\pi \mathcal{A} \left(\frac{G}{c^2} \right)^2 (1+w) m^3 \right) \rho^2 \right]. \quad (14)$$

Both the \dot{m} and \ddot{m} terms can hence be expressed in terms of m and ρ , enabling one to write the correction terms in the cross-polarization Eq.(12) involving the single and double derivatives of the chirp-mass, given by, respectively

$$\frac{d}{dt} \frac{m_1 m_2}{(m_1 + m_2)^{1/3}} = \left\{ \frac{4\pi \mathcal{A} G^2}{c^4} (1+w) \rho \right\} \left[m_1 m_2 (m_1 + m_2)^{2/3} - \frac{m_1 m_2 (m_1^2 + m_2^2)}{3(m_1 + m_2)^{4/3}} \right] \quad (15)$$

and

$$\frac{d^2}{dt^2} \frac{m_1 m_2}{(m_1 + m_2)^{1/3}} = \frac{4\pi \mathcal{A} G^2}{c^4} (1+w) \rho \frac{m_1^2 m_2^2}{(m_1 + m_2)^{1/3}} + \frac{4\pi \mathcal{A} G^2}{c^4} (1+w)^2 \left(\frac{(\mathcal{E}_1 m_1^2 \rho^{3/2} + \mathcal{E}_2 m_1^3 \rho^2) m_2}{(m_1 + m_2)^{1/3}} + \frac{(\mathcal{E}_1 m_2^2 \rho^{3/2} + \mathcal{E}_2 m_2^3 \rho^2) m_1}{(m_1 + m_2)^{1/3}} \right) \\ - \left(\frac{4\pi \mathcal{A} G^2}{c^4} (1+w) \rho \right)^2 \frac{m_1 m_2 (m_1 + m_2) (m_1^2 + m_2^2)}{(m_1 + m_2)^{4/3}} \\ - \frac{4\pi \mathcal{A} G^2}{c^4} (1+w)^2 \frac{m_1 m_2}{3(m_1 + m_2)^{4/3}} (\mathcal{E}_1 \rho^{3/2} (m_1^2 + m_2^2) + \mathcal{E}_2 \rho^2 (m_1^3 + m_2^3)) + \frac{4\pi \mathcal{A} G^2}{c^4} (1+w) \frac{4m_1 m_2 (m_1^2 + m_2^2)^2}{9(m_1 + m_2)^{7/3}}, \quad (16)$$

where the quantities \mathcal{E}_1 and \mathcal{E}_2 are, respectively, $-3(8\pi G/3c^2)^{1/2}$ and $8\pi \mathcal{A} (G/c^2)^2$. We can now calculate the numerical values of the peak magnitudes (without the sinusoidal variations) of the first and second corrections terms in gravitational wave amplitude given by $\frac{G^{5/3}}{D c^4} \left\{ \frac{d^2}{dt^2} \frac{m_1 m_2}{(m_1 + m_2)^{1/3}} \right\} \omega^{-\frac{4}{3}}$, and $\frac{G^{5/3}}{D c^4} 2 \left\{ \frac{d}{dt} \frac{m_1 m_2}{(m_1 + m_2)^{1/3}} \right\} \{2\omega^{-\frac{1}{3}}\}$ respectively, for any typical PBH binary and compare their values with that of the main term $\frac{G^{5/3}}{D c^4} \frac{m_1 m_2}{(m_1 + m_2)^{1/3}} \{-4\omega^{\frac{2}{3}}\}$. We plot these terms in Fig. 1 as functions of the black hole mass and the background radiation density, choosing $m_2 = 2m_1$ and separation given by 100 times the sum of their Schwarzschild-radii (the angular frequency is to be directly obtained from Kepler's law as we are considering the early inspiral stage). The variation of the distance to a PBH binary with masses of the PBHs constituting the binary has been explained earlier. To avoid complexity, we here directly use the formulae for cosmological distance to scale-factor a , given in equation 11, considering the scale factor at which the PBHs constituting the binary were born (as both the PBHs masses are of

same order, their time of birth is also of approximately same order). It is evident from the plot that for certain cases the corrections are not only significant but also dominant. The

constancy of the main term w.r.t. the background radiation density ρ can be clearly depicted in the plot below, as it is independent of ρ . With the increasing density of radiation ρ , both the correction terms increase.

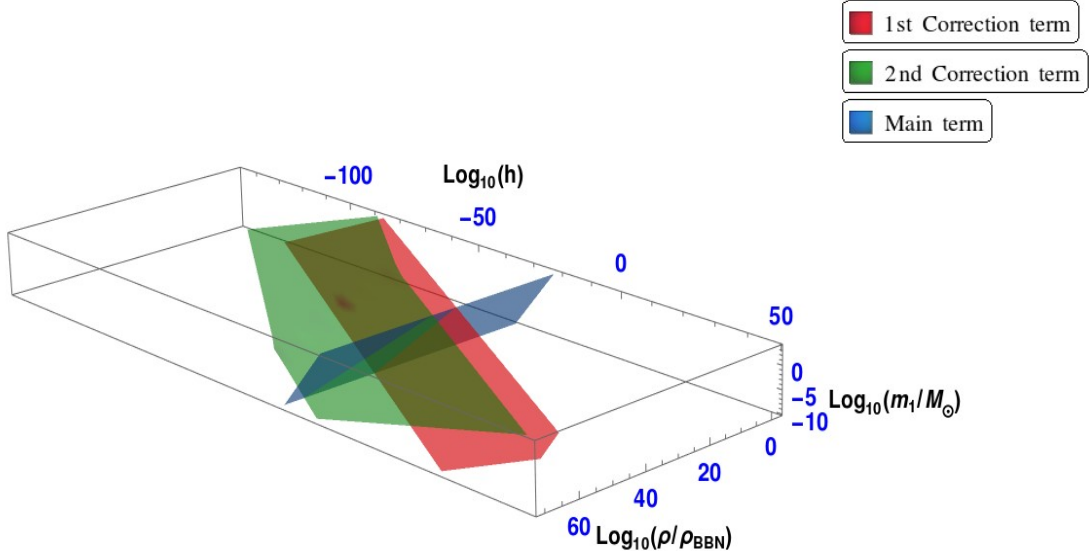


FIG. 1: Variation of the three terms in the gravitational wave amplitude given by Eq.(12) produced by a PBH binary in the early inspiral stage, w.r.t. the background radiation density and mass, where $\rho_{BBN} \approx 10g/cm^3$ is the radiation density during big-bang nucleosynthesis, and M_\odot is the Solar-mass.

IV. STOCHASTIC GRAVITATIONAL WAVE BACKGROUND AND ITS DETECTABILITY

For calculating the stochastic background, we employ the standard formalism [49] assuming that the background is stationary, Gaussian, isotropic and unpolarized. Under these assumptions, the spectral density of the stochastic background $S_h(f)$ is defined as :

$$S_h(f) = \frac{1}{4} \frac{d}{df} \langle h_{ij}(t) h^{ij}(t) \rangle, \quad (17)$$

where $h_{ij}(t) \equiv h_{ij}(t, \vec{r} = 0)$. The brackets $\langle \rangle$ over the scalar product $h_{ij}(t) h^{ij}(t)$ denote in this case the average taken over certain interval of time [49]. The advantage of describing the theory in terms of the spectral density $S_h(f)$ is that it is directly comparable with the noise in a detector, denoted by $S_n(f)$. The response to any stochastic gravitational wave background by the detector is given by

$$\begin{aligned} h(t) &= \frac{F}{4} \langle h_{11} h^{11} + h_{12} h^{12} + h_{21} h^{21} + h_{22} h^{22} \rangle^{1/2} \\ &= \frac{F}{4} \langle h_{11} h^{11} + 2h_{12} h^{12} + h_{22} h^{22} \rangle^{1/2}, \end{aligned}$$

given in terms of the spectral density by

$$h(t) = \langle h^2(t) \rangle^{1/2} = \left(F \int_f df S_h(f) \right)^{1/2} = \left(\frac{F}{4} \langle h_{ij}(t) h^{ij}(t) \rangle \right)^{1/2}, \quad (18)$$

where F is the angular efficiency factor, which for interferometric detectors is $F = 2/5$, and for cylindrical bar detectors $F = 8/15$ [49].

Substituting the expressions of plus and cross polarized components of gravitational wave amplitude in the expression of $h(t)$ one gets,

$$\begin{aligned} h(t) &= \frac{F}{4} \frac{2G^{\frac{5}{3}}}{D(m_1, m_2) c^4} \left[2 \left(2 \frac{m_1 m_2}{(m_1 + m_2)^{1/3}} \omega^{\frac{2}{3}} \right)^2 + \right. \\ &2 \left(2 \left\{ \frac{d}{dt} \frac{m_1 m_2}{(m_1 + m_2)^{1/3}} \right\} \omega^{-\frac{1}{3}} \right)^2 + \left(\left\{ \frac{d^2}{dt^2} \frac{m_1 m_2}{(m_1 + m_2)^{1/3}} \right\} \omega^{-\frac{4}{3}} \right)^2 + \\ &\left. 4 \left\{ \frac{d^2}{dt^2} \frac{m_1 m_2}{(m_1 + m_2)^{1/3}} \right\} \omega^{-\frac{4}{3}} \left(-2 \frac{m_1 m_2}{(m_1 + m_2)^{1/3}} \omega^{\frac{2}{3}} \right) \right]^{1/2}. \end{aligned} \quad (19)$$

An additional cross-correction term appears due to the non-vanishing of the product between the main term and the second correction term, i.e. the term containing the double-time

derivative of chirp-mass. Unlike the case of a single binary, h_{ij} for stochastic background of gravitational waves stands for the overall gravitational wave amplitude of the stochastic background, i.e. integrated over all possible frequencies and all directions, given by

$$h_{ij}(t, \vec{r}) = \sum_{\mathcal{P}=+, \times} \int_f df \int d^2 \hat{n} \quad (20)$$

$$h_{\mathcal{P}}(f, \hat{n}, t) e_{ij}^{\mathcal{P}}(\hat{n}) \exp[-2\pi i f(t - \hat{n} \cdot \vec{r}/c)],$$

where $h_{\mathcal{P}}$ are the gravitational wave amplitude produced from each PBH binary. For the stochastic background, as the constituent gravitational waves from all the PBH-binaries come from all directions or the overall solid angle, as they are statistically distributed in the Universe and they have statistically distributed parameters, we have to integrate over all the solid angles and over their masses.

Denoting the chirp-masses as $\mathcal{M} = \frac{(m_1 m_2)^{3/5}}{(m_1 + m_2)^{1/5}}$, the density of gravitational wave amplitude generated from PBH binaries in the differential chirp-mass range \mathcal{M} to $\mathcal{M} + d\mathcal{M}$, for cross-polarization, is given by

$$dh_{ij}(t, \vec{r}) = \int_f df \int d^2 \hat{n} \mathcal{N}(\mathcal{M}) d\mathcal{M} (h_{\times} e_{ij}^{\times}(\hat{n})), \quad (21)$$

where $\mathcal{N}(\mathcal{M}) d\mathcal{M}$ is the number-density of PBH-binaries in the differential chirp-mass range \mathcal{M} to $\mathcal{M} + d\mathcal{M}$ at the concerned time. The total gravitational wave amplitude density generated for cross-polarization from all the PBH binaries in the chirp-mass range from \mathcal{M}_{min} to \mathcal{M}_{max} is given by

$$\int dh_{ij}(t, \vec{r}) = \int_f df \int d^2 \hat{n} \int_{\mathcal{M}_{min}}^{\mathcal{M}_{max}} \mathcal{N}(\mathcal{M}) d\mathcal{M} (h_{\times} e_{ij}^{\times}(\hat{n})). \quad (22)$$

The formation of binaries is taken to proceed under the three-body configuration [15]. The differential co-moving number-density of PBH-binaries resulting from three-body configurations may be written as

$$d\mathcal{N}(r_1, r_2) = \frac{1}{2} (n(m_1) dm_1) (e^{-N(r_2)} dN(r_1, m_2) dN(r_2, m_3)). \quad (23)$$

The part $(e^{-N(r_2)} dN(r_1, m_2) dN(r_2, m_3))$ stands for the probability that those PBHs belong to the specified three-body configuration. The quantity $dN(r, m)$ is given by

$$dN(r, m) = 4\pi r^2 n(m) (1 + \xi(r)) dr dm. \quad (24)$$

Here, $\xi(r)$ is the PBH two-point function [15]. In the simplest case, the two-point function can be taken as a constant $(1 + \xi(r)) = \delta_{dc}$. The factor 1/2 in the RHS of equation 23 signifies the fact that the number of PBH-binaries would be just the half of the number of PBHs forming those binaries and $N(r_2) = \int dN(r_2, m)$ is the expected number of PBHs surrounding one PBH in the sphere of co-moving radius r_2 . The quantity $N(r_2)$ is given by

$$N(r_2) = \int_0^{r_2} \int_{m_{min}}^m \delta_{dc} (4\pi r^2 dr) \left(\rho \frac{\Pi(m)}{m} dm \right).$$

Substituting the expression of the distribution function given by Eq.(4), and performing the integrals over r and m in $N(r_2)$, one gets

$$N(r_2) = \delta_{dc} \rho \left(\frac{4}{3} \pi r_2^3 \right) \epsilon \exp\left(\frac{-w^2}{2\epsilon^2}\right) \left(-\frac{1}{m} + \frac{1}{m_{min}} \right).$$

The total gravitational wave amplitude density generated (for cross-polarization) from all the PBH-binaries is given by

$$h_{ij}(t, \vec{r}) = \int dh_{ij}(t, \vec{r}) = \int_f df \int d^2 \hat{n} \int_{m_{1,min}}^{m_{1,max}} \int_{m_{2,min}}^{m_{2,max}} \int_{m_{3,min}}^{m_{3,max}} \int_{r_1=0}^{\tilde{r}} \int_{r_2=r_1}^{\infty} d\mathcal{N}(r_1, r_2) (h_{\times} e_{ij}^{\times}(\hat{n})), \quad (25)$$

where \tilde{r} is defined earlier in Eq.(6). Here, the integrations over r_1 and r_2 are respectively from 0 to \tilde{r} , and r_1 to ∞ , because the second PBH should be within a radial distance 0 to \tilde{r} from the first PBH, while the third PBH has to be anywhere outside r_1 ($r_2 > r_1$). The contribution of the main term (i.e. the term without derivatives of masses) to the gravitational wave amplitude density is :

$$h_{ij \text{ main}}(t, \vec{r}) = \frac{1}{2} \rho^3 \delta_{dc}^2 \int_f df \int_{\hat{n}} d^2 \hat{n} \int_{m_{1,min}}^{m_{1,max}} \int_{m_{2,min}}^{m_{2,max}} \int_{m_{3,min}}^{m_{3,max}} \left(\frac{\Pi(m_1)}{m_1} dm_1 \frac{\Pi(m_2)}{m_2} dm_2 \frac{\Pi(m_3)}{m_3} dm_3 \right) \left(4\pi \int_{r_2} r_2^2 e^{-N(r_2)} dr_2 \right) 4\pi \int_{r_1} r_1^2 dr_1 \frac{G^{5/3}}{D(m_1, m_2, r_1) c^4} \frac{m_1 m_2}{(m_1 + m_2)^{1/3}} (-4\omega^{2/3} \sin(2\omega t)).$$

The contributions of the correction terms follow similarly. Note that the hypergeometric function contained in the expression of the distance $D(m_1, m_2, r_1)$ given by Eq.(11) can be written as

$${}_2F_1(a, b, c, Z) \approx \frac{\Gamma(c)\Gamma(b-a)}{\Gamma(b)\Gamma(c-a)} (-Z)^{-a} + \frac{\Gamma(c)\Gamma(a-b)}{\Gamma(a)\Gamma(c-b)} (-Z)^{-b}, \quad (26)$$

for $|Z| \gg 1$. This allows us to carry out the radial integrations analytically. Employing the approximation of the Hypergeometric function as described above, we find that the expression of the distance can be approximately written as :

$$D(m_1, m_2, r_1) \approx \mathcal{D} (1 + \alpha a_{dc}^{1/2})^{-1}, \quad (27)$$

where numerical values of \mathcal{D} and α are of order ~ 1 .

Now, in case of the stochastic gravitational wave background we are interested in the function $\langle h(t)^2 \rangle^{1/2}$. The contribution from the main term in $\langle h(t)^2 \rangle$ is given by

$$\langle h(t)^2 \rangle_{\text{main}} = \frac{1}{2} \rho^3 \delta_{dc}^2 \int_f df \int_{\hat{n}} d^2 \hat{n} \int_{m_{1,min}}^{m_{1,max}} \int_{m_{2,min}}^{m_{2,max}} \int_{m_{3,min}}^{m_{3,max}} \left(\frac{\Pi(m_1)}{m_1} dm_1 \frac{\Pi(m_2)}{m_2} dm_2 \frac{\Pi(m_3)}{m_3} dm_3 \right) \left(4\pi \int_{r_2} r_2^2 e^{-N(r_2)} dr_2 \right) 4\pi \int_{r_1} r_1^2 dr_1 \left(2 \frac{F}{4} \frac{2 G^{5/3}}{D(m_1, m_2, r_1) c^4} \right)^2 \left(2 \frac{m_1 m_2}{(m_1 + m_2)^{1/3}} \omega^{2/3} \right)^2, \quad (28)$$

and similarly, for the three correction terms.

The contribution of the main term to the spectral density,

after carrying out the integrations over r_2 and r_1 , is given by

$$\begin{aligned}
S_h(f)_{main} = & \frac{1}{2} \rho^3 \delta_{dc}^2 (4\pi) \left(\frac{c}{H_0} \right)^{-2} \int_{m_{1,min}}^{m_{1,max}} \int_{m_{2,min}}^{m_{2,max}} \int_{m_{3,min}}^{m_{3,max}} \left(\frac{\Pi(m_1)}{m_1} dm_1 \frac{\Pi(m_2)}{m_2} dm_2 \frac{\Pi(m_3)}{m_3} dm_3 \right) \left(2 \frac{G^{\frac{5}{3}}}{c^4} \frac{m_1 m_2}{(m_1 + m_2)^{1/3}} \omega^{\frac{2}{3}} \right)^2 \\
& \frac{4\pi}{\mathcal{D}^2 \mathcal{N}(m)} \left[\frac{\exp(-\frac{4}{3} \pi \tilde{r}^3 \mathcal{N}(m))}{\mathcal{N}(m)} \left\{ -\frac{2\alpha}{4\pi} a_{eq}^{1/2} - \frac{\alpha^2}{4\pi} \right\} \right. \\
& \left. + \frac{2\sqrt{3}\alpha}{16\pi \mathcal{N}(m)^{3/2}} \frac{a_{eq}^{1/2}}{\tilde{r}^{3/2}} (Erf[2\sqrt{\frac{\pi}{3}} \tilde{r}^{3/2} \sqrt{\mathcal{N}(m)}] - Erf[0]) \right] \\
& \left. + \frac{1}{4\pi \mathcal{N}(m)} \right], \tag{29}
\end{aligned}$$

where the $Erf[]$ denotes the error function. Similarly, the three corrections to the spectral density are obtained from the correction terms in $h(t)$, viz., for $2\left(2\left\{\frac{d}{dt} \frac{m_1 m_2}{(m_1 + m_2)^{1/3}}\right\} \omega^{-\frac{1}{3}}\right)^2$, $\left(\left\{\frac{d^2}{dt^2} \frac{m_1 m_2}{(m_1 + m_2)^{1/3}}\right\} \omega^{-\frac{4}{3}}\right)^2$ and $4\left\{\frac{d^2}{dt^2} \frac{m_1 m_2}{(m_1 + m_2)^{1/3}}\right\} \omega^{-\frac{4}{3}} \left(-2 \frac{m_1 m_2}{(m_1 + m_2)^{1/3}} \omega^{\frac{2}{3}}\right)$, the contributions to $S_h(f)$ are respectively :

$$\begin{aligned}
S_h(f)_{1st} = & \frac{1}{2} \rho^3 \delta_{dc}^2 (4\pi) \left(\frac{c}{H_0} \right)^{-2} \int_{m_{1,min}}^{m_{1,max}} \int_{m_{2,min}}^{m_{2,max}} \int_{m_{3,min}}^{m_{3,max}} \left(\frac{\Pi(m_1)}{m_1} dm_1 \frac{\Pi(m_2)}{m_2} dm_2 \frac{\Pi(m_3)}{m_3} dm_3 \right) \left(2 \frac{G^{\frac{5}{3}}}{c^4} \left\{ \frac{d}{dt} \frac{m_1 m_2}{(m_1 + m_2)^{1/3}} \right\} \omega^{-\frac{1}{3}} \right)^2 \\
& \frac{4\pi}{\mathcal{D}^2 \mathcal{N}(m)} \left[\frac{\exp(-\frac{4}{3} \pi \tilde{r}^3 \mathcal{N}(m))}{\mathcal{N}(m)} \left\{ -\frac{2\alpha}{4\pi} a_{eq}^{1/2} - \frac{\alpha^2}{4\pi} \right\} + \frac{2\sqrt{3}\alpha}{16\pi \mathcal{N}(m)^{3/2}} \frac{a_{eq}^{1/2}}{\tilde{r}^{3/2}} (Erf[2\sqrt{\frac{\pi}{3}} \tilde{r}^{3/2} \sqrt{\mathcal{N}(m)}] - Erf[0]) \right] + \frac{1}{4\pi \mathcal{N}(m)}, \tag{30}
\end{aligned}$$

$$\begin{aligned}
S_h(f)_{2nd} = & \frac{1}{2} \rho^3 \delta_{dc}^2 (4\pi) \left(\frac{c}{H_0} \right)^{-2} \int_{m_{1,min}}^{m_{1,max}} \int_{m_{2,min}}^{m_{2,max}} \int_{m_{3,min}}^{m_{3,max}} \left(\frac{\Pi(m_1)}{m_1} dm_1 \frac{\Pi(m_2)}{m_2} dm_2 \frac{\Pi(m_3)}{m_3} dm_3 \right) \frac{1}{2} \left(\frac{G^{\frac{5}{3}}}{c^4} \left\{ \frac{d^2}{dt^2} \frac{m_1 m_2}{(m_1 + m_2)^{1/3}} \right\} \omega^{-\frac{4}{3}} \right)^2 \\
& \frac{4\pi}{\mathcal{D}^2 \mathcal{N}(m)} \left[\frac{\exp(-\frac{4}{3} \pi \tilde{r}^3 \mathcal{N}(m))}{\mathcal{N}(m)} \left\{ -\frac{2\alpha}{4\pi} a_{eq}^{1/2} - \frac{\alpha^2}{4\pi} \right\} + \frac{2\sqrt{3}\alpha}{16\pi \mathcal{N}(m)^{3/2}} \frac{a_{eq}^{1/2}}{\tilde{r}^{3/2}} (Erf[2\sqrt{\frac{\pi}{3}} \tilde{r}^{3/2} \sqrt{\mathcal{N}(m)}] - Erf[0]) \right] + \frac{1}{4\pi \mathcal{N}(m)}, \tag{31}
\end{aligned}$$

$$\begin{aligned}
S_h(f)_{cross} = & \frac{1}{2} \rho^3 \delta_{dc}^2 (4\pi) \left(\frac{c}{H_0} \right)^{-2} \int_{m_{1,min}}^{m_{1,max}} \int_{m_{2,min}}^{m_{2,max}} \int_{m_{3,min}}^{m_{3,max}} \left(\frac{\Pi(m_1)}{m_1} dm_1 \frac{\Pi(m_2)}{m_2} dm_2 \frac{\Pi(m_3)}{m_3} dm_3 \right) \\
& 4 \left(\frac{G^{\frac{5}{3}}}{c^4} \right)^2 \left\{ \frac{d^2}{dt^2} \frac{m_1 m_2}{(m_1 + m_2)^{1/3}} \right\} \left(-\frac{m_1 m_2}{(m_1 + m_2)^{1/3}} \right) \omega^{-\frac{2}{3}} \\
& \frac{4\pi}{\mathcal{D}^2 \mathcal{N}(m)} \left[\frac{\exp(-\frac{4}{3} \pi \tilde{r}^3 \mathcal{N}(m))}{\mathcal{N}(m)} \left\{ -\frac{2\alpha}{4\pi} a_{eq}^{1/2} - \frac{\alpha^2}{4\pi} \right\} + \frac{2\sqrt{3}\alpha}{16\pi \mathcal{N}(m)^{3/2}} \frac{a_{eq}^{1/2}}{\tilde{r}^{3/2}} (Erf[2\sqrt{\frac{\pi}{3}} \tilde{r}^{3/2} \sqrt{\mathcal{N}(m)}] - Erf[0]) \right] + \frac{1}{4\pi \mathcal{N}(m)}. \tag{32}
\end{aligned}$$

The detectability graphs are obtained by plotting the strain $S_h(f)^{1/2}$ (in $H z^{-1/2}$) versus observed frequency f_o (which is $(1+z)^{-1} f_s$), thereby imposing the noise-sensitivity lines of present and future gravitational wave detectors. It is important to note that the mass-density of PBHs in Universe very sensitively depends on the quantity ϵ , as given by Eq.(4). We

plot the strain sensitivities (S_h) for certain ranges of ϵ w.r.t. the observed angular frequency in the Figs. 2, 3, 4, and 5 for the four terms, i.e., the main and three correction terms respectively, with the noise sensitivity lines for present and future gravitational wave detectors. They are shown below.

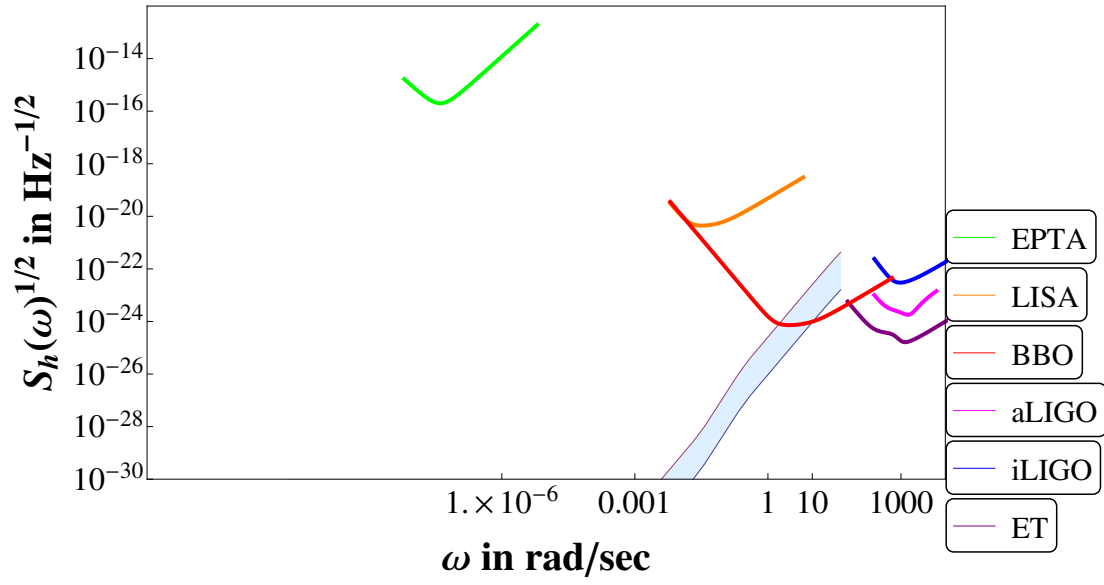


FIG. 2: Plot of the strain $S_h(\omega)^{1/2}$ in $\text{Hz}^{-1/2}$ of the main term vs the angular frequency (observed) ω : the band ranges for amplitude of mass-variance of primordial fluctuation ϵ from 0.1 to 0.4, for the time $t = 10^{-24} \text{ s}$ to 1 s after the big-bang.

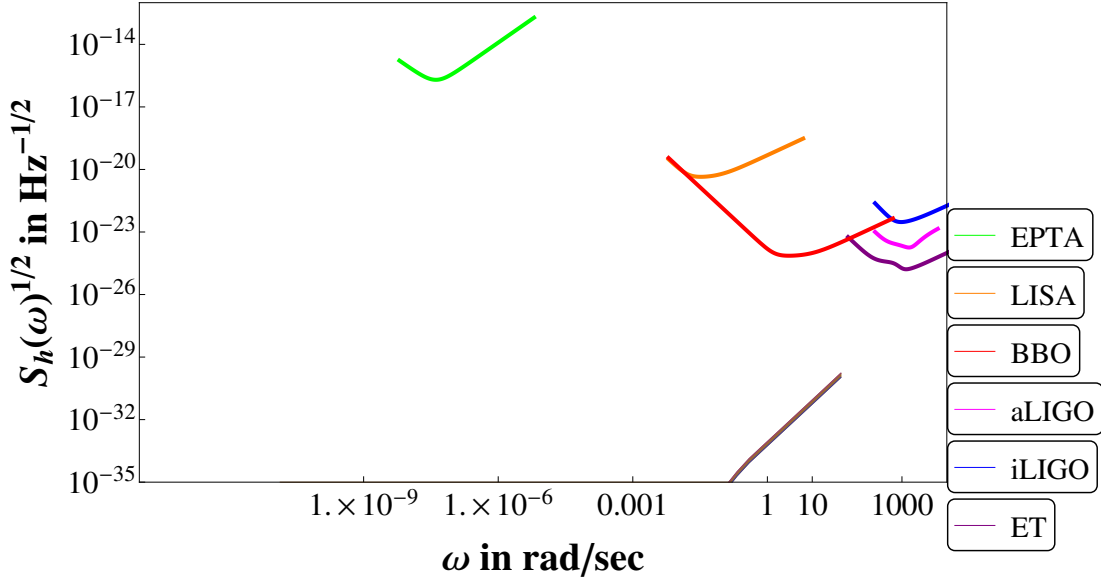


FIG. 3: Plot of the strain $S_h(\omega)^{1/2}$ in $\text{Hz}^{-1/2}$ of the first correction term containing the single time-derivative of the chirp mass vs the angular frequency (observed) ω : the band ranges for amplitude of mass-variance of primordial fluctuation ϵ is 0.4 to 0.8 ; for the time $t = 10^{-24} \text{ s}$ to 1 s after the big-bang.

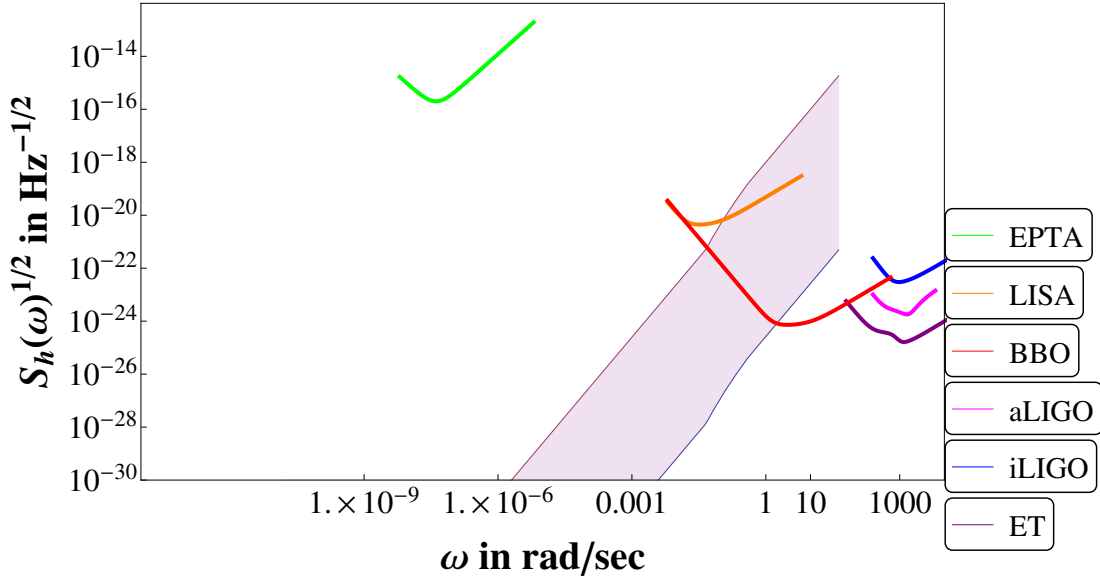


FIG. 4: Plot of the strain $S_h(\omega)^{1/2}$ in $\text{Hz}^{-1/2}$ of the second correction term containing double time-derivative of the chirp mass vs the angular frequency (observed) ω : the band ranges for amplitude of mass-variance of primordial fluctuation ϵ is 0.012 to 0.0125 ; for the time $t = 10^{-24}$ s to 1 s after the big-bang.

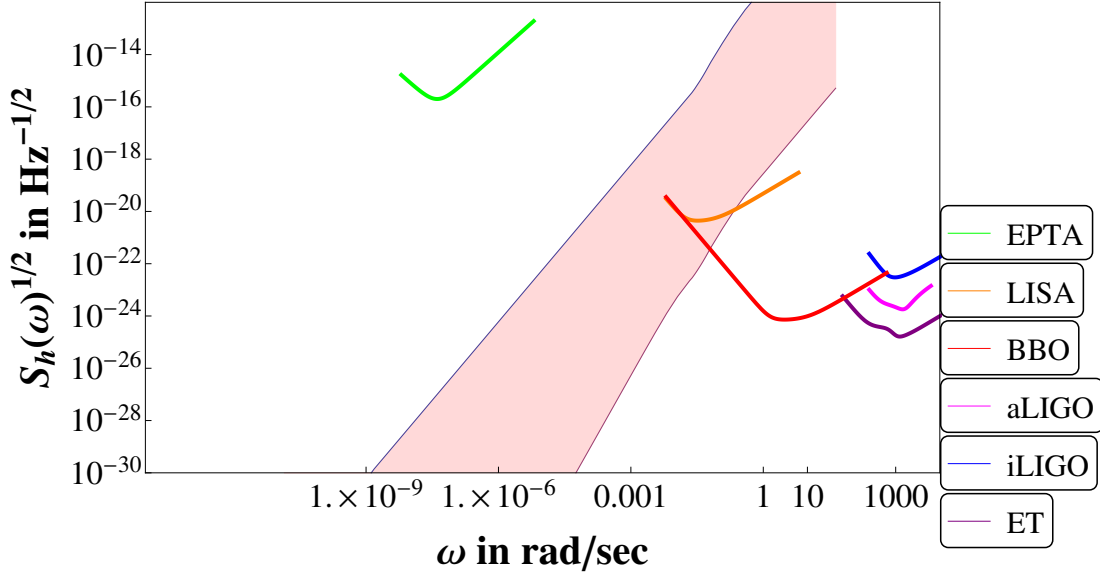


FIG. 5: Plot of the strain $S_h(\omega)^{1/2}$ in $\text{Hz}^{-1/2}$ of the cross-correction term due to non-vanishing product of the second correction term and main term vs the angular frequency (observed) ω : the band ranges for amplitude of mass-variance of primordial fluctuation ϵ is 0.018 to 0.02 ; for the time $t = 10^{-24}$ s to 1 s after the big-bang.

We choose the range of values of the amplitude of mass-variance of primordial fluctuation ϵ , for the strain sensitivity vs observed angular-frequency band-plot to be such that the strain sensitivity (in $\text{Hz}^{-1/2}$) has the value within 10^{-12} to 10^{-30} $\text{Hz}^{-1/2}$ which is the region where the noise-curves of most of the present and future gravitational wave detectors lie. As we know, that to be detectable, the strain produced by a gravitational wave signal must be above the noise-curve of the associated detector. Only in the case of first correction term, we have extended the lower limit of the strain sensitivity in the detectability graph to 10^{-35} $\text{Hz}^{-1/2}$, because even with very high values of ϵ , we get the strain sensitivity below

10^{-29} $\text{Hz}^{-1/2}$ for the first correction term.

In the fig. 2, the strain sensitivity for the main term of the stochastic background has been plotted w.r.t. corresponding observed angular frequency for the range of amplitude of mass-variance of primordial fluctuation ϵ from 0.1 to 0.4. The noise-curves for different present and future gravitational wave detectors have been shown in the graphs. They are iLIGO : initial LIGO, aLIGO : advanced LIGO, LISA : Laser Interferometric space antenna, ET : Einstein Telescope, BBO : Big-bang observer, EPTA : European Pulsar Timing array. We see that certain part of the stochastic gravitational wave background due to the main term, for the specified range of

ϵ , should be detectable by future gravitational wave detector BBO. In fig. 3, a similar plot of the first correction term is shown. Here, we have shown the band of strain sensitivity vs observed angular-frequency for the range of amplitude of mass-variance of primordial fluctuation ϵ from 0.4 to 0.8. It can be clearly seen that even for this range of ϵ with such high values, no region of the stochastic gravitational wave background due to the first correction term is detectable by any present or future gravitational wave detector. In the fig. 4 and fig. 5, similar plots of the second correction term and the cross-correction term have been shown. In case of the figure 4, the band of strain sensitivity vs observed angular-frequency has been shown for the range of ϵ from 0.012 to 0.0125 and in case of figure 5, the range of ϵ is from 0.018 to 0.02. We see that in these cases certain portions of the stochastic gravitational wave background are detectable by LISA and BBO. Note that the range of values of ϵ , chosen for the main term in figure 2, is 0.1 to 0.4, and for the first correction term in figure 3, is 0.4 to 0.8, which are an order larger than those for the second correction term and cross correction terms, in figures 4 and 5 respectively (where the ranges are 0.012 to 0.0125 and 0.018 to 0.02 respectively). Yet, we get greater strain for the second correction term and cross correction term than the main term and first correction term. This clearly establishes the dominance of the second and cross correction terms over the main term in time before big-bang nucleosynthesis.

V. SUMMARY AND CONCLUSIONS

In this work we have investigated the stochastic gravitational wave background produced by binaries of primordial black holes during their early inspiral stage while accreting high-density radiation surrounding them in the early universe. It has been shown that stochastic gravitational wave background has correction terms because of the rapid rate of

increase in masses of the primordial black holes. These correction terms arise due to non-vanishing first and second time derivatives of the masses and their contribution to the overall double time derivative of the quadrupole-moment tensor. We have found that, some of these correction terms are not only significant in comparison with the main term but even dominant over the main term for certain ranges of time in the early Universe. The significance of these correction terms is not only for the gravitational wave amplitude produced from an individual PBH-binary, but persists for the overall stochastic gravitational wave background produced from them.

We have further studied the detectability of the above stochastic gravitational wave background with present and future gravitational wave detectors. We find that it is possible for such contributions to the overall stochastic gravitational wave background to be directly detected with some of the present and future gravitational wave detectors. Moreover it would be relevant to study the gravitational wave spectrum emitted from merger stages of such PBH binaries, which should be in the detectability range of aLIGO. Such an occurrence would thus, open up a direct window to probe the early Universe. The significant correction-terms in the spectral density, generated due to rapid increase of masses of the PBHs in the binaries, are explicit functions of the density of radiation at the concerned time. Hence, through these correction terms, one may be able to constrain the density of radiation at a specific era in early Universe, if the stochastic background is detected in future. Moreover, observations of the stochastic background would provide direct clues of the PBH-mass ranges, rate of formation of PBH-binaries and their merging-rates etc., shedding light on the long-standing question as to whether some PBHs still exist in present era of our Universe comprising a fraction of the dark-matter. On the other hand, if such a background is not detected, it will help setting upper-limits on the PBH-density in early Universe, or more fundamentally, the amplitude of mass variance of the primordial density fluctuations (ϵ) in the early Universe.

-
- [1] B. P. Abbott et al., Phys. Rev. Lett. **116**, 061102 (2016).
 - [2] LIGO-VIRGO Collaboration, Phys. Rev. Lett. **116**, 241103 (2016).
 - [3] LIGO-VIRGO Collaboration, Phys. Rev. Lett. **118**, 221101 (2017).
 - [4] LIGO-VIRGO Collaboration, Phys. Rev. Lett. **119**, 141101 (2017).
 - [5] LIGO-VIRGO Collaboration, Phys. Rev. Lett. **119**, 161101 (2017).
 - [6] LIGO-VIRGO Collaboration, Astrophys. J. Lett. **851** L35 (2017).
 - [7] Misao Sasaki, Teruaki Suyama, Takahiro Tanaka and Shuichiro Yokoyama ; PRL **117**, 061101 (2016) ; [arXiv:1603.08338]
 - [8] Simeon Bird, Ilias Cholis, Julian B. Muñoz, Yacine Ali-Hamoud, Marc Kamionkowski, Ely D. Kovetz, Alvise Raccanelli, Adam G. Riess ; Phys. Rev. Lett. **116**, 201301 (2016)
 - [9] S. Blinnikov, A. Dolgov, N.K. Porayko and K. Postnov ; JCAP**11**(2016)036
 - [10] H. Nishikawa, E. D. Kovetz, M. Kamionkowski, J. Silk, arXiv:1708.08449.
 - [11] Tomohiro Harada, Chul-Moon Yoo and Kazunori Kohri ; PHYSICAL REVIEW D **88**, 084051 (2013)
 - [12] Tomohiro Harada ; arxiv:1601.06235v1
 - [13] Tomohiro Nakama and Teruaki Suyama ; Phys. Rev. D **94**, 043507
 - [14] Vuk Mandic, Simeon Bird and Ilias Cholis ; Phys. Rev. Lett. **117**, 201102 (2016)
 - [15] Martti Raidal, Ville Vaskonen and Hardi Veermäe ; JCAP**09**(2017)037
 - [16] Kimitake Hayasaki, Keitaro Takahashi, Yuuiti Sendouda and Shigehiro Nagataki ; Publications of the Astronomical Society of Japan, Volume **68**, Issue 4, 1 August 2016, 66 (10.1093/pasj/psw065)
 - [17] Sébastien Clesse and Juan García-Bellido ; Physics of the Dark Universe Volume **15**, March 2017, Pages 142-147
 - [18] Sébastien Clesse, Juan Garcia-Bellido ; Physics of the Dark Universe **18** (2017) 105114 ;
 - [19] Sébastien Clesse and Juan García-Bellido ; Phys. Rev. D **92**, 023524 (2015), arXiv:1501.07565 [astro-

- ph.CO].
- [20] Sai Wang, Yi-Fan Wang Qing-Guo Huang and Tjonnie G. F. Li ;
Phys. Rev. Lett. **120**, 191102 - Published 10 May 2018
 - [21] Yacine Ali-Haïmoud, Ely D. Kovetz and Marc Kamionkowski ;
arXiv:1709.06576
 - [22] A. S. Majumdar, P. Das Gupta, R. P. Saxena. Int. J. Mod. Phys. D**4**, 517 (1995).
 - [23] N. Upadhyay, P. Das Gupta, R. P. Saxena, Phys. Rev. D**60**, 063513 (1999).
 - [24] P. S. Custodio, J. E. Horvath, Phys. Rev. D **58**, 023504 (1998).
 - [25] P. S. Custodio, J. E. Horvath, Phys. Rev. D **60**, 083002 (1999).
 - [26] A. S. Majumdar, Phys. Rev. Lett. **90**, 031303 (2003).
 - [27] R. Guedens, D. Clancy, A. R. Liddle, Phys. Rev. D **66**, 083509 (2002).
 - [28] D. Clancy, R. Guedens, A.R. Liddle, Phys. Rev. D **68**, 023507 (2003).
 - [29] A. S. Majumdar and N. Mukherjee, Int. J. Mod. Phys. D **14**, 1095 (2005).
 - [30] A. S. Majumdar, D. Gangopadhyay and L. P. Singh, Mon. Not. Roy. Astron. Soc. **385**, 1467 (2008).
 - [31] B. Nayak, L. P. Singh and A. S. Majumdar, Phys. Rev. D **80**, 023529 (2009).
 - [32] A. S. Majumdar, A. Mehta and J. M. Luck, Phys. Lett B **607**, 219 (2005).
 - [33] A. M. Holgado and P. M. Ricker, arXiv: 1902.10716.
 - [34] B. J. Carr ;
ECONFC041213:0204,2004
 - [35] B.J. Carr ;
Ap.J. 201 (1975) 1.
 - [36] B.J. Carr ; arXiv:1402:1437v1
 - [37] Anne M. Green, Andrew R. Liddle, Karim A. Malik, Misao Sasaki ;
PhysRevD.**70**.041502
 - [38] Press, W. H., and Schechter P. ;
1974, Ap. J., 187, 425.
 - [39] T. Nakamura, M. Sasaki, T. Tanaka, K. S. Thorne, Astrophys. J. **487**, L139 (1997).
 - [40] K. Ioka, T. Chiba, T. Tanaka, T. Nakamura, Phys. Rev. D **58**, 063003 (1998).
 - [41] P. Tisserand et al. (EROS-2 Collaboration) ;
Astron.Astrophys. 469, 387 (2007),
 - [42] C. Alcock et al. (MACHO Collaboration, EROS Collaboration),
Astrophys.J.Lett.(1998), arXiv:astro-ph/9803082 [astro-ph]
 - [43] K. Griest, A. M. Cieplak and M. J. Lehner,
Phys.Rev.Lett.**111**, 181302 (2013),
 - [44] Jozef Sima and Miroslav Skenk ;
Black holes Estimation of their lower and upper mass limits stemming from the model of Expansive Nondecelerative Universe ;
cds.cern.ch/record/519241/files/0109057.pdf
 - [45] Y. Ali-Haimoud and M. Kamionkowski ;
Physical Review D.**95** (4): 043534 ; arXiv:1612.05644
 - [46] V. Faraoni, A. Jacques ;
PHYSICAL REVIEW D **76**, 063510 (2007)
 - [47] C. Gao, X. Chen, V. Faraoni, Y. Shen ;
PHYSICAL REVIEW D **78**, 024008 (2008)
 - [48] E. Babichev, V. Dokuchaev, and Yu. Eroshenko ;
Phys. Rev. Lett., VOLUME **93**, NUMBER 2
 - [49] Michele Maggiore, Gravitational Waves, Volume I, Theory and Experiments ; OXFORD University press
 - [50] B. Carr, K. Kohri, Y. Sendouda and J. Yokoyama ;
Phys.Rev. D **81**, 104019 (2010),
 - [51] A. Barnacka, J. Glicenstein and R. Moderski ;
Phys.Rev. D **86**, 043001 (2012),
 - [52] F. Capela, M. Pshirkov and P. Tinyakov ;
Phys. Rev. D **87**, 123524 (2013)
 - [53] Nicholas Orlofsky, Aaron Pierce and James D. Wells ;
PHYSICAL REVIEW D **95**, 063518 (2017)
 - [54] Bernard Carr, Florian Kühnel and Marit Sandstad ;
10.1103/PhysRevD.**94**.083504
 - [55] Juan Garc a-Bellido ;
arXiv: 1702.08275v1 [astro-ph.CO]
 - [56] M. Raidal, C. Spethmann, V. Vaskonen, H. Veermae, arXiv: 1812.01930.
 - [57] N. Yonemaru, H. Kumamoto, K. Takahashi and S. Kuroyanagi ; arXiv : 1705.04733v2