

A note on brane inflation under consistency conditions

Mudassar Sabir,^{*} Waqas Ahmed,^{*,†} Yungui Gong,^{*} Shan Hu,[‡] Tianjun Li,^{*,§} and Lina Wu[†]

^{*}*School of Physics, Huazhong University of Science and Technology, Wuhan, Hubei 430074, China*

^{*}*Institute of Theoretical Physics, Jiangxi Normal University, Nanchang 330022, P. R. China*

[†]*CAS Key Laboratory of Theoretical Physics, Institute of Theoretical Physics, Chinese Academy of Sciences, Beijing 100190, China*

[‡]*Department of Physics, Faculty of Physics and Electronic Sciences, Hubei University, Wuhan 430062, P. R. China*

[§]*School of Physical Sciences, University of Chinese Academy of Sciences, No.19A Yuquan Road, Beijing 100049, China*

[†]*School of Physics, University of Electronic Science and Technology of China, Chengdu 610054, P. R. China*

E-mail: msabir@hust.edu.cn, yggong@mail.hust.edu.cn,
hushan@itp.ac.cn, tli@itp.ac.cn, waqasmit@itp.ac.cn,
wulina02@gmail.com

ABSTRACT: To satisfy the swampland criteria, we consider the brane inflation with potential $V(\phi) = \alpha\phi^n \exp(-\beta^m \phi^m)$, which can be obtained in supergravity inflation model with a small shift symmetry breaking term in the Kähler potential. We show that the small field inflation models with $m = 1, 2$ can easily accommodate the Planck results. The inflation models with smaller n are preferred while the models with larger n are out of the 2σ region. In particular, the model with $m = 1$ and $n = 1$ is highly consistent with the Planck observations. Therefore, our inflationary model not only satisfies the swampland criteria, but also can be consistent with all the current experimental constraints.

Contents

1	Introduction	1
2	Brane inflation in supergravity theory with broken shift symmetry	3
3	Numerical results	5
3.1	Predictions for $n_s - r$	5
3.2	P_s and the range of α, λ	6
3.3	Parameters in the model	6
3.4	Range of $\Delta\phi$	6
3.5	Check of $ V' \geq cV$ and $V'' \lesssim -V$	8
4	Conclusions	11

1 Introduction

It is well-known that our Universe may experience an accelerated expansion, *i.e.*, inflation [1–4], at a very early stage of evolution, which was suggested by the observed temperature fluctuations in the cosmic microwave background radiation (CMB). At present, the cosmic inflation provides the most promising explanation for the observed large scale homogeneity and isotropy of the universe. Inflation is believed to be taken place at the unification scale in the Grand Unified Theory (GUT) or below and is assumed to be described by the effective field theories (EFTs) [5–7]. Such EFTs can only be trusted if they can be successfully embedded in a quantum theory of gravity such as string theory. The subset of EFTs that admits the UV completion are said to belong to the landscape, while the remaining theories instead belong to the swampland where the EFTs coupled to gravity render quantum theory of gravity inconsistent. The weak gravity conjecture [8] together with the related advances in string theory and black hole physics [9] have led to the recently proposed two swampland criteria that can serve as a consistency check on the theory that ensures it to lie in the landscape.

Recently, the effective field theory for cosmic inflation is under scrutiny in the light of certain consistency conditions mainly from string theory and black hole physics [10]. The swampland conditions related to inflation are as follows

- The scalar field excursion in reduced Planck unit ($M_P = \sqrt{\frac{\hbar c}{8\pi G}} = 1$) in field space are bounded from above [11]

$$\Delta\phi < \mathcal{O}(1), \quad \textit{Distance Conjecture} \tag{1.1}$$

The point is that the violation of this bound leads to an infinite tower of states becoming exponentially light and then the validity of the EFT breaks down.

- The classical break-time t_{CL} is the time-scale after which the classical nonlinearities fully change the time evolution described by a free system. In contrast, the quantum break-time t_Q is the time-scale after which the system can no longer be studied classically, no matter how well one accounts for classical nonlinearities. It has been shown in [12] that for a system with generic interaction strength say κ , the quantum break-time is given by $t_Q = t_{Cl}/\kappa$. To avoid quantum de-Sitter break-time implies the following bound

$$V'' \lesssim -V, \quad \text{Quantum Breaking Bound} \quad (1.2)$$

- In slow-roll regime, we consider the potential $V(\phi)$ away from extrema. The quantum breaking bound demands that the change of the potential ΔV over some time $\Delta t \sim t_Q$ must satisfy $|\Delta V| \gtrsim V$. Approximating $\Delta V \sim V' \dot{\phi} \Delta t$ and assuming that slow roll is satisfied, $\dot{\phi} \sim -V'/H$, we get $\Delta V \sim -V'^2 \Delta t/H$. Taking into account that in the slow-roll case $t_{Cl} \sim H^{-1}$, we obtain the following bound whenever $V > 0$:

$$\frac{|V'|}{V} \gtrsim \sqrt{\kappa}, \quad \text{de Sitter Conjecture} \quad (1.3)$$

where $\kappa = N_{sp} H^2$ is an effective strength of graviton scattering for the characteristic momentum transfer H , and N_{sp} is the number of light particle species [13]. In Ref. [14], the de Sitter conjecture was first proposed in the context of Maldacena-Nuñez no-go theorem that forbids the non-singular Randall-Sundrum or de-Sitter compactifications for a large class of supergravity theories [15].

- As the dS conjecture in Eq.(1.3) forbade both de Sitter maxima and de Sitter minima, a number of counter examples for de Sitter maxima were reported. Henceforth, a refined de Sitter (RdS) conjecture allowing these maxima but still forbidding the de Sitter minima was proposed [16],

$$|\nabla V| \geq cV \quad \text{or} \quad \min(\nabla_i \nabla_j V) \leq -c'V, \quad \text{Refined de Sitter conjecture} \quad (1.4)$$

where c, c' are constants of $\mathcal{O}(1)$.

- The awkward looking *or* in above RdS conjecture has been further refined into a single relation in [17]:

$$\left(\frac{|\nabla V|}{V}\right)^q - a \frac{\min \nabla \partial V}{V} \geq b, \quad \text{with } a + b = 1, \quad a, b > 0, \quad q > 2, \quad (1.5)$$

where the above inequality in terms of the c and c' becomes

$$c^q + a c' \geq b \quad \text{with } a + b = 1, \quad a, b > 0, \quad q > 2. \quad (1.6)$$

The above consistency conditions have highly constrained the single field inflationary models in four dimensions. Clearly $|\epsilon|$ or $|\eta|$ of $\mathcal{O}(1)$ makes it difficult to get $n_s - 1 \simeq 2\eta - 6\epsilon \approx 0$. Since the number of e -folds during inflation is roughly $\sim \Delta\phi/\epsilon$, which makes it impossible to obtain $\gtrsim 50$ e -folds necessary for a flat universe [18].

The field excursions are related to the tensor-to-scalar ratio r by the Lyth bound [19] as

$$\Delta\phi \simeq N \sqrt{\frac{r}{8}}, \quad (1.7)$$

where N is the number of e -folds. To satisfy distance conjecture and flatness requirement of $N \geq 50$, we find $r \sim 0.003$. This value lies on the edge of observability for the future LiteBIRD, an experiment designed for the detection of B-mode polarization pattern embedded in the Cosmic Microwave Background anisotropies [20].

One way to satisfy these criteria in single-field inflation is to consider a curvaton-like mechanism [21]. Another possible way is the quintessential brane inflation, which is compatible with swampland criteria [22]. However, the unacceptably high tensor to scalar ratio is predicted unless the initial state have a non-Bunch-Davies component. In addition, the warm inflation or k -inflation may also be consistent with the criteria [23]. Furthermore, the brane inflation in the large extra dimensional braneworld scenario can satisfy both swampland criteria and the tensor to scalar ratio constraints. because of the modified Friedmann Equation (See following Eq. 2.2) [24, 25]. In this paper, we shall consider the brane inflation.

From the particle physics point of view, supersymmetry is the most promising extension for the Standard Model (SM). In particular, the scalar masses can be stabilized, and the superpotential is non-renormalizable. Because gravity is also very important in the early Universe, it seems to us that supergravity theory is a natural framework for inflation model building [26, 27]. Therefore, we consider a class of inflationary models with potential $V(\phi) = \alpha\phi^n \exp(-\beta^m \phi^m)$, which can be obtained in supergravity inflation model with a small shift symmetry breaking term in the Kähler potential [28]. We show that our inflation model not only satisfies the swampland criteria, but also can be consistent with all the current experimental constraints from TT,TE,EE+lowE+lensing+BK14+BAO data in Ref. [29].

2 Brane inflation in supergravity theory with broken shift symmetry

In Ref. [28], a class of inflationary models were derived from supergravity with the potential of the following form,

$$V(\phi) = \alpha\phi^n \exp(-\beta^m \phi^m), \quad m = 1, 2; \quad n = 1, 3/2, 2. \quad (2.1)$$

It was shown that such kind of inflaton potentials can be realized in supergravity theory with a small shift symmetry breaking term in the Kähler potential. In this paper, we shall examine the embedding of such models in the brane scenario.

In the braneworld scenario, our four-dimensional world is a 3-brane embedded in a higher-dimensional bulk. The Friedmann equation in brane world picture gets modified as [30–36]

$$H^2 = \frac{1}{3M_P^2} \rho \left(1 + \frac{\rho}{2\lambda} \right), \quad (2.2)$$

where λ is the *brane tension* that relates four-dimensional Planck scale M_4 and five-dimensional Planck scale M_5 as follows

$$\lambda = \frac{3}{4\pi} \frac{M_5^6}{M_4^2}, \quad (2.3)$$

where $M_P = M_4/\sqrt{8\pi}$ is the reduced Planck mass. The nucleosynthesis limit implies that $\lambda \gtrsim (1 \text{ MeV})^4 \sim (10^{-21})^4$ in reduced Planck units. A more stringent constraint can be obtained by requiring the theory to reduce to Newtonian gravity on scales larger than 1 mm corresponding to $\lambda \gtrsim 5 \times 10^{-53}$, *i.e.*, $M_5 \gtrsim 10^5 \text{ TeV}$. Notice that in the limit $\lambda \rightarrow \infty$ we recover standard Friedman equation in four dimensions. Thus we will work in the brane scenario with $V/\lambda \gg 1$.

The slow-roll parameters in brane scenario are modified into [34]

$$\epsilon = \frac{1}{2} \left(\frac{V'}{V} \right)^2 \frac{1}{\left(1 + \frac{V}{2\lambda} \right)^2} \left(1 + \frac{V}{\lambda} \right), \quad (2.4)$$

$$\eta = \left(\frac{V''}{V} \right) \left(\frac{1}{1 + \frac{V}{2\lambda}} \right). \quad (2.5)$$

And the number of *e*-folds is

$$N(\phi) = - \int_{\phi}^{\phi_{\text{end}}} \frac{V}{V'} \left(1 + \frac{V}{2\lambda} \right) d\phi. \quad (2.6)$$

In the RSII model, the scalar and tensor perturbation amplitudes are given by [34, 37]

$$A_s^2 = \frac{1}{75\pi^2} \frac{V^3}{V'^2} \left(1 + \frac{V}{2\lambda} \right)^3, \quad (2.7)$$

$$A_t^2 = \frac{1}{150\pi^2} V \left(1 + \frac{V}{2\lambda} \right) F^2, \quad (2.8)$$

where

$$F^2 = \left[\sqrt{1+x^2} - x^2 \sinh^{-1} \left(\frac{1}{x} \right) \right]^{-1}, \quad (2.9)$$

and

$$x \equiv \left(\frac{3 H^2}{4\pi \lambda} \right)^{1/2} = \left[\frac{2V}{\lambda} \left(1 + \frac{V}{2\lambda} \right) \right]^{1/2}. \quad (2.10)$$

In the low-energy limit ($x \ll 1$), $F^2 \approx 1$, while in the high-energy limit ($x \gg 1$), $F^2 \approx 3V/2\lambda$. The right-hand sides of Eqs.(2.7) and (2.8) should be evaluated at the horizon crossing.

The tensor-to-scalar ratio in the high-energy limit becomes

$$r = 16 \frac{A_t^2}{A_s^2} \simeq 24 \epsilon. \quad (2.11)$$

The spectral tilt for scalar perturbations can be written in terms of the slow-roll parameters as

$$n_s \simeq 1 - 6\epsilon + 2\eta, \quad (2.12)$$

and the running of the scalar spectral index α_s in the high-energy limit can be written as

$$\alpha_s \equiv \frac{dn_s}{d \ln k} \simeq 16\epsilon\eta - 18\epsilon^2 - 2\xi, \quad (2.13)$$

where

$$\xi \simeq \frac{4\lambda^2 V' V'''}{V^4} \quad (2.14)$$

is the “jerk” parameter.

3 Numerical results

We shall numerically calculate the inflationary predictions and check the consistency conditions for above both $m = 1$ and $m = 2$ models. The inflation path we choose is between the origin and the turning point $\phi_t = \beta^{-1}(m^{-1}n)^{\frac{1}{m}}$.

3.1 Predictions for $n_s - r$

Fig. 1 shows the 1σ and 2σ results for scalar spectral index n_s and tensor to scalar ratio r for both types of models. In particular, for the model with $m = 1$ and $n = 1$, the predictions agree with the Planck observations. For a fixed $N = 50$ and 60 , we find that the inflationary predictions or observables can be consistent with all the current experimental constraints from TT,TE,EE+lowE+lensing+BK14+BAO data in Ref. [29].

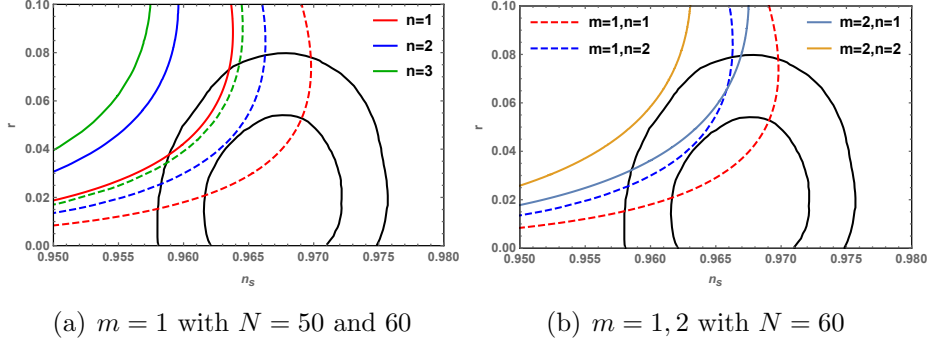


Figure 1. n_s vs. r for $m = 1, 2$ models. β is the variables, and the e-foldings are $N = 50$ (upper lines) and 60 (lower lines). The black contour lines are from TT, TE, EE+lowE+lensing+BK14+BAO data in Ref. [29]

3.2 P_s and the range of α , λ

λ or α should be adjusted to realize the observed power spectrum $P_s = 2.10 \times 10^{-9}$. First, we need to check the range of $A = \alpha/\lambda$ in $m = 1$, $n = 1$ model with $\beta = 2$, as shown in Fig. 2. Compared with the 2018 Planck results [29], when $A \in [3953, 14980] \text{ M}_{\text{Pl}}^{-2}$, the spectral index of scalar perturbations n_s locates in the 68% CL bound of $n_s = 0.9649 \pm 0.0042$. And in this parameter region, the tensor-to-scalar ratio r is significantly smaller than the upper limit $r_{0.002} < 0.064$. To realize $P_s = 2.10 \times 10^{-9}$, we need $\alpha \in [1.5 \times 10^{-14}, 5.5 \times 10^{-14}] \text{ M}_{\text{Pl}}^3$ and then $\lambda \in [1.1 \times 10^{-18}, 1.4 \times 10^{-17}] \text{ M}_{\text{Pl}}^5$. Thus, we can get $\alpha \sim 10^{-14} \text{ M}_{\text{Pl}}^3$ and $\lambda \sim 10^{-18} \text{ M}_{\text{Pl}}^5$, e.g. $\alpha/\lambda \sim 10^4 \text{ M}_{\text{Pl}}^{-2}$.

Form the Fig. 3, we can see that the parameters α/λ and β for the models are correlated. The range of α/λ increases as β increases. However, the results for the different models with a fixed α/λ or β are consistent with Fig. 1, shown in Fig. 4.

3.3 Parameters in the model

Parameters in these modes are α , β and λ . Fig. 5 gives the numerical results of the parameter space consistent with the observational constraints.

3.4 Range of $\Delta\phi$

For all of the models, we have $\Delta\phi \leq 1$, and the $\Delta\phi$ vs. n_s and $\Delta\phi$ vs. r plots are shown in Fig. 6. Inflation ends at $\epsilon = 1$ since $|\eta|$ is always smaller than 1 before the inflation exit point.

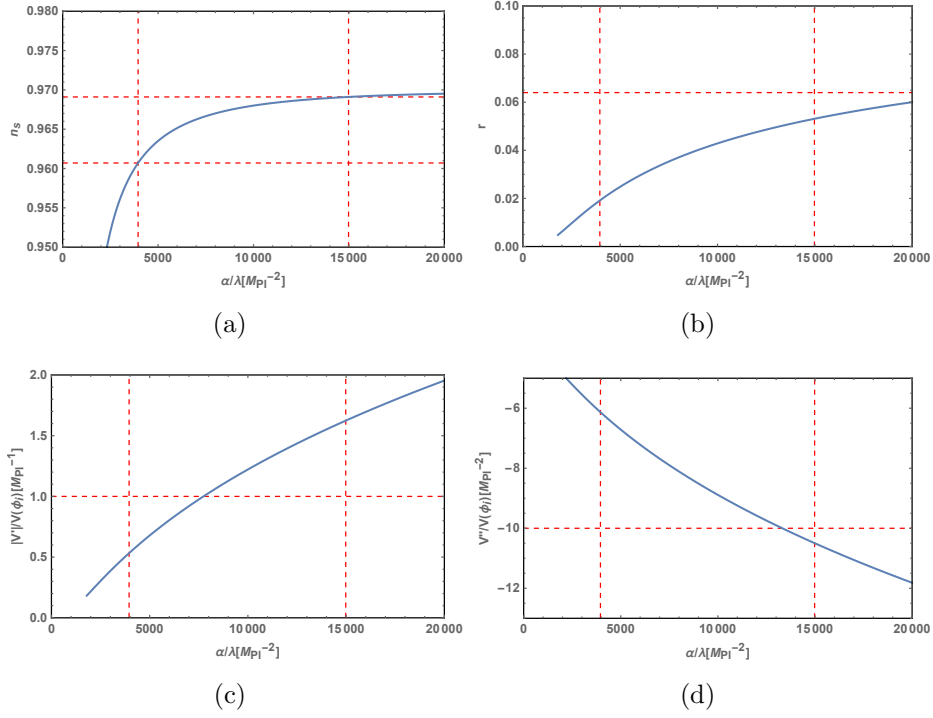


Figure 2. The result for $m = 1$, $n = 1$ model, $A = \alpha/\lambda$ is the variable with $\beta = 2$ and $N = 60$. The vertical lines locate at $A_1 = 3953 \text{ M}_{\text{Pl}}^{-2}$ and $A_2 = 14980 \text{ M}_{\text{Pl}}^{-2}$. The horizon lines in (a) are corresponding to the 68 % CL bound of $n_s = 0.9649 \pm 0.0042$ [29]. The Planck 95 % CL upper limit on the tensor-to-scalar ratio is $r_{0.002} < 0.064$, combining with the BICEP2/Keck Array BK14 data [29].

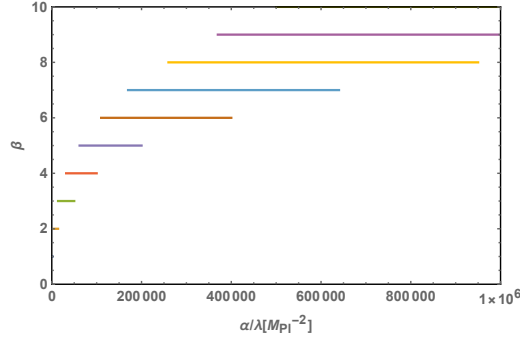


Figure 3. The parameters α/λ and β for the model $m = 1$, $n = 1$ with the constraint $n_s = 0.9649 \pm 0.0042$ and $r < 0.064$

In model with $m = 1$, the slow-roll parameter η is

$$\begin{aligned} \eta &= \left(\frac{V''}{V} \right) \left(\frac{1}{1 + \frac{V}{2\lambda}} \right) \\ &= \left(\frac{n}{\phi} \left(\frac{n-1}{\phi} - 2\beta \right) + \beta^2 \right) \left(\frac{1}{1 + \frac{V}{2\lambda}} \right). \end{aligned} \quad (3.1)$$

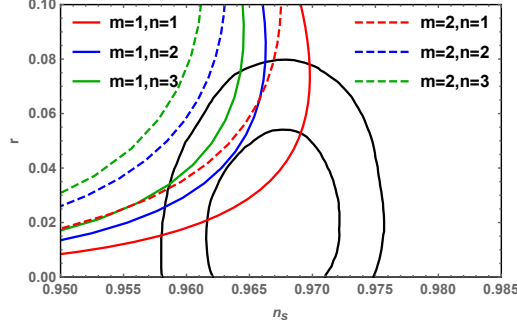


Figure 4. The results with a fixed $\alpha/\lambda = 10^4$ or $\beta = 2$

1. $n = 1$: $\frac{V(\phi_e)}{\lambda} = \frac{V/\alpha}{\lambda/\alpha} \sim 5 \times 10^2$, $\eta \sim \beta \left(\beta - \frac{2}{\phi_e} \right) \times 4 \times 10^{-3}$, $\phi_e \sim \mathcal{O}(10^{-2})$, $\beta \sim \mathcal{O}(1)$, so $|\eta| \sim \mathcal{O}(10^{-1})$.
2. $n > 1$: $\frac{V(\phi_e)}{\lambda} = \frac{V/\alpha}{\lambda/\alpha} \sim 2 \times 10^2$, $\eta \sim - \left(\frac{n}{\phi_e} \left(2\beta - \frac{n-1}{\phi_e} \right) - \beta^2 \right) \times 10^{-2}$, $\frac{n}{\phi_e} \sim \mathcal{O}(1)$, $\beta \sim \mathcal{O}(1)$, so $|\eta| \sim \mathcal{O}(10^{-1})$.

The potential of models with $m = 1, 2$ is shown in Fig. 7. The inflation ends when the slow-roll condition $\epsilon = 1$ is satisfied. The points in Fig. 7 correspond to ϕ_i and ϕ_e . Here, the parameters α and β are chosen to be consistent with the Planck observations. As we can see, β is $\mathcal{O}(1)$ to realize inflation processes. The parameters and results are also given in Tab. 1.

(m,n)	β	$\alpha(10^{-14})$	n_s	r	$\frac{V'}{V}(\phi_i)$	$\frac{V'}{V}(\phi_e)$	$\frac{V''}{V}(\phi_i)$	$\frac{V''}{V}(\phi_e)$	$\phi_i(M_{\text{Pl}})$	$\phi_e(M_{\text{Pl}})$
(1,1)	2.39	2.38	0.9649	0.0289	0.94	15.63	-10.21	-80.45	0.3003	0.0555
(1,2)	2.37	21.63	0.9649	0.0541	0.99	9.70	-4.66	21.27	0.5954	0.1657
(1,3)	2.33	39.98	0.9646	0.0900	1.25	7.99	-2.71	28.36	0.8373	0.2906
(2,1)	1.56	1.04	0.9650	0.0591	1.74	16.99	-12.34	-14.52	0.3087	0.0579
(2,2)	1.17	3.53	0.9631	0.1091	2.13	11.59	-4.81	59.04	0.5497	0.1661
(2,3)	1.22	5.64	0.9613	0.1113	2.01	9.92	-4.71	56.86	0.7219	0.2719

Table 1. α/λ is 10^4 , and e-folding $N = 60$.

3.5 Check of $|V'| \geq cV$ and $V'' \lesssim -V$

When $m = 1$, the inflation potential turns into

$$V(\phi) = \alpha \phi^n \exp(-\beta \phi). \quad (3.2)$$

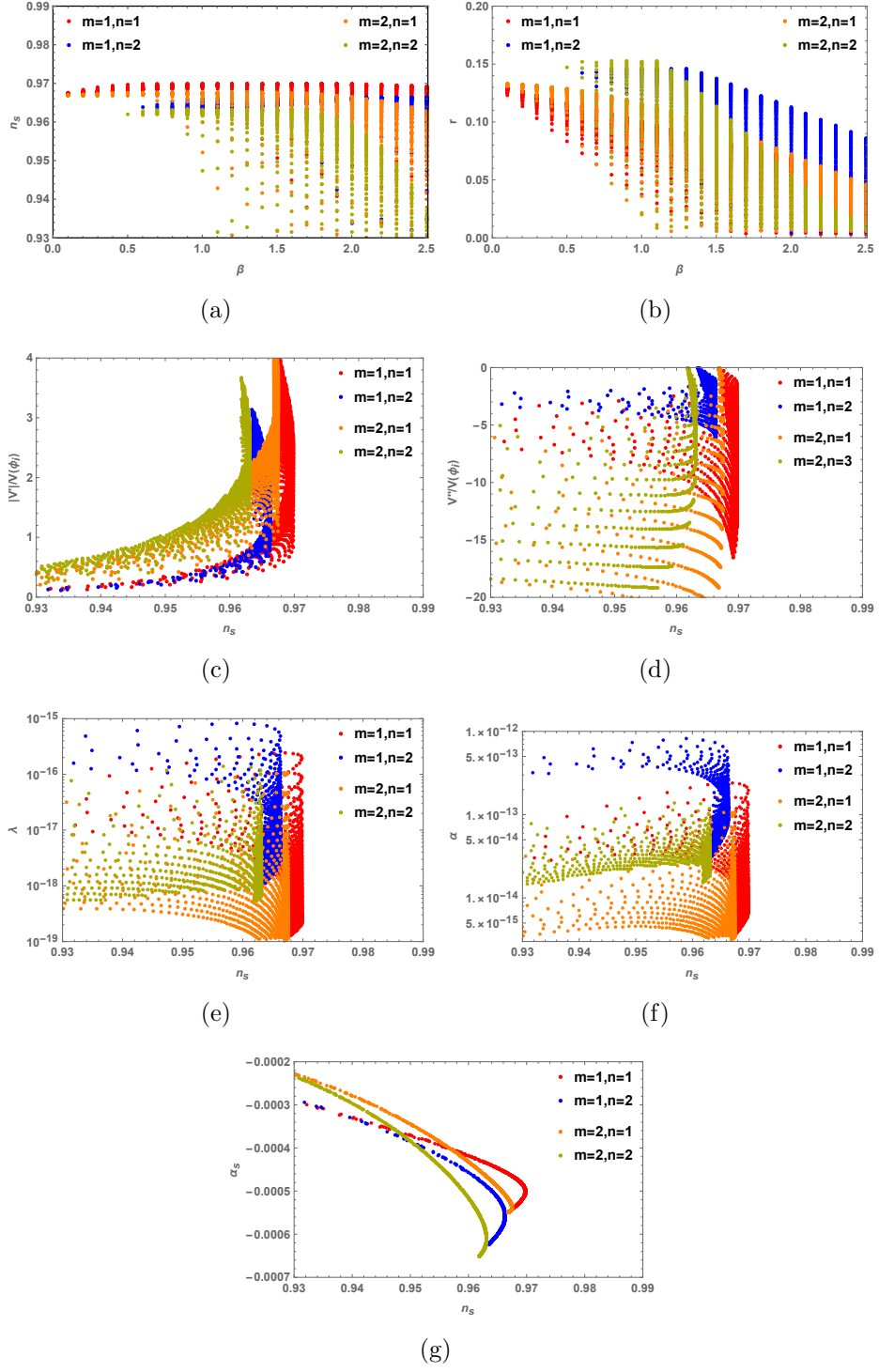


Figure 5. The parameters for $m = 1, 2$ models (A and β are the variables) with the e-foldings $N = 60$.

The (second) derivatives of the potential are

$$\frac{V'}{V} = \frac{(n - \beta\phi)}{\phi} = \frac{n}{\phi} - \beta \quad (3.3)$$

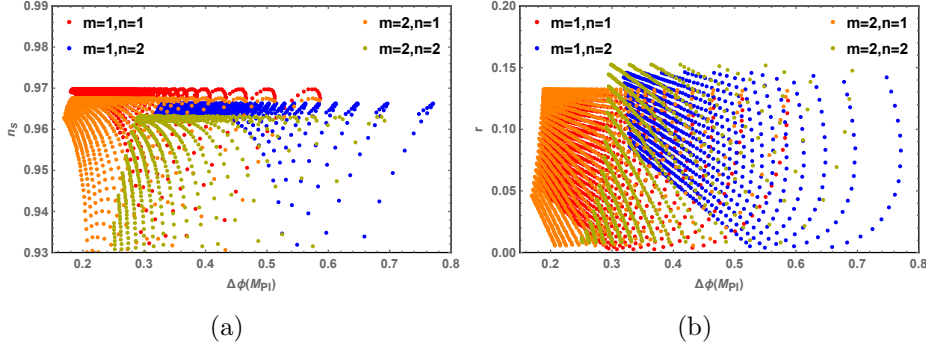


Figure 6. $\Delta\phi$ vs. n_s and $\Delta\phi$ vs. r for $m = 1, 2$ models. α , β and λ are the variables, and the e-foldings is set to 60.

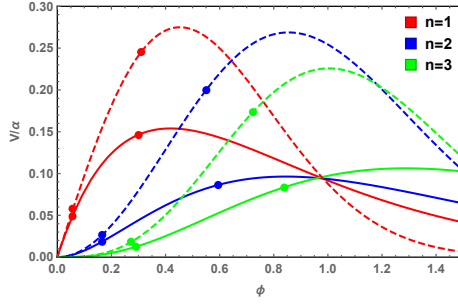


Figure 7. The potential of models with $m = 1$ and $m = 2$. Here, the parameters β and α is chosen to be consistent with the Planck observations $n_s = 0.965$ and $P_s = 2.10 \times 10^{-9}$. The points represent ϕ_i and ϕ_e .

$$\frac{V''}{V} = \frac{(n - \beta\phi)^2 - n}{\phi^2} = \left(\frac{V'}{V}\right)^2 - \frac{n}{\phi^2}. \quad (3.4)$$

1. $n = 1$: $\frac{V'}{V} = \frac{1}{\phi} - \beta$ and $\frac{V''}{V} = \beta \left(\beta - \frac{2}{\phi} \right)$. And then $\frac{|V'|}{V} \geq c \sim \mathcal{O}(1)$ since $\phi_i \sim \mathcal{O}(10^{-1})$, $\beta \sim \mathcal{O}(1)$.
2. $n > 1$: $\frac{V'}{V} = \frac{n}{\phi} - \beta$ and $\frac{V''}{V} = \frac{n}{\phi} \left(\frac{n-1}{\phi} - 2\beta \right) + \beta^2$. And then $\frac{|V'|}{V} \geq c \sim \mathcal{O}(1)$ since $\frac{n}{\phi_i} \sim \mathcal{O}(1)$, $\beta \sim \mathcal{O}(1)$.

The refined de Sitter conjecture $|V'| \geq cV$ with $c \sim \mathcal{O}(1)$ can be satisfied. The numerical results for $\frac{|V'|}{V}$ and $\frac{V''}{V}$ are also given in Tab. 1. The (c)(d) of Fig. 5 and the (c)(d) of Fig. 2 are n_s vs. $\frac{|V'|}{V}$, n_s vs. $\frac{V''}{V}$ and α/λ vs. $\frac{|V'|}{V}$, α/λ vs. $\frac{V''}{V}$ plots, respectively. As we can see, $|V'| \geq cV$ and $V'' \lesssim -V$ conditions are satisfied.

4 Conclusions

To satisfy the swampland criteria, we considered the brane inflation with potential $V(\phi) = \alpha\phi^n \exp(-\beta^m \phi^m)$, which can be obtained in supergravity inflation model with a small shift symmetry breaking term in the Kähler potential. We found that the small field inflation models with $m = 1, 2$ can easily accommodate the Planck results. The inflation models with smaller n are preferred while the models with larger n are out of the 2σ region. In particular, the model with $m = 1$ and $n = 1$ is highly consistent with the Planck observations. Thus, our inflation model not only satisfies the swampland criteria, but also can be consistent with all the current experimental constraints.

Acknowledgments

MS would like to thank Higher Education Commission Pakistan for Ph.D. scholarship. WA was supported by the CAS-TWAS Presidents Fellowship Programme. This research was supported by the Projects 11475238, 1605049, 11647601, 11875062, and 1187513 supported by the National Natural Science Foundation of China, by the Major Program of the National Natural Science Foundation of China under Grant No. 11690021, and by the Key Research Program of Frontier Science, CAS.

References

- [1] A. A. Starobinsky, *A New Type of Isotropic Cosmological Models Without Singularity*, *Phys. Lett.* **B91** (1980) 99.
- [2] A. H. Guth, *The Inflationary Universe: A Possible Solution to the Horizon and Flatness Problems*, *Phys. Rev.* **D23** (1981) 347.
- [3] A. D. Linde, *A New Inflationary Universe Scenario: A Possible Solution of the Horizon, Flatness, Homogeneity, Isotropy and Primordial Monopole Problems*, *Phys. Lett.* **108B** (1982) 389.
- [4] A. Albrecht and P. J. Steinhardt, *Cosmology for Grand Unified Theories with Radiatively Induced Symmetry Breaking*, *Phys. Rev. Lett.* **48** (1982) 1220.
- [5] L. Wu, S. Hu and T. Li, *No-Scale μ -Term Hybrid Inflation*, *Eur. Phys. J.* **C77** (2017) 168 [[1605.00735](#)].
- [6] Z. Yi, Y. Gong and M. Sabir, *Inflation with Gauss-Bonnet coupling*, *Physical Review D* **98** (2018) 083521 [[1804.09116](#)].
- [7] W. Ahmed and A. Karozas, *Inflation from a no-scale supersymmetric $SU(4)_c \times SU(2)_L \times SU(2)_R$ model*, *Phys. Rev.* **D98** (2018) 023538 [[1804.04822](#)].
- [8] M. Montero, *A Holographic Derivation of the Weak Gravity Conjecture*, [1812.03978](#).

- [9] G. Dvali, C. Gomez and S. Zell, *Quantum Breaking Bound on de Sitter and Swampland*, [1810.11002](#).
- [10] T. D. Brennan, F. Carta and C. Vafa, *The String Landscape, the Swampland, and the Missing Corner*, *ArXiv e-prints* (2017) [[1711.00864](#)].
- [11] P. Agrawal, G. Obied, P. J. Steinhardt and C. Vafa, *On the Cosmological Implications of the String Swampland*, *Physics Letters B* **784** (2018) 271 [[1806.09718](#)].
- [12] G. Dvali, C. Gómez and S. Zell, *Quantum break-time of de Sitter*, *Journal of Cosmology and Astroparticle Physics* **6** (2017) 028 [[1701.08776](#)].
- [13] G. Dvali, C. Gómez and S. Zell, *Quantum Breaking Bound on de Sitter and Swampland*, *ArXiv e-prints* (2018) [[1810.11002](#)].
- [14] G. Obied, H. Ooguri, L. Spodyneiko and C. Vafa, *De Sitter Space and the Swampland*, *ArXiv e-prints* (2018) [[1806.08362](#)].
- [15] J. Maldacena and C. Nuñez, *Supergravity Description of Field Theories on Curved Manifolds and a no-go Theorem*, *International Journal of Modern Physics A* **16** (2001) 822 [[hep-th/0007018](#)].
- [16] H. Ooguri, E. Palti, G. Shiu and C. Vafa, *Distance and de Sitter Conjectures on the Swampland*, *ArXiv e-prints* (2018) [[1810.05506](#)].
- [17] D. Andriot and C. Roupec, *Further refining the de Sitter swampland conjecture*, *ArXiv e-prints* (2018) [[1811.08889](#)].
- [18] D. Baumann and L. McAllister, *Inflation and String Theory*, Cambridge Monographs on Mathematical Physics. Cambridge University Press, 2015, [10.1017/CBO9781316105733](#).
- [19] A. Di Marco, *Lyth bound, eternal inflation, and future cosmological missions*, *Physical Review D* **96** (2017) 023511 [[1706.04144](#)].
- [20] A. Suzuki et al., *The LiteBIRD Satellite Mission - Sub-Kelvin Instrument*, *J. Low. Temp. Phys.* **193** (2018) 1048 [[1801.06987](#)].
- [21] A. Kehagias and A. Riotto, *A note on Inflation and the Swampland*, *Fortsch. Phys.* **66** (2018) 1800052 [[1807.05445](#)].
- [22] S. Brahma and M. Wali Hossain, *Avoiding the string swampland in single-field inflation: Excited initial states*, *JHEP* **03** (2019) 006 [[1809.01277](#)].
- [23] S. Das, *A note on Single-field Inflation and the Swampland Criteria*, [1809.03962](#).
- [24] C.-M. Lin, K.-W. Ng and K. Cheung, *Chaotic inflation on the brane and the Swampland Criteria*, *ArXiv e-prints* (2018) [[1810.01644](#)].
- [25] C.-M. Lin, *Type I Hilltop Inflation and the Refined Swampland Criteria*, *ArXiv e-prints* (2018) [[1810.11992](#)].
- [26] D. Z. Freedman, P. van Nieuwenhuizen and S. Ferrara, *Progress Toward a Theory of Supergravity*, *Phys. Rev.* **D13** (1976) 3214.

- [27] S. Deser and B. Zumino, *Consistent Supergravity*, *Phys. Lett.* **B62** (1976) 335.
- [28] T. Li, Z. Li and D. V. Nanopoulos, *Supergravity inflation with broken shift symmetry and large tensor-to-scalar ratio*, *Journal of Cosmology and Astroparticle Physics* **2** (2014) 028 [[1311.6770](#)].
- [29] PLANCK collaboration, Y. Akrami et al., *Planck 2018 results. X. Constraints on inflation*, [1807.06211](#).
- [30] J. M. Cline, C. Grojean and G. Servant, *Cosmological Expansion in the Presence of an Extra Dimension*, *Physical Review Letters* **83** (1999) 4245 [[hep-ph/9906523](#)].
- [31] C. Csaki, *Cosmology of one extra dimension with localized gravity*, *Physics Letters B* **462** (1999) 34 [[hep-ph/9906513](#)].
- [32] P. Binetruy and D. Langlois, *Non-conventional cosmology from a brane-universe*, *Nuclear Physics B* **565** (2000) 269 [[hep-th/9905012](#)].
- [33] P. Binétruy, C. Deffayet, U. Ellwanger and D. Langlois, *Brane cosmological evolution in a bulk with cosmological constant*, *Physics Letters B* **477** (2000) 285 [[hep-th/9910219](#)].
- [34] R. Maartens, D. Wands, B. A. Bassett and I. P. C. Heard, *Chaotic inflation on the brane*, *Physical Review D* **62** (2000) 041301 [[hep-ph/9912464](#)].
- [35] M. C. Bento, R. G. Felipe and N. M. C. Santos, *Brane assisted quintessential inflation with transient acceleration*, *Physical Review D* **77** (2008) 123512 [[0801.3450](#)].
- [36] M. Sabir, W. Ahmed, Y. Gong and Y. Lu, *Superconformal attractor E-models in brane inflation under swampland criteria*, [1903.08435](#).
- [37] D. Langlois, R. Maartens and D. Wands, *Gravitational waves from inflation on the brane*, *Physics Letters B* **489** (2000) 259 [[hep-th/0006007](#)].