

Block-Online Multi-Channel Speech Enhancement Using DNN-Supported Relative Transfer Function Estimates

Jiri Malek, *Member, IEEE*, Zbyněk Koldovský, *Senior Member, IEEE*, and Marek Boháč

Abstract—This paper addresses the problem of block-online processing for multi-channel speech enhancement. We consider several variants of a system that performs beamforming supported by DNN-based Voice Activity Detection followed by post-filtering. The speaker is targeted through estimating relative transfer functions between microphones. Each block of the input signals is processed independently in order to make the method applicable in highly dynamic environments. The performance loss caused by the short length of the processing block is studied and compared with results achieved when recordings are processed as one block (batch processing).

The experimental evaluation of the proposed method is performed on large datasets of CHiME-4 and on another dataset featuring moving target speaker. The experiments are evaluated in terms of objective criteria and Word Error Rate achieved by a baseline Automatic Speech Recognition system, for which the enhancement method serves as a front-end solution. The results indicate that the proposed method is robust with respect to the length of the processing block and yields significant WER improvement even for a short block length of 250 ms.

Index Terms—Speech enhancement, array signal processing, spatial filters, multi-layer neural network.

I. INTRODUCTION

SPEECH enhancement in real-world conditions is an open audio signal processing problem with many applications ranging from distant communication and automatic speech recognition to hearing aids. The enhancement aims at the suppression of distortions present in target speech recordings, such as background noise, reverberation or crosstalk. It is a challenging problem as real-world environments involve various situations, rooms, interferences, transient sounds and non-stationary noises. In particular, it is difficult to develop systems that can efficiently operate in general conditions with low processing delays.

One of the basic distinctions among enhancement techniques is the number of input signals they use. Single-channel techniques rely only on spectral filtering, while multi-channel methods also exploit the spatial information. Multi-channel filters usually achieve better enhancement compared to single-channel ones. Moreover, spatial information is important to determine the target speaker, which can be done, e.g., based on localization. Multi-channel approaches can be based on classical array processors, commonly referred to as "beamformers", or on Blind Source Separation (BSS). BSS techniques try

to separate individual source signals that are simultaneously active and mixed together [1]. Beamformers exploit known parameters of the signal mixture, which, however, must also be estimated when only mixed signals are observed. For example, under the free-field propagation model, direction of arrival and array geometry are used to select the optimum filter coefficients. In reverberant environments, acoustic transfer functions and/or signals' spatial covariance matrices must be estimated in order to compute an optimum beamformer [2].

A conventional technique is the Delay-and-Sum Beamformer (DSB) [3], which is based on the free-field assumption and performs the enhancement through summing signals from delay-compensated channels. More advanced beamformers take into account the reverberation. To name the most popular approaches: The Speech Distortion Weighted Multi-Channel Wiener Filter (SDW-MWF) minimizes the square distance between filtered inputs and the unknown target [4]. It involves a free parameter which provides a trade-off between noise suppression and speech distortion. A particular choice of this parameter leads to the classical Minimum Mean Square Error (MMSE) beamformer [5], which is sometimes referred to as the Multichannel Wiener filter [6]. For another choice of the parameter, the Minimum Variance Distortionless Response (MVDR) beamformer is obtained [7]. The Maximum Signal-to-Noise (MSNR) beamformer attempts to maximize the SNR in the output signal [8]. Its application in enhancement of speech was presented in [9], where it was referred to as Generalized EigenValue beamformer (GEV). For a more comprehensive overview of the beamforming techniques, see [6].

The beamformers rely on robust estimation of their inner parameters, such as covariance matrices of speech/noise or Relative Transfer Functions (RTF). RTF is a transfer function between two channels in response to the target source, as defined in [10]. Since the speech/noise covariance values are not known in noisy situations, the methods usually exploit Voice Activity Detectors (VADs) to localize signal frames or bins in the time-frequency domain where only noise or speech is active. The desired statistics are then estimated using these frames/bins.

Parametric VAD methods rely on statistical models for speech/noisy signals [11]. Often, the drawback resides in their limited ability to model highly non-stationary noise and transient interferences [12]. Recently, there have therefore been many attempts to overcome this drawback using VADs that are based on machine-learning principles [13], especially, Deep Neural Networks (DNN) [14].

J. Malek, Z. Koldovský and M. Boháč were with Faculty of Mechatronics, Informatics, and Interdisciplinary Studies, Technical University of Liberec, Studentská 2, 461 17 Liberec, Czech Republic. e-mail: (jiri.malek(at)tul.cz).

Concerning the RTF estimation, various approaches exist in the literature. The covariance subtraction [15] and covariance whitening [16] methods require the noise-speech and noise covariance matrices. The method from [17] alleviates this requirement by assuming that the noise is stationary and that the noise statistics can be estimated along with the RTF. The RTF can also be estimated using BSS; an analysis of the techniques based on Independent Component Analysis (ICA) can be found, e.g., in [18], [19]; see also [20], [21], [22] for approaches exploiting sparsity.

A. Community-Based Campaign: CHiME

Although the theoretical properties of the enhancement techniques mentioned in the previous chapter are well known, their application in real scenarios is difficult, due to the need to robustly estimate their inner parameters. This motivates the researchers working in the fields of speech enhancement and robust speech recognition to organize evaluation campaigns where the most recent technologies are compared in practical tasks. The campaigns thus reveal the current state-of-the-art methods. The most recognized is the CHiME Speech Separation and Recognition Challenge (CHiME). This paper focuses on the data from the CHiME-4 [23] challenge, i.e., real-world multi-channel recordings of a single speaker originating in four distinct noisy environments.

The solutions proposed for CHiME-4 are mainly focused on the robust speech recognition of multichannel data, since the evaluation proceeds in terms of Word Error Rate (WER). Nevertheless, the front-end processing prior the feature computation is one of the key components, because it can improve the final WER by as much as several percent. Most of CHiME-4 front-end processors combine beamforming along with information obtained through machine learning. For example, a Gaussian-Mixture-Model-based VAD is utilized in [24] to assist the estimation of speech/noise covariance matrix for MVDR. For a similar purpose, the paper [25] utilizes a DNN-based VAD along with MVDR and GEV beamformers; see also [26]. In [27], the enhancement is performed in two passes. First, MVDR is used to obtain enhanced speech, which is then forwarded to an external speech recognizer. In the second pass, a fine-tuned beamforming is performed using a VAD that exploits signal segmentation provided by the speech recognizer.

An important aspect of CHiME-4 is that, although the acoustic conditions are varying across different recordings, the position of the speaker is rather static within single recording. Many state-of-the-art methods proposed for CHiME-4 take advantage of this fact and use the whole recording as one batch of data to estimate the necessary speech/noise spatial covariance matrices as precise as possible. Some methods perform several passes [27], [28] in order to optimize the enhancement of the given recording. This approach is not suitable for more dynamic recordings. For example, when the target speaker is moving, short blocks of the signals need to be processed, in order to continuously update the necessary statistics with respect to the changing position. The design of a technique intended for short data segments and its comparison

to techniques used to solve CHiME-4 in the batch manner are the objectives of this work.

Very recently, CHiME-5 challenge [29] was released, featuring dinner party of four speakers in a domestic scenario. This dataset contains recordings with more speaker movement. However, the experiments in this paper are focused on the CHiME-4 data rather than CHiME-5, because the following aspects of the new data are beyond the scope of the current paper: 1) The recordings contain high amount of crosstalk with up to four speakers active simultaneously. 2) We focus on preprocessors endowed with a pretrained neural network. To train these techniques, separate recordings of clean speech and background noise are required. The CHiME-5 dataset does not contain such training material and any pretrained technique would be used in mismatched training-test conditions.

B. Contribution

We propose an online multi-channel enhancement system that processes data block-by-block. To maximize the adaptation speed of the system, the estimation of inner statistics is *not* recursive, i.e., it does not utilize estimates from previous blocks. The proposed system is implemented in two variants, respectively, with the approximate Minimum Mean-Squared Error (MMSE) beamformer [30] and with a robust Filter-and-Sum beamformer (FSB).

We base the beamformer steering on explicit estimation of RTFs, as compared to the recently published supervised techniques that mainly rely on the estimation of covariance matrices. For example, some methods (e.g., [26], [31], [32], [33]) estimate the steering vectors as principal components of speech covariance matrices. The methods in [34], [35] rely on alternative MVDR computations that solely depend on the covariance matrices of noise and of noisy data. Our experiments indicate that the performance of methods based on eigenvalue decomposition of covariance matrices deteriorates, when short processing blocks are analyzed. In contrast, the proposed method, based on direct RTF estimation, yields stable performance. The RTF estimator used in this work is endowed with a DNN-based VAD which improves the estimation accuracy and lowers the WER of the ASR back-end. Nevertheless, the VAD inclusion is optional and may be excluded, if, e.g., computational demands due to the VAD are of concern¹.

We validate the system's capabilities on the CHiME-4 datasets and on a multi-channel dataset featuring moving speaker. Our study is focused on how the enhancement performance depends on the length of the processing blocks. The results for CHiME-4 are evaluated in terms of WER achieved by the baseline CHiME-4 speech recognition system. Also, the speech enhancement capabilities of the systems are quantified using objective criteria reflecting the output signal quality.

Recently, papers started investigating the (block)-online behavior of DNN-endowed beamformers. The works in [37], [38] and [39] present block-online/frame-by-frame VAD-based

¹Recently, similar solution using the RTF estimation for steering the MVDR beamformer have appeared in [36]. The paper is focused on the batch processing where the RTF estimator cannot be used without VAD.

MVDR beamformers, which are all based on covariance matrix operations. In contrast to the current paper, the papers neither analyze the dependence of the input length on the performance, nor the perceptual quality of the output.

This paper is organized as follows. In Section II, the multi-channel signal enhancement problem is formulated and basic beamforming techniques are introduced. Section III is devoted to a detailed description of the proposed multi-channel enhancement system. In Section IV, the results of extensive tests and comparisons are presented. The paper is concluded in Section V.

II. PROBLEM DESCRIPTION

A. The model

Considering the target speaker as a directional source, a noisy recording can be described in the short-time Fourier domain as

$$\mathbf{x}(k, \ell) = \underbrace{\mathbf{g}(k, \ell)s(k, \ell)}_{s(k, \ell)} + \mathbf{y}(k, \ell), \quad (1)$$

where $\mathbf{x}(k, \ell)$ is the $M \times 1$ vector of noisy microphone signals, M is the number of microphones, and $s(k, \ell)$ is the target speech as observed on a reference microphone. Next, $\mathbf{y}(k, \ell)$ is a vector involving all noise components, which are assumed to be uncorrelated with $s(k, \ell)$; k represents the frequency index; and ℓ stands for the time frame index.

The elements of $\mathbf{g}(k, \ell)$ contain the RTFs of all microphones with respect to the reference one [10]. The speaker can move during the utterances; therefore, the RTFs can vary in time. We assume that the changes are slow, that is, $\mathbf{g}(k, \ell)$ remains approximately constant during each block of frames. The spatial image of the target speech as measured on the microphones is given by $s(k, \ell) = \mathbf{g}(k, \ell)s(k, \ell)$. In the following text, we omit the indexes k and ℓ for the sake of brevity, where no confusion arises.

B. Multi-channel processing

Now, we describe the basic forms of the beamforming techniques discussed in this paper. Let the output of a beamformer be denoted as $u(k, \ell) \triangleq \mathbf{w}(k, \ell)^H \mathbf{x}(k, \ell)$.

The MVDR beamformer is a popular multi-channel processor for noise suppression but it may also be used for dereverberation, as suggested in [40]. It is defined as the constrained minimizer

$$\mathbf{w}_{\text{MVDR}} = \arg \min_{\mathbf{w}} \{ \mathbf{w}^H \mathbf{C}_{yy} \mathbf{w} \text{ s.t. } \mathbf{w}^H \mathbf{g} = 1 \}, \quad (2)$$

which gives

$$\mathbf{w}_{\text{MVDR}} = \frac{\mathbf{C}_{yy}^{-1} \mathbf{g}}{\mathbf{g}^H \mathbf{C}_{yy}^{-1} \mathbf{g}}, \quad (3)$$

where $\mathbf{C}_{yy} = \mathbb{E}[\mathbf{y}\mathbf{y}^H]$ denotes the covariance matrix of noise \mathbf{y} ; $\mathbb{E}[\cdot]$ stands for the expectation operator, and \cdot^H denotes the conjugate transpose.

The MMSE beamformer is defined through

$$\mathbf{w}_{\text{MMSE}} = \arg \min_{\mathbf{w}} \mathbb{E}\{|\mathbf{w}^H \mathbf{x} - s|^2\}. \quad (4)$$

In fact, MMSE can be implemented as a cascade of MVDR and a single-channel Wiener Filter [6]. The single-channel filter suppresses the residual noise $r_{\text{MVDR}} = \mathbf{w}_{\text{MVDR}}^H \mathbf{y}$ in the beamforming output u . Specifically,

$$\mathbf{w}_{\text{MMSE}} = \mathbf{w}_{\text{MVDR}} \underbrace{\frac{\mathbb{E}[|u|^2] - \mathbb{E}[|r_{\text{MVDR}}|^2]}{\mathbb{E}[|u|^2]}}_{\text{Wiener post-filter}}. \quad (5)$$

The Filter-and-Sum beamformer, as defined in this paper, utilizes the RTFs represented by $\mathbf{g}(k, \ell)$ to synchronize the spatial images of the target source on all microphones with the reference one, and sums them together. Therefore,

$$\mathbf{w}_{\text{FSB}} = \frac{1}{m}(\mathbf{g}^{-1}), \quad (6)$$

where \mathbf{g}^{-1} contains the reciprocal values of the elements of \mathbf{g} . Compared to MVDR, such processing through FSB alleviates the need to estimate \mathbf{C}_{yy} . This renders the beamforming operation robust with respect to estimation errors. The FSB could be seen as a generalization of the Delay-and-Sum beamforming for reverberant environments, because, the DSB and FSB coincide in free-field conditions.

The FSB can also be followed by a single-channel post-filter, such as the Wiener filter described by (5). The residual noise estimate is obtained as $r_{\text{FSB}} = \mathbf{w}_{\text{FSB}}^H \mathbf{y}$.

The GEV beamformer is designed to maximize the Signal-to-Noise Ratio (SNR) in each frequency bin using

$$\mathbf{w}_{\text{GEV}} = \arg \max_{\mathbf{w}} \frac{\mathbf{w}^H \mathbf{C}_{ss} \mathbf{w}}{\mathbf{w}^H \mathbf{C}_{yy} \mathbf{w}}, \quad (7)$$

where $\mathbf{C}_{ss} = \mathbb{E}[\mathbf{s}\mathbf{s}^H]$ is the covariance matrix of target speech. This optimization problem leads to finding the generalized eigenvector [26]

$$\mathbf{C}_{ss} \mathbf{w}_{\text{GEV}} = \lambda \mathbf{C}_{yy} \mathbf{w}_{\text{GEV}}, \quad (8)$$

where λ is the maximal generalized eigenvalue. Since the norm of \mathbf{w}_{GEV} can be arbitrary, the output of the GEV beamformer has an ambiguous spectrum. This problem can be solved by applying a single channel post-filter

$$G_{\text{BAN}} = \frac{\sqrt{\mathbf{w}_{\text{GEV}}^H \mathbf{C}_{yy} \mathbf{C}_{yy}^H \mathbf{w}_{\text{GEV}} / M}}{\mathbf{w}_{\text{GEV}}^H \mathbf{C}_{yy} \mathbf{w}_{\text{GEV}}}, \quad (9)$$

which is called Blind Analytic Normalization (BAN). In theory, the cascade of the GEV beamformer and of the BAN post-filter results in the MVDR beamforming; see, e.g., [9].

III. PROPOSED METHOD

The proposed enhancement algorithm consists of the following operations that are applied independently to each block of input signals.

- 1) Detection of microphone failures.
- 2) Transformation into time-frequency domain using Short-Time Fourier Transform (STFT).
- 3) Estimation of time-frequency masks based on voice activity as detected by pre-trained DNN.
- 4) Estimation of RTFs.
- 5) Application of selected beamforming technique.

- 6) Post-filtering applied to the output of the beamformer.
- 7) Synthesis of the speech waveform using the inverse Discrete Fourier Transform and overlap-add.

Two processing regimes are considered: 1) In block-online mode, the signals are processed block-by-block where the length of each block is fixed while, 2) in batch mode, the entire input recording is processed as a single block.

The signal processing part is implemented in Matlab. The training of the VAD network is performed using the Torch framework [41] and the Lua language. Source codes are available on the Internet [42].

A. Detection of microphone failures

Various hardware malfunctions or measurement errors caused by the user can occur in real-world recordings. These effects violate the validity of the mixing model (1), which can result in a distorted output of the multi-microphone enhancement algorithm. It is therefore beneficial to detect channels which contain such errors and to skip them for the time interval of the malfunction.

The proposed failure detection proceeds as follows. For the i th microphone signal, $i = 1 \dots M$, time-domain correlation coefficients with the other channels are computed. Let the maximum correlation in absolute value be denoted by μ_i . If μ_i is smaller than a predefined threshold t_μ , the i th channel is discarded from further processing.

B. Time-frequency domain transformation

The STFT is applied to signals sampled at 16 kHz with a frame length of 512 samples and a shift of 128 samples. The frames are weighted by the Hamming window. In the block-online regime, each block consists of 30 – 250 STFT frames, which corresponds to 0.25 – 2s.

C. Voice activity detection

We implement the VAD as a DNN. This type of VAD is able to adapt to complex noisy conditions, provided that enough training data is available. The network aims to classify which STFT bins are dominated by target speech.

The training data consists of input noisy speech and corresponding target labels, which reflect the true amount of speech in the input signal. We perform the labeling of targets automatically, using a known decomposition of the input signal into the speech component and the background noise. Our data for VAD training are taken from the simulated part of the CHiME-4 [23] training dataset. A major part of the dataset (80%) is used to learn the network parameters; the remaining part is used to validate the obtained VADs.

The VAD is proposed for a single channel, that is, the spatial information provided by the multi-channel data is not used. Henceforth, we denote our detector as mVAD (multi-output VAD). It performs the detection in each frequency bin separately, so it outputs a vector value whose dimension corresponds with the frequency resolution.

For practical reasons stemming from the block-online utilization, the mVAD is designed to have feed-forward fully-connected topology. Although, e.g., the Bi-Directional Long

Short-Term Memory (BLSTM) network is able to achieve slightly better detection (see e.g., [25]), it requires long context of frames to operate. The mVAD is designed to function without any context frames, which allows fully independent processing of subsequent data blocks.

The input layer of mVAD consists of 257 neurons; the input vector contains spectral magnitudes of the current STFT frame. Next, there are two hidden layers, each containing 1024 neurons. The activation function between hidden layers is ReLU; the activation preceding the output layer is sigmoid nonlinearity. The output layer consists of 257 units, which present the VAD decision for each of the input frequency bins.

The mVAD is trained to estimate Ideal Binary Masks (IBM) defined through

$$T_i^{\text{mVAD}}(k, \ell) = \begin{cases} 1, & 10 \log \left(\frac{|s_i(k, \ell)|^2}{|y_i(k, \ell)|^2} \right) > t_{\text{SNR}}, \\ 0, & \text{otherwise.} \end{cases} \quad (10)$$

where i is the microphone index, and t_{SNR} denotes a threshold parameter. During the training, which is finished after 40 epochs, the Mean Square Error criterion is optimized.

The mVAD is trained without pre-training, using the gradient descent method. Prior to the training, the input vectors are normalized to zero mean and unit variance. The initialization of both weights and biases are random, drawn from the normal distribution $\mathcal{N}(0, \frac{6}{a+b})$, where a and b are the numbers of network's input and output neurons, respectively. The output of the networks are masks $P_i(k, \ell)$, $i = 1 \dots M$. Although the targets T_i^{mVAD} are binary, the networks output values from $[0, 1]$.

As an optional step, the masks $P_i(k, \ell)$ can be condensed into a single mask that is applicable to all channels, which is an operation referred to as pooling. This post-processing step improves the robustness of VAD. We utilize median pooling, that is, the condensed mask is computed as

$$P(k, \ell) = \text{median}_{i=1 \dots M} P_i(k, \ell). \quad (11)$$

D. Relative Transfer Function Estimation

The proposed RTF estimation is based on a modification of the method from [17]. This estimator exploits the non-stationarity of speech while assuming that the noise is stationary. The latter assumption is somewhat restrictive, since the noise is often non-stationary in real-world situations. Our idea for the improvement of this estimator is as follows. The estimates of covariance between microphones are weighted by the output of VAD, and thus emphasize bins, which exhibit high signal-to-noise-ratio. In this way, even if the assumption of noise stationarity is not completely true, the contribution of the noisy bins to the RTF estimate is limited and the estimates are computed mainly from bins dominated by speech.

Specifically, let x_i , y_i and g_i^{-1} denote the i th element of \mathbf{x} , \mathbf{y} and \mathbf{g}^{-1} , respectively. Using (1), the relationship between the reference and the i th channel can be expressed as

$$x_{\text{ref}}(k, \ell) = g_i^{-1}(k) \cdot x_i(k, \ell) + v_i(k, \ell) \quad (12)$$

where $v_i(k, \ell) = y_{\text{ref}}(k, \ell) - g_i^{-1}(k) \cdot y_i(k, \ell)$. Now, let each processing block be divided into N equally long sub-blocks.

Based on (12), the (cross-)Power Spectral Densities of the channels within the n th sub-block satisfy

$$\phi_{x_{\text{ref}},x_i}(k,n) = g_i^{-1}(k)\phi_{x_i,x_i}(k,n) + \phi_{v_i,x_i}(k,n), \quad (13)$$

where $\phi_{v_i,x_i}(k,n)$ is independent of n when the noise is stationary within the block [17]. By substituting the PSDs with their sample-based estimates (denoted by $\hat{\phi}$), we obtain N linear equations (one for each sub-block)

$$\hat{\phi}_{x_{\text{ref}},x_i}(k,n) = g_i^{-1}(k)\hat{\phi}_{x_i,x_i}(k,n) + \phi_{v_i,x_i}(k,n) + \epsilon(k,n), \quad (14)$$

where $\epsilon(k,n)$ is the estimation error

$$\epsilon(k,n) = \hat{\phi}_{v_i,x_i}(k,n) - \phi_{v_i,x_i}(k,n). \quad (15)$$

Let the sub-block length be denoted by L_0 . The weighted (cross-)channel PSD estimates within the n th sub-block are

$$\begin{aligned} \hat{\phi}_{x_{\text{ref}},x_i}(k,n) &= \sum_{\ell=nL_0}^{(n+1)L_0-1} P_i(k,\ell)x_{\text{ref}}(k,\ell)x_i^*(k,\ell) \\ \hat{\phi}_{x_i,x_i}(k,n) &= \sum_{\ell=nL_0}^{(n+1)L_0-1} P_i(k,\ell)x_i(k,\ell)x_i^*(k,\ell), \end{aligned} \quad (16)$$

where \cdot^* denotes conjugation. By setting $P_i(k,\ell) = 1$, the weighting of the frames by VAD output is disabled and the RTF estimation coincides with the original method from [17].

Now, formula (14), where $n = 0, \dots, N-1$, gives an overdetermined system of linear equations with two unknown variables $g_i^{-1}(k)$ and $\phi_{v_i,x_i}(k,n)$. As suggested in [17], the least-squares solution gives us the final estimates of these quantities. They can be computed using the closed-form expression (we omit the arguments k and n)

$$\hat{g}_i^{-1} = \frac{\langle \hat{\phi}_{x_{\text{ref}},x_i} \hat{\phi}_{x_i,x_i} \rangle - \langle \hat{\phi}_{x_{\text{ref}},x_i} \rangle \langle \hat{\phi}_{x_i,x_i} \rangle}{\langle \hat{\phi}_{x_i,x_i}^2 \rangle - \langle \hat{\phi}_{x_i,x_i} \rangle^2}, \quad (17)$$

where $\langle \cdot \rangle$ denotes the averaging operator over the sub-block index n .

E. Beamforming: Implementation details

To implement the MVDR beamformer (3) in practice, an estimate of the noise covariance \mathbf{C}_{yy} must be available. Since the RTF estimate has already been computed, we proceed by constructing a blocking matrix that is orthogonal to $\hat{\mathbf{g}}$; it blocks the target signal and outputs a noise reference

$$\mathbf{v} = \mathbf{B}\mathbf{x}. \quad (18)$$

The blocking matrix \mathbf{B} can have the structure

$$\mathbf{B} = \begin{bmatrix} -1 & g_2^{-1} & 0 & \dots & 0 \\ -1 & 0 & g_3^{-1} & \dots & 0 \\ \vdots & \vdots & \vdots & \ddots & \vdots \\ -1 & 0 & 0 & \dots & g_M^{-1} \end{bmatrix}, \quad (19)$$

where we assume, without any loss of generality, that the reference channel x_{ref} corresponds to the first microphone.

To obtain the estimate of noise signals \mathbf{y} as they appear in mixture (1), we apply the least square estimate [30]

$$\hat{\mathbf{y}} = \mathbf{C}_{xx}\mathbf{B}^H(\mathbf{B}\mathbf{C}_{xx}\mathbf{B}^H)^{-1}\mathbf{B}\mathbf{v}, \quad (20)$$

where $\mathbf{C}_{xx} = \mathbb{E}[\mathbf{x}\mathbf{x}^H]$ is replaced by its sample-based estimate. The covariance of $\hat{\mathbf{y}}$ is equal to

$$\mathbf{C}_{\hat{\mathbf{y}}\hat{\mathbf{y}}} = \mathbb{E}[\hat{\mathbf{y}}\hat{\mathbf{y}}^H] = \mathbf{C}_{xx}\mathbf{B}^H(\mathbf{B}\mathbf{C}_{xx}\mathbf{B}^H)^{-1}\mathbf{B}\mathbf{C}_{xx}, \quad (21)$$

which we substitute into (3). However, $\mathbf{C}_{\hat{\mathbf{y}}\hat{\mathbf{y}}}$ is rank deficient having the rank $\leq M-1$; therefore, its inverse matrix does not exist. As proposed in [30], we replace $\mathbf{C}_{\hat{\mathbf{y}}\hat{\mathbf{y}}}^{-1}$ by the Moore-Penrose pseudoinverse of $\mathbf{C}_{\hat{\mathbf{y}}\hat{\mathbf{y}}}$, denoted as $\mathbf{C}_{\hat{\mathbf{y}}\hat{\mathbf{y}}}^\dagger$. The implementation of MVDR is thus finally given by

$$\hat{\mathbf{w}}_{\text{MVDR}} = \frac{\mathbf{C}_{\hat{\mathbf{y}}\hat{\mathbf{y}}}^\dagger \hat{\mathbf{g}}}{\hat{\mathbf{g}}^H \mathbf{C}_{\hat{\mathbf{y}}\hat{\mathbf{y}}}^\dagger \hat{\mathbf{g}}}. \quad (22)$$

In the case of the FSB beamformer, the implementation is straightforward through formula (6) where the true RTF is replaced by its estimated value.

F. Single-channel post-filtering

The single-channel post-filtering is applied with the aim to minimize the residual noise in the beamforming output. We estimate the residual noise as

$$\begin{aligned} \hat{r}_{\text{MVDR}} &= \hat{\mathbf{w}}_{\text{MVDR}}^H \hat{\mathbf{y}}, \\ \hat{r}_{\text{FSB}} &= \hat{\mathbf{w}}_{\text{FSB}}^H \hat{\mathbf{y}}, \end{aligned} \quad (23)$$

where $\hat{\mathbf{y}}$ is obtained using (19) and (20). Assuming that the beamforming output $u(k,\ell)$ consists of the target speech signal and of the residual noise, we apply the approximate Wiener mask defined as

$$G(k,\ell) = \frac{\max\{|u(k,\ell)|^2 - |\hat{r}(k,\ell)|^2, \delta\}}{|u(k,\ell)|^2 + \delta}, \quad (24)$$

where δ is a small positive constant to prevent from division by zero. Finally, the estimate of the target speech is given by

$$\hat{s}(k,\ell) = G(k,\ell)u(k,\ell). \quad (25)$$

We add the following three heuristic modifications of (24) based on practical experience to improve the performance of this post-filtering step.

- 1) For frequencies lower than f_{\min} Hz, $G(k,\ell) = 0.01$. Very low frequencies usually contain only noise, so it is better to attenuate them.
- 2) For higher frequencies than f_{\max} Hz, $G(k,\ell) = 1$. This is due to the fact that a speech signal is more difficult to block in the higher frequency band, as there is typically a lower SNR. The RTF estimate has a higher variance, which causes leakage of the target signal into the residual noise estimate, and finally a distortion due to the post-filter.
- 3) We set $G(k,\ell) = 1$ when $P(k,\ell) > t_{\text{VAD}}$. The goal is to preserve time-frequency regions where VAD detects speech with sufficiently high probability.

To summarize, the proposed method is described in Algorithm 1. Specific choices of the parameters that we use in experiments are listed in Table I.

Algorithm 1: Enhancement of a processing block by the proposed method

Input: Multichannel speech signal
 Discard channels with microphone failures;
 Apply STFT to input speech to compute $x(k, \ell)$;
for $i \leftarrow 2$ **to** M **do** {excluding reference channel 1}
 Compute VAD mask $P_i(k, \ell)$ using $x_i(k, \ell)$, mVAD;
 {Section III-C}
 Estimate RTF $g_i(k)$ using $P_i(k, \ell)$ and $x_i(k, \ell)$;
 {Equations (16) and (17)}
end for
 Compute beamforming output $u(k, \ell)$ using either
 FSB (6) or MVDR (18)-(22);
 Apply post-filter (24)-(25) to gain target $\hat{s}(k, \ell)$;
 Reconstruct the enhanced speech in time-domain;

TABLE I

THE VALUES OF THE FREE PARAMETERS USED IN THE EXPERIMENTS.

Param.	Value	Meaning
M	5 or 6 4	Number of channels: CHiME-4 Number of channels: Dynamic dataset
N	3, 5, 10, 25	Subblock number, RTF estim. (see III-D) For block lengths 0.25, 0.4, 0.8, 2 s
t_{SNR}	5dB	Threshold, mVAD (see (10))
f_{max}	3125 Hz	Threshold, Wiener filter (see III-F)
f_{min}	100 Hz	Threshold, Wiener filter (see III-F)
t_{VAD}	0.3	Threshold, Wiener filter (see III-F)
t_{μ}	0.05 0.40	Threshold, mic. failure detect. (see III-A) CHiME-4 simulated, Dynamic CHiME-4 real-world datasets

IV. EXPERIMENTAL RESULTS AND DISCUSSION

In this section we present experiments conducted on two datasets; the CHiME-4 dataset [23] and another dataset featuring moving speaker, which we further denote as "Dynamic". On both datasets, we perform objective evaluation using the criteria defined in the BSS_Eval toolbox [43] and the evaluation of perceptual quality of enhanced signals using PESQ (Perceptual Evaluation of Speech Quality) [44]; the implementation from [45] is used. For CHiME-4, the availability of a trained ASR system and of labeled test utterances is taken into account. The multi-channel enhancement is used to improve the performance of automatic speech recognition in terms of Word Error Rate (WER). In the experiments, we analyze the influence of various processing steps and of short duration of the input signal on the performance.

CHiME-4 defines three tracks where utterances of speaking persons are recorded in noisy conditions; we focus on the multi-channel track with six-channel recordings. These were either simulated (SIMU) or acquired by a tablet device in real-world situations (REAL)². Four different noisy environments are considered (bus, cafeteria, street, and pedestrian area). The utterances are taken from the WSJ corpus [46] and are

²With the REAL recordings, we do not use microphone 2, because it is oriented in a direction away from the speaker. For SIMU test set we use another experimentally determined subset of channels, namely 2 to 6.

provided along with the respective transcription. The data are divided into development and test datasets.

In the Dynamic dataset, the signal part consists of 59 s of speech recorded on 4 microphones in a highly reverberated room ($T_{60} \approx 700$ ms). The speaker was sitting about 0.5 m in front of the microphone array and was leaning its upper body to sides by about 25 cm to the left or right from the central position. As the noise part of the data, the four above mentioned noise types from the simulated dataset of the CHiME-4 campaign were used and mixed with speech at global SNR of 5 dB. Channels 1, 3, 4, 6 of the six-channel track are used. There are thus four noisy instances of the recorded speech, so the total length of the Dynamic dataset is about 4 minutes.

To perform the objective evaluation, the ground-truth clean speech signals are needed. Therefore, we present the objective evaluation only for the SIMU development dataset of the CHiME-4 and of the Dynamic dataset, where the reference data is available. BSS_Eval is applied by using the `bss_decomp_tvfilt` function for signal decompositions. This function utilizes a time-varying filter (we set its length to 32 taps) as an allowed distortion of the estimated target source. The Signal-to-Interference (SIR), Signal-to-Distortion (SDR) and Signal-to-Artifact (SAR) ratios are computed.

Speech recognition is performed for the CHiME-4 datasets, where the text reference is available, by the transcription system provided by CHiME-4 organizers [47]. The recognizer features a hybrid DNN-Hidden Markov Model for acoustic modeling and a 5-gram language model. Subsequently, rescore of the lattice is performed using a recurrent neural network language model (RNNLM).

The performance of the proposed system has been compared with two state-of-the-art techniques that were successfully used to solve the CHiME-4 challenge, namely (1) the baseline method BeamformIt [28] and (2) the GEV beamformer that is the front-end part of the system described in [26], [25]. These methods represent two frequently used approaches for beamformer steering in reverberant environment: the compensation of time-difference of arrival and the eigenvector decomposition of speech covariance matrix, respectively. While BeamformIt operates only in the batch regime (thus we apply it only to more static CHiME-4 data) as it passes twice through each recording in order to optimize its inner parameters, GEV is also modified for the block-online processing.

The training procedure for the VAD in GEV was kindly provided to us by its authors [25]. This VAD was retrained using the CHiME-4 training datasets. We utilize the fully-connected variant of the VAD (denoted as hVAD), which possesses similar topology to that of mVAD.

For the sake of clarification, the compared systems will be denoted by $A:B$ where A denotes the beamforming method, and B denotes the particular modification focused on by the experiment. For example, when VAD selection is discussed, the labels could be FSB:mVAD, FSB:hVAD, etc. The presented results are averaged over the four noisy environments; the resulting WER reductions are absolute. Also, see Table I for other values of parameters utilized in the experiments.

A. Block-online vs. batch processing

This experiment is focused on the performances of the compared methods as they depend of the length of processing block. The proposed systems utilize mVAD, pooling of VAD masks, and the Wiener post-filtering. The GEV beamformer is applied with the BAN post-filtering.

1) *CHiME-4 datasets*: The results are shown in Figures 1 and 2. They clearly show that all the methods improve their ability to suppress the background noise with growing length of the processing blocks, and achieve their optimum performance in the batch processing mode. The latter observation confirms the fact that the target speaker has, in CHiME-4 recordings, an almost fixed position, because otherwise the batch processing would have failed.

The proposed methods yield stable performance with respect to the length of the processing block. FSB achieves comparable or slightly lower WER (by up to 1.5%) compared to MVDR. GEV:batch achieves the best WER and surpasses FSB:batch by 0.8 – 2.2% WER. BeamformIt yields slightly better results compared to FSB:batch on real datasets and slightly worse results by 0.3 – 0.7% on the simulated ones.

The performance of GEV drops down with the decreasing length of the processing block, especially, when this goes below 2 seconds. This sensitivity seems to be mainly caused by the increased amount of artifacts in the enhanced speech, as shown by SDR and SAR in Fig. 2. We conjecture that this is partly due to less precise estimates of speech/noise covariance matrices and partly due to the limitations of BAN as stated in [9]. BAN relies on a precise estimation of w_{GEV} and assumes that the norm of $g(k, \ell)$ is approximately constant across frequencies. Using short blocks of signals, these quantities are estimated with higher estimation errors, and BAN seems to be ineffective. Compared to unprocessed speech, PESQ³ by GEV:0.25s is lower by about 0.05, whereas GEV:batch increases the PESQ by about 0.4.

Compared to the proposed solutions, GEV achieves strong noise suppression measured by SIR. For example, GEV:0.8s outperforms FSB:0.8s by about 9dB in terms of SIR. However, SDR and SAR obtained by GEV:0.8s are lower by about 9 and 16dB, respectively, compared to FSB:0.8s.

2) *Dynamic dataset*: The results in Fig. 3 suggest that the most suitable block length for the Dynamic dataset is 0.8 s. With increasing block duration up to 0.8 s, the compared methods exhibit improvements in most of the observed metrics. In contrast to CHiME-4 datasets, most of the metrics deteriorate when the block size exceeds 2 s. This indicates that the signal and noise spatial statistics change in time due to the movements of the speaker.

For processing block lengths 0.8 s and lower, the obtained results are consistent with our findings reported on CHiME-4 datasets. The proposed methods yield stable performance in the terms of SIR, SDR and SAR. In contrast, the performance of the GEV beamformer deteriorates due to the presence of distortions and artifacts in the processed speech, as is indicated by the SDR and SAR metrics. However, GEV retains its strong noise suppression ability indicated by high SIR values.

³The PESQ metric ranges from 5 (the best quality) to 1 (the worst quality).

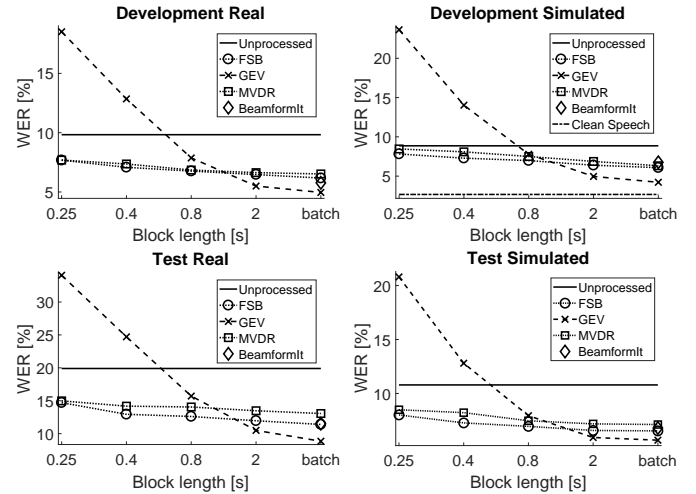


Fig. 1. CHiME-4: WER [%] as a function of processing block length. The proposed beamformers use mVAD detector and mask pooling. WER of clean speech is available only for the development simulated set due to the rules of CHiME-4.

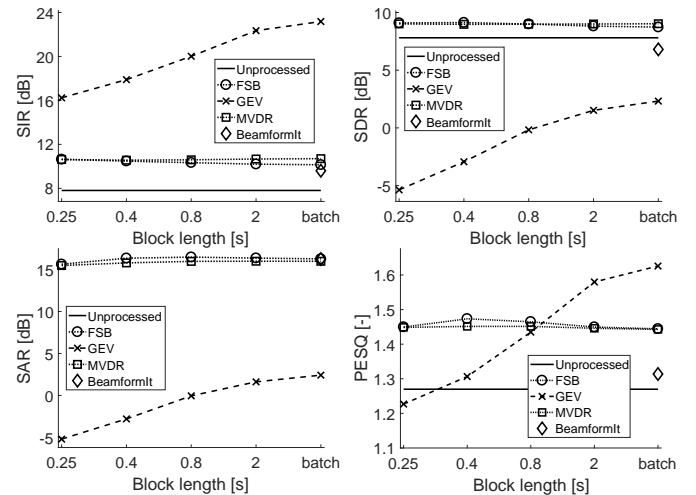


Fig. 2. CHiME-4, development SIMU: Objective criteria and PESQ as functions of processing block length. The proposed beamformers use mVAD detector and mask pooling. BeamformIt is presented only for the batch processing mode. SAR of the unprocessed signals is infinite, therefore, it is not shown.

B. Influence of post-filtering

In this experiment, the compared methods are tested with or without their post-filtering parts. The block-online regime with a block length of 0.8s is considered together with mVAD and pooling of VAD masks. The results achieved with this setting on CHiME-4 datasets are shown in Table II and in Fig. 4. They show that the post-filtering improves both the perceptual quality as well as the accuracy of recognition. When post-filtering is omitted, the WER is increased by about 0.5% for FSB as well as for MVDR. The influence of BAN on the performance of GEV is more significant: Without BAN, the WER of GEV is increased by 1.7 – 3.8%.

For MVDR and FSB, the omission of the Wiener post-filtering results in a decrease of SIR by about 2dB and of SDR

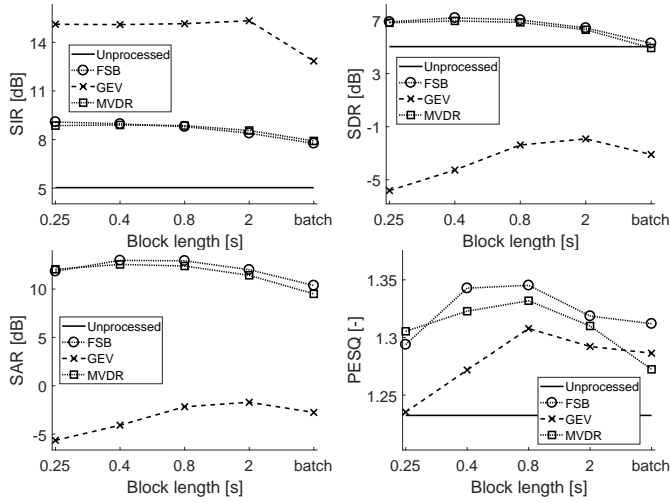


Fig. 3. Dynamic: Objective criteria and PESQ as functions of processing block length. The proposed beamformers use mVAD detector and mask pooling. SAR of the unprocessed signals is infinite, therefore, it is not shown.

TABLE II

CHiME-4: INFLUENCE OF POST-FILTERING IN TERMS OF THE WER (%). THE PROPOSED BEAMFORMERS USE mVAD DETECTOR AND MASK POOLING. THE BEST ACHIEVED RESULTS ARE WRITTEN IN BOLD.

System: post-filter	Dev		Test	
	real	simu	real	simu
Unprocessed	9.83	8.86	19.90	10.79
FSB:none	7.02	6.98	13.34	7.36
FSB:Wiener	6.76	6.98	12.61	6.95
MVDR:none	7.03	7.95	14.72	7.97
MVDR:Wiener	6.85	7.50	14.05	7.47
GEV:none	10.02	9.49	19.52	10.27
GEV:BAN	7.87	7.78	15.71	7.94

by about 1dB. Although the SAR is slightly increased (0.8dB), the PESQ value is decreased by about 0.1. The performance of GEV:BAN improves in the terms of SIR, SDR as well as SAR, by about 2dB compared to GEV:none, and PESQ is improved by 0.03.

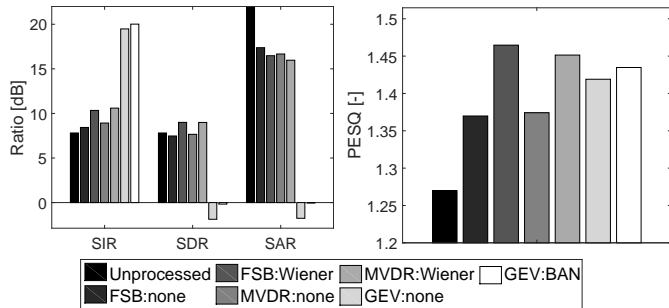


Fig. 4. CHiME-4: Influence of post-filtering in the terms of objective criteria and PESQ. The proposed beamformers use mVAD detector and mask pooling. The SAR values for unprocessed data are theoretically infinity, thus are truncated in the graph.

TABLE III

CHiME-4: INFLUENCE OF VAD MASK POOLING IN THE TERMS OF WER (%). THE BEAMFORMERS USE mVAD DETECTOR. THE BEST ACHIEVED RESULTS ARE WRITTEN IN BOLD.

System: pooling	Dev		Test	
	real	simu	real	simu
Unprocessed	9.83	8.86	19.90	10.79
FSB:no	7.08	7.02	13.16	7.32
FSB:yes	7.02	6.98	13.34	7.36
MVDR:no	7.82	8.86	16.16	9.06
MVDR:yes	7.03	7.95	14.72	7.97

TABLE IV

CHiME-4: INFLUENCE OF THE VAD ON BEAMFORMING IN TERMS OF THE WER (%). THE TECHNIQUES DO NOT USE POOLING OF VAD MASKS. THE BEST ACHIEVED RESULTS ARE WRITTEN IN BOLD.

System: VAD type	Dev		Test	
	real	simu	real	simu
Unprocessed	9.83	8.86	19.90	10.79
FSB:none	7.21	7.34	13.56	7.52
FSB:mVAD	7.08	7.02	13.16	7.32
MVDR:none	8.19	9.26	17.06	9.67
MVDR:mVAD	7.82	8.86	16.16	9.06

C. Influence of pooling and VAD inclusion

This subsection investigates the effects of VAD output pooling on beamforming. Moreover, we measure the contribution of VAD itself to the enhancement performance. To this end, we compare the results of beamforming with included/disabled VAD-mask weighting, as discussed in Section III-D below (16).

The results were achieved on CHiME-4 datasets in block-online regime with the block length 0.8s without post-filtering.

The results shown in Table III suggest that the pooling is beneficial for the MVDR beamformer. Here, the omission of pooling increases the WER by 0.8 – 1.5%. Pooling does not improve (but neither deteriorate) the WER of FSB. The objective measures did not show any significant benefits of pooling; that is why they are not presented.

Table IV indicates that the utilization of mVAD is beneficial for the beamforming. FSB with mVAD performs better by 0.1 – 0.4% compared to FSB:none, while MVDR is improved by 0.4 – 0.9% by utilization of VAD. Again, the objective criteria are not presented, since these do not reflect the inclusion of VAD significantly.

D. Computational aspects

To evaluate the computational burden due to the compared methods, we measure the time necessary to enhance the simulated development dataset in the bus environment. The experiment was performed on a PC with Intel processor i7-2600K, 3.4GHz, and 16GB RAM. To maintain comparable conditions, only techniques implemented in Matlab are compared. Moreover, we enable only a single computational thread during the experiments. All competing techniques are tested with mVAD (including GEV) or without any VAD (excluding GEV, which requires VAD to work properly).

Fig. 5 shows that the computational burden is decreasing with the growing length of block. This is, obviously, caused

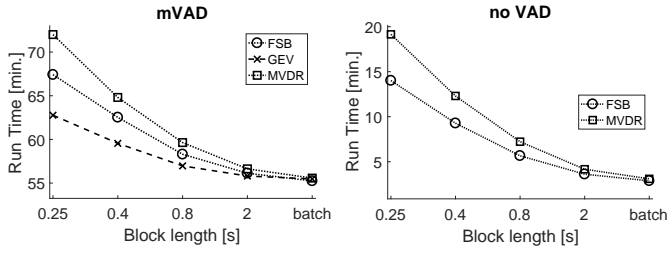


Fig. 5. CHiME-4: Time required to enhance the simulated development “bus” dataset; the total length of the recordings is 43.2 minutes.

by the savings as the same processing is applied to longer segments of signals. Most of the burden is due to VAD. In the case of batch processing, mVAD mask computation consumes about 90% of the processing time for all techniques.

The results in Section IV-C indicate that the utilization of VAD improves the performance of the presented technique. However, the method can be utilized without VAD if moderate performance loss is allowable. Thus, if the computational burden is of concern, the computational cost can be significantly reduced by omission of mVAD.

V. CONCLUSION

A block-online multi-channel speech enhancement method based on beamforming has been proposed. In this method, the steering vector is constructed using estimates of RTFs between microphones. Performed experiments indicate that the performance of the proposed method is robust with respect to short length of the processed data.

An alternative approach to computation of steering vector consists in eigenvalue decomposition of the speech covariance matrix. In our experiments, the covariance-based techniques are represented by the GEV beamformer. Considering the CHiME-4 datasets, the proposed methods achieve lower WER and higher PESQ values when blocks of length lower than 0.8 s are used, whereas the GEV beamforming is superior for blocks of length 2 s and higher. The proposed methods introduce significantly smaller amount of distortions as shown through the achieved SDR and SAR.

The proposed RTF-based FSB appears to be computationally simpler than its MVDR counterpart, and it achieves lower WER and higher PESQ. We find beneficial to perform single channel post-filtering after beamforming; it improves both perceptual quality and lowers the WER of the recognizer.

ACKNOWLEDGMENTS

This work was supported by The Czech Science Foundation through Project No. 17-00902S and by California Community Foundation through Project No. DA-15-114599.

REFERENCES

- [1] S. Makino, T.-W. Lee, and H. Sawada, *Blind speech separation*. Switzerland: Springer, 2007, vol. 615.
- [2] I. Cohen, J. Benesty, and S. Gannot, *Speech processing in modern communication: Challenges and perspectives*. Switzerland: Springer Science & Business Media, 2009, vol. 3.
- [3] B. D. Van Veen and K. M. Buckley, “Beamforming: A versatile approach to spatial filtering,” *IEEE ASSP magazine*, vol. 5, no. 2, pp. 4–24, 1988.
- [4] S. Doclo, A. Spriet, J. Wouters, and M. Moonen, “Speech distortion weighted multichannel wiener filtering techniques for noise reduction,” *Speech enhancement*, pp. 199–228, 2005.
- [5] H. L. Van Trees, *Detection, Estimation, and Modulation Theory, Optimum Array Processing*, ser. Detection, Estimation, and Modulation Theory. USA: Wiley, 2004.
- [6] S. Gannot, E. Vincent, S. Markovich-Golan, and A. Ozerov, “A consolidated perspective on multimicrophone speech enhancement and source separation,” *IEEE/ACM Transactions on Audio, Speech, and Language Processing*, vol. 25, no. 4, pp. 692–730, 2017.
- [7] S. Doclo, S. Gannot, M. Moonen, and A. Spriet, “Acoustic beamforming for hearing aid applications,” *Handbook on array processing and sensor networks*, pp. 269–302, 2010.
- [8] H. Cox, R. Zeskind, and M. Owen, “Robust adaptive beamforming,” *IEEE Transactions on Acoustics, Speech, and Signal Processing*, vol. 35, no. 10, pp. 1365–1376, 1987.
- [9] E. Warsitz and R. Haeb-Umbach, “Blind acoustic beamforming based on generalized eigenvalue decomposition,” *IEEE Transactions on audio, speech, and language processing*, vol. 15, no. 5, pp. 1529–1539, 2007.
- [10] S. Gannot, D. Burshtein, and E. Weinstein, “Signal enhancement using beamforming and nonstationarity with applications to speech,” *IEEE Transactions on Signal Processing*, vol. 49, no. 8, pp. 1614–1626, Aug 2001.
- [11] J.-H. Chang, N. S. Kim, and S. K. Mitra, “Voice activity detection based on multiple statistical models,” *IEEE Transactions on Signal Processing*, vol. 54, no. 6, pp. 1965–1976, 2006.
- [12] D. Dov, R. Talmon, and I. Cohen, “Kernel method for voice activity detection in the presence of transients,” *IEEE/ACM Transactions on Audio, Speech, and Language Processing*, vol. 24, no. 12, pp. 2313–2326, 2016.
- [13] X.-L. Zhang and J. Wu, “Deep belief networks based voice activity detection,” *IEEE Transactions on Audio, Speech, and Language Processing*, vol. 21, no. 4, pp. 697–710, 2013.
- [14] I. Goodfellow, Y. Bengio, and A. Courville, *Deep Learning*. USA: MIT Press, 2016, <http://www.deeplearningbook.org>.
- [15] I. Cohen, “Relative transfer function identification using speech signals,” *IEEE Transactions on Speech and Audio Processing*, vol. 12, no. 5, pp. 451–459, Sept 2004.
- [16] S. Markovich, S. Gannot, and I. Cohen, “Multichannel eigenspace beamforming in a reverberant noisy environment with multiple interfering speech signals,” *IEEE Transactions on Audio, Speech, and Language Processing*, vol. 17, no. 6, pp. 1071–1086, 2009.
- [17] O. Shalvi and E. Weinstein, “System identification using nonstationary signals,” *IEEE transactions on signal processing*, vol. 44, no. 8, pp. 2055–2063, 1996.
- [18] S. Meier and W. Kellermann, “Analysis of the performance and limitations of ICA-based relative impulse response identification,” in *Signal Processing Conference (EUSIPCO), 2015 23rd European*. IEEE, 2015, pp. 414–418.
- [19] A. H. Khan, M. Taseska, and E. A. P. Habets, *A Geometrically Constrained Independent Vector Analysis Algorithm for Online Source Extraction*. Cham: Springer International Publishing, 2015, pp. 396–403.
- [20] Z. Koldovsky, J. Malek, and S. Gannot, “Spatial source subtraction based on incomplete measurements of relative transfer function,” *IEEE/ACM Transactions on Audio, Speech, and Language Processing*, vol. 23, no. 8, pp. 1335–1347, Aug 2015.
- [21] R. Giri, B. D. Rao, F. Mustiere, and T. Zhang, “Dynamic relative impulse response estimation using structured sparse bayesian learning,” in *2016 IEEE International Conference on Acoustics, Speech and Signal Processing (ICASSP)*, March 2016, pp. 514–518.
- [22] F. Katzberg, R. Mazur, M. Maass, M. Bohme, and A. Mertins, “Spatial interpolation of room impulse responses using compressed sensing,” in *2018 16th International Workshop on Acoustic Signal Enhancement (IWAENC)*, Sept 2018, pp. 426–430.
- [23] E. Vincent, S. Watanabe, A. A. Nugraha, J. Barker, and R. Marxer, “The 4th CHiME speech separation and recognition challenge,” accessed: 2019-04-17. [Online]. Available: http://spandh.dcs.shef.ac.uk/chime_challenge/chime2016/
- [24] H. Xiang, B. Wang, and Z. Ou, “The THU-SPMI CHiME-4 system: Lightweight design with advanced multi-channel processing, feature enhancement, and language modeling,” in *Proc. of the 4th Intl. Workshop on Speech Processing in Everyday Environments, CHiME-4*, 2016.
- [25] J. Heymann, L. Drude, and R. Haeb-Umbach, “Neural network based spectral mask estimation for acoustic beamforming,” in *2016 IEEE*

- International Conference on Acoustics, Speech and Signal Processing (ICASSP)*, March 2016, pp. 196–200.
- [26] —, “Wide residual BLSTM network with discriminative speaker adaptation for robust speech recognition,” in *Proc. of the 4th Intl. Workshop on Speech Processing in Everyday Environments, CHiME-4*, 2016.
- [27] H. Xiang, B. Wang, and Z. Ou, “The USTC-iFlytek system for CHiME-4 challenge,” in *Proc. of the 4th Intl. Workshop on Speech Processing in Everyday Environments, CHiME-4*, 2016.
- [28] X. Anguera, C. Wooters, and J. Hernando, “Acoustic beamforming for speaker diarization of meetings,” *IEEE Transactions on Audio, Speech, and Language Processing*, vol. 15, no. 7, pp. 2011–2022, 2007.
- [29] J. Barker, S. Watanabe, and E. Vincent, “The 5th CHiME speech separation and recognition challenge,” accessed: 2019-04-17. [Online]. Available: http://spandh.dcs.shef.ac.uk/chime_challenge/index.html
- [30] Z. Koldovsky and F. Nesta, “Approximate MVDR and MMSE beamformers exploiting scale-invariant reconstruction of signals on microphones,” in *Acoustic Signal Enhancement (IWAENC), 2016 15th International Workshop on*, September 2016.
- [31] S. Araki, M. Okada, T. Higuchi, A. Ogawa, and T. Nakatani, “Spatial correlation model based observation vector clustering and MVDR beamforming for meeting recognition,” in *2016 IEEE International Conference on Acoustics, Speech and Signal Processing (ICASSP)*, March 2016, pp. 385–389.
- [32] T. Nakatani, N. Ito, T. Higuchi, S. Araki, and K. Kinoshita, “Integrating DNN-based and spatial clustering-based mask estimation for robust MVDR beamforming,” in *Acoustics, Speech and Signal Processing (ICASSP), 2017 IEEE International Conference on*. IEEE, 2017, pp. 286–290.
- [33] L. Pfeifenberger, M. Zohrer, and F. Pernkopf, “DNN-based speech mask estimation for eigenvector beamforming,” in *Acoustics, Speech and Signal Processing (ICASSP), 2017 IEEE International Conference on*. IEEE, 2017, pp. 66–70.
- [34] T. Ochiai, S. Watanabe, T. Hori, J. R. Hershey, and X. Xiao, “Unified architecture for multichannel end-to-end speech recognition with neural beamforming,” *IEEE Journal of Selected Topics in Signal Processing*, vol. 11, no. 8, pp. 1274–1288, 2017.
- [35] H. Erdogan, J. R. Hershey, S. Watanabe, M. I. Mandel, and J. Le Roux, “Improved MVDR beamforming using single-channel mask prediction networks,” in *INTERSPEECH*, 2016, pp. 1981–1985.
- [36] Z.-Q. Wang and D. Wang, “Mask weighted STFT ratios for relative transfer function estimation and its application to robust ASR,” in *2018 IEEE International Conference on Acoustics, Speech and Signal Processing (ICASSP)*. IEEE, 2018, pp. 1–5.
- [37] C. Boeddeker, H. Erdogan, T. Yoshioka, and R. Haeb-Umbach, “Exploring practical aspects of neural mask-based beamforming for far-field speech recognition,” in *2018 IEEE International Conference on Acoustics, Speech and Signal Processing (ICASSP)*. IEEE, 2018, pp. 1–5.
- [38] T. Higuchi, K. Kinoshita, N. Ito, S. Karita, and T. Nakatani, “Frame-by-frame closed-form update for mask-based adaptive MVDR beamforming,” in *2018 IEEE International Conference on Acoustics, Speech and Signal Processing (ICASSP)*. IEEE, 2018, pp. 1–5.
- [39] T. Higuchi, N. Ito, T. Yoshioka, and T. Nakatani, “Robust MVDR beamforming using time-frequency masks for online/offline asr in noise,” in *Acoustics, Speech and Signal Processing (ICASSP), 2016 IEEE International Conference on*. IEEE, 2016, pp. 5210–5214.
- [40] O. Schwartz, S. Gannot, and E. A. P. Habets, “Multi-microphone speech dereverberation and noise reduction using relative early transfer functions,” *IEEE/ACM Transactions on Audio, Speech, and Language Processing*, vol. 23, no. 2, pp. 240–251, Feb 2015.
- [41] R. Collobert, C. Farabet, K. Kavukcuoglu, and S. Chintala, “Torch - a scientific computing framework for luajit,” accessed: 2019-04-17. [Online]. Available: <http://torch.ch/>
- [42] J. Malek and Z. Koldovsky, “Repository: multichannel-enhancement,” accessed: 2019-04-17. [Online]. Available: <https://gitlab.tul.cz/jiri.malek/multichannel-enhancement>
- [43] E. Vincent, R. Gribonval, and C. Fevotte, “Performance measurement in blind audio source separation,” *IEEE Transactions on Audio, Speech, and Language Processing*, vol. 14, no. 4, pp. 1462–1469, July 2006.
- [44] A. W. Rix, J. G. Beerends, M. P. Hollier, and A. P. Hekstra, “Perceptual evaluation of speech quality (PESQ)-a new method for speech quality assessment of telephone networks and codecs,” in *Acoustics, Speech, and Signal Processing, 2001. Proceedings.(ICASSP'01). 2001 IEEE International Conference on*, vol. 2. IEEE, 2001, pp. 749–752.
- [45] P. C. Loizou, *Speech Enhancement, Theory and Practice, Second Edition*. USA: CRC Press, 2013.
- [46] J. Garofolo, D. Graff, D. Paul, and D. Pallett, “CSR-I (WSJ0) Complete LDC93S6A,” *Philadelphia: Linguistic Data Consortium*, 1993. [Online]. Available: http://spandh.dcs.shef.ac.uk/chime_challenge/index.html
- [47] E. Vincent, S. Watanabe, A. A. Nugraha, J. Barker, and R. Marxer, “An analysis of environment, microphone and data simulation mismatches in robust speech recognition,” *Computer Speech & Language*, 2016.




Jiri Malek was born in Liberec, Czech Republic, in 1983. He received the M.S. degree and Ph.D. degree in automatic control and technical cybernetics from the Faculty of Mechatronics at the Technical University in Liberec in 2006 and 2011, respectively. He is an assistant professor at the Institute of Information Technology and Electronics, Technical University of Liberec since 2011. His main research interests are focused on audio signal enhancement and robust automatic speech recognition.



Zbyněk Koldovský (M04-SM15) was born in Jablonec nad Nisou, Czech Republic, in 1979. He received the M.S. degree and Ph.D. degree in mathematical modeling from the Faculty of Nuclear Sciences and Physical Engineering at the Czech Technical University in Prague in 2002 and 2006, respectively. He was also with the Institute of Information Theory and Automation of the Academy of Sciences of the Czech Republic from 2002 to 2016. Currently, he is an Associate Professor at the Institute of Information Technology and Electronics,

Technical University of Liberec, and the leader of Acoustic Signal Analysis and Processing (A.S.A.P.) Group. He is the Vice-dean for Science, Research and Doctoral Studies at the Faculty of Mechatronics, Informatics and Interdisciplinary Studies. His main research interests are focused on audio signal processing, blind source separation, independent component analysis, and sparse representations. Zbyněk Koldovský has served as a general co-chair of the 12th Conference on Latent Variable Analysis and Signal Separation (LVA/ICA 2015) in Liberec, Czech Republic.



Marek Boháč was born in Hradec Králové, Czech Republic, in 1986. He received the M.S and Ph.D. degree in Mechatronics and Technical Cybernetics at the Technical University in Liberec in 2010 and 2016, respectively. He was member of SpeechLab group at the Faculty of Mechatronics from 2011 to 2014 and of Acoustic Signal Analysis and Processing (A.S.A.P.) Group from 2015 to 2017. Currently, he works as a software developer focusing on automatic speech recognition in Newton Technologies company.