

Non-normal Recurrent Neural Network (nnRNN): learning long time dependencies while improving expressivity with transient dynamics

Giancarlo Kerg^{1,2, *}Kyle Goyette^{1,2,3,*}Maximilian Puelma Touzel^{1,4}Gauthier Gidel^{1,2}Eugene Vorontsov^{1,5}Yoshua Bengio^{1,2,6}Guillaume Lajoie^{1,7}

Abstract

A recent strategy to circumvent the exploding and vanishing gradient problem in RNNs, and to allow the stable propagation of signals over long time scales, is to constrain recurrent connectivity matrices to be orthogonal or unitary. This ensures eigenvalues with unit norm and thus stable dynamics and training. However this comes at the cost of reduced expressivity due to the limited variety of orthogonal transformations. We propose a novel connectivity structure based on the Schur decomposition and a splitting of the Schur form into normal and non-normal parts. This allows to parametrize matrices with unit-norm eigenspectra without orthogonality constraints on eigenbases. The resulting architecture ensures access to a larger space of spectrally constrained matrices, of which orthogonal matrices are a subset. This crucial difference retains the stability advantages and training speed of orthogonal RNNs while enhancing expressivity, especially on tasks that require computations over ongoing input sequences.

1 Introduction

Training recurrent neural networks (RNN) to process temporal inputs over long timescales is notoriously difficult. A central factor is the exploding and vanishing gradient problem (EVGP) [13, 4, 24], which stems from the compounding effects of propagating signals over many iterates of recurrent interactions. Several approaches have been developed to mitigate this issue, including the introduction of gating mechanisms (e.g. [15, 13]), purposely using non-saturating activation functions [5], and manipulating the propagation path of gradients [3]. Another way is to constrain connectivity matrices to be orthogonal (and more generally, unitary) leading to a class of models we refer to as *orthogonal RNNs* [22, 20, 19, 31, 16, 30, 10, 2]. Orthogonal RNNs have eigenspectra with unit norm, therefore helping to prevent exponential growth or decay in long products of Jacobians associated with EVGP. They perform exceptionally well on tasks requiring memorization of inputs over long time-scales [11] (outperforming gated networks) but struggle on tasks involving continued computations across

*Indicates first authors. Ordering determined by coin flip.

1: Mila, Canada

2: Université de Montréal, DIRO, Montreal, Canada

3: Université de Montréal, CIRRELT, Montreal, Canada

4: IVADO post-doctoral fellow

5: Ecole Polytechnique de Montréal, Montreal, Canada

6: CIFAR senior fellow

7: Université de Montréal, Département de Mathématiques et Statistiques, Montreal, Canada

Correspondence to: <lajoie@dms.umontreal.ca>

timescales. A contributing factor to this limitation is the mutually orthogonal nature of connectivity eigendirections which substantially limits the space of solutions available to orthogonal RNNs.

In this paper, we propose a first step toward a solution to this expressivity problem in orthogonal RNNs by allowing non-orthogonal eigenbases while retaining control of eigenvalues' norms. We achieve this by leveraging the *Schur* decomposition of the connectivity matrix, providing a separation into "diagonal" and "feed-forward" parts, with their own optimization constraints. Mathematically, this amounts to adding "non-normal" connectivity, and we call our novel architecture *non-normal RNN* (nnRNN). In linear algebra, a matrix is called *normal* if its eigenbasis is orthogonal, and *non-normal* if not. Orthogonal matrices are normal, with eigenvalues with norm one (i.e. on the unit circle). In recurrent networks, normal connectivity produces dynamics solely characterized by the eigenspectrum while non-normal connectivity allows transient expansion and compression. Transient dynamics have known computational advantages [12, 9], but orthogonal RNNs cannot produce them. The added flexibility in nnRNN allows such transients, and we show analytically how they afford additional expressivity to better encode complex inputs, while at the same time retaining efficient signal propagation to learn long-term dependencies. Through a series of numerical experiments, we show that the nnRNN provides two main advantages:

1. On tasks well suited for orthogonal RNNs, nnRNN learns orthogonal (normal) connectivity and matches state-of-the-art performance while training as fast as orthogonal RNNs.
2. On tasks requiring additional expressivity, non-normal connectivity emerges from training and nnRNN outperforms orthogonal RNNs.

From a parametric standpoint, this advantage can be attributed to the fact that the nnRNN has access to *all* matrices with unit-norm eigenspectra, of which orthogonal ones are only a subset.

2 Background

2.1 Unitary RNNs and constrained optimization

First outlined in [2] and inspired by [27, 32, 18], RNNs whose recurrent connectivity is determined by an orthogonal, or unitary matrix are a direct answer to the EVGP since their eigenspectra exactly lie on the complex unit circle. The same mechanism was invoked in a series of theoretical studies for deep and recurrent networks in the large size limit, showing that ideal regimes for effective network performance are those initialized with such spectral attributes [26, 25, 7]. By construction, orthogonal matrices and their complex-valued counterparts, unitary matrices, are isometric operators and do not expand or contract space, which helps to mitigate the EVGP. A central challenge to train unitary RNNs is to ensure that parameter updates are restricted to the manifolds satisfying orthogonality constraints known as *Stiefel* manifolds (see review in [14]). This is an active area of optimization research, and several techniques have been used for orthogonal or unitary RNN training. In [2], the authors construct connectivity matrices with long products of rotation matrices leveraging fast Fourier transforms. In [31, 30, 10], the scaled Cayley transform is used, which parametrizes weight matrices using skew-symmetric matrices that need to be inverted (c.f. [6] for an RNN implementation directly using skew-symmetric matrices). Another approach uses Householder reflections [22]. Recent studies also adapt some of these methods to the quaternion domain [23]. The methods listed above have their advantages by either being fast, or memory efficient, but suffer from only parametrizing a subset of all orthogonal (unitary) matrices. A novel approach considering the group of unitary matrices as a Lie group and leveraging a parametrization via the exponential map applied to its Lie algebra, addresses this problem and currently outperforms the rest on many tasks [19]. Still, of all matrices with unit-norm eigenvalues, unitary matrices are only a small subset and remain limited in their expressivity since they are restricted to isometric transformations [11]. This is why orthogonal RNNs, while performing better than a conventional RNN or LSTM at some tasks (e.g. copy task [13], or sequential MNIST [18]), struggle at more complex tasks requiring computations across multiple timescales.

2.2 Non-normal connectivity

Any diagonalizable matrix V can be expressed as $V = P\Theta P^{-1}$ where P 's columns are V 's eigenvectors and Θ is a diagonal matrix containing its eigenvalues. V is said to be *normal* if its eigenbasis is orthogonal and thus, $P^{-1} = P^\top$ and $V = P\Theta P^\top$. Orthogonal matrices are normal

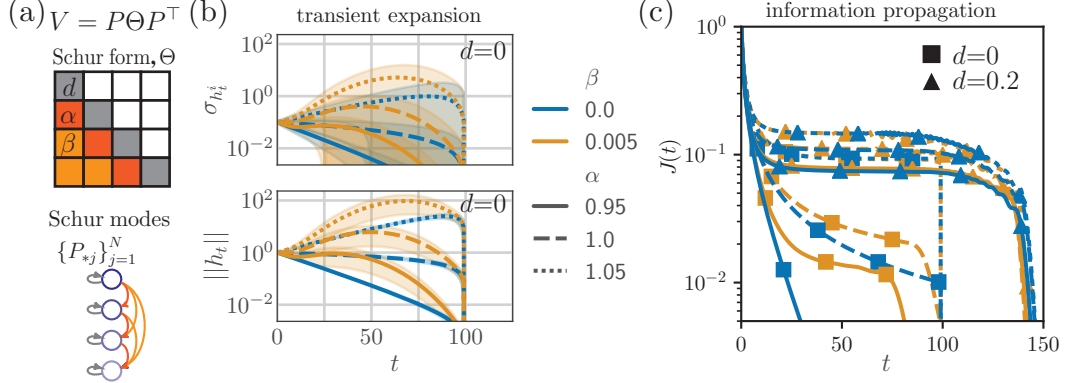


Figure 1: *Benefits of non-normal dynamics.* (a) The Schur decomposition provides the lower-triangular Schur form (top). A feed-forward interaction coupling among Schur modes underlies non-normal dynamics (bottom). (b) Lower triangle generates stronger transients. Trajectories of standard deviation across hidden units (top) and norm of hidden state vector (bottom) obtained from the dynamics of Eq. (1). Lines and shading are average and standard deviation, respectively, over 10^3 initial conditions uniformly distributed on the unit hypersphere. Parameters: $d = 0$. (c) Fisher memory curves across α and β (see legend in (b)) as computed by Eq. 7. Parameters: $d = 0$ (■), $d = 0.2$ (▲). $N = 100$ for (b) and (c).

matrices with eigenvalues on the unit circle. When a matrix is *non-normal*, it is diagonalized with a non-orthogonal basis. However, it is still possible to express it using an orthogonal basis at the cost of adding (lower) triangular structure to Θ . This is known as the *Schur* decomposition: for any matrix V , we have $V = P(\Lambda + T)P^\top$ with P an orthogonal matrix, Λ a diagonal matrix containing the eigenvalues, and T a strictly lower-triangular matrix.² In short, T contains the interactions between the orthogonal column vectors of P (called *Schur modes*). P and T are obtained from orthogonalizing the non-orthogonal eigenbasis of V , and do not affect the eigenspectrum. As a recurrent matrix, T represents purely feed-forward structure that produces strictly transient dynamics impossible to produce in normal (orthogonal) matrices. In other words, if a normal and non-normal matrix share exactly the same eigenspectrum, their long-term dynamics will be equivalent, but their short-term activity can differ greatly. We revisit this distinction in Section 3. It was exploited by [12] to analyze the decomposition of the activity of recurrent networks (in continuous time) into a normal part responsible for slow fluctuations, and a non-normal part producing fast, transient ones. How this mechanism propagates information was studied in [9] for stochastic linear dynamics. The authors show analytically that non-normal dynamics can lead to extensive memory traces, as measured by the Fisher information of the trajectory ensemble parametrized by the input signal. To the best of our knowledge, an explicit demonstration and explanation of the benefits of non-normal dynamics for learning in RNNs is lacking.

3 Non-normal matrices are more expressive and propagate information more robustly than orthogonal matrices

We now outline the role of non-normal dynamics exploited here. To provide mathematically-grounded intuition for the benefit it provides to learning, we first present a generic RNN dynamics,

$$\begin{aligned} h_{t+1} &= \phi(Vh_t + Ux_{t+1} + b) \\ V &= P\Theta P^\top, \quad \Theta = \Lambda + T \end{aligned} \quad (1)$$

where $h_t \in \mathbb{R}^N$ is the time-varying hidden state vector, ϕ is a nonlinear function, x_t is the input sequence projected into the dynamics via matrix U , and b is a bias (we omit the output for brevity). V is the matrix of recurrent weights, which in line with Section 2.2 we decompose into its lower-

²When eigenvalues and eigenvectors are complex, P is unitary and P^\top corresponds to conjugate transposition. However for any real V , it is possible to find an orthogonal (real) P with Λ being block-diagonal with 2×2 blocks instead of complex-conjugate eigenvalues.

triangular Schur form Θ in Eq. (1), with P orthogonal and Θ lower triangular. Θ has two parts: a (block) diagonal part Λ , and a strictly lower triangular part T .³

The Schur decomposition maps the hard problem of controlling the directions of a non-orthogonal basis to the easier problem of specifying interactions between fixed orthogonal modes. It is important to highlight the fact that an orthonormalization of the eigenbasis is just a change in representation and thus has no effect on the spectrum of V , which still lies on the diagonal of Λ . The triangular part T can thus be modified independently from the constraint (employed in orthogonal RNN approaches) that the spectrum have values equal or near 1. The ability to encode complex signals and then selectively recall past inputs is a basic requirement needed to solve many sequence-based tasks. Intuitively, the two features that allow systems to perform well in such tasks are:

1. High dimensional activity to better encode complex input.
2. Efficient signal propagation, to better learn long-term dependencies.

To illustrate how non-normal dynamics controlled by the entries in the lower triangle of T contribute to these two features, we consider a simplified linear case where $\phi(h_t) = h_t$ and Θ is parametrized as follows and illustrated in Fig. 1(a)):

$$(\Theta)_{i,j} = d\delta_{i,j} + \alpha\delta_{i,j+1} + \beta \sum_{2 \leq k \leq i} \delta_{i,j+k}. \quad (2)$$

Here, diagonal entries are set to d , sub-diagonal entries to α , and the remaining entries in the lower triangle to β . By varying α and β we will show how the lower triangle in T enhances expressivity and information propagation.

3.1 Non-normality drives expressive transients

RNNs can be made more expressive with stronger fluctuations of hidden state dynamics. The dependence of hidden state variance on the values of Θ was studied in depth in [12]. Here, we present experiments where the RNN parametrized by Eqs. (1), (2) exemplifies some of those results. We numerically compute a set of trajectories over a sampled ensemble of inputs with $x_t > 0$ for $t = 0$ and 0 otherwise. Without loss of generality we assume a form of U and distribution of x_0 that leads to input-dependent initial conditions on the unit hypersphere in the space of h_t . For $\alpha = 0.95, 1.0, 1.05$, $\beta = 0, 0.005$ and $d = 0$, we see that trajectories of single units exhibit increasing large transients with increasing α and β , that abruptly end at $t = N$ (Fig. 1(b)). The latter is a result of the nilpotent property of a strictly triangular matrix: each iteration removes the top entries in each column until $\Theta^N = 0$. Computing ensemble statistics, we find that α contributes significantly to the strength of the exponential amplification, while β structures the shape of the transient. This ability of T to both exhibit amplification, and to control its shape, is what endows the Schur form Θ with expressivity (see Section 5.3 for empirical evidence in trained nnRNNs).

3.2 Non-normality allows for efficient information propagation

Propagation of information in a network requires feed-forward interactions. Perhaps the most simple example of a feed-forward structure is the local feed-forward chain (also called *delay-line* [9]), where each mode feeds its signal only to the next mode in the chain ($\alpha > 0$, $\beta = 0$, $d = 0$; see Fig. 1(a)). In this case, we denote Θ by Θ_{delay} . As a consequence, signals feeding the first entry of Θ_{delay} propagate down the chain and are amplified or attenuated according to the values of these non-zero entries. Moreover, inputs from different time steps do not interact with each other thanks to this ordered propagation down the line. In contrast, the signal is not propagated across modes for dynamics given by a purely (block) diagonal Θ . It instead simply decays within the mode into which it was injected on the timescale intrinsic to that mode, which can be much less than the $O(N)$ timescale of the chain.

To quantify the efficiency with which a RNN can store inputs, we follow and extend the approach of [9]. For a given scalar-valued input sequence, $x_t = s_t + \xi_t$, $t \in \mathbb{N}$, composed of signal s_t and injected noise ξ_t , the noise ensemble induces the conditional distribution, $P(h_{:t}|s_{:t})$, over trajectories of hidden states, $h_{:t}$, given the received input, $s_{:t}$, where $:t$ subscript is short hand for ($k : k \leq t$).

³We use the real Schur decomposition but a similar treatment can be derived for the complex case.

Taking the signal sequence $s_{:t}$ as a set of parameters of a model, and $P(h_{:t}|s_{:t})$ as this model's likelihood, the corresponding Fisher information matrix that captures how $P(h_{:t}|s_{:t})$ changes with the input $s_{:t}$ is,

$$\mathbf{J}_{k,l}(s_{:t}) = \left\langle -\frac{\partial^2}{\partial s_k \partial s_l} \log P(h_{:t}|s_{:t}) \right\rangle_{P(h_{:t}|s_{:t})} \quad k, l \leq t. \quad (3)$$

The diagonal of this matrix, $J(t) := \mathbf{J}_{t,t}$ is called the Fisher memory curve (FMC) and has a simple interpretation: if a single signal s_0 is injected into the network at time 0, then $J(t)$ is the Fisher information that h_t retains about this single signal.

[9] proved that the delay line Θ_{delay} achieves the highest possible values for the FMC when $k \leq N$: $J(k) = \alpha^k \frac{\alpha-1}{\alpha^{k+1}-1}$. However, we show (proof in §B) that any strictly lower-triangular matrix may approach the performance of a delay line:

Proposition 1. *Let $\Theta \in \mathbb{R}^{N \times N}$ be any strictly lower-triangular matrix with $\sqrt{\alpha}$ on the lower diagonal and let $T_{\text{Gram}} \in \mathbb{R}^{N \times N}$ be the triangular matrix associated with the Gram–Schmidt orthogonalization process of the columns of Θ (thus with only 1 on the diagonal). Then,*

$$J(k) \geq \frac{\alpha^k}{\sigma_{\max}^{2(N-1)}} \frac{\alpha-1}{\alpha^{k+1}-1}, \quad (4)$$

where σ_{\max} is the maximum singular value of T_{Gram} .

Note that $\sigma_{\max} \geq 1$ and is equal to 1 for a delay line and close to 1 when Θ is close to a delay line. In Fig. 1(a) we present a class of matrices providing feed-forward interaction and compute the FMC of some matrices of this class in fig. 1(c). The delay line from [9] with $\alpha > 1$ (shown to be optimal for $t \leq N$) retains the most Fisher information across time up to time step N , when the nilpotency of Θ erases all information. As expected from Prop.1, non-zero β , which endows the dynamics with expressivity (Fig. 1(b)), does not significantly degrade the information propagation of the delay line. Interestingly, the addition of diagonal terms ($d > 0$), i.e. Λ non-zero, helps to maintain almost optimal values of the FMC for $t < N$, while extending the memory beyond $t = N$, and thus outperforming the delay line with regards to the area under the FMC (see Table 3 in the Appendix).

Together with the last section, these results demonstrate that non-normal dynamics, as parametrized through the entries in the lower triangle of Θ , provide significant benefits to expressivity and information propagation. What remains to show is how these benefits translate into enhanced performance of our nnRNN on actual tasks.

4 Implementing a non-normal RNN

The nnRNN is a standard RNN model where we parametrize the recurrent connectivity matrix V using its real Schur decomposition⁴ as in Eq. (1), yielding the form:

$$V = P \left(\begin{bmatrix} \mathcal{R}_1 & 0 & \dots & 0 \\ 0 & \mathcal{R}_2 & \dots & 0 \\ \vdots & \vdots & \ddots & \vdots \\ 0 & 0 & \dots & \mathcal{R}_{N/2} \end{bmatrix} + \begin{bmatrix} 0 & 0 & \dots & 0 \\ t_{2,1} & 0 & \dots & 0 \\ \vdots & \vdots & \ddots & \vdots \\ t_{N,1} & t_{N,2} & \dots & 0 \end{bmatrix} \right) P^\top \quad (5)$$

with

$$\mathcal{R}_i(\gamma_i, \theta_i) \stackrel{\text{def}}{=} \gamma_i \begin{bmatrix} \cos \theta_i & -\sin \theta_i \\ \sin \theta_i & \cos \theta_i \end{bmatrix},$$

where P is constrained to be an $N \times N$ orthogonal matrix. Each parameter above (including entries in P) is subject to optimization, as well as specific constraints outlined below. We note that although this parametrization uses the Schur form, we never explicitly compute Schur decompositions, which would be expensive and has stability issues.⁵ Note that Eq. 5 can express any matrix V with a set of complex-conjugate pairs of eigenvalues.

During training, the orthogonal matrix P is optimized using the expRNN algorithm [19], a Riemannian gradient descent-like algorithm operating inside the Stiefel manifold of orthogonal matrices. We

⁴See discussion for more details about complex-valued implementations.

⁵See §C for a discussion.

note that other suitable orthogonality-preserving algorithms could be used here (see Section 2) but we found `expRNN` to be the fastest and most stable. Instead of rigidly enforcing that eigenvalues be of unit norm, we found relaxing this constraint to be helpful. We therefore allow γ_i to be optimized but add a strong L2 regularization constraint $\delta ||1 - \gamma_i||_2^2$ to encourage them to be close to 1. The hyperparameter δ is tuned differently for each task (see supplemental materials) but remains high overall, indicating only mild departure from unit-norm eigenvalues. Both θ_i and t_{ij} are freely optimized via automatic differentiation. The non-linearity we use is *modReLU*, as defined in [2]. We initialize P as in [19] using Henaff or Cayley initialization scheme [11], θ_i from a uniform distribution between 0 and 2π , and γ_i 's are initialized at 1.

We reiterate that the set of orthogonal matrices is a subset of all the connectivity matrices covered by `nnRNN`, by setting all γ 's to 1, and $T = 0$. Consequently the connectivity matrix in `nnRNN` has more parameters than an orthogonal matrix: $N(N-1)/2$ for T , and $N/2$ γ_i 's, which in total gives roughly $N^2/2$ more parameters than orthogonal RNNs.

5 Numerical experiments

In this section, we test the performance of our `nnRNN` on various sequential processing tasks. We have two goals:

1. Establish the `nnRNN`'s ability to perform as well as orthogonal RNNs on tasks with pathologically long term dependencies: the copy task and the permuted sequential MNIST task.
2. Demonstrate improved performance over orthogonal RNNs on a more realistic task requiring ongoing computation and output: the Penn Tree Bank character-level benchmark.

We compare our `nnRNN` model to the following architectures: vanilla RNN (RNN), the orthogonally initialized RNN (RNN-orth) [11], the Efficient Unitary RNN (EURNN) [22], and the Exponential RNN (`expRNN`) [19]. Our goal is to establish performance for non-gated models, but we include LSTM [13] for reference. For comparison, models are separately matched in the number of hidden units and number of parameters. Every training run was tuned with a thorough optimization hyperparameter search. Model training and task setup are detailed in the Supplemental Material.

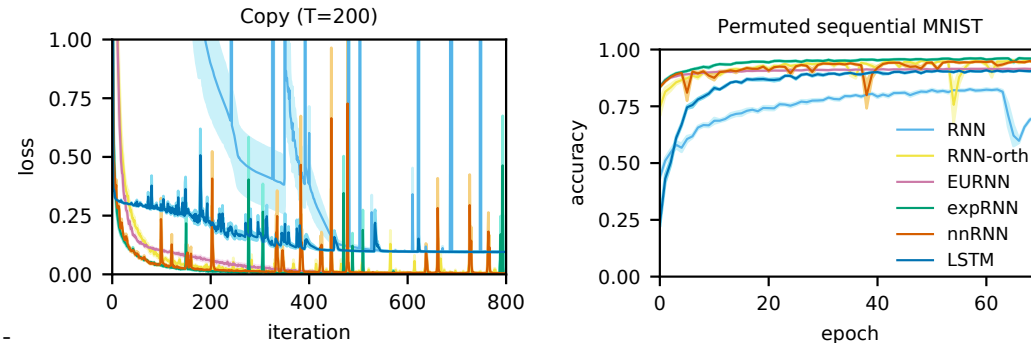


Figure 2: Holding the number N of hidden units constant, model performance is plotted for the copy task ($T=200$, left; cross-entropy loss; $N \sim 128$) and for the permuted sequential MNIST task (right; accuracy; $N \sim 512$). Shading indicates one standard error of the mean.

5.1 Copy task & Permuted sequential MNIST

The copy task, introduced in [13], requires that a model read a sequence of inputs, wait for some delay T (here we use $T = 200$), and then output the same sequence. Fig. 2 shows the cross entropy of each tested with $N = 128$ hidden units. We see little difference if we match the number of parameters with $\sim 18.9K$ (see Fig. 4 in Supplemental Material). For reference, a model that simply predicts a constant set of output tokens for every input sequence is expected to achieve a *baseline* loss of 0.095. As shown in [11], an orthogonal RNN is an optimal solution for the copy task. Indeed, the LSTM struggled to solve the task and RNN failed completely, unlike all orthogonal RNNs who learn to solve at very high performance very quickly. The proposed `nnRNN` matched the performance of orthogonal RNNs, as well as best training timescales.

Sequential MNIST [18] requires a model to classify an MNIST digit after reading the digit image one pixel at a time. The pixels are permuted in order to increase the time delay between inter-dependent pixels, making the task harder. Fig. 2 shows mean validation accuracy of each tested model with $N = 512$ hidden units (see Fig. 4 in Supplemental Material for parameter match). As with the copy task, the nnRNN matches orthogonal RNNs in performance, whereas RNN and LSTM show lesser performances.

5.2 Penn Tree Bank (PTB) character-level prediction

Character level language modelling with the Penn Treebank Corpus (PTB) [21] consists of predicting the next character in a sequence of text (see Supplemental Material for test accuracy). We compare the performance of different models on this task in Table 1 in terms of test mean bits per character (BPC), where lower BPC indicates better performance. We compare truncated backpropagation through time over 150 time steps and over 300 time steps.

Model	Test Bit per Character (BPC)			
	Fixed # params ($\sim 1.32\text{M}$)		Fixed # hidden units ($N = 1024$)	
	$T_{PTB} = 150$	$T_{PTB} = 300$	$T_{PTB} = 150$	$T_{PTB} = 300$
RNN	2.89 ± 0.002	2.90 ± 0.0016	2.89 ± 0.002	2.90 ± 0.002
RNN-orth	1.62 ± 0.004	1.66 ± 0.006	1.62 ± 0.004	1.66 ± 0.006
EURNN	1.61 ± 0.001	1.62 ± 0.001	1.69 ± 0.001	1.68 ± 0.001
expRNN	1.49 ± 0.008	1.52 ± 0.001	1.51 ± 0.005	1.55 ± 0.001
nnRNN	1.47 ± 0.003	1.49 ± 0.002	1.47 ± 0.003	1.49 ± 0.002

Table 1: PTB test performance: Bit per Character (BPC), for sequence lengths $T_{PTB} = 150, 300$. Two comparisons across models shown: fixed number of parameters (left), and fixed number of hidden units (right). Error range indicates standard error of the mean.

In contrast to the copy and psMNIST tasks (see Subsections 5.1), the PTB task requires online computation across several inputs received in the past. Furthermore, it is a task that demands an output from the network at each time step, as opposed to a prompted one. These ingredients are not particularly well-suited for orthogonal transformations since it is not enough to simply keep inputs in memory or integrate input paths to a classification outcome, the network must transform past inputs to compute a probability distribution. Gated networks are well-suited for such tasks, and we could get an LSTM with $N = 1024$ hidden units to achieve 1.37 ± 0.003 BPC (see Section 6 for a discussion).

Importantly, without the use of gating mechanisms, our nnRNN outperformed all other models we tested. To our knowledge, it also surpasses all reported performances for other non-gated models. While the performance gap to expRNN (the state-of-the-art orthogonal RNN) is modest for equal number of parameters and shorter time scale ($T_{PTB} = 150$), it appreciatively improves for $T_{PTB} = 300$. Where the nnRNN shines is for equal numbers of hidden units, where the performance gap to expRNN is much greater. This suggests two things (i) the nnRNN improves propagation of *meaningful* signals over longer time scales, and (ii) it’s connectivity structure provides superior expressivity for a fixed number of neurons, a desirable feature for efficient model deployment. In the next section, we explore the structure of trained nnRNN weights to illustrate that the mechanisms responsible for this performance gain are consistent with the arguments presented in Section 3.

5.3 Analysis of learned connectivity structure

To validate the theoretical arguments in favor of non-normal dynamics presented in Section 3, we take a look at the connectivity structure that emerges from our training procedure (see Section 4). Fig. 3 (and 5, cf. supplemental materials) shows the triangular Schur form $\Theta = \Lambda + T$ of the recurrent connectivity matrix $V = P\Theta P^T$, at the end of training. For the copy task, Θ is practically composed of 2×2 rotation blocks along its diagonal (i.e. $T = 0$). This indicates that the learned dynamics are normal, and orthogonal. In contrast, for the PTB task we find that the lower triangular part T shows a lot of structure, indicating that non-normal transient dynamics are used to solve the prediction task.

The structure of the distributions of elements of T away from the diagonal highlights the nature of the tasks. The network distributes the angles roughly uniformly in the case of the copy task, consistent with the explicit optimal solution that involves such a distribution of rotations [11]. For the PTB task however, the angles strongly align, promoting the delay-line motif in Θ , shown in Section 3

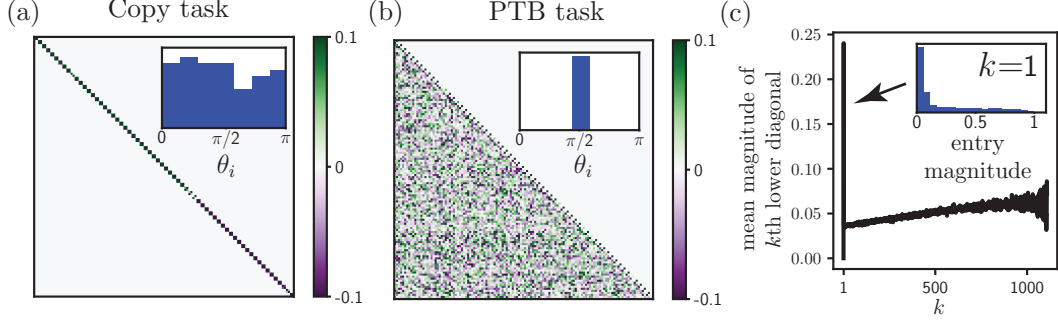


Figure 3: *Learned Θ s show decomposition into Λ and T .* Elements of learned Θ matrix entries for copy task (a) are concentrated on the diagonal, and distributed in the lower triangle for the PTB task (b). Insets in (a) and (b) show the distribution of eigenvalues angles θ_i (c.f. Eq. 4). (c) The mean magnitude of entries along the k th sub-diagonal of the lower triangle in (b) shows both a delay-line and lower triangle component. Inset: the distribution of entry magnitudes along the delay line is bimodal from its two contributions: the cosine of uniformly distributed angles, and the relatively small, but significant pure delay line entries.

to be optimal for the information propagation useful for character prediction. This is more clearly demonstrated by the mean absolute value of entries away from the diagonal, shown in Fig. 3. The rest of the triangle also shows structure, consistent with our proof that the lower triangle and delay line can jointly contribute to information propagation.

In summary, these findings indicate that when tasks are well-suited for isometric transformations (e.g. storing things in memory for later recall) the nnRNN easily learns to eliminate non-normal dynamics and restricts itself to the set of orthogonal matrices. Moreover, it does so without any penalty on learning speed, as shown in Fig. 2. However, when tasks require online computations, non-normal dynamics come into play and enable transient activity to be shaped for computations.

6 Discussion

With the nnRNN, we showed that augmenting orthogonal recurrent connectivity matrices with non-normal terms increases the flexibility of a recurrent network. We compared the nnRNN’s performance to several other recurrent models on distinct tasks; some that are well suited for orthogonal RNNs, and another that targets their limitations. We find that non-normal structure affords two distinct improvements for nnRNNs:

1. *Preservation of advantages from purely orthogonal RNNs* (long-term gradient propagation; fast learning on tasks involving long-term memory)
2. *Compared to orthogonal RNNs, increased expressivity on tasks requiring online computations thanks to transient dynamics.*

To better understand why this is, we derived analytical expressions that outline the role of non-normal dynamics that were corroborated by an analysis of nnRNN connectivity structure after training. Importantly, the nnRNN leverages existing optimization algorithms for orthogonal matrices with increased scope, all the while retaining learning speed.

The principal contribution of this paper is not to report major gains in performance as measured by tests, but rather to convincingly outline a promising novel direction for spectrally constrained RNNs. This spans the expressivity and ability to handle long-term dependencies of orthogonal RNNs on one hand, and completely unconstrained RNNs on the other. The nnRNN is a first step toward a trainable RNN parametrization where regularization over the eigenspectrum is readily available while conserving the flexibility of arbitrary eigenbases. This allows explicit control over quantities with direct impact on gradient propagation and expressivity, providing a promising RNN toolbox. Unlike the orthogonal RNNs present in our tests, which have benefited over the years from a series of algorithmic improvements, our nnRNN is basic in its implementation, and presents a number of areas for direct improvement. These include (i) using a complex-valued parametrization as in [2], (ii) exploring better initializations, and (iii) identifying helpful regularization schemes for the non-normal part. Beyond these, we should mention that the Schur decomposition presents implicit instabilities

which can jeopardize training when eigenbases become degenerate (see Supplemental material). Simple perturbation schemes to prevent this should greatly improve performance.

Finally, we acknowledge that on a number of time-dependent tasks, gated recurrent networks such as the LSTM or the GRU [15] have clear advantages (see also [28] for a derivation of gated dynamics from first principles). Building on these, there is promising evidence that combining orthogonal connectivity with gates can greatly help learning [15]. This further motivates the development of spectrally constrained recurrent architectures to be combined with gating, thereby optimizing the efficiency of gradient propagation and expressivity with both explicit mechanisms, and implicit structure. Ongoing work in this direction is under way, leveraging our nnRNN findings.

Acknowledgments

We would like to thank Tim Cooijmans, Sarath Chandar, Jonathan Binas, Anirudh Goyal, César Laurent and Tianyu Li for useful discussions. YB acknowledges CIFAR support. GL is funded by an NSERC Discovery Grant (RGPIN-2018-04821), an FRQNT Young Investigator Startup Program (2019-NC-253251), and an FRQS Research Scholar Award, Junior 1 (LAJGU0401-253188).

References

- [1] E. Anderson, Z. Bai, C. Bischof, L. S. Blackford, J. Demmel, Jack J. Dongarra, J. Du Croz, S. Hammarling, A. Greenbaum, A. McKenney, and D. Sorensen. *LAPACK Users' Guide (Third Ed.)*. Society for Industrial and Applied Mathematics, Philadelphia, PA, USA, 1999. ISBN 0-89871-447-8.
- [2] Martin Arjovsky, Amar Shah, and Yoshua Bengio. Unitary evolution recurrent neural networks. In *Proceedings of the 33rd International Conference on International Conference on Machine Learning - Volume 48, ICML'16*, pages 1120–1128. JMLR.org, 2016. URL <http://dl.acm.org/citation.cfm?id=3045390.3045509>.
- [3] Devansh Arpit, Bhargav Kanuparthi, Giancarlo Kerg, Nan Rosemary Ke, Ioannis Mitliagkas, and Yoshua Bengio. h-detach: Modifying the LSTM Gradient Towards Better Optimization. *ICLR*, 2019.
- [4] Y Bengio, P Simard, and P Frasconi. Learning long-term dependencies with gradient descent is difficult. *IEEE Transactions on Neural Networks*, 5(2):157–166, 1994.
- [5] Sarath Chandar, Chinnadhurai Sankar, Eugene Vorontsov, Samira Ebrahimi Kahou, and Yoshua Bengio. Towards Non-saturating Recurrent Units for Modelling Long-term Dependencies. *AAAI*, 2019.
- [6] Bo Chang, Minmin Chen, Eldad Haber, and Ed H Chi. AntisymmetricRNN: A Dynamical System View on Recurrent Neural Networks. *ICLR*, 2019.
- [7] Minmin Chen, Jeffrey Pennington, and Samuel S Schoenholz. Dynamical Isometry and a Mean Field Theory of RNNs: Gating Enables Signal Propagation in Recurrent Neural Networks. *ICML*, 2018.
- [8] Surya Ganguli, Dongsung Huh, and Haim Sompolinsky. Memory traces in dynamical systems. *Proceedings of the National Academy of Sciences of the United States of America*, 105(48):18970–18975, December 2008.
- [9] Surya Ganguli, Dongsung Huh, and Haim Sompolinsky. Memory traces in dynamical systems. *Proceedings of the National Academy of Sciences*, 105(48):18970–18975, 2008. ISSN 0027-8424. doi: 10.1073/pnas.0804451105. URL <https://www.pnas.org/content/105/48/18970>.
- [10] Kyle Helfrich, Devin Willmott, and Qiang Ye. Orthogonal Recurrent Neural Networks with Scaled Cayley Transform. *ICML*, 2018.
- [11] Mikael Henaff, Arthur Szlam, and Yann LeCun. Recurrent orthogonal networks and long-memory tasks. In Maria Florina Balcan and Kilian Q. Weinberger, editors, *Proceedings of The*

- 33rd International Conference on Machine Learning, volume 48 of *Proceedings of Machine Learning Research*, pages 2034–2042, New York, New York, USA, 20–22 Jun 2016. PMLR. URL <http://proceedings.mlr.press/v48/henaff16.html>.
- [12] Guillaume Hennequin, Tim P. Vogels, and Wulfram Gerstner. Non-normal amplification in random balanced neuronal networks. *Phys. Rev. E*, 86:011909, Jul 2012. doi: 10.1103/PhysRevE.86.011909. URL <https://link.aps.org/doi/10.1103/PhysRevE.86.011909>.
 - [13] Sepp Hochreiter and Jürgen Schmidhuber. Long short-term memory. *Neural Comput.*, 9(8):1735–1780, November 1997. ISSN 0899-7667. doi: 10.1162/neco.1997.9.8.1735. URL <http://dx.doi.org/10.1162/neco.1997.9.8.1735>.
 - [14] Bo Jiang and Yu-Hong Dai. A framework of constraint preserving update schemes for optimization on Stiefel manifold. *Mathematical Programming*, 153(2):1–41, April 2015.
 - [15] L Jing, C Gulcehre, J Peurifoy, Y Shen, M Tegmark Neural, and 2019. Gated orthogonal recurrent units: On learning to forget. *Neural Computations*, 2019.
 - [16] Li Jing, Yichen Shen, John Peurifoy, Scott Skirlo, Yann LeCun, and Max Tegmark. Tunable Efficient Unitary Neural Networks (EUNN) and their application to RNNs. *ICML*, 2017.
 - [17] Peter D. Lax. *Linear Algebra and Its Applications*. John Wiley & Sons, 2007.
 - [18] Quoc V Le, Navdeep Jaitly, and Geoffrey E Hinton. A simple way to initialize recurrent networks of rectified linear units. *arXiv*, 2015.
 - [19] Mario Lezcano-Casado and David Martínez-Rubio. Cheap Orthogonal Constraints in Neural Networks: A Simple Parametrization of the Orthogonal and Unitary Group. *ICML*, 2019.
 - [20] Kehelwala D G Maduranga, Kyle E Helfrich, and Qiang Ye. Complex Unitary Recurrent Neural Networks using Scaled Cayley Transform. *AAAI*, 2019.
 - [21] Mitchell P. Marcus, Mary Ann Marcinkiewicz, and Beatrice Santorini. Building a large annotated corpus of english: The penn treebank. *Comput. Linguist.*, 19(2):313–330, June 1993. ISSN 0891-2017. URL <http://dl.acm.org/citation.cfm?id=972470.972475>.
 - [22] Zakaria Mhammedi, Andrew Hellicar, Ashfaqur Rahman, and James Bailey. Efficient Orthogonal Parametrisation of Recurrent Neural Networks Using Householder Reflections. *ICML*, 2017.
 - [23] Titouan Parcollet, Mirco Ravanelli, Mohamed Morchid, Georges Linarès, Chiheb Trabelsi, Renato De Mori, and Yoshua Bengio. Quaternion Recurrent Neural Networks. *ICLR*, 2019.
 - [24] R Pascanu, T Mikolov, and Y Bengio. On the difficulty of training recurrent neural networks. *ICML*, 2013.
 - [25] Jeffrey Pennington, Samuel S Schoenholz, and Surya Ganguli. Resurrecting the sigmoid in deep learning through dynamical isometry: theory and practice. *Advances in Neural Information Processing Systems*, 2017.
 - [26] Maithra Raghu, Ben Poole, Jon Kleinberg, Surya Ganguli, and Jascha Sohl Dickstein. On the expressive power of deep neural networks. In *ICML*, 2017.
 - [27] Andrew M Saxe, James L McClelland, and Surya Ganguli. Exact solutions to the nonlinear dynamics of learning in deep linear neural networks. *ICLR*, 2014.
 - [28] Corentin Tallec and Yann Ollivier. Can recurrent neural networks warp time? *ICLR*, 2018.
 - [29] Eugene Vorontsov, Chiheb Trabelsi, Samuel Kadoury, and Chris Pal. On orthogonality and learning recurrent networks with long term dependencies. *arXiv.org*, January 2017.
 - [30] Eugene Vorontsov, Chiheb Trabelsi, Samuel Kadoury, and Christopher Pal. On orthogonality and learning rnn with long term dependencies. *ICML*, 2017.

- [31] Scott Wisdom, Thomas Powers, John R Hershey, Jonathan Le Roux, and Les Atlas. Full-Capacity Unitary Recurrent Neural Networks. *Advances in Neural Information Processing Systems*, 2016.
- [32] Z. Yang, M. Moczulski, M. Denil, N. d. Freitas, A. Smola, L. Song, and Z. Wang. Deep fried convnets. In *ICCV*, 2015.

Supplemental Material for:
Non-normal Recurrent Neural Network (nnRNN): learning long time dependencies while improving expressivity with transient dynamics

A Task setup and training details

All code freely available at https://github.com/nnRNN/nnRNN_release.

A.1 Copy task

For the copy task, networks are presented with an input sequence x_t of length $10 + T_c$. For $t = 1, \dots, 10$, x_t can take one of 8 distinct values $\{a_i\}_{i=1}^8$. For the following $T_c - 1$ time steps, x_t takes the same value a_9 . At $t = T_c$, a cue symbol $x_t = a_{10}$ prompts the model to recall the first 10 symbols and output them sequentially in the same order they were presented. Models are trained to minimize the average cross entropy loss of symbol recalls. A model that simply predicts a constant set of output tokens for every input sequence would achieve a *baseline* loss of $\frac{10 \log(8)}{T+20}$. All models were trained using a mini batch size of 10. All non-gated models except "RNN" were initialized such that the recurrent network was orthogonal. The non-normal RNN had it's orthogonal weight matrix initialized as in expRNN with the log weights initialized using Henaff initialization. Importantly, all non-gated models used the *modReLU* activation function for state-to-state transitions. This is critical for the copy task since a nonlinearity makes the task very difficult to solve [29] and *modReLU* acts as identity at initialization. Fig. 4 (left) shows cross entropy loss for all models throughout training when the number of parameters is held constant. Model and training hyperparameters are summarized in Table 2.

Model	hid	LR	LR orth	α	δ	T decay	V init
nnRNN	128	0.0005	10^{-6}	0.99	0.0001	10^{-6}	Henaff
expRNN	128	0.001	0.0001	0.99			Henaff
expRNN	176	0.001	0.0001	0.99			Henaff
LSTM	128	0.0005		0.99			Glorot Normal
LSTM	63	0.001		0.99			Glorot Normal
RNN Orth	128	0.0002		0.99			Random orth
EURNN	128	0.001		0.5			
EURNN	256	0.001		0.5			
RNN	128	0.001		0.9			Glorot Normal

Table 2: Hyperparameters for the copy task. Here, "hid" is hidden state size, "LR" is learning rate, "LR orth" is the learning rate of the orthogonal transition matrix (its skew symmetric matrix), α is the smoothing parameter of RMSprop, δ is as in equation 5, T decay is the weight of the L2 penalty applied on T in equation 5, and "V init" is the initialization scheme for the state transition matrix.

A.2 Sequential MNIST classification task

The sequential MNIST task [18] measures the ability of an RNN to model complex long term dependencies. In this task, each pixel is fed into the network one at a time, after which the network must classify the digit. Permutation increases the difficulty of the problem by applying a fixed permutation to the sequence of the pixels, which creates longer term dependencies between the pixels. We train this task for all networks using mini batch sizes of 100. All non-gated networks except "RNN" were initialized with orthogonal recurrent weight matrices using Cayley initialization[10]. The non-normal RNN has it's orthogonal weight matrix initialized as in [19] with the log weights initialized using Cayley initialization. Fig. 4 (right) shows validation accuracy for all models throughout training when the number of parameters is held constant. Model and training hyperparameters are summarized in Table 3.

A.3 Penn Tree Bank character prediction task

The Penn Tree Bank character prediction task is that of predicting the next character in a text corpus at every character position, given all previous text. We trained all models sequentially on the entire

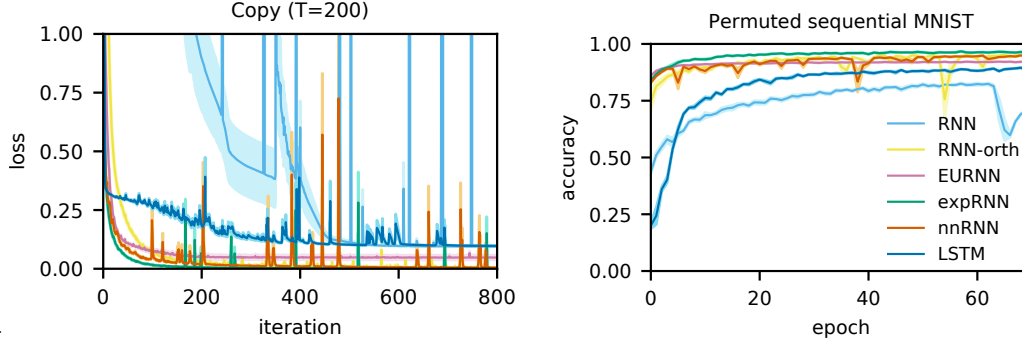


Figure 4: Holding the number of parameters constant, model performance is plotted for the copy task ($T=200$, left; cross-entropy loss; 18.9K parameters) and for the permuted sequential MNIST task (right; accuracy; 269K parameters). Shading indicates one standard error of the mean.

Model	hid	LR	LR orth	α	δ	T decay	V init
nnRNN	512	0.00015	$1.5 * 10^{-5}$	0.99	0.15	0.0001	Cayley
expRNN	512	0.0005	$5 * 10^{-5}$	0.99			Cayley
expRNN	722	0.0005	$5 * 10^{-5}$	0.99			Cayley
LSTM	512	0.0005		0.9			Glorot Normal
LSTM	257	0.0005		0.9			Glorot Normal
RNN Orth	512	$5 * 10^{-5}$		0.99			Random orth
EURNN	512	0.0001		0.9			
EURNN	1024	0.0001		0.9			
RNN	512	0.0001		0.9			Glorot Normal

Table 3: Hyperparameters for the permuted sequential mnist task. Here, "hid" is hidden state size, "LR" is learning rate, "LR orth" is the learning rate of the orthogonal transition matrix (its skew symmetric matrix), α is the smoothing parameter of RMSprop, δ is as in equation 5, T decay is the weight of the L2 penalty applied on T in equation 5, and "V init" is the initialization scheme for the state transition matrix.

corpus, splitting it into sequences of length 150 or 300 for truncated backpropagation through time. Consequently, the initial hidden state for a sequence is the last hidden state produced from its preceding sequence. All models were trained for 100 epochs with a mini batch size of 128. Following training, for each model, the state which yielded the best performance on the validation data was evaluated on the test data. Table 2 reports the same performance for the same model states as in Table 1 in the main text but presents test accuracy instead of BPC. Model and training hyperparameters are summarized in Table 5.

Model	Test Accuracy			
	Fixed # params ($\sim 1.32M$)		Fixed # hidden units ($N = 1024$)	
	$T_{PTB} = 150$	$T_{PTB} = 300$	$T_{PTB} = 150$	$T_{PTB} = 300$
RNN	40.01 ± 0.026	39.97 ± 0.025	40.01 ± 0.026	39.97 ± 0.025
RNN-orth	66.29 ± 0.07	65.53 ± 0.09	66.29 ± 0.07	65.53 ± 0.09
EURNN	65.68 ± 0.002	65.55 ± 0.002	64.01 ± 0.002	64.20 ± 0.003
expRNN	68.07 ± 0.15	67.58 ± 0.04	67.51 ± 0.11	66.89 ± 0.024
nnRNN	68.78 ± 0.0006	68.52 ± 0.0004	68.78 ± 0.0006	68.52 ± 0.0004

Table 4: PTB test performance: Test Accuracy, for sequence lengths $T_{PTB} = 150, 300$. Two comparisons across models shown: fixed number of parameters (left), and fixed number of hidden units (right). Error range indicates standard error of the mean.

Model	hid	LR	LR orth	α	δ	T decay	V init
Length 150							
nnRNN	1024	0.0008	$8 * 10^{-5}$	0.9	1	0.0001	Cayley
expRNN	1024	0.005	0.0001	0.9			Cayley
expRNN	1386	0.005	0.0001	0.9			Cayley
LSTM	1024	0.008		0.9			Glorot Normal
LSTM	475	0.001		0.99			Glorot Normal
RNN Orth	1024	0.0001		0.9			Random orth
EURNN	1024	0.001		0.9			
EURNN	2048	0.001		0.9			
RNN	1024	10^{-5}		0.9			Glorot Normal
Length 300							
nnRNN	1024	0.0008	$6 * 10^{-5}$	0.9	0.0001	0.0001	Cayley
expRNN	1024	0.005	0.0001	0.9			Cayley
expRNN	1386	0.005	0.0001	0.9			Cayley
LSTM	1024	0.008		0.9			Glorot Normal
LSTM	475	0.003		0.9			Glorot Normal
RNN Orth	1024	0.0001		0.9			Cayley
EURNN	1024	0.001		0.9			
EURNN	2048	0.001		0.9			
RNN	1024	$1 * 10^{-5}$		0.9			Glorot Normal

Table 5: Hyperparameters for the Penn Tree Bank task (at 150 and 300 time step truncation for gradient backpropagation). Here, "hid" is hidden state size, "LR" is learning rate, "LR orth" is the learning rate of the orthogonal transition matrix (its skew symmetric matrix), α is the smoothing parameter of RMSprop, δ is as in equation 5, T decay is the weight of the L2 penalty applied on T in equation 5, and "V init" is the initialization scheme for the state transition matrix.

A.4 Hyperparameter search

For all models with a state transition matrix that is initialized as orthogonal (nnRNN, expRNN, RNN-orth), three orthogonal initialization schemes were tested: (1) random, (2) Cayley, and (3) Henaff. Random initialization is achieved by sampling a random matrix whose QR decomposition yields an orthogonal matrix with positive determinant 1 and then mapping this orthogonal matrix via a matrix logarithm to the skew symmetric parameter matrix used in expRNN. Cayley and Henaff initializations initialize this skew symmetric matrix as described in [19]. The vanilla RNN is also tested with a Glorot Normal initialization, with the model then referred to as simply "RNN".

For training, learning rates were searched between 0.01 and 0.0001 in increments of 0.0001, 0.0002 or $10\times$; the learning rate for the orthogonal matrix was always kept near $10\times$ lower; and RMSprop was used as the optimizer with smoothing parameter α as 0.5, 0.9, or 0.99. In equation 5, δ was searched in 0, 0.0001, 0.001, 0.01, 0.1, 0.15, 1.0, 10; the L2 decay on the strictly lower triangular part of the transition matrix T was searched in 0, 10^{-6} , 10^{-5} , 10^{-4} .

B Fisher Memory Curves for strictly lower-triangular matrices

Let, Θ be a strictly lower triangular matrix such that $[\Theta]_{i+1,i} = \sqrt{\alpha}$ for $1 \leq i \leq N-1$ and A be the associated lower triangular Gram-Schmidt orthogonalization matrix. We have that,

$$\Theta = DA \quad (6)$$

where D is the delay line, $D_{i+1,i} = \sqrt{\alpha}$ and $A_{i,i} = 1$ for $1 \leq i \leq N$. Let us recall the expression of $J(k)$ for independent Gaussian noise derived by [8, Eq. 3],

$$J(k) = U^T (\Theta^k)^\top C_n^{-1} \Theta^k U, \quad \text{where} \quad C_n = \epsilon \sum_{k=0}^{\infty} \Theta^k (\Theta^k)^\top, \quad (7)$$

and $U = [1, 0, \dots, 0]$ is the source. We have that for any vector u ,

$$u^\top C_n u = \epsilon \sum_{k=0}^{\infty} ((D^k)^\top u)^\top A A^\top ((D^k)^\top u) \quad (8)$$

$$= \epsilon \sum_{k=0}^{N-1} ((D^k)^\top u)^\top A A^\top ((D^k)^\top u) \quad (9)$$

$$\leq \epsilon \sigma_{\max}^{2(N-1)}(A) \sum_{k=0}^{N-1} u^\top D^k (D^k)^\top u \quad (10)$$

where for the first equality we used the fact that Θ is nilpotent and for the last inequality the fact that $\sigma_{\max}(A) \geq 1$. Recall that for two symmetric matrices we define: $A \succeq B$ if and only if $A - B$ is positive semidefinite. By definition we have,

$$C_n \preceq \epsilon \sigma_{\max}^{2(N-1)}(A) \sum_{k=0}^{\infty} D^k (D^k)^\top = \epsilon \sigma_{\max}^{2(N-1)}(A) \left(\text{diag}(1, \frac{1-\alpha^2}{1-\alpha}, \dots, \frac{1-\alpha^N}{1-\alpha}) \right) \quad (11)$$

where the last equality is due to $[D^k (D^k)^\top]_{i,j} = \alpha^k$ if $i = j \leq N - k + 1$ and 0 otherwise. Thus using [17, Theorem 2 P. 146] we can take the inverse to get,

$$C_n^{-1} \succeq \frac{1}{\epsilon \sigma_{\max}^{2(N-1)}(A)} \left(\text{diag}(1, \frac{1-\alpha^2}{1-\alpha}, \dots, \frac{1-\alpha^N}{1-\alpha}) \right)^{-1} = \frac{1}{\epsilon \sigma_{\max}^{2(N-1)}(A)} \text{diag}(1, \frac{1-\alpha}{1-\alpha^2}, \dots, \frac{1-\alpha}{1-\alpha^N})$$

Finally, using that $\Theta^k U = [\underbrace{0, \dots, 0}_k, \sqrt{\alpha^k}, *, \dots, *]$, we have that for $0 \leq k \leq N - 1$,

$$J(k) = U^\top (\Theta^k)^\top C_n^{-1} \Theta^k U \quad (12)$$

$$\geq \frac{1}{\epsilon \sigma_{\max}^{2(N-1)}(A)} \alpha^k \frac{\alpha - 1}{\alpha^{k+1} - 1}. \quad (13)$$

α	β	d	$J_{\text{tot}} = \sum_{t=0}^{\infty} J(t)$
0.95	0.0	0.0	3.03
1.00	0.0	0.0	5.19
1.05	0.0	0.0	12.1
0.95	0.005	0.0	3.18
1.00	0.005	0.0	5.30
1.05	0.005	0.0	12.1
0.95	0.0	0.2	12.0
1.00	0.0	0.2	16.2
1.05	0.0	0.2	20.5
0.95	0.005	0.2	12.1
1.00	0.005	0.2	16.3
1.05	0.005	0.2	20.4

Table 6: Fisher memory curve performance: Shown is the sum of the FMC for the models considered in section 3.

C Numerical instabilities of the Schur decomposition

The Schur decomposition is computed via multiple iterations of the QR algorithm. The QR algorithm is known to be *backward stable*, which gives accurate answers as long as the eigenvalues of the matrix at hand are well-conditioned, as is explained in [1].

Eigenvalue-sensitivity is measured by the angle formed between the left and right eigenvectors of the same eigenvalues. Normal matrices have coinciding left and right eigenvectors but non-normal

matrices do not, and thus certain non-normal matrices such as the Grcar matrix have very high eigenvalue-sensitivity, and thus gives rise to inaccuracies in the Schur decomposition.

This motivates training the connectivity matrix in the Schur decomposition directly instead of applying the Schur decomposition in a separate step.

D Learned connectivity structure on psMNIST

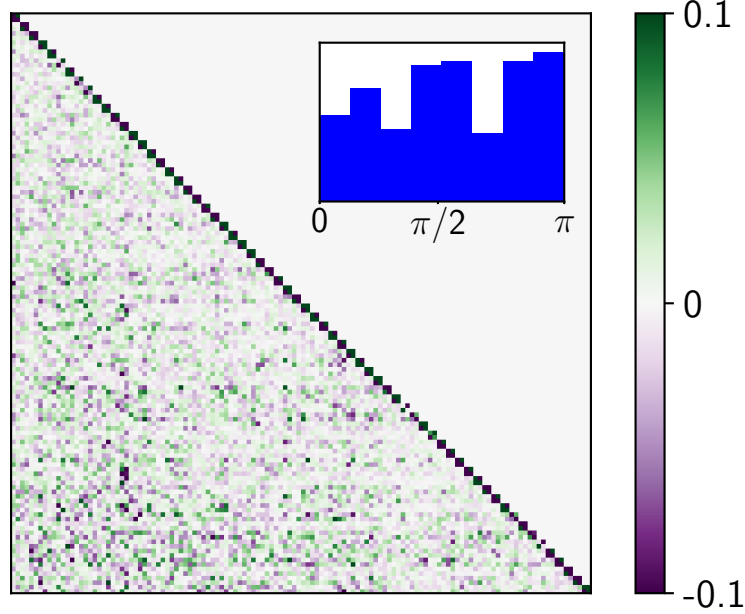


Figure 5: *Learned Θ on psMNIST task. Inset: angles θ_i distribution of block diagonal rotations. (c.f. Eq.4).*

For completeness, let us take a look at the Schur matrix after training on psMNIST in Fig. 5. We can see that the distribution of learned angles in the rotation blocks is rather flat, and thus is very different from the distribution learned in the PTB task, as can be seen in Fig. 3. The flatness in distribution comes somewhat close to the flatness of the learned angle distribution in the copy task. In other words, the angle distribution in the PTB task is highly structured, while in the Copy task and psMNIST task, it seems to be close to uniform.

Furthermore, we can also observe that the connectivity structure learned in the lower triangle is significantly weaker in the psMNIST task than in the PTB task, while not being completely absent as in the copy task.

Thus it seems that we can spot a spectrum of connectivity structure:

- the Copy task, with no connectivity structure in the lower triangle, close to uniform angle distribution and the absence of a delay line, on the one end.
- the PTB task, with a lot of connectivity structure in the lower triangle, a very narrow angle distribution and the presence of a delay line, on the other end.

For the psMNIST task, it appears that we are located somewhere in the middle of that spectrum.