

Alfven-like waves along normal-superconductor phase boundaries

J. E. Hirsch

Department of Physics, University of California, San Diego, La Jolla, CA 92093-0319

Alfven waves are transverse magneto-hydrodynamic waves resulting from motion of a conducting fluid in direction perpendicular to an applied magnetic field, that propagate along the magnetic field direction. I propose that Alfven-like waves can propagate along normal-superconductor phase boundaries in the presence of a magnetic field. This requires charge flow and backflow across the normal-superconductor phase boundary when the boundary moves, which is predicted by the theory of hole superconductivity but not by the conventional theory of superconductivity. The magnetic field and the domain wall energy provide elasticity, and the normal charge carriers' effective mass provides inertia. It is essential that the normal state charge carriers are holes. I propose an experimental search for Alfven-like waves in superconductors.

PACS numbers:

I. INTRODUCTION

In a perfectly conducting fluid, magnetic field lines are frozen into the fluid and move together with the fluid (Alfven's theorem) [1]. If the fluid is initially at rest in a uniform magnetic field and a small velocity transverse to the magnetic field is induced, it acts as a source for propagation of a transverse magneto-hydrodynamic wave in the direction of the magnetic field, called an Alfven wave [2]. One may think of the magnetic field lines as strings in tension, the transverse fluid motion drags the magnetic field lines and creates curvature in them, and they will snap back as if they were elastic strings, dragging the fluid along. The backward motion overshoots due to the fluid's inertia and oscillatory motion results, just like with a massive elastic string. Figure 1 shows qualitatively the physics that is involved.

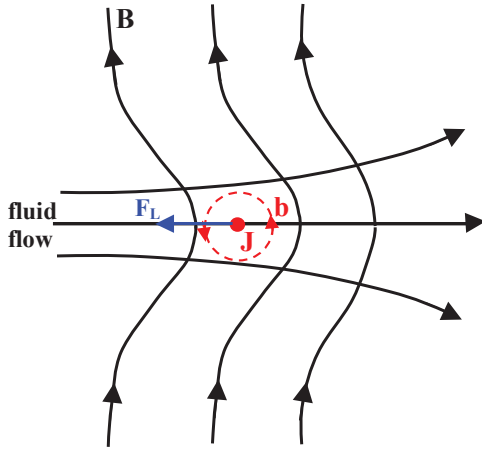


FIG. 1: Qualitative description of Alfven waves. In a conducting fluid flowing to the right in the presence of a vertical magnetic field B , a current J flowing out of the paper is induced due to the magnetic Lorentz force. The magnetic field b created by this current (dashed red circle) modifies the field lines giving them curvature. The Ampere force F_L acts on the current J exerting a force to the left, causing the fluid to flow back after reaching a maximum amplitude.

Consider a type I superconductor in the presence of a magnetic field. One can have phase equilibrium between normal and superconducting phases [3], where magnetic field lines and supercurrents flow parallel to the phase boundary and perpendicular to each other, penetrating a London penetration depth into the superconducting region. Whenever possible the field lines and the phase boundary will be straight, to minimize domain wall energy and magnetic energy. We may ask: if a perturbation is set up that gives curvature to the domain wall and the magnetic field lines, will this be a source of Alfven-like waves propagating parallel to the phase boundary?

Within the conventional theory of superconductivity there is no dynamical description of how the phase boundary between normal and superconducting phases moves in the transition between normal and superconducting states in a magnetic field (Meissner effect) or its reverse, the superconductor-normal transition. In particular, there is no dynamical explanation for how the supercurrent starts and stops and how momentum is conserved [4]. We have recently proposed a description of these processes [5–9] using physical elements derived from the theory of hole superconductivity [10] that are not part of the conventional theory. Here we argue that this physics allows for propagation of Alfven-like waves along normal-superconductor phase boundaries, that should be experimentally detectable. We also argue that no such wave propagation should occur within the conventional theory of superconductivity.

II. ALFVEN WAVES

We start by reviewing the derivation of Alfven waves in a simple geometry [11]. Consider a perfectly conducting incompressible charge-neutral fluid with a uniform magnetic field B_0 pointing in the z direction, as shown in Fig. 2. Assume a slab of fluid (solid prism) moves in the negative x direction with speed v_x . In the frame of the moving fluid an electric field in the y direction arises, of magnitude $(v_x/c)B_0$, that generates a current J_y in the y direction. The Lorentz force acting on this cur-

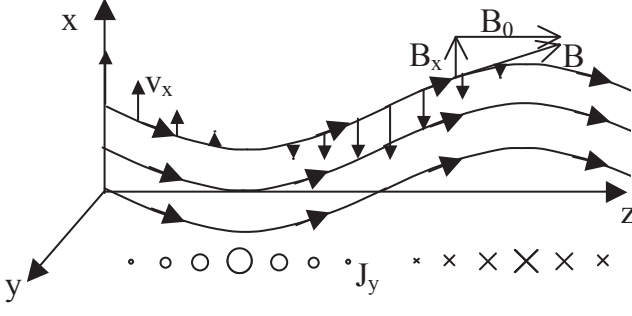


FIG. 3: Alfvén wave discussed in the text. The wavy lines denote both position of fluid particles and magnetic field lines at a given time t . As time evolves the lines move rigidly to the right with speed v_A , while fluid particles move up and down the x direction as shown by the vertical arrows. The associated current J_y pointing in (crosses) or out (circles) of the page is also indicated.

III. TYPE I SUPERCONDUCTOR IN A MAGNETIC FIELD

Type I superconductors in a magnetic field undergo a first order reversible phase transition for a critical magnetic field $H_c(T)$ at temperature $T < T_c$, where T_c is the critical temperature in the absence of magnetic field. H. London was the first to discuss the phase equilibrium between normal and superconducting phases in a seminal paper [3]. We consider a planar phase boundary for simplicity.

Figure 4 shows coexistence of a superconducting (S) region for $x < x_0$ and a normal (N) region for $x > x_0$. The plane defined by $x = x_0$ is the phase boundary. In the normal region, the magnetic field is

$$\vec{H}(x, y, z) = H_c \hat{z} \quad x \geq x_0 \quad (17)$$

and no current flows. In the superconducting region $x < x_0$ the magnetic field is

$$\vec{H}(x, y, z) = H_z(x) \hat{z} = H_c e^{(x-x_0)/\lambda_L} \hat{z} \quad (18)$$

and a supercurrent

$$\vec{J} = J_y(x) \hat{y} = -\frac{cH_c}{4\pi\lambda_L} e^{(x-x_0)/\lambda_L} \hat{y} \quad (19)$$

flows parallel to the phase boundary. Eqs. (18) and (19) follow from Ampere's law

$$\vec{\nabla} \times \vec{H} = \frac{4\pi}{c} \vec{J} \implies \frac{\partial H_z}{\partial x} = -\frac{4\pi}{c} J_y \quad (20)$$

and the London equation

$$\vec{\nabla} \times \vec{J} = -\frac{c}{4\pi\lambda_L^2} \vec{H} \implies \frac{\partial J_y}{\partial x} = -\frac{c}{4\pi\lambda_L^2} H_z. \quad (21)$$

The London penetration depth is given by [12]

$$\frac{1}{\lambda_L^2} = \frac{4\pi n_s e^2}{m^* c^2} \quad (22)$$

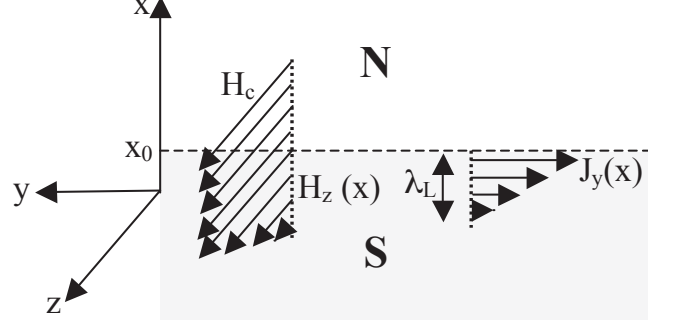


FIG. 4: Normal (N, white) region for $x > x_0$ coexisting with superconducting (S, grey) region for $x < x_0$ in the presence of magnetic field H_c pointing in the z direction. Supercurrent J_y flows in the $-y$ direction in a layer of thickness λ_L in the superconducting region adjacent to the phase boundary, $x_0 - \lambda_L < x < x_0$.

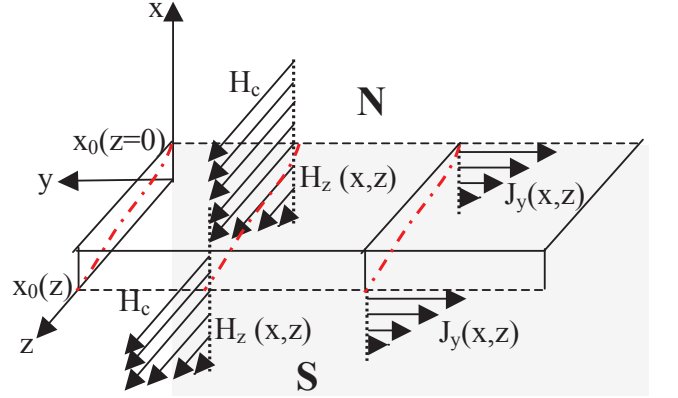


FIG. 5: The phase boundary is now given by the function $x_0(z)$ indicated by the red dash-dotted line in the figure. Now both J_y and H_z vary with z also. In addition, the magnetic field acquires a component in the x direction, not shown in the figure.

where n_s is the superfluid density and m^* the effective mass of the charge carriers [13]. The fact that normal and superconducting phases are in equilibrium at the phase boundary is determined by the fact that the free energy density difference between normal and superconducting phases, $F_n - F_s$, is given by the kinetic energy density of the supercurrent [3]:

$$\Delta F = F_n - F_s = \frac{H_c^2}{8\pi} = n_s \frac{1}{2} m^* v_s^2 \quad (23)$$

which follows from the fact that the superfluid velocity is given by

$$v_s = -\frac{e\lambda_L}{m^* c} H_c \quad (24)$$

as determined by the London equation (21) with the supercurrent $J_y = n_s e v_s$.

Consider now a situation where we perturb the system so that the phase boundary is no longer perfectly planar.

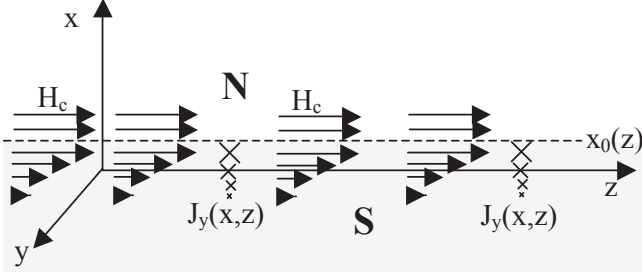


FIG. 6: Figure 4 rotated by 90° around the x axis in counterclockwise direction.

Rather than at a constant $x = x_0$, assume it is given by the surface $x = x_0(z)$. This is shown in Figure 5. For example, that could be achieved by locally heating slightly so that the phase boundary deforms in the way shown in Fig. 5.

In the superconducting region, the magnetic field and supercurrent are determined by Ampere's law and London's equation. Let us assume that the supercurrent is given by the same form Eq. (19)

$$\vec{J} = J_y(x, z)\hat{y} = -\frac{cH_c}{4\pi\lambda_L}e^{(x-x_0(z))/\lambda_L}\hat{y}. \quad (25)$$

The London equation now implies

$$\frac{\partial J_y}{\partial x} = -\frac{c}{4\pi\lambda_L^2}H_z \quad (26a)$$

$$\frac{\partial J_y}{\partial z} = \frac{c}{4\pi\lambda_L^2}H_x \quad (26b)$$

from which we deduce

$$H_z(x, z) = H_c e^{(x-x_0(z))/\lambda_L} \quad (27a)$$

$$H_x(x, z) = \frac{\partial x_0}{\partial z} H_c e^{(x-x_0(z))/\lambda_L} = \frac{\partial x_0}{\partial z} H_z(x, z) \quad (27b)$$

Now Ampere's law in this situation gives

$$\frac{\partial H_z}{\partial x} - \frac{\partial H_x}{\partial z} = -\frac{4\pi}{c}J_y \quad (28)$$

while Eq. (27a) gives

$$\frac{\partial H_z}{\partial x} = -\frac{4\pi}{c}J_y \quad (29)$$

so the proposed solution is not valid unless we can neglect the second term in Eq. (28), which is

$$\frac{\partial H_x}{\partial z} = \left(\frac{\partial^2 x_0}{\partial z^2} - \left(\frac{\partial x_0}{\partial z}\right)^2 \frac{1}{\lambda_L}\right) H_z. \quad (30)$$

Therefore, our approximate solution requires that

$$\lambda_L \frac{\partial^2 x_0}{\partial z^2} - \left(\frac{\partial x_0}{\partial z}\right)^2 \ll 1. \quad (31)$$

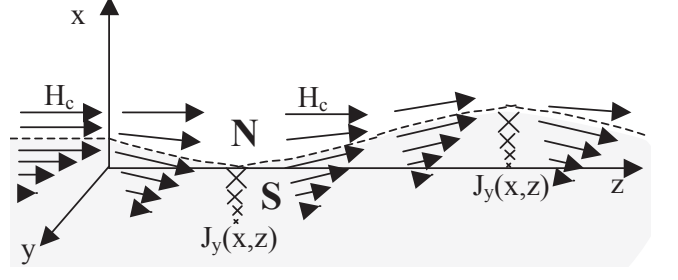


FIG. 7: Figure 5 rotated by 90° around the x axis in counterclockwise direction.

In addition, the magnitude of the magnetic field at the phase boundary within this approximation is

$$H = H_c \sqrt{1 + \left(\frac{\partial x_0}{\partial z}\right)^2} \sim H_c \left(1 + \frac{1}{2} \left(\frac{\partial x_0}{\partial z}\right)^2\right) \quad (32)$$

rather than H_c , so we also require that

$$\left(\frac{\partial x_0}{\partial z}\right)^2 \ll 1 \quad (33)$$

or in other words, both terms in Eq. (31) have to be separately small. This is not difficult to achieve, it will be the case if the wavelength associated with the perturbation of the phase boundary is much larger than the amplitude of the phase boundary motion and than the London penetration depth.

Figures 6 and 7 show the magnetic fields and currents for the cases of figs. 4 and 5, rotated by 90° around the x axis in counterclockwise direction. The dashed line gives the phase boundary. Note that Eq. (27b) implies that the magnetic field lines in the superconducting region run parallel to the phase boundary.

IV. INTERPRETATION OF THE RESULTS

Comparison of fig. 7 with the Alfvén wave depicted in fig. 3 strongly suggests that the magnetic field configuration of Fig. 7 evolves from the magnetic field configuration of fig. 6 by flow of a perfectly conducting fluid in the x direction that carries the magnetic field lines of fig. 6 with it, just as occurs in fig. 3. Note that the magnetic field gets modified up to a distance of order λ_L from the phase boundary, which implies that the flow has to reach a distance λ_L within the superconductor. Note also that the fluid considered in Sect. II was charge-neutral: Alfvén waves don't propagate in non-neutral plasmas [14].

Within conventional BCS theory, no charge flow in direction perpendicular to the phase boundary is expected to occur when the phase boundary moves. We conclude that BCS theory cannot explain the dynamics of how the currents and fields change from fig. 6 to fig. 7.

More generally, the reader may argue that it is impossible to explain these results through flow of a charge-neutral fluid because there are no charge neutral fluids

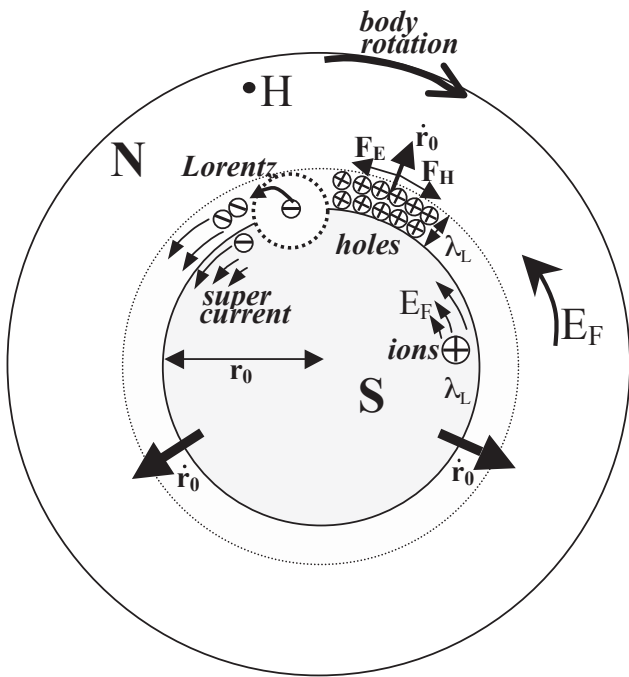


FIG. 8: Meissner effect dynamics. As normal electrons become superconducting, their orbits (dotted circle) expand, and the resulting Lorentz force propels the supercurrent. An outflow of hole carriers moving in the same direction as the phase boundary restores charge neutrality and transfers momentum to the body as a whole. See refs. [7, 9].

in solids, except in the very special case of compensated metals.

Remarkably, the theory of hole superconductivity predicts precisely what is needed: that when the phase boundary moves, positive and negative charges move together with the phase boundary. This is shown schematically in fig. 8 for the case where the phase boundary moves into the normal region (Meissner effect). The same motion in opposite direction occurs in the reverse process when the phase boundary moves into the superconducting region.

As discussed in the references and shown in fig. 8, within this theory electronic orbits expand from a microscopic radius to radius $2\lambda_L$ when they become superconducting, and the Lorentz force imparts on them the Meissner speed in counterclockwise direction. This is equivalent to electrons moving outward a distance λ_L . To compensate for this outward negative charge flow, there is a backflow of normal negative charge in the form of forward motion of positive charge, i.e. holes. As shown in the references, only if the normal electrons have hole-like character, i.e. have negative effective band mass, it is possible to satisfy momentum conservation [7]. It requires momentum transfer from the electrons to the body as a whole, which only carriers with hole-like character can do in a reversible way [6], as required by thermodynamics [9].

In a charge-neutral plasma or a liquid metal, the positive charges are ions and the negative charges are electrons. Here, the positive charges are not “real” positive charges, they are a theoretical construct: *holes*. But for the purposes of this paper we can forget that: as we learn in solid state physics textbooks [15], holes will behave just as real positive particles with positive mass under external fields, hence here they will behave like the positive ions in a charge-neutral plasma. We don’t need to consider here the issue of momentum transfer between electrons and the body that is important to understand the Meissner effect [7].

For the purposes of this paper, what is important is that if our interpretation is correct, motion of the phase boundary is associated with transport of mass, hence *there is inertia associated with motion of magnetic field lines*, just like in a plasma. There is also elasticity associated both with the energy of the magnetic field and the surface energy of the normal-superconductor boundary. This should allow for phase boundary wave propagation, as we discuss in the next section.

V. PHASE BOUNDARY WAVES

As discussed in the previous sections, we expect that the dynamics of phase boundary motion in superconductors will resemble the behavior of Alfvén waves.

The speed of the Alfvén wave Eq. (9) results from ‘elasticity’ of the magnetic field lines. It can be understood from the fact that when the field line is not straight there is extra magnetic field energy density. In addition we need to consider the energy per unit area (surface tension) of the interface which is given by [12]

$$\sigma = \frac{H_c^2}{8\pi} \delta \quad (34)$$

where

$$\delta \sim \xi - \lambda_L, \quad (35)$$

with ξ the coherence length. When the phase boundary is not straight the area of the interface increases and this gives rise to extra interface energy. The same happens for example at the interface between a liquid and a vapor phase, where the surface tension gives rise to capillary waves [16]. As in that case, it will change the speed of propagation of the wave to

$$v_{pbw} = \sqrt{\frac{H_c^2(1 + k\delta)}{4\pi\rho}} \quad (36)$$

where k is the wavenumber. So it will be a small effect except for waves of wavelengths comparable to the coherence length or the London penetration depth.

Using $\rho = n_s m^*$ and Eq. (22) for the superfluid density, Eq. (36) yields

$$v_{pbw} = \frac{eH_c}{m^*c} \lambda_L \sqrt{1 + k\delta}. \quad (37)$$

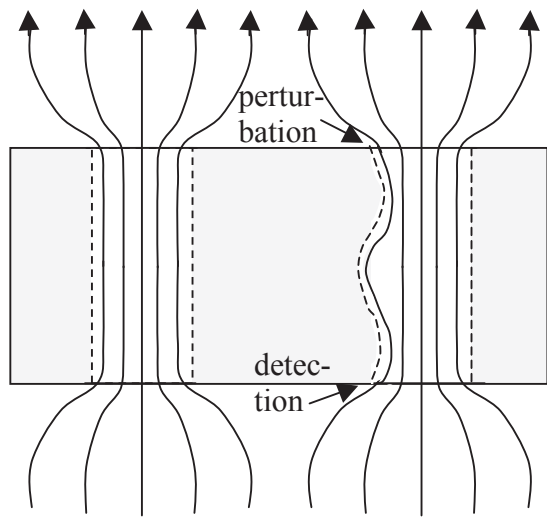


FIG. 9: Type I superconductor in the intermediate state. The grey regions are superconducting, the white regions are normal. The upper surface is perturbed by a local magnetic field or temperature change, generating a Alfven-like phase boundary wave.

or

$$v_{pbw} = 0.176 H_c(G) \frac{m_e}{m^*} \lambda_L(\text{\AA}) \sqrt{1 + k\delta} \text{ cm/s} \quad (38)$$

with m_e the bare electron mass.

For example, assuming $m^* \sim m_e$ and $k\delta \ll 1$: for Pb, $H_c = 803G$, $\xi = 830\text{\AA}$, $\lambda_L = 370\text{\AA}$, $v_{pbw} = 523m/s$; for Sn, $H_c = 309G$, $\xi = 2300\text{\AA}$, $\lambda_L = 340\text{\AA}$, $v_{pbw} = 185m/s$; for Al, $H_c = 105G$, $\xi = 16,000\text{\AA}$, $\lambda_L = 5000\text{\AA}$, $v_{pbw} = 92m/s$. These speeds are of the same order of magnitude as the speed of sound in air.

As we showed in ref. [6], change in the magnetic field in the neighborhood of the phase boundary does not generate eddy currents and associated dissipation *provided* the normal charge carriers are holes. For this reason, for small amplitude waves, meaning amplitude much smaller than λ_L , we expect that these waves should propagate with essentially no damping, assuming the mean free path in the normal metal is of order of or larger than λ_L . Therefore, these waves should propagate over macroscopic distances.

Associated with movement of the phase boundary there should be small changes in temperature due to the latent heat of the transition: where the normal state grows the temperature will slightly drop, and vice versa. Therefore, there will be an associated temperature wave analogous to second sound in superfluid helium.

For example, in the geometry of fig. 9, with a superconducting slab of cm dimensions in the intermediate state, a local perturbation at the upper surface next to a phase boundary wall should propagate down the slab and be detectable at the lower surface. The perturbation could be a pulse or periodic, involving a change in the local magnetic field or the temperature that could be in-

duced in a variety of ways with a local probe [17]. With a pulse, the speed of propagation of the phase boundary wave should be measurable.

Instead, within the conventional theory of superconductivity, such waves should not propagate hence one would not detect any effect at the lower surface for superconductors governed by the conventional theory when the upper surface is perturbed.

There have been several experiments performed that detected Alfven waves in liquid metals [18–20]. For solids, Alfven waves have been detected in bismuth [21] and graphite [22] that have equal density of electron and hole carriers hence constitute neutral plasmas. The experiments are difficult because of Joule dissipation and require either large magnetic fields or large dimensions or both. For example, in ref. [20] magnetic fields of up to $13T$ were used. For our case those constraints don't apply, detection should be feasible assuming experimental capabilities to generate and detect small amplitude perturbations.

VI. ALFVEN'S THEOREM IN A CONDUCTING WIRE

Alfven's theorem states that in a perfectly conducting fluid, magnetic field lines are frozen in the fluid. When the fluid flows, it carries the magnetic field lines with it. It is a theorem, in the sense that it can be proven mathematically given the laws of mechanics and electromagnetism [1].

We can also state Alfven's theorem in reverse: if it is observed that magnetic field lines in a conducting fluid move, in the absence of external sources changing the magnetic field, we can conclude that the motion of the magnetic field lines is caused by motion of the fluid. If the fluid is not perfectly conducting there will be dissipation and magnetic field lines will only partially follow the fluid motion and will recede once the generated currents decay.

When metals in a magnetic field become superconducting, magnetic field lines move. The laws of mechanics and electromagnetism imply that this motion is associated with motion of a conducting fluid. The conventional theory of superconductivity says there is no such motion. Therefore it implicitly assumes that quantum mechanics somehow cancels the effect of the laws of mechanics and electromagnetism. But it doesn't explain how.

The fact that magnetic field lines follow the motion of conducting fluids is vividly illustrated by a current-carrying superconducting wire. Figure 10 shows streamlines of electric current \vec{J} for a wire that is superconducting in one portion and normal in another. There is electric charge flowing along the streamlines, with the velocity vector tangent to the streamline. The current distribution shown in Fig. 10 follows from solving London's equation and Ampere's law, as shown by London [23]. The current entering the superconductor spreads within a length λ_L from the separating surfaces $z = \pm b$

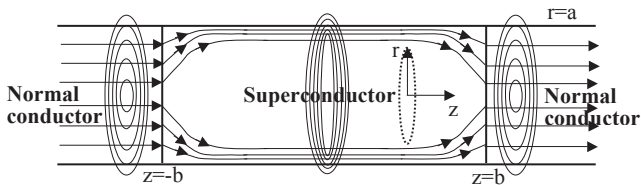


FIG. 10: Streamlines of current flow in a cylindrical wire of radius a that is superconducting in the region $-b < z < b$ and normal outside that region [23], and associated magnetic field lines (circles).

toward the surface $r = a$ and then flows along this surface within a layer again of thickness λ_L .

It can be seen from the picture, and can be shown mathematically, that the magnetic field lines in this system satisfy Alfven's theorem, with the electric current carried by a conducting fluid. The fluid carries the magnetic field lines with it, as if they were frozen into the fluid. In other words, the magnetic flux through any surface with its boundary attached to fluid particles is preserved as the fluid moves. When the fluid enters the superconducting region it flows to the top and bottom surfaces increasing its speed to satisfy the continuity equation, and carries the magnetic field lines along.

How does the system reach the state of Fig. 10 if it is initially in the normal state carrying a current? An intermediate step is shown in Fig. 11, where the current and magnetic field lines are partially expelled. The current streamlines move gradually towards the surface, which requires outward transfer of linear mechanical momentum, and they carry the magnetic field lines with them. According to the laws of mechanics and electromagnetism, this requires the flow of a conducting fluid from the interior to the surface as shown by the vertical arrows. Since no charge accumulates on the lateral surfaces, this outflowing conducting fluid has to be charge neutral. As in Fig. 8, we propose that it is composed of negative electrons and positive holes.

Figs. 10 and 11 clearly illustrate that superconductors know about Alfven's theorem. We propose that in any situation where a metal becomes superconducting and expels magnetic fields Alfven's theorem holds. The expulsion of magnetic field from the interior is associated with outward fluid motion. And more generally when the superconductor-normal phase boundary is displaced in any situation, since it results in motion of magnetic field lines, fluid motion in direction perpendicular to the phase boundary has to be involved.

VII. DISCUSSION

It is certainly true that physics at the microscopic level is different than at the macroscopic level. For example, Maxwell's equations dictate that electrons moving in macroscopic orbits radiate, and electrons in atomic orbits

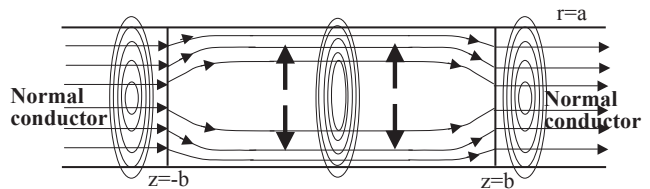


FIG. 11: When the system enters the superconducting state current streamlines and magnetic field lines have to move outward to reach the final state of fig. 10. It requires flow of a conducting fluid from the interior to the lateral surface as shown by the vertical arrows.

violate that dictum, because of quantum mechanics.

However, the converse generally does not apply. Macroscopic physical systems do not violate macroscopic laws of physics. The only exception are superconductors according to the conventional theory of superconductivity: they ignore Alfven's theorem when they expel magnetic fields. However, the conventional theory does not explain how they achieve this. Instead, according to the theory of hole superconductivity, the expulsion of magnetic fields when metals become superconducting is a manifestation of Alfven's theorem.

Note that the electric field E_y (Eq. 13) associated with an Alfven-like wave along the phase boundary would also exist in the normal side of the phase boundary by continuity. One may expect that it will give rise to normal current flowing along the phase boundary on the normal side that would give rise to dissipation and dampen the wave. However, we have shown in ref. [6] that because the normal state charge carriers are holes the tangential force due to E_y is exactly cancelled by the magnetic Lorentz force acting in opposite direction when the phase boundary moves, so that no tangential normal current results and no eddy currents and dissipation occur. If the amplitude of the Alfven-like wave is sufficiently large that magnetic field changes occur beyond a distance λ_L of the phase boundary in the normal region, dissipation will set in.

Experimental detection of the Alfven-like waves discussed in this paper would be experimental proof that superconductors obey Alfven's theorem. Their existence would be evidence that there is inertia associated with motion of superconducting-normal phase boundaries. This requires flow of mass across the boundary when the phase boundary is displaced. The existence of these waves also requires that the flow of mass is not associated with a net flow of charge. In the normal state of solids, this is realized for the cases of bismuth [21] and graphite [22], that have a compensated fluid of electrons and holes, where Alfven waves have been detected. Here we have proposed that such waves can occur in any type I superconductor. It requires the normal state charge carriers to be holes, as predicted by the theory of hole superconductivity. For propagation over macroscopic distances the amplitude of the waves should be small com-

pared to the London penetration depth.

The fact that a rotating superconductor generates a magnetic field in direction parallel and not antiparallel to its angular momentum [24] shows experimentally that the superfluid carriers in superconductors have negative charge. The same is shown by the gyromagnetic effect [25] and the Bernoulli potential [26]. When the phase boundary moves, there is flow of both superfluid and normal fluid across the phase boundary. Thus, in order for this fluid flow to be charge neutral, since the superfluid flow is negative charge, requires that the normal carriers are holes rather than electrons. This is perhaps the most compelling evidence in favor of the premise of the theory of hole superconductivity that only hole conductors can be superconductors.

We were led to the prediction of these Alfvén-like waves along normal-superconductor phase boundaries by the prediction of the theory of hole superconductivity that

there is charge flow and backflow [4], and associated mass and momentum flow [7], across the phase boundary when it moves. Instead, within the conventional theory of superconductivity there is no flow of charge nor of mass across the phase boundary when it moves, and the normal state charge carriers can be either electrons or holes. Nevertheless we can safely predict that when these waves are detected experimentally, many explanations will be “found” within the conventional theory, despite the fact that these waves were not predicted in the 60 years since the conventional theory was developed. Instead, we argue that the detection of Alfvén-like waves along normal-superconductor phase boundaries will show that the conventional theory of superconductivity does not describe those superconductors.

In this paper we have only considered type I superconductors. The possibility of Alfvén-like waves in type II superconductors remains an open problem.

-
- [1] P. A. Davidson, “An Introduction to Magnetohydrodynamics”, Cambridge University Press, Cambridge, 2001.
 - [2] H. Alfvén, “Existence of Electromagnetic-Hydrodynamic Waves”, *Nature* **150**, 405 (1942).
 - [3] H. London, “Phase-Equilibrium of Superconductors in a Magnetic Field”, *Proc. Roy. Soc. London A* **152**, 650 (1935).
 - [4] J. E. Hirsch, “On the dynamics of the Meissner effect”, *Physica Scripta* **91**, 035801 (2016).
 - [5] J. E. Hirsch, “The disappearing momentum of the supercurrent in the superconductor to normal phase transformation”, *Europhys. Lett.* **114**, 57001 (2016).
 - [6] J. E. Hirsch, “On the reversibility of the Meissner effect and the angular momentum puzzle”, *Annals of Physics* **373**, 230 (2016).
 - [7] J.E. Hirsch, “Momentum of superconducting electrons and the explanation of the Meissner effect”, *Phys. Rev. B* **95**, 014503 (2017).
 - [8] J. E. Hirsch, “Why only hole conductors can be superconductors”, *Proc. SPIE 10105, Oxide-based Materials and Devices VIII*, 101051V (2017).
 - [9] J.E. Hirsch, “Entropy generation and momentum transfer in the superconductor to normal phase transformation and the consistency of the conventional theory of superconductivity”, *Int. J. Mod. Phys. B* **32**, 1850158 (2018).
 - [10] References in <https://jorge.physics.ucsd.edu/hole.html>.
 - [11] H. Alfvén, “A New Type of Wave Motion and its Importance in Solar Physics”. *Acta Radiologica*, **27**, 228 (1946).
 - [12] M. Tinkham, “Introduction to superconductivity”, McGraw Hill, New York, 1996.
 - [13] J. E. Hirsch, ‘What is the speed of the supercurrent in superconductors?’, [arXiv:1605.09469](https://arxiv.org/abs/1605.09469) (2016).
 - [14] S. J. Buchsbaum and J. K. Galt, “Alfvén Waves in Solid-State Plasmas”, *The Physics of Fluids* **4**, 1514 (1961).
 - [15] N. W. Ashcroft and N. D. Mermin, “Solid State Physics”, Holt, Rinehart, and Winston, Philadelphia, 1976.
 - [16] A. Sommerfeld, “Mechanics of Deformable Bodies”, Academic Press, New York 1971, Chpt. 5.
 - [17] D. A. Bonnelli et al, “Imaging physical phenomena with local probes: From electrons to photons”, *Rev. Mod. Phys.* **84**, 1343 (2012).
 - [18] B. Lehnert, “Magneto-Hydrodynamic Waves in Liquid Sodium”, *Phys. Rev.* **94**, 815 (1954).
 - [19] W. Gekelman, “Review of laboratory experiments on Alfvén waves and their relationship to space observations”, *J. Geophys. Res.* **107**(A7), 14417 (1999).
 - [20] T. Alboussiere et al, “Experimental evidence of Alfvén wave propagation in a Gallium alloy”, *Physics of Fluids* **23**, 096601 (2011).
 - [21] H. D. Hess and H. Hirsch, “Propagation of Alfvén Waves in Bismuth”, *Applied physics* **2**, 27 (1973).
 - [22] W R Datars and A Weingartshofer, “Far-infrared Alfvén waves in graphite”, *J. Phys. Cond. Matt.* **1**, 6829 (1989).
 - [23] F. London, “Superfluids”, Vol. I, Dover, New York, 1961.
 - [24] A.F. Hildebrandt, “Magnetic Field of a Rotating Superconductor”, *Phys. Rev. Lett.* **12**, 190 (1964).
 - [25] R.H. Pry, A.L. Lathrop, and W.V. Houston, “Gyromagnetic Effect in a Superconductor”, *Phys. Rev.* **86**, 905 (1952).
 - [26] J. Bok and J. Klein, “Electric Fields in Superconductors”, *Phys. Rev. Lett.* **20**, 660 (1968).