

Neutrino spin-flavor oscillations in solar environment

Sandeep Joshi^{1,2} and Sudhir R. Jain^{1,2}

¹ Nuclear Physics Division, Bhabha Atomic Research Centre, Mumbai 400085, India; sjoshi@barc.gov.in

² Homi Bhabha National Institute, Anushakti Nagar, Mumbai 400094, India

Received 20xx month day; accepted 20xx month day

Abstract We study the phenomena of neutrino spin-flavor oscillations due to solar magnetic fields. This allows us to examine how significantly the electron neutrinos produced in the solar interior undergo a resonant spin-flavor conversion. We construct analytical models for solar magnetic field in all the three regions of the Sun. Neutrino spin-flavor oscillations in these magnetic field is examined by studying the level crossing phenomena and comparing the two cases of zero and non-zero vacuum mixing respectively. The results from Borexino experiment are used to place upper limit on the magnetic field in the solar core. Related phenomena such as effects of matter on neutrino spin transitions and differences between Dirac and Majorana transitions in the solar magnetic fields are also discussed.

Key words: neutrinos: neutrino spin-flavor oscillations:Sun: magnetic fields

1 INTRODUCTION

The study of solar neutrinos and their oscillation phenomenology has revealed many facets of the physics of neutrinos. Ray Davis experiment, which started in 1960's in the Homestake mine, was the first experiment to detect solar neutrinos reaching Earth. After several years of operation, the experiment reported that there is about two-third deficit in the observed solar neutrino flux compared to the standard solar model calculation ([Cleveland et al. 1998](#)). The deficit was further confirmed by other solar neutrino experiments, notably SAGE, GALLEX and SuperKamiokande (SK) ([Abdurashitov et al. 1994](#); [Anselmann et al. 1995](#); [Hampel et al. 1996](#); [Fukuda et al. 1996](#)). This discrepancy between observed rate of neutrino flux and its theoretical prediction is called the solar neutrino problem. One of the ways to resolve the problem was suggested by Pontecorvo on the basis of mixing between different neutrino flavors. He showed that if neutrinos have a non-zero mass then the neutrino flavor mixing will give rise to oscillations among different neutrino flavors ([Bilenky & Pontecorvo 1978](#)). Thus electron neutrinos produced in the Sun may convert to some other flavor neutrinos on their way to Earth and become undetectable. The problem was finally resolved when SNO detected neutrinos from all three flavors in the solar neutrino flux, which proved that

neutrino oscillation alone were responsible for these flavor transitions, one would also be able to detect seasonal variation in the neutrino flux rate due to eccentricity of Earth's orbit. The 8B neutrino spectrum in the SK experiment showed no such variation (Hosaka et al. 2006). The mechanism of flavor transitions that is most favoured by data is the adiabatic resonant conversion due to neutrino-matter interactions, also known as Mikheev-Smirnov-Wolfenstein (MSW) effect. Wolfenstein showed that the coherent forward scattering of neutrinos with electrons, protons and neutrons will induce an additional potential which will modify the effective mass and mixing of neutrinos in the medium (Wolfenstein 1978). In a medium with variable density such as Sun, these matter effects can lead to enhanced transitions between ν_e and ν_μ/ν_τ , even for small vacuum mixing angles (MSW-SMA) (Mikheev & Smirnov 1986a,b). However, most of the solar neutrino data, including the data from KamLAND experiment and the recent data from Borexino experiment, has established the large mixing angle (MSW-LMA) solution to the solar neutrino problem (Abe et al. 2008; Agostini et al. 2018; Haxton et al. 2013; Maltoni & Smirnov 2016; Wurm 2017).

Another idea that was a popular candidate to the solution of the solar neutrino problem was spin precession of neutrinos in the magnetic field of the Sun. It was shown that if neutrinos have sufficiently large magnetic moment then the solar magnetic field can give rise to spin precession $\nu_{eL} \rightarrow \nu_{eR}$, which will cause a deficit in the solar ν_e flux (Cisneros 1971; Okun et al. 1986). This solution was partly supported by the data from Homestake experiment which observed anticorrelation between the neutrino flux and sunspot activity (Davis 1994). However measurements from other experiments observed no such correlation (Fukuda et al. 1996). Subsequently KamLAND experiment ruled out the spin-precession solution by placing strong constraint on the flux of antineutrinos coming from the Sun (Eguchi et al. 2004). A related effect due to neutrinos having non-zero transition magnetic moments is called resonant spin-flavor precession (RSFP) which result in both spin-flip and flavor change of neutrinos (Lim & Marciano 1988; Akhmedov 1988). This effect arises due to combined effect of matter and magnetic field on neutrino propagation and is similar to the MSW resonance, and can take place in transverse (Akhmedov 1988) as well as longitudinal magnetic fields (Akhmedov & Khlopov 1988). Also, the neutrino spin and spin-flavor transitions can give rise to other interesting quantum mechanical effects such as non vanishing geometric phases (Joshi & Jain 2016, 2017), which shows the intimate connection between the geometry of neutrino spin trajectory in the projective Hilbert space and neutrino spin transition probabilities.

Having determined the basic oscillation parameters for solar neutrinos, the present effort is to search for sub-leading effects in the solar neutrino transitions which can give important clues for phenomena beyond the standard model. Various studies have been done to look for effects of Non-standard interactions (NSI) (Farzan & Tortola 2018), Dark matter imprints on neutrino spectrum (Lopes & Silk 2019), non-radiative neutrino decay (Aharmim et al. 2019) and combined effect of NSI and SFP (Yilmaz 2016). In this paper, we study the possible sub-leading effects caused by spin-flavor transitions due to neutrino propagation in the solar magnetic field.

The neutrino electromagnetic coupling is given by the Hamiltonian $H_{EM} = \frac{1}{2}\bar{\nu}\mu\sigma_{\mu\nu}\nu F^{\mu\nu} + \text{h.c.}$, where μ is the neutrino magnetic moment matrix. For the case of Dirac neutrinos the Hermiticity of Hamiltonian requires $\mu^\dagger = \mu$. On the other hand, for Majorana neutrinos CPT symmetry requires magnetic

& Valle 1981). This difference in the magnetic moment matrix give rise to different spin-flavor transition probabilities for Dirac and Majorana neutrinos. The diagonal magnetic moment for Dirac neutrino in the minimally extended standard model (MESM) including massive neutrinos is $\mu_\nu \approx 3.2 \times 10^{-19} (m_\nu/1\text{eV}) \mu_B$, where m_ν is the neutrino mass (Marciano & Sanda 1977; Lee & Shrock 1977). The off-diagonal magnetic moments for both Dirac and Majorana neutrinos are further suppressed due to GIM (Glashow–Iliopoulos–Maiani) mechanism (Pal & Wolfenstein 1982). However, the current best experimental bounds on the neutrino magnetic moment are in the range $\mu_\nu \leq (2-10) \times 10^{-11} \mu_B$ (Giunti & Studenikin 2015; Giunti et al. 2016; Agostini et al. 2017). Thus the sensitivity of the present experiments is many orders away from the MESM predictions. To bridge this gap many theoretical models have been postulated (see (Giunti & Studenikin 2015) for detailed references) which avoid the GIM suppression and predict neutrino magnetic moment in the range $(10^{-10} - 10^{-14}) \mu_B$. For example, the left-right symmetric model in which there is right-handed current that mixes with the SM left-handed current. In this model one obtain $\mu_{\nu_e} = 2 \times 10^{-13} \mu_B \sin 2\phi$, where ϕ is the mixing angle between the right and left-handed currents (Shrock 1982; Fukugita & Yanagida 1987). However, the mixing angle is expected to be small $\phi < 0.05$, thus limiting $\mu_{\nu_e} < 10^{-14} \mu_B$ (Giunti & Studenikin 2015; Fukugita & Yanagida 1987). To obtain larger magnetic moments, charged scalar particles are added to the left-right symmetric model (Fukugita & Yanagida 1987, 2003; Babu & Mathur 1987). The charged scalar contributions can give rise to magnetic moments in the range $\mu_\nu \sim (10^{-11} - 10^{-10}) \mu_B$.

In the present work we examine the effects of magnetic moments $\sim 10^{-11} \mu_B$ on the solar neutrino transition probabilities for both the cases of Dirac and Majorana neutrinos. In particular, we first perform the calculations for the approximate case of vanishing vacuum mixing and show that the spin-flavor evolution equations can be reduced to a form which has an exact solution. We then study the actual case of non-zero mixing angle and the effects of level crossing phenomena on neutrino transition probabilities and use the results to place bounds on the solar magnetic fields. In the previous work along these lines by various authors (Torrente-Lujan 2003; Akhmedov & Pulido 2003; Miranda et al. 2004; Guzzo et al. 2005; Chauhan et al. 2005; Balantekin & Volpe 2005; Friedland 2005; Das et al. 2009) several bounds have been obtained for both Dirac and Majorana spin-flavor transitions for different magnetic field configurations.

The magnitude of the spin-flavor transition depend mainly on the strength of the magnetic field at the location of the SFP resonance. This in turn depends on the detailed magnetic field profile of the Sun, which is not very well known especially in the interior regions of the Sun. In Section 2, we discuss current bounds on solar magnetic field in various regions of the Sun and its effect on neutrino spin polarization. We also discuss the effective two-flavor model for neutrino spin-flavor precession. In Section 3 we show that in the approximate case of vanishing mixing angle the resulting set of equations posses analytically exact solutions. We also derive the bounds on the solar magnetic fields using the existing experimental results. We then examine the effect of non-zero vacuum mixing on neutrino transition probabilities. Finally we

2 NEUTRINO SPIN PRECESSION IN SOLAR MAGNETIC FIELDS

The magnetic field in different regions of the Sun shows different characteristic behaviour (Friedland 2005). In the solar convective zone (CZ) the magnetic fields are believed to be generated from a dynamo mechanism active at its base. The current data from Helioseismology points to a thin shear layer at the bottom of the CZ, known as tachocline, which generates a large scale toroidal magnetic field. The strength of magnetic field is predicted to be in the range 10-100 kG (Fan 2009). On the other hand, the radiative zone (RZ) magnetic field may have its origin in the formation of the Sun. Once formed this primordial field might have been frozen in the RZ and the solar core without protruding much into the CZ (Dicke 1982). The bound on the large scale toroidal magnetic field in the RZ range from 5-7 MG (Friedland & Gruzinov 2004) to 30 MG (Couvidat et al. 2003). For the solar core, magnetic field bounds vary widely from 30 G (Boruta 1996) to 7 MG (Antia 2002).

Based on the above bounds we choose two profiles to simulate the magnetic field in the Sun. In the first model we use the field profile given by Miranda et al. 2001 and add a RZ magnetic field

$$B_{\perp RZ}(r) = B_0 \operatorname{sech}[34.75(r/R_{\odot} - 0.25)]. \quad (1)$$

The profile is chosen such that B_{RZ} in the CZ is negligible compared to the CZ magnetic field and also becomes very small near the solar core. For the second model we chose a field profile which peaks in the solar core and is given by

$$B_{\perp}(r) = B_0 \operatorname{sech} 5r/R_{\odot}. \quad (2)$$

First we consider the neutrino spin precession as it propagates in the solar magnetic field neglecting the effect of matter and flavor mixing. The change in neutrino spin polarization in this case is described by the equation

$$\frac{d\mathbf{S}}{dr} = 2\mu_{\nu}\mathbf{S} \times \mathbf{B}_{\perp}(r), \quad (3)$$

where for B_{\perp} we use the two magnetic field profiles in (1), (2) and $\mu_{\nu} \approx 10^{-11}\mu_B$. As can be seen in Figure 1, the change in the neutrino spin polarization can be sufficient even with peak fields $\sim 10^4$. The change in helicity of solar neutrinos can also affect the $\nu - e$ scattering (Barranco et al. 2017).

Now if we include the matter potential term V which affects left and right helicity states differently, then the neutrino propagation can be described by Schrödinger-like equation (Giunti & Studenikin 2015)

$$i\frac{d}{dr} \begin{pmatrix} \nu_L \\ \nu_R \end{pmatrix} = \begin{pmatrix} V(x) & \mu_{\nu}B_{\perp} \\ \mu_{\nu}B_{\perp} & 0 \end{pmatrix} \begin{pmatrix} \nu_L \\ \nu_R \end{pmatrix}. \quad (4)$$

For the case of constant V and B_{\perp} , the change in neutrino helicity is given by

$$P_{\nu_L \rightarrow \nu_R}(x) = \frac{(2\mu_{\nu}B_{\perp})^2}{V^2 + (2\mu_{\nu}B_{\perp})^2} \sin^2 \left(\frac{1}{2} \sqrt{V^2 + (2\mu_{\nu}B_{\perp})^2} x \right). \quad (5)$$

Thus matter potential is expected to further suppress the change in the neutrino helicity in solar magnetic fields.

Now considering two neutrino flavors we finally include the effects of neutrino masses and mixing

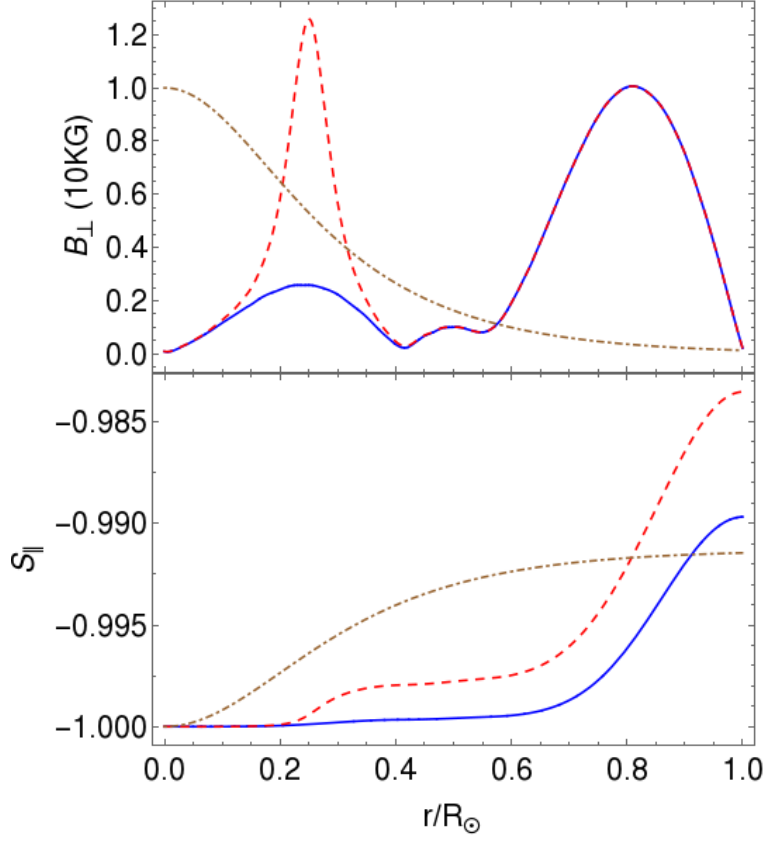


Figure 1: The longitudinal neutrino spin polarization S_{\parallel} as it propagates in the magnetic field of the Sun. The solid curve is the magnetic field obtained by solving solar MHD equations in Ref. (Miranda et al. 2001). The dashed curve is given by Eq. (1) and the dotted dashed curve by Eq. (2). The peak magnetic field for both models is taken to be $\approx 10^4$ G.

the effective Hamiltonian in the $(\nu_{eL}, \nu_{\mu R}, \nu_{eR}, \nu_{\mu R})^T$ basis is given by (Giunti & Studenikin 2015)

$$H_D = \begin{pmatrix} -\frac{\Delta m^2}{4E} \cos 2\theta_{12} + V_e & \frac{\Delta m^2}{4E} \sin 2\theta_{12} & \mu_{ee} B_{\perp} & \mu_{e\mu} B_{\perp} \\ \frac{\Delta m^2}{4E} \sin 2\theta_{12} & \frac{\Delta m^2}{4E} \cos \theta_{12} + V_{\mu} & \mu_{\mu e} B_{\perp} & \mu_{\mu\mu} B_{\perp} \\ \mu_{ee} B_{\perp} & \mu_{\mu e} B_{\perp} & -\frac{\Delta m^2}{4E} \cos 2\theta_{12} & \frac{\Delta m^2}{4E} \sin 2\theta_{12} \\ \mu_{e\mu} B_{\perp} & \mu_{\mu\mu} B_{\perp} & \frac{\Delta m^2}{4E} \sin 2\theta_{12} & \frac{\Delta m^2}{4E} \cos 2\theta_{12} \end{pmatrix}, \quad (6)$$

where $V_e = \sqrt{2}G_F(n_e - n_n/2)$ and $V_{\mu} = -G_F n_n/\sqrt{2}$ are matter potentials for left handed electron and muon neutrinos respectively, n_e and n_n denote the number densities of electrons and neutrons respectively and $\Delta m^2 = \Delta m_{21}^2$ is the neutrino mass-squared difference. For the Majorana case the vanishing diagonal terms μ_{ee} and $\mu_{\mu\mu}$ result in the following Hamiltonian in the $(\nu_{eL}, \underline{\nu}_{\mu L}, \bar{\nu}_e, \bar{\nu}_{\mu})^T$ basis (Giunti & Studenikin 2015)

$$H_M = \begin{pmatrix} -\frac{\Delta m^2}{4E} \cos 2\theta_{12} + V_e & \frac{\Delta m^2}{4E} \sin 2\theta_{12} & 0 & \mu_{e\mu} B_{\perp} \\ \frac{\Delta m^2}{4E} \sin 2\theta_{12} & \frac{\Delta m^2}{4E} \cos \theta_{12} + V_{\mu} & -\mu_{\mu e} B_{\perp} & 0 \\ 0 & -\mu_{\mu e} B_{\perp} & -\frac{\Delta m^2}{4E} \cos 2\theta_{12} - V_e & \frac{\Delta m^2}{4E} \sin 2\theta_{12} \\ \mu_{e\mu} B_{\perp} & 0 & \frac{\Delta m^2}{4E} \sin 2\theta_{12} & -\frac{\Delta m^2}{4E} \cos 2\theta_{12} - V_e \end{pmatrix}. \quad (7)$$

The suppression due to potential term in the two component case in Eq. (5) can now be lifted due to resonant transitions. The electron neutrinos produced in the Sun, can undergo multiple resonances in presence of magnetic field. The usual MSW resonance $\nu_{eL} \leftrightarrow \nu_{\mu L}$ takes place at the location x_{MSW}

$$\left. \frac{\rho(x)Y_e}{m_n} \right|_{x=x_{MSW}} = \frac{\Delta m^2 \cos 2\theta_{12}}{2\sqrt{2}G_F E}. \quad (8)$$

In addition, there is spin-flavor resonance $\nu_{eL} \leftrightarrow \nu_{\mu R}$ which always occur before the MSW resonance. The location of the spin-flavor resonance is given by

$$\left. \frac{\rho(x)Y_e^{\text{eff}}}{m_n} \right|_{x=x_{SFP}} = \frac{\Delta m^2 \cos 2\theta_{12}}{2\sqrt{2}G_F E}, \quad (9)$$

where $\rho(x)$ is the matter density inside Sun, m_n is the neutron mass, Y_e is the electron fraction and

$$Y_e^{\text{eff}} = \begin{cases} (3Y_e - 1)/2 & \text{for } \nu_{eL} \leftrightarrow \nu_{\mu R}, \\ (2Y_e - 1) & \text{for } \nu_{eL} \leftrightarrow \bar{\nu}_{\mu}. \end{cases} \quad (10)$$

E (MeV)	$\nu_{eL} \leftrightarrow \nu_{\mu R}$	$\nu_{eL} \leftrightarrow \bar{\nu}_{\mu}$
2.5	0.057	0.027
5.0	0.156	0.142
10.0	0.230	0.218
15.0	0.268	0.257

Table 1: The location of SFP resonance in the Sun (in units r/R_{\odot}) for different neutrino energies.

The location of resonance for different neutrino energies are given in Table 1 using the electron density profile from the standard solar model of Bahcall (Bahcall et al. 2005). We have used $\Delta m^2 = 7.4 \times 10^{-5} \text{ eV}^2$ and $\theta_{12} = 33.8^\circ$ throughout the paper. For neutrinos with energy below 2 MeV the resonant density required is too high to occur in the Sun. Thus only the high energy 8B neutrinos are expected to be affected by these effects.

The solution of the neutrino evolution equation with spin-flavor Hamiltonian (6) and (7) are difficult to solve for arbitrary varying density and magnetic fields. However there exist analytical (Aneziris & Schechter 1992) and semi-analytic (Yilmaz 2018) solutions for different cases. In the next Section we will study the case of zero vacuum mixing which give rise to equations admitting analytical exact solutions.

3 AN ANALYTICAL MODEL FOR ZERO VACUUM MIXING

For the case of $\theta_{12} = 0$, only the SFP resonance can contribute to the neutrino transitions. In this case the effective Hamiltonian becomes 2×2 matrix in the channel $\nu_{eL} \leftrightarrow \nu_{\mu R}/\bar{\nu}_{\mu}$:

$$H = \begin{pmatrix} -\frac{\Delta m^2}{4E} + \frac{\delta V}{2} & \mu_{e\mu} B \\ \mu_{e\mu} B & \frac{\Delta m^2}{4E} - \frac{\delta V}{2} \end{pmatrix}, \quad (11)$$

where $\delta V = \sqrt{2}G_F\rho Y_e^{\text{eff}}/m_N$, with Y_e^{eff} given by Eq. (10). As can be seen from Eq. (11), the main input required to study spin-flavor transitions is the profile of number density of electrons and neutrons, and the

et al. 2005) is shown in Figure 2. However, for obtaining numerical solutions various approximations are used (Pal 1992). Here we use the approximation

$$n_e(r) = 100[1 - \tanh(5r/R_\odot)]N_A \text{ cm}^{-3}, \quad (12)$$

where N_A is the Avogadro number, which gives a reasonably good approximation apart from the region near the surface of the Sun.

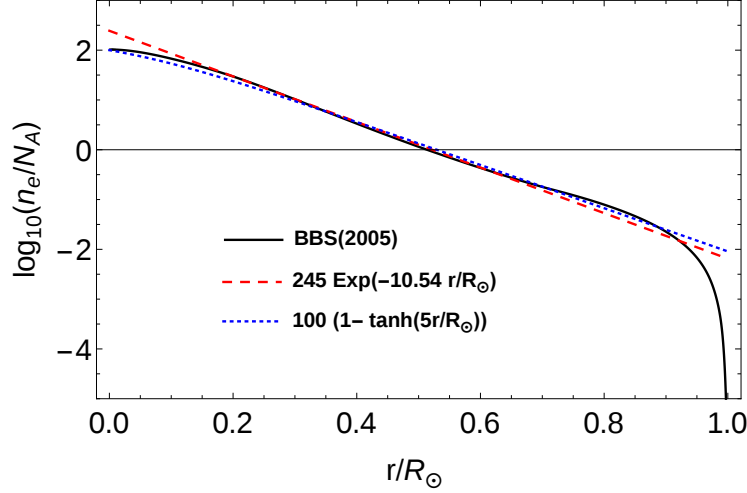


Figure 2: Electron number density variation vs. radial distance in the Sun. The solid line represent the standard solar model BBS(2005) and the dashed curves are analytical approximations.

Now the equation for the neutrino flavor ν_{eL} with Hamiltonian (11) becomes a second order ordinary differential equation given by

$$\frac{d^2 \nu_{eL}}{dt^2} - \left(\frac{\mu \dot{B}}{\mu B} + i\xi \right) \frac{d\nu_{eL}}{dt} + \left(\phi^2 + i \frac{d\phi}{dt} + (\mu B)^2 - i\phi \frac{\mu \dot{B}}{\mu B} + \phi \xi \right) \nu_{eL} = 0, \quad (13)$$

where we have denoted

$$\phi = -\frac{\Delta m^2}{4E} + \frac{1}{\sqrt{2}} G_F n_e, \quad (14)$$

$$\xi = \begin{cases} -\frac{1}{\sqrt{2}} G_F n_n & \text{for } \nu_{eL} \rightarrow \nu_{\mu R}, \\ -\sqrt{2} G_F n_n & \text{for } \nu_{eL} \rightarrow \bar{\nu}_\mu. \end{cases} \quad (15)$$

In general it is possible to solve this equation numerically to obtain the survival probability of electron neutrinos. However for the case when magnetic field is given by Eq. (2) and density is given by Eq. (12), the set of equations reduces to well known Demkov-Kunike model, which has exact solutions (Suominen & Garraway 1992; Kenmoe et al. 2016). The analytical solution is given by Eq. (A.15) and can be used to calculate the neutrino transition probability $P(\nu_{eL} \rightarrow \bar{\nu}_{\mu R}; R_\odot)$. The resulting solution plotted in Figure 3 shows the difference for the two cases of Dirac and Majorana neutrinos. For sufficiently low magnetic fields the difference in the transition probability of the two cases is not significant. However, for large magnetic field there can be detectable difference in the Dirac and Majorana neutrinos.

If assume that inside the Sun the transitions are driven dominantly by SFP resonance, and that outside

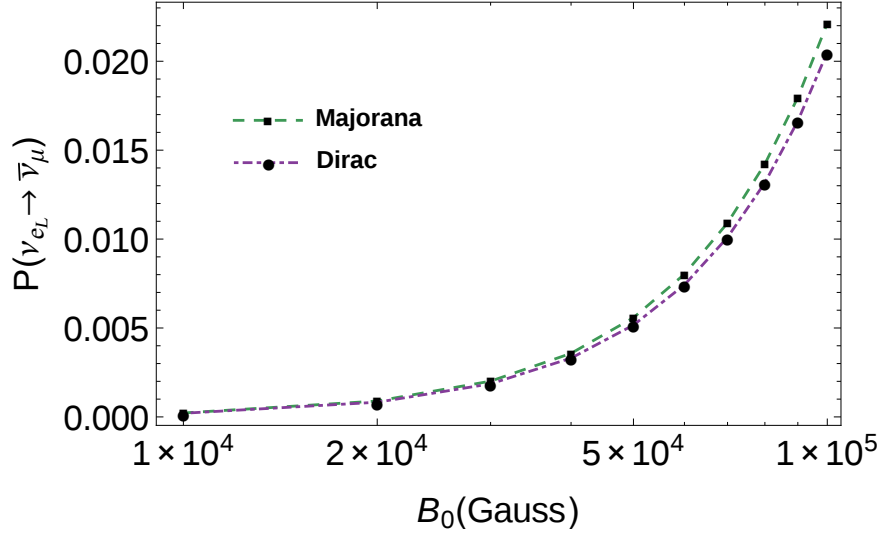


Figure 3: Transition probability of Dirac and Majorana neutrinos obtained from the solution of Eq. (13). Here the neutrinos are assumed to be produced at the center of the Sun and energy $E = 10$ MeV.

electron neutrinos produced inside the Sun, to reach the Earth surface as electron antineutrinos is given by (Akhmedov & Pulido 2003)

$$\begin{aligned}
 P(\nu_e \rightarrow \bar{\nu}_e) &= P(\nu_{eL} \rightarrow \bar{\nu}_{\mu R}; R_\odot) P(\bar{\nu}_{\mu R} \rightarrow \bar{\nu}_{eR}; R_{es}) \\
 &= P(\nu_{eL} \rightarrow \bar{\nu}_{\mu R}; R_\odot) \sin^2 2\theta_{12} \sin^2 \left(\frac{\Delta m^2 R_{es}}{4E} \right),
 \end{aligned} \tag{16}$$

where R_{es} is the average distance between Earth and Sun.

For the above model, the result from the Borexino experiment can be used to obtain bounds on the maximum magnetic field B_0 at the centre of the Sun. The Borexino experiment gives upper limit on the neutrino transition probability for 8B neutrinos: $P_{\nu_e \rightarrow \bar{\nu}_e} < 1.3 \times 10^{-4}$ at 90% C.L. for $E_{\bar{\nu}} > 1.8$ MeV (Bellini et al. 2011).

Now the transition probability $P(\nu_{eL} \rightarrow \bar{\nu}_{\mu R}; R_\odot)$ in Eq. (16) is obtained from Eq. (A.15), by averaging over the 8B neutrino production region in the Sun (Bahcall et al. 2005). Using this we calculate the mean probability in the energy region ($2 < E < 15$) MeV with 1 MeV/bin. For Majorana neutrinos we obtain $\langle P \rangle = 1.18 \times 10^{-4}$ for $B_0 = 3 \times 10^4$ G and $\langle P \rangle = 2.1 \times 10^{-4}$ for $B_0 = 4 \times 10^4$ G. Whereas for the case of Dirac neutrinos we obtain $\langle P \rangle = 1.0 \times 10^{-4}$ for $B_0 = 3 \times 10^4$ G and $\langle P \rangle = 1.8 \times 10^{-4}$ for $B_0 = 4 \times 10^4$ G. Thus the consistency with the Borexino result requires $B_0 \leq 3 \times 10^4$ G in both the cases. Hence this analysis presents us a useful bound on the magnetic field in the solar core. This bound lies in between the various other bounds discussed in the previous section. However, this limiting case obtained by substituting $\theta_{12} = 0$ inside the solar region over-estimates the transition probability by pushing the SFP resonance further deep in the solar interior where the strength of the magnetic field is higher. Thus we expect the actual bound on the magnetic field to be higher in the full treatment with all the flavors taken into consideration.

For the case when magnetic field is given by Eq.(1) in the RZ of the Sun, such analytical solutions of

we do not expect significant transitions. Hence the bounds on the RZ magnetic field will be comparatively weaker. .

4 INCLUDING EFFECTS OF θ_{12}

Adding the effects of the vacuum mixing leads to the full Hamiltonian (6) and (7) for Dirac and Majorana neutrinos respectively. However since there is no resonant production of $\nu_{eR}/\bar{\nu}_e$, we set its amplitude to zero which gives the effective 3×3 Hamiltonian for the Majorana neutrinos

$$H_M = \begin{pmatrix} -\frac{\Delta m^2}{4E} \cos 2\theta_{12} + V_e & \frac{\Delta m^2}{4E} \sin 2\theta_{12} & \mu B_\perp \\ \frac{\Delta m^2}{4E} \sin 2\theta_{12} & \frac{\Delta m^2}{4E} \cos \theta_{12} + V_\mu & 0 \\ \mu B_\perp & 0 & \frac{\Delta m^2}{4E} \cos 2\theta_{12} - V_\mu \end{pmatrix}, \quad (17)$$

and similar one for the Dirac neutrinos. In this case we have two resonances given by Eqs. (8) and (9). However at the location of both resonances the Hamiltonian is dominated by large off-diagonal term $\Delta m^2 \sin 2\theta_{12}/4E$. Thus merely fulfilling the SFP resonant condition (9) is not sufficient to drive large transitions due to magnetic field. In this case it more appropriate to go to mass eigenbasis where such large vacuum mixing terms are absent (Friedland 2005). The Hamiltonian in the mass eigenbasis can be obtained by performing the rotation on the flavor eigenstates

$$H_M \rightarrow R_{12}^\dagger H_M R_{12}, \quad (18)$$

and diagonalizing the resultant matrix, where R_{12} is the rotation matrix in the (12) plane. We obtain

$$H_M^D = \begin{pmatrix} \Delta_D & 0 & \mu B \cos \theta_D \\ 0 & -\Delta_D & \mu B \sin \theta_D \\ \mu B \cos \theta_D & \mu B \sin \theta_D & -\kappa_M \end{pmatrix}, \quad (19)$$

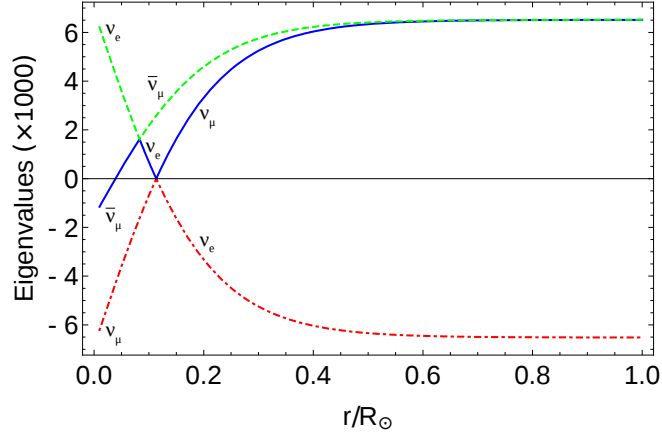
where

$$\Delta_D = \sqrt{\left(-\frac{\Delta m^2}{4E} \cos 2\theta_{12} + \frac{1}{\sqrt{2}} G_F n_e\right)^2 + \left(\frac{\Delta m^2}{4E} \sin 2\theta_{12}\right)^2}, \quad (20)$$

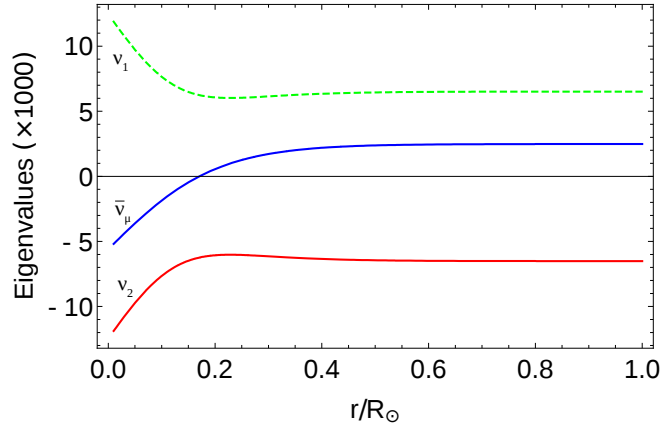
$$\theta_D = -\frac{1}{2} \tan^{-1} \left(\frac{\frac{\Delta m^2}{4E} \sin 2\theta_{12}}{-\frac{\Delta m^2}{4E} \cos 2\theta_{12} + \frac{1}{\sqrt{2}} G_F n_e} \right), \quad (21)$$

$$\kappa_M = -\frac{\Delta m^2}{4E} \cos 2\theta_{12} + \frac{1}{\sqrt{2}} G_F (n_e - 2n_n). \quad (22)$$

In Figure 4 we plot the eigenvalues of the Majorana Hamiltonian (17) and (19) in flavor and mass basis respectively. In the flavor basis 4a one can see the level crossing at two different points. The lower one corresponds to SFP resonance while the higher one is the MSW resonance. The electron neutrinos are produced predominantly in the heavier mass eigenstate (dashed curve in Figure 4a). At the SFP crossing point the transition between the neutrino states $\nu_e \leftrightarrow \bar{\nu}_\mu$ is driven by the strength of the magnetic field at the location of the level crossing. Assuming the level crossing to be adiabatic the ν_e eigenstate is now represented by the solid curve in Figure 4a while the dashed curve corresponds now to $\bar{\nu}_\mu$. The electron neutrino then goes through another resonance at the MSW crossing point. After this second level crossing the ν_e state now corresponds to the dot-dashed curve which is the lower mass eigenstate while ν_μ is the



(a)



(b)

Figure 4: Eigenvalues of the Hamiltonian for $E = 10$ MeV neutrinos: (a) in the flavor basis (17) for $\theta_{12} \approx 0$. The two level crossing points correspond to SFP and MSW resonances. (b) in the mass eigenbasis (19) for $\theta_{12} = 33.8^\circ$. The dashed/dot-dashed lines correspond to ν_1/ν_2 and solid line correspond to $\bar{\nu}_\mu$. Here we have used $B_0 = 10^6$ G and the eigenvalues are in dimensionless units.

However, this notion of resonant flavor conversion is valid only for small mixing angles (Friedland 2001). For large values of mixing angle the mass eigenbasis describe the situation more accurately. Comparing Figures 4a and 4b, it is seen that the level crossing which was present for the case $\theta_{12} \approx 0$ is now absent. Again, if the electron neutrinos are produced in the heavier mass eigenstate (dashed curve in Figure 4b), they now will not encounter any level crossing resonance such as those in Figure 4a. Thus merely fulfilling the resonant conditions in Eqs. (8) and (9) is not sufficient for resonant conversion and these conditions are valid only for small mixing angle. A general condition for resonant conversion can also be derived which holds for both small and large mixing angles (Friedland 2005).

An examination of the neutrino transitions as it propagates in the Sun give further details about the neutrino evolution in this general case. Working with Hamiltonian (19) we can see at the point of neutrino production near the solar core the diagonal terms are $\Delta_D \sim 4 \times 10^{-12}$ eV for $E = 10$ MeV, while the magnetic field term $\mu B \sim 6 \times 10^{-16}$ eV for $B \sim 10^4$ G. Thus there is a difference of about four orders of

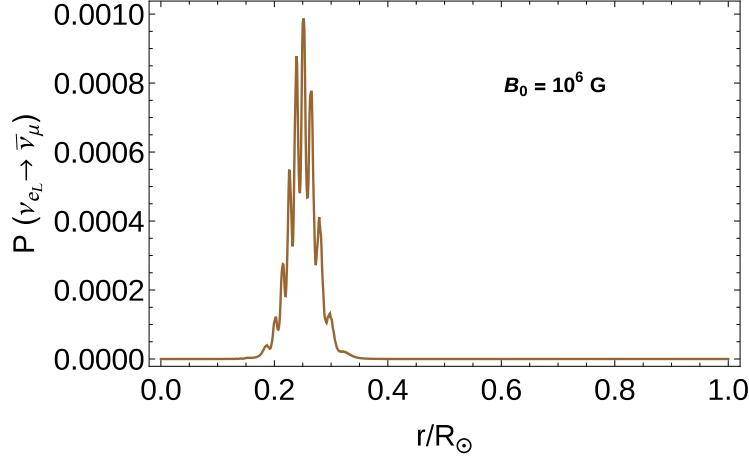


Figure 5: The variation of probability $P(\nu_{eL} \rightarrow \bar{\nu}_{\mu R})$ with distance inside the Sun for maximum RZ magnetic field $B_0 = 10^6$ G. The neutrinos are assumed to be produced at the centre of the Sun and $E = 10$ MeV.

RZ, the eigenlevels come closer. At $r \approx 0.2R_\odot$ we have $\Delta_D \sim 2 \times 10^{-12}$ eV while the magnetic field now increases to about 10^6 G, thus $\mu B \sim 6 \times 10^{-14}$ eV. There is still a difference of about an order of magnitude, however now there can be small $\nu_{eL} \leftrightarrow \bar{\nu}_\mu$ transitions driven by the magnetic field as can be seen in Figure 5. These conversions persist as long as the ratio $\Delta_D/\mu B \sim 0.1$. However beyond $r = 0.4R_\odot$, the magnetic field gradually falls off to values $< 10^5$ G (see Figure 1), and the corresponding transitions also die out. Thus after the partial conversion of the neutrinos $\nu_e \rightarrow \bar{\nu}_\mu$ in the region $r \approx (0.2 - 0.4)R_\odot$ is the neutrino reverts back to being predominantly in the eigenstate ν_1 . As the neutrinos propagate towards the CZ, they will again encounter an increasing magnetic field. However due to the strong bounds on the magnetic field in this region having peak field $B_0 < 10^5$ G, the diagonal splitting terms $\Delta_D \gg \mu B$ and there will be no significant transitions due to magnetic fields. Thus assuming the neutrinos are produced in the eigenstate ν_1 in the Sun, they will exit the Sun in the same eigenstate and buried magnetic field in the RZ having strength $\sim 10^6$ G are not sufficient to cause any appreciable level crossing. Thus the transitions are suppressed to a great extent.

We can write the neutrino transition probability

$$P(\nu_{eL} \rightarrow \bar{\nu}_{\mu R}) = \sum_i P(\nu_{eL} \rightarrow \nu_i) P(\nu_i \rightarrow \bar{\nu}_{\mu R}), \quad (23)$$

where $P(\nu_{eL} \rightarrow \nu_i)$ is the probability that the electron neutrino is produced in mass eigenstate ν_i and $P(\nu_i \rightarrow \bar{\nu}_{\mu R})$ is the probability of transition $\nu_i \rightarrow \bar{\nu}_{\mu R}$ under the effect of magnetic field. Since the Hamiltonian in Eq. (19) for the Majorana neutrinos can be effectively decoupled into two 2×2 blocks, we can write

$$P(\nu_{eL} \rightarrow \bar{\nu}_{\mu R}) = \cos^2 \theta_D(r_i) P(\nu_1 \rightarrow \bar{\nu}_{\mu R}) + \sin^2 \theta_D(r_i) P(\nu_2 \rightarrow \bar{\nu}_{\mu R}), \quad (24)$$

where $\theta_D(r_i)$ is the mixing angle at the neutrino production point r_i . The probabilities $P(\nu_i \rightarrow \bar{\nu}_{\mu R})$ can

5 COMPARISON WITH BOREXINO RESULTS

The most stringent constraints on the anti-neutrino flux are given by the Borexino experiment (Bellini et al. 2011), which reported an upper limit of $\phi_{\bar{\nu}_e} < 760 \text{ cm}^{-2} \text{ s}^{-1}$ on the ${}^8\text{B}$ flux. For an undistorted ${}^8\text{B}$ neutrino spectrum, the solar anti-neutrino flux at the surface of Earth is given by

$$\phi_{\bar{\nu}_e} = \phi_{\nu_e}({}^8\text{B})P(\nu_e \rightarrow \bar{\nu}_e), \quad (25)$$

where the value of total ${}^8\text{B}$ neutrino flux is $\phi_{\nu_e}({}^8\text{B}) = 5.88 \times 10^6 \text{ cm}^{-2} \text{ s}^{-1}$ (Bellini et al. 2011). Thus Borexino placed an upper bound of $P(\nu_e \rightarrow \bar{\nu}_e) < 1.3 \times 10^{-4}$.

The solar electron neutrino transition probability $P(\nu_e \rightarrow \bar{\nu}_e)$ at the Earth surface can be calculated using Eq.(16), where $P(\nu_{eL} \rightarrow \bar{\nu}_{\mu R}; R_\odot)$ is numerically evaluated using Eq. (24) and is averaged over the ${}^8\text{B}$ neutrino production region in the Sun (Bahcall et al. 2005). To put appropriate bounds on the solar magnetic field we plot in Figure 6 the probability $P(\nu_e \rightarrow \bar{\nu}_e)$ against the peak magnetic field for the case of Majorana Hamiltonian (17). The two curves in Figure 6 correspond to the two magnetic field profiles shown in Figure 1, one peaking at the centre of the Sun and other in the RZ, in accordance with the existing Helioseismological bounds. In Figure 6, we also show that the Borexino limit (Bellini et al. 2011) intersects the two curves at points corresponding to the maximum allowed peak magnetic field. For the first case when the magnetic field peaks in the RZ, using the Borexino limit we obtain the value of peak magnetic field $B_0 < 2.1 \times 10^8 \text{ G}$. Thus the Borexino data is unable to constraint the existing bound of $B_0 < 30 \text{ MG}$ in the solar RZ, which corresponds to the probability $P(\nu_e \rightarrow \bar{\nu}_e) < 2.9 \times 10^{-6}$ and hence to an upper limit $\phi_{\bar{\nu}_e} < 17 \text{ cm}^{-2} \text{ s}^{-1}$ of the anti-neutrino flux. This requires an improvement by almost two orders of magnitude in the sensitivity of $\bar{\nu}_e$ detection. However the same analysis with magnetic field peaking in the solar core provide very useful bounds which constraint some of the existing solar models. The Borexino limit in this case yields an upper bound of $B_0 < 1.1 \times 10^6 \text{ G}$, which is almost factor one-seventh of the current largest bound on the core magnetic field (Antia 2002). It is useful to compare this result with that obtained in Section 3, where we obtained much stronger bound of $B_0 < 8 \times 10^4 \text{ G}$. This shows that the two component approximation used frequently (e.g. (Mosquera Cuesta & Lambiase 2008)) does not give the correct transition probability and it is more appropriate to take into account all possible channels in which the initially produced neutrino state may undergo resonant conversion.

Since the Borexino experiment continues to take data, it is natural to assume that the future results will be able to place more stringent limits on the anti-neutrino flux. This in turn will be useful to place stricter upper bounds on the solar magnetic field, especially in the solar core region where the current Helioseismological bounds vary widely in predictions.

6 CONCLUSIONS

In this paper, we have studied the phenomena of neutrino spin-flavor oscillations in the Sun for neutrinos having sufficiently large magnetic moments $\sim 10^{-11} \mu_B$. We have constructed two models for solar magnetic field based on the current bounds on the magnetic field in different regions of the Sun. In the first model, one can have large magnetic field in the solar core and it tapers off with distance from the center. In the second model, we have a large magnetic field in the RZ which becomes negligible in the core re-

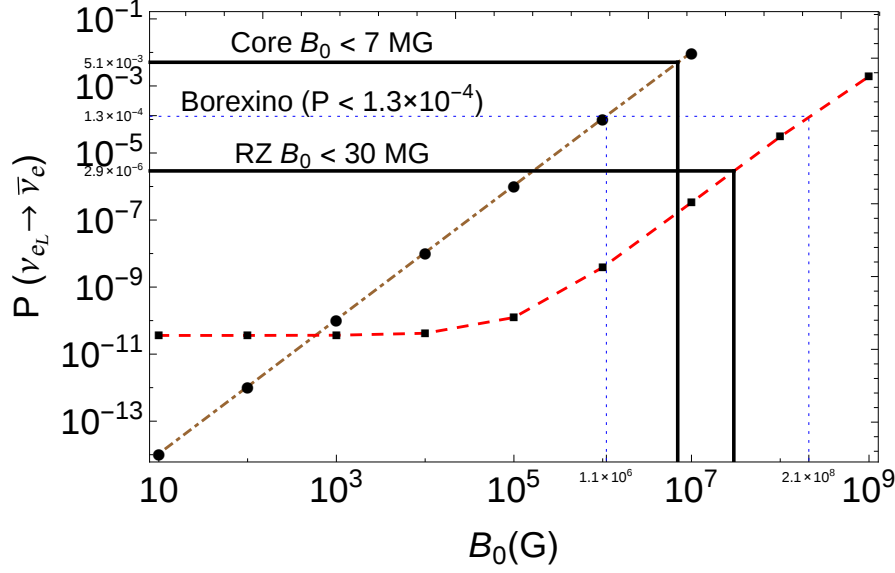


Figure 6: The probability of solar electron neutrino ($E = 10$ MeV) to anti-neutrino conversion at the Earth surface (Eq. (16)) and comparison with Borexino results. The dashed(red) curve and dotdashed(brown) curve show the probability $P(\nu_e \rightarrow \bar{\nu}_e)$ calculated using the two field profiles marked with respective curves in Figure 1. The dotted(blue) line shows that the current upper bound $P(\nu_e \rightarrow \bar{\nu}_e) < 1.3 \times 10^{-4}$ from the Borexino experiment corresponds to a bound of 2.1×10^8 G on the RZ magnetic field and to a bound of 1.1×10^6 G on the core magnetic field. The solid(black) lines show the Helioseismological bounds of 30 MG and 7 MG on the RZ and solar core magnetic fields respectively.

even magnetic field $\sim 10^4$ G are sufficient to change the neutrino helicity as it comes out of the Sun. We have also obtained a novel parametrization for the electron density profile in the Sun, which gives a better approximation compared to the usual exponential parametrization.

For the case of zero vacuum mixing and large magnetic field in the solar core, we obtain analytically exact solutions. This allows us to put strong bounds on the magnetic field in the solar core using the results from the Borexino experiment. Also difference between the Dirac and Majorana neutrinos is significant only for magnetic fields $\sim 10^5$ G or more. We then examined the effects for the realistic case of large vacuum mixing angle and found that it has an effect in suppressing the $\nu_e \rightarrow \bar{\nu}_\mu$ transitions. The energy level diagrams distinctly show the difference between the two cases. Whereas in the case of small mixing angle we get enhanced transitions due to adiabatic level crossings. For the latter case of large vacuum mixing the eigenstates of the Hamiltonian in the mass eigenbasis do not show exhibit such crossing phenomena. Thus the dominant terms are the diagonal terms and small transitions take place only in the RZ where the ratio of the two terms is ~ 0.1 . Furthermore, the CZ fields do not affect the neutrino transitions. The Borexino results are then used to place appropriate bounds on the two models of solar magnetic field. It is found that whereas the Borexino bounds are significantly weak to place any upper limit in the RZ magnetic field, for the solar core magnetic field we are able to place an upper bound $B_0 < 1.1 \times 10^6$ G. This is significant improvement over the existing bounds coming from Helioseismology results.

Based on above results it can be seen that while the sub-leading effects on solar neutrinos due to spin-

experiments will be able to place even stronger constraints on the neutrino magnetic moment as well as solar magnetic field. Thus the phenomena of spin-flavor oscillations gives important information about the solar interior independent of the Helioseismological observations.

7 ACKNOWLEDGEMENT

The authors would like to acknowledge helpful comments and suggestions from the referee.

Appendix A: NEUTRINO EVOLUTION EQUATIONS AND DEMKOV-KUNIKI MODEL

For the case when magnetic field and density of the Sun are given by Eqs. (2) and (12) the Hamiltonian (11) can be written as

$$H = \begin{pmatrix} -\frac{\Delta m^2}{4E} + \frac{V_0}{2}(1 - \tanh(5r/R_\odot)) & \mu B_0 \operatorname{sech}(5r/R_\odot) \\ \mu B_0 \operatorname{sech}(5r/R_\odot) & \frac{\Delta m^2}{4E} - \frac{V_0}{2}(1 - \tanh(5r/R_\odot)) \end{pmatrix}, \quad (\text{A.1})$$

where $V_0 = \sqrt{2}G_F Y_e^{\text{eff}} \rho_0 / m_N$; ρ_0 being the density at the solar centre. We denote

$$a = -\frac{\Delta m^2}{4E} + \frac{V_0}{2}, \quad (\text{A.2})$$

$$b = -\frac{V_0}{2}, \quad (\text{A.3})$$

$$c = \mu B_0. \quad (\text{A.4})$$

For ultra relativistic neutrinos propagating along the radial direction in the Sun, the flavor equation (13) can now be written as

$$\frac{d^2 \nu_{eL}}{dr^2} + \frac{5}{R_\odot} \tanh(5r/R_\odot) \frac{d\nu_{eL}}{dr} + \left(c^2 \operatorname{sech}^2(5r/R_\odot) + (a + b \tanh(5r/R_\odot))^2 + \frac{5i}{R_\odot} (a \tanh(5r/R_\odot) + b) \right) \nu_{eL} = 0. \quad (\text{A.5})$$

Now substituting $z = (1 + \tanh(5r/R_\odot))/2$, Eq. (A.5) becomes

$$z(1-z) \frac{d^2 \nu_{eL}}{dz^2} + \frac{1}{2}(1-2z) \frac{d\nu_{eL}}{dz} + c^2 \left(\frac{R_\odot}{5} \right)^2 q(z) \nu_{eL} = 0, \quad (\text{A.6})$$

where

$$q(z) = 1 + \frac{1}{4c^2 z(1-z)} \left((a + b(2z-1))^2 + \frac{5i}{R_\odot} (a(2z-1) + b) \right). \quad (\text{A.7})$$

Finally the substitution $\nu_{eL} = z^\mu (1-z)^\nu u(z)$, where

$$\mu = -i(a-b)R_\odot/10, \quad (\text{A.8})$$

$$\nu = i(a+b)R_\odot/10, \quad (\text{A.9})$$

converts Eq. (A.6) to Gauss hypergeometric equation

$$z(1-z) \frac{d^2 u}{dz^2} + (\gamma - (\alpha + \beta + 1)z) \frac{du}{dz} - \alpha \beta u(z) = 0, \quad (\text{A.10})$$

where

$$\alpha = \frac{R_\odot}{10} \left(ib + \sqrt{-b^2 + 4c^2} \right), \quad (\text{A.11})$$

$$\beta = \frac{R_\odot}{10} \left(ib - \sqrt{-b^2 + 4c^2} \right), \quad (\text{A.12})$$

$$\gamma = \frac{1}{2} - i(a-b) \frac{R_\odot}{10}. \quad (\text{A.13})$$

Eq. (A.10) has two linearly independent solutions which can be taken as (Notzold 1987)

$$\nu_{eL\pm} = z^{\pm\mu}(1-z)^{\nu}u_{\pm}(z), \quad (\text{A.14})$$

where $u_{\pm}(z) = u(z)|_{\mu \rightarrow \pm\mu}$. If the neutrinos are produced at the location r_0 inside the Sun, then the evolution of the state ν_{eL} is given by

$$\begin{aligned} \nu_{eL}(r) = & \cos^2 \theta_m e^{i\omega r_0} z^{\mu}(1-z)^{\nu} {}_2F_1(\alpha, \beta, \gamma; z) \\ & + \sin^2 \theta_m e^{-i\omega r_0} z^{-\mu}(1-z)^{\nu} {}_2F_1(\alpha, \beta, \gamma; z)|_{\mu \rightarrow -\mu}, \end{aligned} \quad (\text{A.15})$$

where $\theta_m = \tan^{-1}(c/a)/2$, $\omega = \sqrt{(a)^2 + (c)^2}$ and ${}_2F_1(\alpha, \beta, \gamma; z)$ is the Gauss hypergeometric function. Since $b^2 \gg 4c^2$, we can use $\alpha \approx \mu + \nu$, $\beta \approx 0$ and $\gamma = (1/2) + 2\mu$ for evaluating the survival probability given by $P_{ee}(r_0, r) = |\nu_{eL}(r)|^2$. The transition probability $1 - P_{ee}(r_0, r)$ is then averaged over the 8B neutrino production region to put appropriate bounds on the magnetic field.

References

- Abdurashitov, J. N., et al. 1994, Phys. Lett., B328, 234 [1](#)
- Abe, S., et al. 2008, Phys. Rev. Lett., 100, 221803 [2](#)
- Agostini, M., et al. 2017, Phys. Rev., D96, 091103 [3](#)
- Agostini, M., et al. 2018, Nature, 562, 505 [2](#)
- Aharmim, B., et al. 2019, Phys. Rev., D99, 032013 [2](#)
- Ahmad, Q. R., et al. 2002, Phys. Rev. Lett., 89, 011301 [1](#)
- Akhmedov, E. K. 1988, Phys. Lett., B213, 64 [2](#)
- Akhmedov, E. K., & Khlopov, M. Yu. 1988, Mod. Phys. Lett., A3, 451 [2](#)
- Akhmedov, E. K., & Pulido, J. 2003, Phys. Lett., B553, 7 [3](#), [8](#)
- Aneziris, C., & Schechter, J. 1992, Phys. Rev., D45, 1053 [6](#)
- Anselmann, P., et al. 1995, Phys. Lett., B357, 237, [Erratum: Phys. Lett.B361,235(1995)] [1](#)
- Antia, H. M. 2002, ESA Spec. Publ., 505, 71 [4](#), [12](#)
- Babu, K. S., & Mathur, V. S. 1987, Phys. Lett., B196, 218 [3](#)
- Bahcall, J. N., Serenelli, A. M., & Basu, S. 2005, Astrophys. J., 621, L85 [6](#), [8](#), [12](#)
- Balantekin, A. B., & Volpe, C. 2005, Phys. Rev., D72, 033008 [3](#)
- Barranco, J., Delepine, D., Napsuciale, M., & Yebra, A. 2017, arXiv:1704.01549 [4](#)
- Bellini, G., et al. 2011, Phys. Lett., B696, 191 [8](#), [12](#)
- Bilenky, S. M., & Pontecorvo, B. 1978, Phys. Rept., 41, 225 [1](#)
- Boruta, N. 1996, The Astrophysical Journal, 458, 832 [4](#)
- Chauhan, B. C., Pulido, J., & Raghavan, R. S. 2005, JHEP, 07, 051 [3](#)
- Cisneros, A. 1971, Astrophys. Space Sci., 10, 87 [2](#)
- Cleveland, B. T., Daily, T., Davis, Jr., R., et al. 1998, Astrophys. J., 496, 505 [1](#)
- Couvidat, S., Turck-Chieze, S., & Kosovichev, A. G. 2003, Astrophys. J., 599, 1434 [4](#)
- Das, C. R., Pulido, J., & Picariello, M. 2009, Phys. Rev., D79, 073010 [3](#)
- Davis, R. 1994, Prog. Part. Nucl. Phys., 32, 13 [2](#)

- Eguchi, K., et al. 2004, Phys. Rev. Lett., 92, 071301 [2](#)
- Fan, Y. 2009, Living Reviews in Solar Physics, 6, 4 [4](#)
- Farzan, Y., & Tortola, M. 2018, Front.in Phys., 6, 10 [2](#)
- Friedland, A. 2001, Phys. Rev., D64, 013008 [10](#)
- Friedland, A. 2005, arXiv:hep-ph/0505165 [3](#), [4](#), [9](#), [10](#)
- Friedland, A., & Gruzinov, A. 2004, Astrophys. J., 601, 570 [4](#)
- Fukuda, Y., et al. 1996, Phys. Rev. Lett., 77, 1683 [1](#), [2](#)
- Fukugita, M., & Yanagida, T. 1987, Phys. Rev. Lett., 58, 1807 [3](#)
- Fukugita, M., & Yanagida, T. 2003, Physics of neutrinos and applications to astrophysics [3](#)
- Giunti, C., Kouzakov, K. A., Li, Y.-F., et al. 2016, Annalen Phys., 528, 198 [3](#)
- Giunti, C., & Studenikin, A. 2015, Rev. Mod. Phys., 87, 531 [3](#), [4](#), [5](#)
- Guzzo, M. M., de Holanda, P. C., & Peres, O. L. G. 2005, Phys. Rev., D72, 073004 [3](#)
- Hampel, W., et al. 1996, Phys. Lett., B388, 384 [1](#)
- Haxton, W. C., Hamish Robertson, R. G., & Serenelli, A. M. 2013, Ann. Rev. Astron. Astrophys., 51, 21 [2](#)
- Hosaka, J., et al. 2006, Phys. Rev., D73, 112001 [2](#)
- Joshi, S., & Jain, S. R. 2016, Phys. Lett., B754, 135 [2](#)
- Joshi, S., & Jain, S. R. 2017, Phys. Rev., D96, 096004 [2](#)
- Kenmoe, M., Tchaptada, A., & Fai, L. 2016, J. Math. Phys., 57, 122106 [7](#)
- Lee, B. W., & Shrock, R. E. 1977, Phys. Rev., D16, 1444 [3](#)
- Lim, C.-S., & Marciano, W. J. 1988, Phys. Rev., D37, 1368 [2](#)
- Lopes, I., & Silk, J. 2019, Phys. Rev., D99, 023008 [2](#)
- Maltoni, M., & Smirnov, A. Yu. 2016, Eur. Phys. J., A52, 87 [2](#)
- Marciano, W. J., & Sanda, A. I. 1977, Phys. Lett., B67, 303 [3](#)
- Mikhhev, S. P., & Smirnov, A. Yu. 1986a, Sov. Phys. JETP, 64, 4, [Zh. Eksp. Teor. Fiz.91,7(1986)] [2](#)
- Mikhhev, S. P., & Smirnov, A. Yu. 1986b, Nuovo Cim., C9, 17 [2](#)
- Miranda, O. G., Pena-Garay, C., Rashba, T. I., Semikoz, V. B., & Valle, J. W. F. 2001, Nucl. Phys., B595, 360 [4](#), [5](#), [12](#)
- Miranda, O. G., Rashba, T. I., Rez, A. I., & Valle, J. W. F. 2004, Phys. Rev., D70, 113002 [3](#)
- Mosquera Cuesta, H. J., & Lambiase, G. 2008, Astrophys. J., 689, 371 [12](#)
- Notzold, D. 1987, Phys. Rev., D36, 1625 [15](#)
- Okun, L. B., Voloshin, M. B., & Vysotsky, M. I. 1986, Sov. Phys. JETP, 64, 446, [Zh. Eksp. Teor. Fiz.91,754(1986)] [2](#)
- Pal, P. B. 1992, Int. J. Mod. Phys., A7, 5387 [7](#)
- Pal, P. B., & Wolfenstein, L. 1982, Phys. Rev., D25, 766 [3](#)
- Schechter, J., & Valle, J. W. F. 1981, Phys. Rev., D24, 1883, [Erratum: Phys. Rev.D25,283(1982)] [2](#)
- Shrock, R. E. 1982, Nucl. Phys., B206, 359 [3](#)
- Suominen, K.-A., & Garraway, B. 1992, Phys. Rev., A45, 374 [7](#)
- Torrente-Lujan, E. 2003, JHEP, 04, 054 [3](#)
- Wolfenstein, L. 1978, Phys. Rev., D17, 2369 [2](#)

Wurm, M. 2017, Phys. Rept., 685, 1 [2](#)

Yilmaz, D. 2016, Adv. High Energy Phys., 2016, 1435191 [2](#)

Yilmaz, D. 2018, Turk. J. Phys., 42, 600 [6](#)