

Accelerated Share Repurchase and other buyback programs: what neural networks can bring*

Olivier Guéant[†], Iuliia Manziuk[‡], Jiang Pu[§]

Abstract

When firms want to buy back their own shares, they have a choice between several alternatives. If they often carry out open market repurchase, they also increasingly rely on banks through complex buyback contracts involving option components, e.g. accelerated share repurchase contracts, VWAP-minus profit-sharing contracts, etc. The entanglement between the execution problem and the option hedging problem makes the management of these contracts a difficult task that should not boil down to simple Greek-based risk hedging, contrary to what happens with classical books of options. In this paper, we propose a machine learning method to optimally manage several types of buyback contracts. In particular, we recover strategies similar to those obtained in the literature with partial differential equation and recombining tree methods and show that our new method, which does not suffer from the curse of dimensionality, enables to address types of contract that could not be addressed with grid or tree methods.

Key words: ASR contracts, Optimal stopping, Stochastic optimal control, Deep learning, Recurrent neural networks, Reinforcement learning.

1 Introduction

Payout policy has been a major research topic in corporate finance since the payout irrelevance proposition of Modigliani and Miller [27] stating the equivalence of dividend payment and share buyback in an idealised market without taxes, frictions, and information asymmetries. When taxes, frictions, and information asymmetries enter the scene, there could

*This research has been conducted with the support of the Research Initiative “Modélisation des marchés actions, obligations et dérivés” financed by HSBC France under the aegis of the Europlace Institute of Finance. The authors would like to thank Philippe Bergault (Université Paris 1 Panthéon-Sorbonne), Marc Chataigner (Université Evry Val-d’Essonne), Dan Edery (HSBC), Nicolas Grandchamp des Raux (HSBC), Greg Molin (HSBC), and Kamal Omari (HSBC) for the discussions they had on the topic. The readers should nevertheless be aware that the views, thoughts, and opinions expressed in the text belong solely to the authors.

[†]Université Paris 1 Panthéon-Sorbonne. Centre d’Economie de la Sorbonne. 106, boulevard de l’Hôpital, 75013 Paris, France. Corresponding author. email: olivier.gueant@univ-paris1.fr

[‡]Université Paris 1 Panthéon-Sorbonne. Centre d’Economie de la Sorbonne. 106, boulevard de l’Hôpital, 75013 Paris, France.

[§]Institut Europlace de Finance. 28, place de la Bourse, 75002 Paris, France.

be reasons to prefer share buybacks over dividend payments, or *vice versa*. In practice, in addition to fiscal motives in some regions, share buybacks are often favoured for signalling stock price undervaluation, for deterring takeover, or for offsetting dilution effect associated with stock options (see [2, 15] for a review on payout policy).

Share buybacks can be carried out using several methods. Until the end of the 80s, share repurchases were predominantly made via fixed-price tender offers and Dutch auctions.¹ Then, in the 90s, open market repurchases (OMRs) took over and represented the vast majority of share buyback programs (see [29]). However, as reported for instance in [7], after a share repurchase announcement, a substantial number of companies usually do not commit to it. In order to make a credible commitment, an increasing number of firms started, from the early 2000s, to sign contracts with investment banks to delegate buyback programs in the form of VWAP-minus programs. The main examples of such contracts are Accelerated Share Repurchase (ASR) contracts.

In a nutshell, ASR contracts work as follows. Upon signature of an ASR contract between a firm and an investment bank, the latter delivers shares to the former by borrowing them from shareholders (typically institutional investors). Subsequently the bank has a short position and needs to buy shares in the open market to return them back to the lenders. The contract typically involves an option component to determine either the price per share paid by the firm, the number of shares it receives, or both. This option component is usually of the Asian type with Bermudan exercise features, or even more complex in the case of profit-sharing programs (see Section 2 for more details).

In addition to higher credibility (see [7]), the motives of firms carrying out buyback through accelerated programs are numerous. An important segment of the academic literature deals with the financial reporting advantages and the immediate boost of earnings per share (EPS) provided by ASR contracts. For instance [24, 25] find evidence of EPS enhancement as a motive of ASR adoption,² but this finding has to be put in perspective because of other studies such as [1, 7, 12, 22] finding little evidence. The literature also discusses the signalling content of ASR over OMR programs, as the commitment associated with ASRs reinforces the classical undervaluation signal of share buyback programs (see [12, 22, 24]).

The economic literature on ASRs also deals with the short- and long-term effects of ASR announcement on the firm stock price. Many papers suggest indeed an immediate increase in the stock price, although the amplitude of this effect is debated (see for instance [1, 22, 26]). Some also discuss price manipulations of firms willing to reduce the price of stocks before the announcement of ASR programs (see [13, 14]). Market microstructure changes around ASR announcements are also discussed in [23].

In spite of an extensive economic literature on ASR contracts, the pricing and management

¹Privately negotiated repurchases also existed and continue to exist.

²The literature discusses for instance the incentive of management to sign ASR contracts to boost EPS for increasing performance-based compensation, see [25].

of complex buyback contracts has rarely been tackled. Pioneer works on the subject include that of Jaimungal *et al.* [21] and papers by Guéant *et al.* [17, 18]. They all show that ASR contracts should not be managed with Greeks as traditional equity derivatives, because the execution problem at the heart of these contracts cannot be disentangled from the option component. The payoff of the option is indeed, in most cases, a partial hedge for the execution process. Moreover, the volumes to be executed are often very large and execution costs must be taken into account. Furthermore, there are often participation constraints in buyback programs preventing to buy more than a given proportion of the daily volume, or even forbidding the use of stock selling.

In [21], the authors focus on ASR contracts with fixed number of shares and American exercise. They propose a continuous-time model where the stock price is modeled as a geometric Brownian motion with a drift reflecting permanent market impact, and add quadratic execution cost as in Almgren-Chriss models [3, 4]. The strategy they propose is optimal for a bank maximising its expected profit and loss (PnL) and penalising inventory. The main interest of [21] is that the authors manage to reduce the problem to a 3-variable partial differential equation, whereas the initial problem is in dimension 5. In particular, they show that the exercise boundary only depends on the time to maturity and the ratio between the stock price and its average value since inception. The case of ASR contracts with fixed number of shares is also dealt with in the paper [18] by Guéant, Pu and Royer who proposed a discrete-time model with general execution cost function, and an expected utility objective function. As in [21], they show that the problem boils down to a set of equations with 3 variables; here time to maturity, the number of shares to be bought, and the difference between the current stock price and the average price since inception. The case of ASR contracts with fixed notional is dealt with in [17], a case where the dimensionality reduction is limited as one must eventually solve a problem in dimension 4. Surprisingly, more complex VWAP-minus programs, such as profit-sharing programs, are not dealt with in the literature.

Because of its high-dimensional nature, the problem of pricing and managing ASRs and other (more complex) VWAP-minus programs can be solved with the help of neural networks instead of grids as in the above literature. This paper proposes a machine learning approach involving recurrent neural networks to find the optimal execution strategy associated with different types of VWAP-minus programs: ASRs with fixed number of shares, ASRs with fixed notional, and profit-sharing contracts.

In recent years, following the craze regarding neural networks, several research papers have encouraged the idea that neural network techniques could be a way to tackle financial issues suffering from the curse of dimensionality. In particular, several papers written by Jentzen and collaborators – see for instance [8, 19, 28] – proposed new methods, based on neural networks, to approximate the solutions of linear and nonlinear parabolic PDEs. In particular, [28] solves linear PDEs including that of Black and Scholes with correlated noises and that of Heston, and [19] solves the equation associated with the Black-Scholes model when different interest rates are considered for borrowing and lending.³ Other papers on the hedg-

³Interestingly, these papers do not approximate directly the solution of the PDEs, but their (space-)gradient (related to the actions in the vocabulary of reinforcement learning). In other words, prices must be deduced

ing of options with (deep) neural network techniques include the famous “Deep Hedging” paper (see [10]) written by Buehler *et al.* that uses a semi-recurrent neural network. The case of American and Bermudan payoffs is also addressed in [9] with an interesting idea that we also use: the relaxation of the optimal stopping decision.

Our approach is indeed innovative in that, in addition to looking for the best execution strategy using a recurrent neural network, we do not look directly for the optimal stopping time, but rather for the optimal probability to stop at each step, given the current state. This relaxation allows to go from a discrete decision problem to a continuous one, and therefore enables the use of gradient descent tools. In practice, we use a second neural network for modelling the probability to stop. Our approach recovers results similar to those of [17, 18] in the case of ASR contracts without the need to solve a partial differential equation in dimension 4. It also enables to obtain results that could not be obtained with grid methods, as is the case for VWAP-minus profit-sharing contracts. Interestingly, our approach can also be used with any price dynamics unlike what happens with the grid or tree approaches developed in the literature.

In Section 2, we describe the three different types of buyback contracts addressed in the paper: two types of ASR contracts and one VWAP-minus profit-sharing contract. In Section 3, we propose a discrete-time model similar to that of [16, 17, 18] and define the objective functions. In Section 3, we also describe our deep recurrent neural network method to approximate the optimal strategy for managing the different contracts. Finally, in Section 4, we provide numerical results and discuss our findings.

2 Buyback contracts

In this paper we consider three different types of buyback contracts: the two types of ASR contracts tackled in [16, 17, 18, 21], and one VWAP-minus profit-sharing contract never addressed in the academic literature. The termsheets of these contracts can be summarised as follows:

I. ASR contract with fixed number of shares:

- 1) At time $t = 0$, the bank borrows Q shares from the firm’s shareholders (usually institutional investors) and delivers these shares to the firm in exchange for the current Mark-to-Market (MtM) value of these assets (QS_0) .⁴
- 2) The bank has to progressively buy Q shares in the open market to give them back to the initial shareholders and return to a flat position on the stock.
- 3) The final settlement of the contract is associated either with the early exercise of an option or with the expiry of the contract (at time T). If the bank decides to early exercise the option at time $\tau \in \mathcal{T}$, where $\mathcal{T} \subset (0, T)$ is the set of possible early exercise

from Greeks and not the other way round as with the classical tools of mathematical finance.

⁴Here we consider the case of a pre-paid ASR contract. The case of a post-paid ASR contract is the same, if funding and interest rate are ignored.

dates specified in the contract, then the firm pays to the bank the difference between the average market price between 0 and τ (in this section, we denote by A_t the average price between 0 and t) and the price at inception S_0 . This can be regarded as the bank being long a Bermudan option with Asian payoff $Q(A_\tau - S_0)$. If the contract goes to expiry the final payoff is instead $Q(A_T - S_0)$.

II. ASR contract with fixed notional:

- 1) At time $t = 0$, the firm pays to the bank a fixed amount of cash F . In return, the bank delivers to the firm Q shares borrowed from the firm's shareholders, where $Q = \zeta \frac{F}{S_0}$ (ζ is usually around 80%).
- 2) The bank has to progressively buy back Q shares in the open market to give them back to the initial shareholders.
- 3) The final settlement of the contract is associated either with the early exercise of an option or with the expiry of the contract (at time T). If the bank decides to early exercise the option at time $\tau \in \mathcal{T}$, where $\mathcal{T} \subset (0, T)$ is the set of possible early exercise dates specified in the contract, then there is a transfer of $\frac{F}{A_\tau} - Q$ shares from the bank to the firm, so that the actual number of shares acquired by the firm is $\frac{F}{A_\tau}$. If the contract goes to expiry, then there is a transfer of $\frac{F}{A_T} - Q$ shares from the bank to the firm.

Remark 1. *In practice, for both types of ASR, there is often a discount proposed to the firm: the bank gives back part of the option value in the form of a discount on the average price – hence the expression VWAP-minus used for most of these programs. Considering this discount does not raise any difficulty with our approach.*

III. VWAP-minus profit-sharing contract:

- 1) At time $t = 0$, there is no initial transaction.
- 2) Then, the bank has to buy shares in the open market on behalf of the client either until an amount of cash equal to F has been spent or until the expiry of the contract (at time T). For this type of contract, selling is prohibited.
- 3) If the contract expires before the required amount of cash is spent, the contract is settled by the payment of a penalty by the bank to the firm.⁵ Otherwise, once an amount of cash equal to F has been spent (we denote by time τ_0 the occurrence of that event), the bank becomes long a Bermudan option with expiry date T and payoff $\alpha(q(A_\tau - \kappa S_0) - F)_+$, where:
 - q is the number of shares bought by the bank on behalf of the firm against the amount F ;
 - $\tau \in \mathcal{T} \cap [\tau_0, T]$ designates a stopping time (as in all Bermudan/American options), where $\mathcal{T} \subset (0, T]$ is the set of possible exercise dates specified in the contract;
 - α is the proportion of profit sharing (typically 25%);
 - κ is a hurdle rate required by the firm (typically below 1%).

⁵This should never happen as T is chosen to ensure the possibility of the delivery.

In other words, the bank is incentivised to carry out the execution at a better price than the average price minus a discount.

Remark 2. *These contracts are common in the brokerage and corporate derivatives industry, but it is not clear that they really give the bank an incentive to carry out a good execution in all situations. If, indeed, the beginning of the execution process is poor, and if the bank subsequently realises that the option will be worth almost nothing, then it has no reason to provide the best possible execution to the client. For this reason banks, in order to give the best service to the client, should manage the option as if the payoff was $\alpha(q(A_\tau - \kappa S_0) - F)$ or $\alpha(q(A_\tau - \kappa S_0) - F)_+ - \beta(q(A_\tau - \kappa S_0) - F)_-$ (where $\beta \in [0, \alpha]$) instead of $\alpha(q(A_\tau - \kappa S_0) - F)_+$.*

Remark 3. *It is noteworthy that this type of VWAP-minus program can be seen as a fixed-amount liquidation problem where the asset to liquidate is the cash instead of the stock.*

3 The model

3.1 Mathematical setting

3.1.1 Dynamics of the state variables

We consider a discrete-time model where each period of time of length δt corresponds to one day. In other words, given a contract with maturity date T corresponding to N days ($T = N\delta t$), we consider the subdivision $(t_n = n\delta t)_{0 \leq n \leq N}$ of the interval $[0, T]$. We denote by $\mathcal{N} = \{n \in \{0, \dots, N\} | t_n \in \mathcal{T}\}$ the set of indices corresponding to the possible (early) exercise dates.

We consider a probability space (Ω, \mathbb{P}) and a listed firm whose stock price is modelled by a stochastic process $(S_n)_n$. We denote by $(\mathcal{F}_n)_n$ the filtration generated by $(S_n)_n$. We assume that the filtered probability space $(\Omega, (\mathcal{F}_n)_{0 \leq n \leq N}, \mathbb{P})$ satisfies the usual conditions.

Remark 4. *It is noteworthy that we do not set a particular model for the price dynamics.*

For $n \in \{1, \dots, N\}$, the running average price of that stock over $\{t_1, \dots, t_n\}$ is denoted by

$$A_n = \frac{1}{n} \sum_{k=1}^n S_k.$$

Let us consider a bank in charge of buying shares of that firm. We assume that the bank executes an order each day, and we denote by $(v_n \delta t)_n$ the daily volumes of transactions: $v_0 \delta t$ for the first day, $v_1 \delta t$ for the second day, etc. Subsequently, the number of shares $(q_n)_n$ bought by the bank in the market is given by

$$\begin{cases} q_0 = 0 \\ q_{n+1} = q_n + v_n \delta t. \end{cases}$$

For the shares bought over the n -th day the bank pays the price S_n plus execution costs; the execution costs being modelled by a continuous function $L : \mathbb{R} \mapsto \mathbb{R}_+$ verifying the following assumptions:

- $L(0) = 0$;
- L is strictly convex on \mathbb{R} , increasing on \mathbb{R}_+ , and decreasing on \mathbb{R}_- ;
- L is asymptotically superlinear, *i.e.*:

$$\lim_{\rho \rightarrow +\infty} \frac{L(\rho)}{\rho} = +\infty.$$

The resulting cumulative cash spent by the bank modelled by $(X_n)_n$ has the following dynamics:

$$\begin{cases} X_0 = 0 \\ X_{n+1} = X_n + v_n S_{n+1} \delta t + L\left(\frac{v_n}{V_{n+1}}\right) V_{n+1} \delta t, \end{cases}$$

where $(V_n)_n$ is the market volume process, assumed to be deterministic.

In the following, we first compute the profit and loss associated with each type of contract. Then, we introduce the set of admissible controls and propose an objective function that could be used by the bank to carry out optimisation.

3.1.2 Profit and Loss

I. ASR contract with fixed number of shares:

No matter if the bank chooses to early exercise on day $n \in \mathcal{N}$ or if the contract expires on day $n = N$, the bank has to acquire $Q - q_n$ shares. We assume that these remaining shares could be purchased at price S_n plus execution costs. The resulting final amount of cash spent by the bank is $(Q - q_n)S_n + \ell(Q - q_n)$, where $\ell : \mathbb{R} \mapsto \mathbb{R}_+$ satisfies the same properties as the execution cost function L .

At exercise date or at expiry (day n) the bank receives from the firm an amount of cash equal to QA_n . The resulting profit and loss of the bank is

$$\text{PnL}_n^Q = QA_n - X_n - (Q - q_n)S_n - \ell(Q - q_n). \quad (1)$$

II. ASR contract with fixed notional:

No matter if the bank chooses to early exercise on day $n \in \mathcal{N}$ or if the contract expires on day $n = N$, the bank has to acquire $\frac{F}{A_n} - q_n$ shares. We assume that these remaining shares could be purchased at price S_n plus execution costs. The resulting amount of cash spent by the bank at time n is $\left(\frac{F}{A_n} - q_n\right)S_n + \ell\left(\frac{F}{A_n} - q_n\right)$, where $\ell : \mathbb{R} \mapsto \mathbb{R}_+$ is as above.

At exercise date or at expiry (day n) the bank receives from the firm an amount of cash equal to F . The resulting profit and loss of the bank is

$$\text{PnL}_n^F = F - X_n - \left(\frac{F}{A_n} - q_n \right) S_n - \ell \left(\frac{F}{A_n} - q_n \right). \quad (2)$$

III. VWAP-minus profit-sharing contract:

If the bank manages to spend the amount F before the expiry, then its profit and loss is

$$\text{PnL}_n^S = F - X_n + \alpha(q(A_n - \kappa S_0) - F)_+, \quad (3)$$

where n corresponds to the date of exercise of the option.⁶ Otherwise, we assume that the profit and loss at expiry date is just a penalty.

In our approach, we consider (i) that the option can be exercised even if the amount F has not been spent and (ii) that once an amount of cash F has been spent the bank stops trading. Moreover, we consider the modification of the profit and loss discussed in Remark 2. This results in the use of the following modified profit and loss formula:

$$\text{PnL}_n^S = -\ell(F - X_n) + \alpha(q_n(A_n - \kappa S_0) - F)_+ - \beta(q_n(A_n - \kappa S_0) - F)_-,$$

where $\ell : \mathbb{R} \mapsto \mathbb{R}_+$ is as above.

If the bank exercises the option before the amount F has been spent, then the penalty associated with ℓ is paid and we assume it is large enough to compensate the profit sharing term (should it be positive) if X_n is far below F . Otherwise, the payoff is just the same as above, except when it comes to the additional β term.

3.1.3 Objective function

Before introducing the objective function let us first define the set of admissible controls. We consider minimal and maximal market participation rates. In other words, we impose the market participation constraints $\underline{\rho}V_{n+1} \leq v_n \leq \bar{\rho}V_{n+1}$, where $\underline{\rho}$ can be of either sign.⁷

Therefore the set of admissible strategies of the bank can be represented as follows:

$$\mathcal{A} = \left\{ (v, n^*) \mid v = (v_n)_{0 \leq n \leq n^*-1} \text{ is } \mathcal{F}\text{-adapted, } \underline{\rho}V_{n+1} \leq v_n \leq \bar{\rho}V_{n+1}, 0 \leq n \leq n^* - 1, \right. \\ \left. \text{and } n^* \text{ is a } \mathcal{F}\text{-stopping time taking values in } \mathcal{N} \cup \{N\} \right\}.$$

We consider that the bank is willing to maximise the expected CARA utility of its PnL. Therefore, the optimisation problem faced by the bank is the following:

$$\sup_{(v, n^*) \in \mathcal{A}} \mathbb{E}[-\exp(-\gamma \text{PnL}_{n^*})]$$

where γ is the risk aversion parameter of the bank and PnL is either PnL^Q , PnL^F or PnL^S .

⁶In practice, X_n should be equal to F .

⁷Constraints of this type are sometimes specified explicitly in the contract.

Remark 5. We assume that the dynamics of the stock is chosen so that the above problem has a solution, i.e.

$$\sup_{(v, n^*) \in \mathcal{A}} \mathbb{E}[-\exp(-\gamma P n L_{n^*})] \neq -\infty$$

3.2 Relaxation and mean-variance approximation: towards a machine learning approach

3.2.1 Relaxation of the optimal stopping problem

Given the structure of the problem, the optimal number of shares to be bought on day $n + 1$ can be written as a closed-loop control $v(n, S_n, A_n, X_n, q_n)$. Similarly, the optimal decision to exercise the option can be written as: $\mathbf{1}_{\{n^*=n\}} = p(n, S_n, A_n, X_n, q_n)$.

Since the function p takes values in $\{0, 1\}$, thus exhibiting Heaviside-step-like behaviour on the exercise frontier, it is not suitable for continuous optimisation methods. In this regard, we extend the set of admissible controls to allow stochastic stopping decision.

More precisely, an admissible strategy is determined by:

- the number of shares to be bought on each day, modelled (up to the δt multiplicative term) by a \mathcal{F} -adapted process $(v_n)_n$;
- the stochastic stopping policy $(p_n)_n$, which is a \mathcal{F} -adapted process that takes values in the interval $[0, 1]$ with $p_n = \mathbf{1}_{n=N}$ if $n \notin \mathcal{N}$.

In order to sample effective stopping decision based on the stochastic stopping policy $(p_n)_n$, we introduce an extended σ -algebra $\mathcal{G} \supset \mathcal{F}_N$, and i.i.d uniform random variables $(\tilde{\epsilon}_n)_n$ defined on $(\Omega, \mathbb{P}, \mathcal{G})$. We assume that for all $n \in \{1, \dots, N\}$, $\tilde{\epsilon}_n$ is independent of \mathcal{F}_N .

The effective stopping time n^* is then defined as $\min\{n \in \mathcal{N} \cup \{N\} | \tilde{\epsilon}_n \leq p_n\}$, so that the stopping decision \hat{p}_n defined by $\hat{p}_n = \mathbf{1}_{\tilde{\epsilon}_n \leq p_n}$ is conditionally distributed as a Bernoulli with parameter p_n given \mathcal{F}_n and $\mathbf{1}_{n^* > n-1}$.

Therefore the PnL of the strategy is given by:

$$\text{PnL} = \sum_{n=1}^N \prod_{k=1}^{n-1} (1 - \hat{p}_k) \hat{p}_n \text{PnL}_n. \quad (4)$$

We search for the optimal strategy v in the form of $v_\theta(n, S_n, A_n, X_n, q_n)$, and p in the form of $p_n = p_\phi(n, S_n, A_n, X_n, q_n)$ for $n \in \mathcal{N}$, both of them lying in a finite dimensional set of functions parameterised by θ and ϕ respectively.

Remark 6. For the fixed number of shares and fixed notional ASR contracts, because of the use of a CARA utility framework, the optimal strategy do not depend on the cash variable (see [17, 18]). Therefore, the cash variable is absent of v_θ and p_ϕ in these cases.

In practice, we will use neural networks with some normalisations adapted to the problem. In our relaxed setting, the objective function has then a differentiable dependency on the parameters of the neural networks.⁸

3.2.2 Neural networks

For the neural networks to be robust with respect to scaling effects, we ensure that the variables that are fed into the input layer of the neural networks are dimensionless and centered. Likewise, the outputs of the networks are designed as perturbations of naive strategies.

I. ASR contract with fixed number of shares:

We parameterise the rate of share repurchase v_θ by:

$$v_\theta(n, S, A, X, q) = Q \cdot \min \left(\left(1 + \tilde{v}_\theta \left(\frac{n}{N} - \frac{1}{2}, \frac{S}{S_0} - 1, \frac{A-S}{S_0}, \frac{q}{Q} - \frac{1}{2} \right) \right) \cdot \frac{n+1}{N}, 1 \right) - q,$$

where \tilde{v}_θ is a neural network consisting of 4 inputs, a hidden layer of 50 neurons with ReLU activation function and 1 output.

The stochastic stopping policy p_ϕ is represented by:

$$p_\phi(n, S, A, X, q) = \mathbf{1}_{n \in \mathcal{N}} \cdot \mathcal{S} \left(\nu_\phi \cdot \left(\frac{q}{Q} - \tilde{p}_\phi \left(\frac{n}{N} - \frac{1}{2}, \frac{S}{S_0} - 1, \frac{A-S}{S_0} \right) \right) \right) + \mathbf{1}_{n=N}$$

where \tilde{p}_ϕ is a neural network consisting of 3 inputs, a hidden layer of 50 neurons with ReLU activation function and 1 output, ν_ϕ is a scaling parameter, and \mathcal{S} the function defined by:

$$\mathcal{S} : x \mapsto \min \left(\max \left(\frac{2}{1 + e^{-x}} - \frac{1}{2}, 0 \right), 1 \right).$$

II. ASR contract with fixed notional:

We parameterise the rate of share repurchase v_θ by:

$$v_\theta(n, S, A, X, q) = \frac{F}{A} \cdot \frac{n+1}{N} \left(1 + \tilde{v}_\theta \left(\frac{n}{N} - \frac{1}{2}, \frac{S}{S_0} - 1, \frac{A-S}{S_0}, \frac{qA}{F} - \frac{1}{2} \right) \right) - q,$$

where \tilde{v}_θ is a neural network consisting of 4 inputs, a hidden layer of 50 neurons with ReLU activation function and 1 output.

The stochastic stopping policy p_ϕ is represented by:

$$p_\phi(n, S, A, X, q) = \mathbf{1}_{n \in \mathcal{N}} \cdot \mathcal{S} \left(\nu_\phi \cdot \left(\frac{qA}{F} - \tilde{p}_\phi \left(\frac{n}{N} - \frac{1}{2}, \frac{S}{S_0} - 1, \frac{A-S}{S_0} \right) \right) \right) + \mathbf{1}_{n=N}$$

where \tilde{p}_ϕ is a neural network consisting of 3 inputs, a hidden layer of 50 neurons with ReLU activation function and 1 output, and ν_ϕ is a scalar parameter.

⁸A similar idea is used in [9] to handle American options with neural networks.

III. VWAP-minus profit-sharing contract:

We parameterise the rate of share repurchase v_θ by:

$$v_\theta(n, S, A, X, q) = \mathbf{1}_{X < F} \cdot \frac{F - X}{S} \max \left(\min \left(\frac{1}{N - n} (1 + \tilde{v}_\theta(\dots)), 1 \right), 0 \right),$$

where $\tilde{v}_\theta(\dots)$ stands for $\tilde{v}_\theta \left(\frac{n}{N} - \frac{1}{2}, \frac{S}{S_0} - 1, \frac{A - S}{S_0}, \frac{X}{F} - \frac{1}{2}, \frac{qS_0}{F} - \frac{1}{2} \right)$, and \tilde{v}_θ is a neural network consisting of 5 inputs, a hidden layer of 50 neurons with ReLU activation function and 1 output.

The stochastic stopping policy p_ϕ is represented by:

$$p_\phi(n, S, A, X, q) = \mathbf{1}_{n \in \mathcal{N}} \cdot \mathcal{S} \left(\nu_\phi \cdot \left(\frac{X}{F} - \tilde{p}_\phi \left(\frac{n}{N} - \frac{1}{2}, \frac{S}{S_0} - 1, \frac{A - S}{S_0}, \frac{qS_0}{F} - \frac{1}{2} \right) \right) \right) + \mathbf{1}_{n=N}$$

where \tilde{p}_ϕ is a neural network consisting of 4 inputs, a hidden layer of 50 neurons with ReLU activation function and 1 output, and ν_ϕ is a scalar parameter.

3.2.3 Objective function approximation

We could use a stochastic gradient descent or a mini-batched gradient descent on the expected CARA utility objective function to approximate an optimal trading and an optimal stopping strategy. However the very fact that the utility is exponential typically causes numerical issues. For that reason, we consider the classical approximation of the expected CARA utility objective function by a mean-variance objective function:⁹

$$-\frac{1}{\gamma} \log \mathbb{E} [\exp(-\gamma \text{PnL})] \approx \mathbb{E} [\text{PnL}] - \frac{\gamma}{2} \mathbb{V} [\text{PnL}]. \quad (5)$$

In our relaxed setting, we have

$$\begin{aligned} \mathbb{E} [\text{PnL}] &= \mathbb{E} [\mathbb{E} [\text{PnL} | \mathcal{F}_N]] \\ &= \mathbb{E} \left[\mathbb{E} \left[\sum_{n=1}^N \prod_{k=1}^{n-1} (1 - \hat{p}_k) \hat{p}_n \text{PnL}_n \middle| \mathcal{F}_N \right] \right] \\ &= \mathbb{E} \left[\sum_{n=1}^N \mathbb{E} \left[\prod_{k=1}^{n-1} (1 - \hat{p}_k) \hat{p}_n \middle| \mathcal{F}_N \right] \text{PnL}_n \right] \\ &= \mathbb{E} \left[\sum_{n=1}^N \prod_{k=1}^{n-1} (1 - p_k) p_n \text{PnL}_n \right] \end{aligned}$$

and similarly

$$\mathbb{E} [\text{PnL}^2] = \mathbb{E} \left[\sum_{n=1}^N \prod_{k=1}^{n-1} (1 - p_k) p_n \text{PnL}_n^2 \right].$$

⁹This approximation turns out to be exact in the case of Gaussian risks, and it is rather accurate for relatively small values of the risk aversion parameter.

Subsequently,

$$\begin{aligned}
-\frac{1}{\gamma} \log \mathbb{E} [\exp(-\gamma \text{PnL})] &\approx \mathbb{E} \left[\sum_{n=1}^N \prod_{k=1}^{n-1} (1 - p_k) p_n \text{PnL}_n \right] \\
&\quad - \frac{\gamma}{2} \left[\mathbb{E} \left[\sum_{n=1}^N \prod_{k=1}^{n-1} (1 - p_k) p_n (\text{PnL}_n)^2 \right] \right. \\
&\quad \left. - \left(\mathbb{E} \left[\sum_{n=1}^N \prod_{k=1}^{n-1} (1 - p_k) p_n \text{PnL}_n \right] \right)^2 \right].
\end{aligned}$$

Therefore, using a Monte-Carlo approximation with I trajectories of prices $(S_n^i)_{0 \leq n \leq N, 1 \leq i \leq I}$, and the resulting stopping policy $(p_n^i)_{1 \leq n \leq N, 1 \leq i \leq I}$ and profit and losses $(\text{PnL}_n^i)_{1 \leq n \leq N, 1 \leq i \leq I}$, we can consider the following approximation

$$\begin{aligned}
-\frac{1}{\gamma} \log \mathbb{E} [\exp(-\gamma \text{PnL})] &\approx \frac{1}{I} \sum_{i=1}^I \sum_{n=1}^N \prod_{k=1}^{n-1} (1 - p_k^i) p_n^i \text{PnL}_n^i \\
&\quad - \frac{\gamma}{2} \left[\frac{1}{I} \sum_{i=1}^I \sum_{n=1}^N \prod_{k=1}^{n-1} (1 - p_k^i) p_n^i (\text{PnL}_n^i)^2 \right. \\
&\quad \left. - \left(\frac{1}{I} \sum_{i=1}^I \sum_{n=1}^N \prod_{k=1}^{n-1} (1 - p_k^i) p_n^i \text{PnL}_n^i \right)^2 \right]. \tag{6}
\end{aligned}$$

Given the sampled trajectories $(S_n^i)_{0 \leq n \leq N, 1 \leq i \leq I}$, the right hand side of (6) depends only on θ and ϕ . Therefore using automatic differentiation tools we can perform gradient descent on this proxy of the objective function.

4 Numerical results

In this section we aim to illustrate the practical use of the above method. We consider the following reference case, that corresponds to rounded values for the stock Total SA, deliberately chosen to be the same as in [18] in order to show that the strategies obtained with this method have the same properties as the ones studied in [18] for the ASR contract with fixed number of shares.

For the same comparison purpose, we train the neural networks with arithmetic Brownian motion price trajectories $S_{n+1} = S_n + \sigma \sqrt{\delta t} \epsilon_{n+1}$, where $(\epsilon_n)_n$ are i.i.d. $\mathcal{N}(0, 1)$ random variables. Contrary to what happens with the method presented in [18], our method can be used with any other price dynamics or even historical data.

More precisely, we consider the following market model:

- $S_0 = 45$ €;
- $\sigma = 0.6$ €·day $^{-1/2}$, corresponding to an annual volatility approximately equal to 21%;
- $T = 63$ trading days. The set of possible early exercise dates is $\mathcal{N} = [22, 62] \cap \mathbb{N}$;

- $\forall n \in \{1, \dots, N\}, V_n = V = 4\,000\,000 \text{ shares} \cdot \text{day}^{-1}$;
- $L(\rho) = \eta |\rho|^{1+\phi}$ with $\eta = 0.1 \text{ €} \cdot \text{share}^{-1} \cdot \text{day}^{-1}$ and $\phi = 0.75$.

4.1 ASR contract with fixed number of shares

For this contract, we consider the following characteristics:

- $Q = 20\,000\,000$ stocks;
- $\ell : q \mapsto Cq^2$ for the terminal penalty, where $C = 2 \cdot 10^{-7} \text{ €} \cdot \text{share}^{-2}$;
- $\underline{\rho} = -\infty, \bar{\rho} = +\infty$, meaning that there is no participation constraints.

Our choice for the risk aversion parameter is $\gamma = 2.5 \cdot 10^{-7} \text{ €}^{-1}$.

Let us consider three different trajectories for the price in order to exhibit several features of the optimal strategy of the bank.

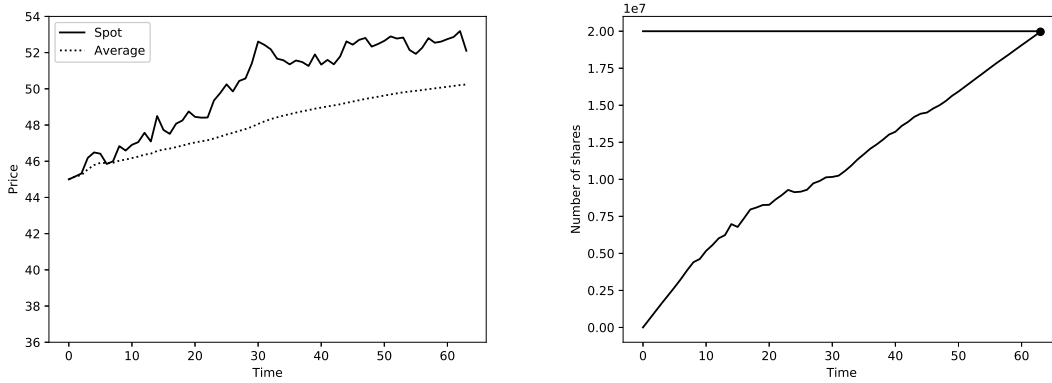


Figure 1: Price trajectory 1 and corresponding strategy for the ASR with fixed number of shares

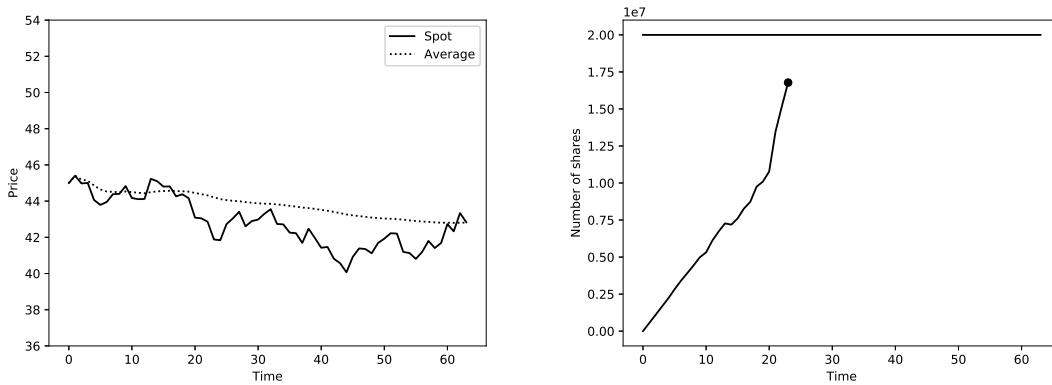


Figure 2: Price trajectory 2 and corresponding strategy for the ASR with fixed number of shares

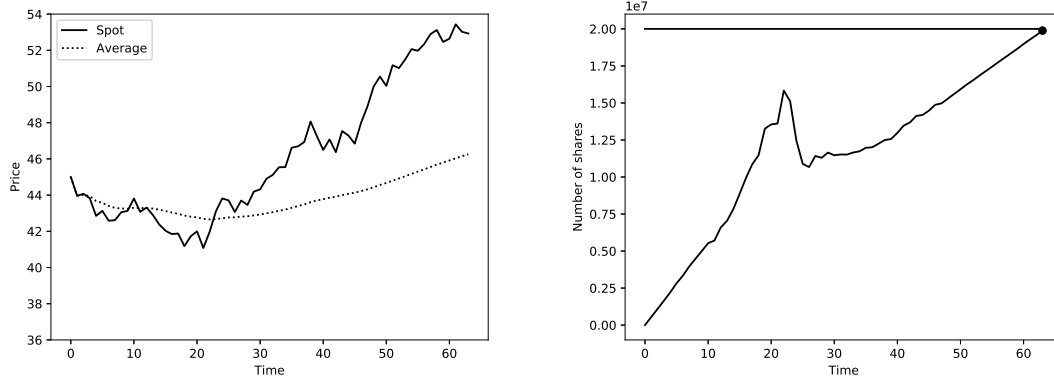


Figure 3: Price trajectory 3 and corresponding strategy for the ASR with fixed number of shares

The first price trajectory exhibits an upward trend. In this case, the optimal strategy of the bank consists in buying the shares slowly to minimise execution costs, as illustrated in Figure 1.

The second price trajectory exhibits a downward trend. In that case, the bank has an incentive to exercise rapidly, even without all the required shares being bought (see Figure 2). Indeed, as the price stays below its average, the latter is pulled down over time, making it less profitable to postpone the exercise of the option.

The third price trajectory we consider corresponds to the price decreasing and then increasing. As in the preceding two examples, we see in Figure 3 that the behaviour of the bank is strongly linked to the relative position of the price to its running average. At the beginning of the contract when the price is below its average, the bank is acquiring shares at a high pace. Afterwards when the price goes above its running average, it is no more profitable for the bank to accelerate execution. Instead, the bank is incentivised to delay the exercise of the option and it is even selling shares in order to stay close to the strategy $q_n = \frac{n}{N}Q$, which provides partial hedge against the payoff.

Now, as in [18], we study the effects of the parameters on the optimal strategy. More precisely, we focus on the execution cost parameter η and the risk aversion parameter γ .

Let us focus first on execution costs and more precisely on the liquidity parameter η . We consider our reference case with 4 values for the parameter η : 0.01, 0.1, 0.2, and 0.5. As we can see in Figure 4, corresponding to the third price trajectory, the less liquid the stock, the smoother the optimal strategy to avoid abrupt trading and round trips.

The optimal value of the mean-variance criterion for the different values of the parameter η are presented in the table below:

η	0.01	0.1	0.2	0.5
$\frac{\text{MeanVar}}{QS_0}$	1.13%	1.05%	0.99%	0.81%

As expected, the more liquid the stock, the more profitable the contract for the bank.

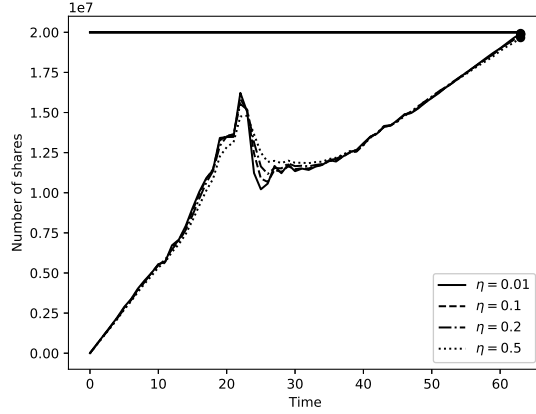


Figure 4: Effect of execution costs

Let us come now to risk aversion. We consider our reference case with 4 values for the parameter γ : 0, $2.5 \cdot 10^{-9}$, $2.5 \cdot 10^{-7}$, and $5.0 \cdot 10^{-7}$. Figure 5 shows the influence of γ on the optimal strategy. We see that the more risk averse the bank, the closer to the naive strategy (*i.e.* $q_n = \frac{n}{N}Q$) its strategy. This is intuitive as the latter is a natural way to hedge perfectly against the risk associated with the payoff. At the other end of the spectrum, when $\gamma = 0$, the corresponding strategy is much more aggressive at the beginning of the contract in order to be able to benefit from the optionality as soon as possible (because the function ℓ we have chosen provides a very strong incentive to have only a few shares to buy at the time of early exercise). What prevents the bank from buying instantaneously is just execution costs. An interesting point is also that, when $\gamma = 0$, the optimal strategy does not involve any stock selling.¹⁰

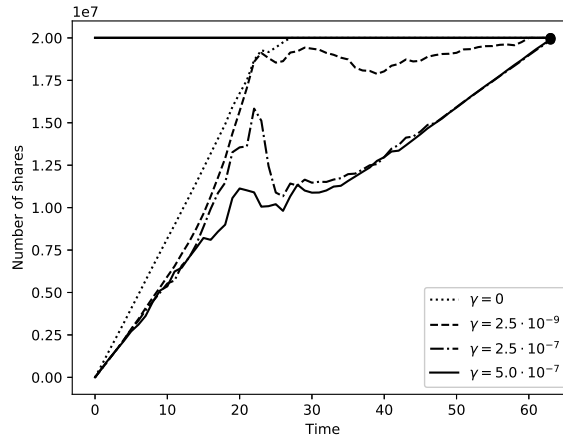


Figure 5: Effect of risk aversion

¹⁰Since neural networks are just approximations, sometimes we can see some small deviations from the optimal buy-only strategy in the no risk aversion case.

The mean variance values for the different values of the risk aversion parameter γ are presented in the table below:

γ	0	$2.5 \cdot 10^{-9}$	$2.5 \cdot 10^{-7}$	$5 \cdot 10^{-7}$
$\frac{\text{MeanVar}}{QS_0}$	1.35%	1.32%	1.05%	0.86%

Unsurprisingly, the more risk averse the bank, the lower the optimal value of the mean-variance criterion.

As our optimisation problem is not convex, the optimisation procedure is prone to local optima problem. Because of the random initialisation of the neural networks weights and because of Monte Carlo sampling, the learning process is not always the same. Figure 6 illustrates two very different learning curves associated with two different instances of the learning procedure with $\gamma = 5 \cdot 10^{-7} \text{ €}^{-1}$. We see that the optimisation process for the second instance stalls in a suboptimal state (with a mean-variance score slightly below 0), whereas the first instance manages to reach a state with a significantly higher score.

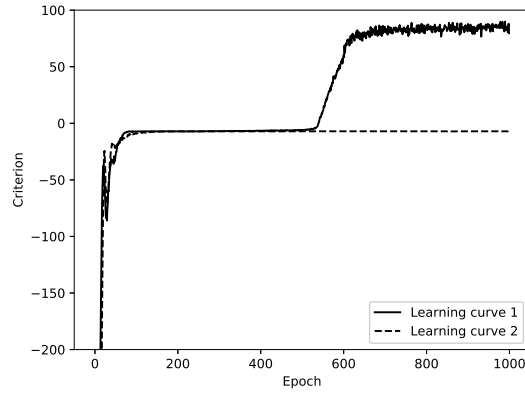


Figure 6: Training curve (the unit of the y-axis is $\frac{\text{MeanVar}}{QS_0}$ expressed in basis points)

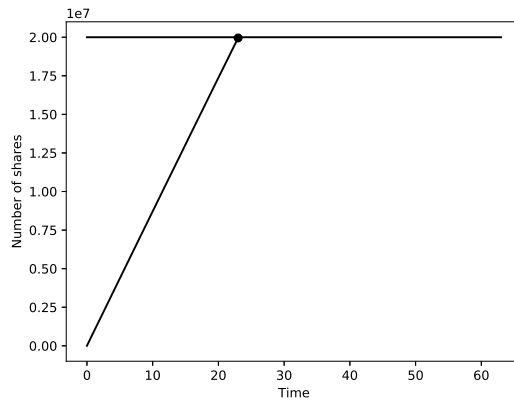


Figure 7: Locally optimal strategy

The suboptimal strategy consists in buying shares at a constant pace until having the required quantity Q of shares and exercising immediately the option, regardless of the price trajectory (see Figure 7). It is not surprising that this strategy could be a local optimum as the option payoff provides a perfect hedge for the execution process.

In order to deter the learner from being caught in the domain of attraction of the type of local optima described above, we can modify the objective function by setting γ to 0 over the first training epochs in order to remove the incentive of hedging. We refer to this procedure as pretraining.

We illustrate in Figure 8 the learning curve associated with the learning procedure where we performed pretraining over the first 100 epochs, and we compare it to the two above examples without pretraining. From this graph, we see that pretraining the network helps to avoid this type of local optima. Moreover, when pretraining is used, we see in Figure 8 that the learning curve does not exhibit an intermediate plateau.

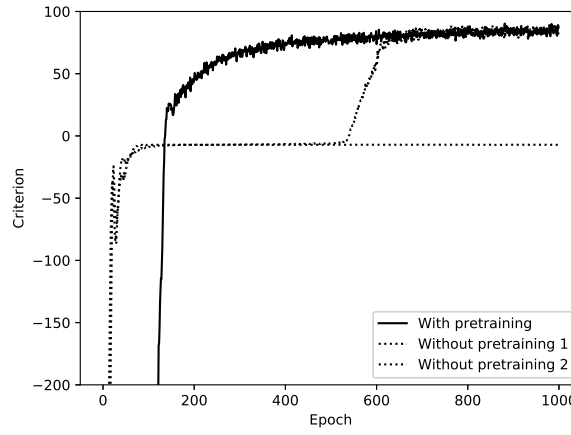


Figure 8: Comparison between learning curves with and without pretraining.

4.2 ASR contract with fixed notional

For this contract, we consider the following characteristics:

- $F = 900\,000\,000$ €;
- $\ell : q \mapsto Cq^2$ as terminal penalty, where $C = 2 \cdot 10^{-7}$ € ·share⁻²;
- $\underline{\rho} = -\infty, \bar{\rho} = +\infty$, meaning that there is no participation constraints.

We choose the risk aversion parameter $\gamma = 2.5 \cdot 10^{-7}$ €⁻¹.

In Figures 9, 10 and 11, we plot the strategies obtained in the case of that fixed notional ASR contract for the three above price trajectories. The targeted number of shares is represented with a solid line (it is not constant due to the stock price change).

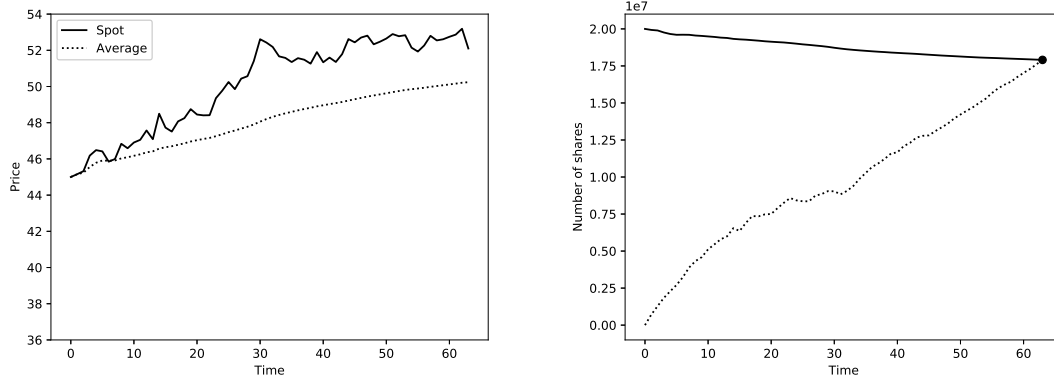


Figure 9: Price trajectory 1 and corresponding strategy for the ASR with fixed notional

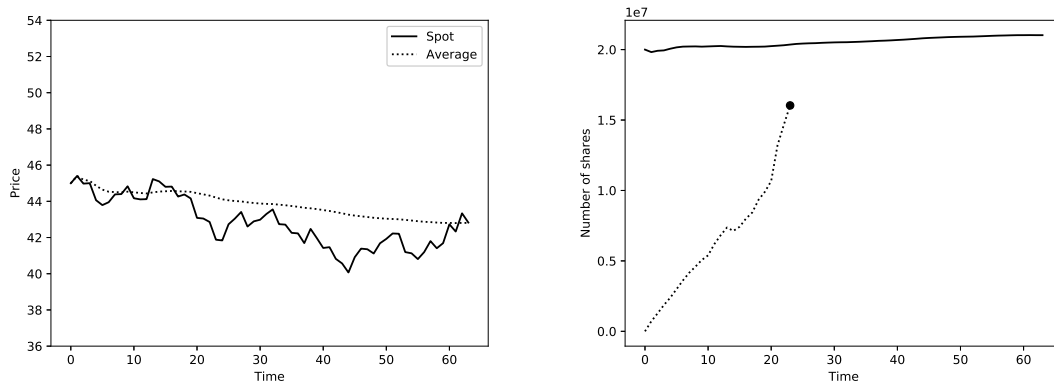


Figure 10: Price trajectory 2 and corresponding strategy for the ASR with fixed notional

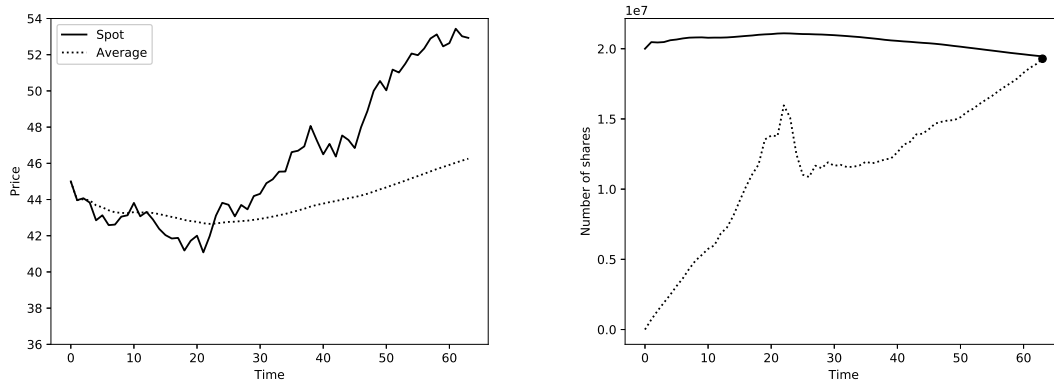


Figure 11: Price trajectory 3 and corresponding strategy for the ASR with fixed notional

Now, let us compare the strategies associated with the two types of ASR contracts. In Figures 12, 13 and 14, we see that strategies are similar for the two types of ASR: accelerating purchase when the difference between the average price and the price is positive and decelerating purchase or even selling when that difference is negative.

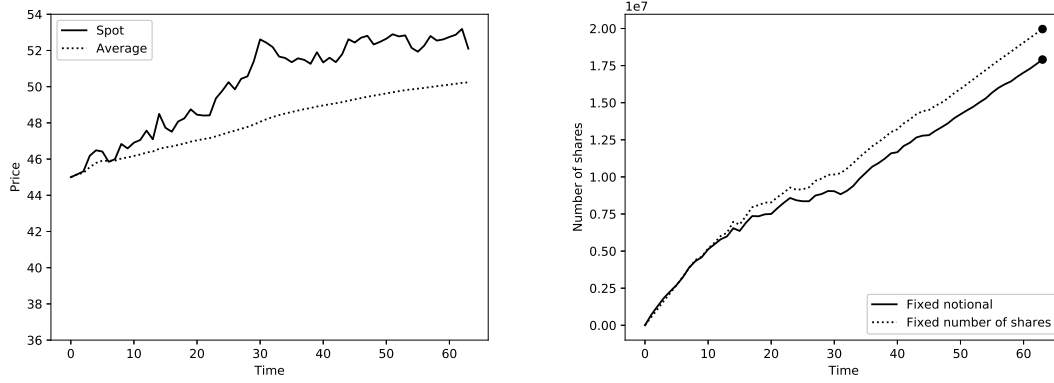


Figure 12: Price trajectory 1 and comparison of the strategies for the two types of ASR

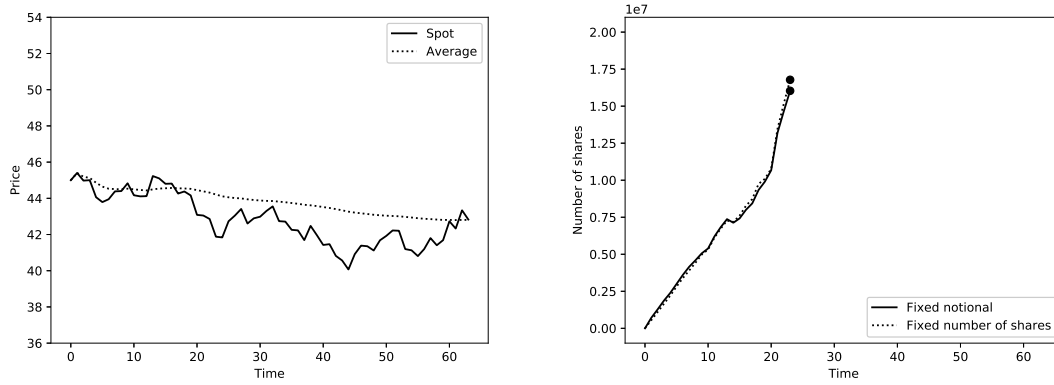


Figure 13: Price trajectory 2 and comparison of the strategies for the two types of ASR

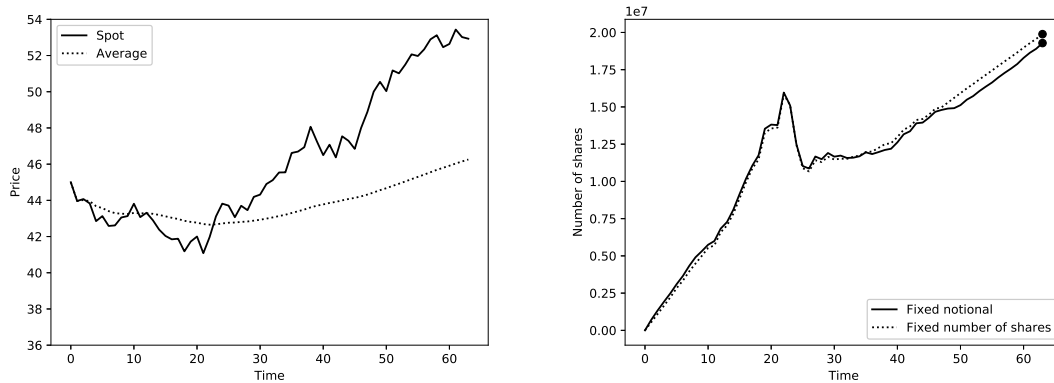


Figure 14: Price trajectory 3 and comparison of the strategies for the two types of ASR

4.3 VWAP-minus profit-sharing contract

For this contract, we consider the following characteristics:

- $F = 900\,000\,000\text{ €}$;
- $\alpha = 25\%$;
- $\kappa = 0.5\%$;
- $\ell : x \mapsto Cx^2$ as terminal penalty, where $C = 2 \cdot 10^{-9}\text{ €}^{-1}$;
- $\underline{\rho} = 0, \bar{\rho} = +\infty$, reflecting the prohibition to sell.

To manage the contract, we consider the modified payoff described in Remark 2 and in Section 3.1.2 with $\beta = 5\%$: the bank does not only get part of the profit but also shares part of the loss.

We choose $\gamma = 10^{-6}\text{ €}^{-1}$ so that $\alpha\gamma = 2.5 \cdot 10^{-7}$.

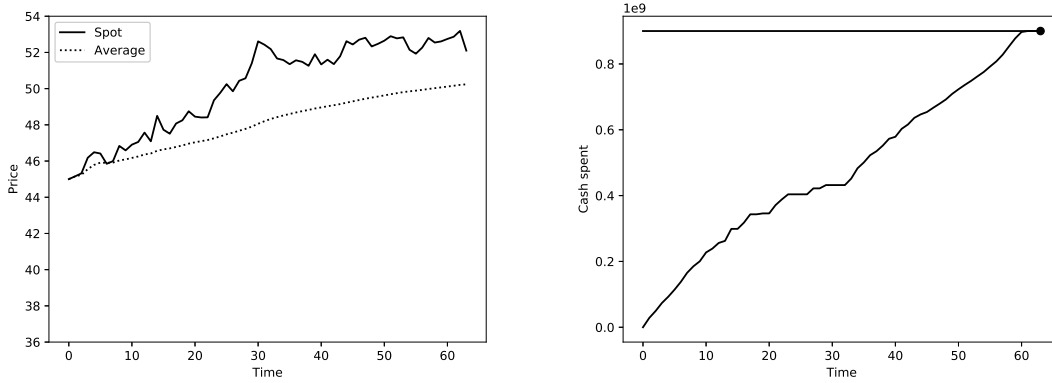


Figure 15: Price trajectory 1 and corresponding strategy for the VWAP-minus profit-sharing contract

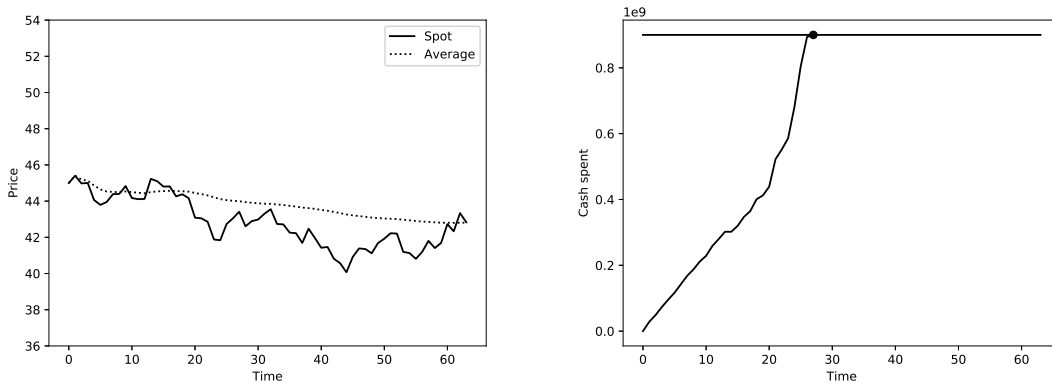


Figure 16: Price trajectory 2 and corresponding strategy for the VWAP-minus profit-sharing contract

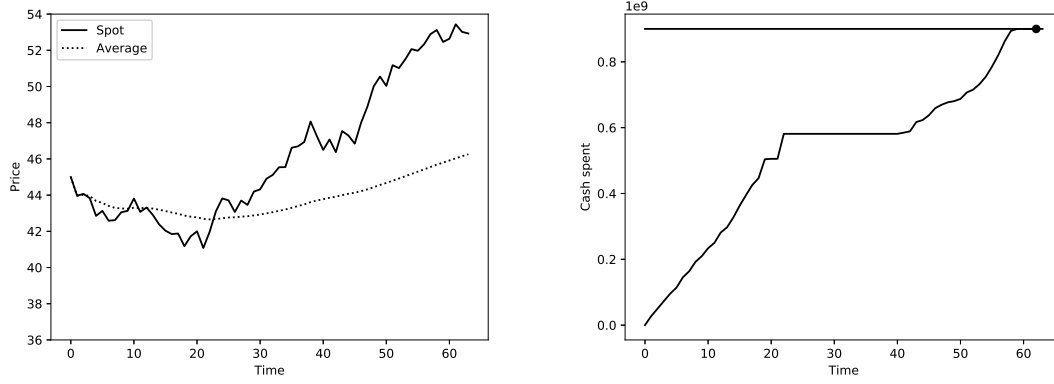


Figure 17: Price trajectory 3 and corresponding strategy for the VWAP-minus profit-sharing contract

The strategies obtained with neural networks for this type of contract are plotted Figures 15, 16 and 17.¹¹ Here we express our strategy in terms of the cash spent in repurchasing because cash is the crucial variable in the contract.

We see that the strategy consists in accelerating the purchase process when the price goes below its average and decelerating it when the price increases above its average. In the case of this contract, there is no round trip as selling is prohibited.

It is interesting to notice (see Figures 18, 19 and 20) that this strategy is similar to that of an ASR contract with fixed number of shares (with the same trading constraints) when one compares the proportion of the cash spent in the case of the former contract with the proportion of shares bought in the case of latter contract.

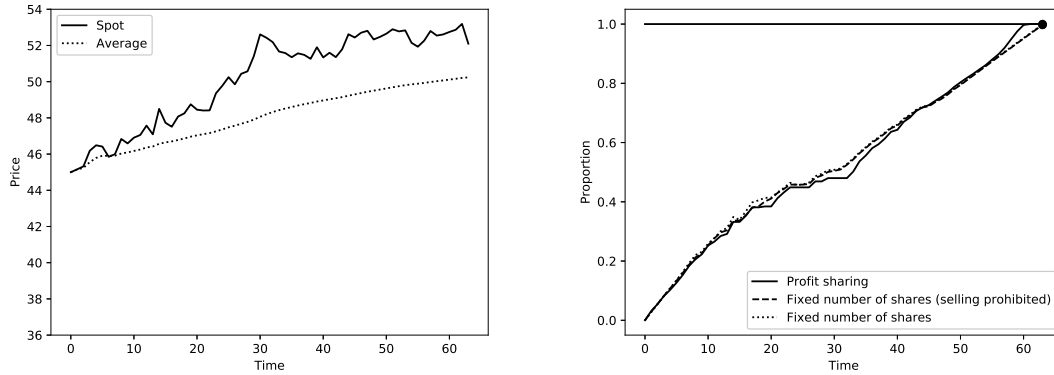


Figure 18: Price trajectory 1 and comparison of the strategies

¹¹It must be mentioned that for the pretraining phase of this type of the contract we used a lower penalisation parameter: $C = \frac{0.01}{F}$.

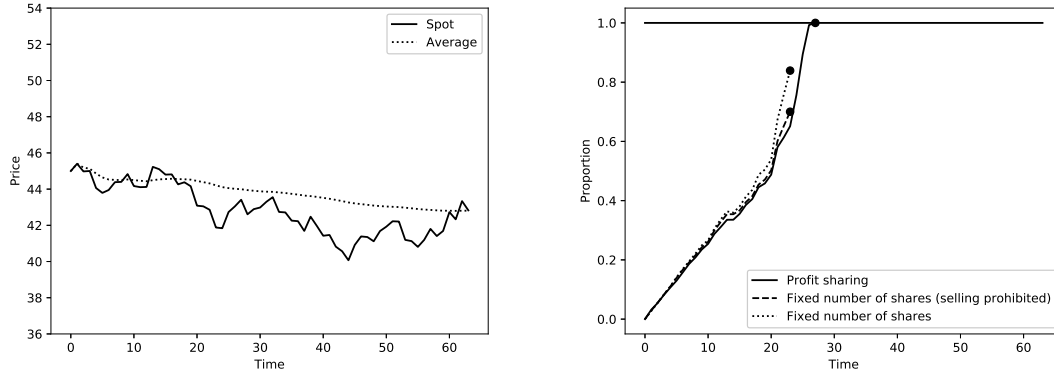


Figure 19: Price trajectory 2 and comparison of the strategies

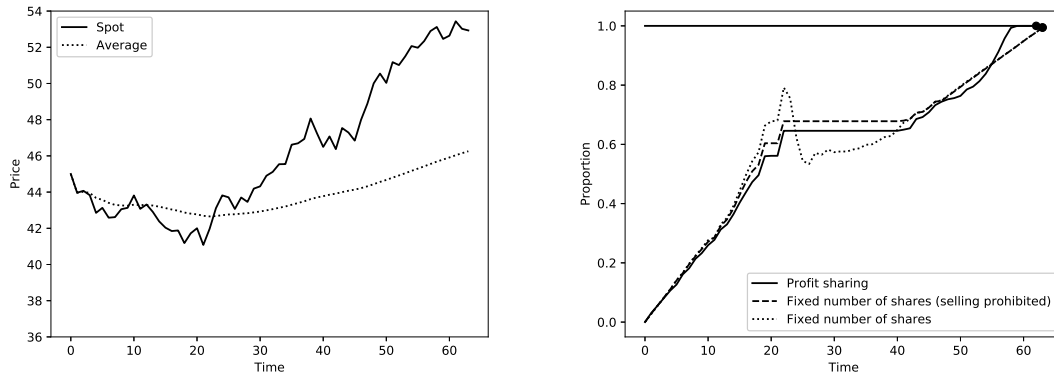


Figure 20: Price trajectory 3 and comparison of the strategies

Conclusion

In this paper, we have proposed a machine learning approach involving recurrent neural networks to find the optimal execution strategy associated with different types of VWAP-minus programs: ASRs with fixed number of shares, ASRs with fixed notional, and profit-sharing contracts. The results we have found are in line with both intuition and previous studies. Our approach is however interesting as we manage to handle new types of contracts, for which classical methods usually fail because of the high dimensionality, and as any price dynamics can be considered.

References

- [1] Ali Akyol, Jin S. Kim, and Chander Shekhar. The causes and consequences of accelerated stock repurchases. *International Review of Finance*, 14(3):319–343, 2014.

- [2] Franklin Allen and Roni Michaely. Payout policy. In *Handbook of the Economics of Finance*, volume 1, pages 337–429. Elsevier, 2003.
- [3] Robert Almgren and Neil Chriss. Value under liquidation. *Risk*, 12(12):61–63, 1999.
- [4] Robert Almgren and Neil Chriss. Optimal execution of portfolio transactions. *Journal of Risk*, 3:5–40, 2001.
- [5] Ladshiya Atisoothanan, Balasingham Balachandran, Huu Nhan Duong, and Michael Theobald. Informed trading in option markets around accelerated share repurchase announcements. In *27th Australasian Finance and Banking Conference*, 2014.
- [6] Achref Bachouch, Côme Huré, Nicolas Langrené, and Huyen Pham. Deep neural networks algorithms for stochastic control problems on finite horizon, part 2: numerical applications. 2018.
- [7] Leonce Barger, Manoj Kulchania, and Shawn Thomas. Accelerated share repurchases. *Journal of Financial Economics*, 101(1):69–89, 2011.
- [8] Christian Beck, Sebastian Becker, Philipp Grohs, Nor Jaafari, and Arnulf Jentzen. Solving stochastic differential equations and kolmogorov equations by means of deep learning. 2018.
- [9] Sebastian Becker, Patrick Cheridito, and Arnulf Jentzen. Deep optimal stopping. *Journal of Machine Learning Research*, 20(74):1–25, 2019.
- [10] Hans Buehler, Lukas Gonon, Josef Teichmann, and Ben Wood. Deep hedging. *Quantitative Finance*, pages 1–21, 2019.
- [11] Ken C. Yook and Partha Gangopadhyay. The wealth effects of accelerated stock repurchases. *Managerial Finance*, 40(5):434–453, 2014.
- [12] Thomas J. Chemmanur, Yingmei Cheng, and Tianming Zhang. Why do firms undertake accelerated share repurchase programs? 2010.
- [13] Kai Chen. News management and earnings management around accelerated share repurchases. 2017.
- [14] Yung-Chin Chiu and Woan-Lih Liang. Do firms manipulate earnings before accelerated share repurchases? *International Review of Economics & Finance*, 37:86–95, 2015.
- [15] Joan Farre-Mensa, Roni Michaely, and Martin Schmalz. Payout policy. *Annual Review of Financial Economics*, 6(1):75–134, 2014.
- [16] Olivier Guéant. *The Financial Mathematics of Market Liquidity: From optimal execution to market making*, volume 33. CRC Press, 2016.
- [17] Olivier Guéant. Optimal execution of ASR contracts with fixed notional. *Journal of Risk*, 19(5):77–99, 2017.
- [18] Olivier Guéant, Jiang Pu, and Guillaume Royer. Accelerated share repurchase: pricing and execution strategy. *International Journal of Theoretical and Applied Finance*, 18(03):1550019, 2015.

- [19] Jiequn Han, Arnulf Jentzen, and E Weinan. Solving high-dimensional partial differential equations using deep learning. *Proceedings of the National Academy of Sciences*, 115(34):8505–8510, 2018.
- [20] Côme Huré, Huyên Pham, Achref Bachouch, and Nicolas Langrené. Deep neural networks algorithms for stochastic control problems on finite horizon, part i: convergence analysis. 2018.
- [21] Sebastian Jaimungal, Damir Kinzebulatov, and Dmitri Rubisov. Optimal accelerated share repurchases. *Applied Mathematical Finance*, 24(3):216–245, 2017.
- [22] Tao-Hsien Dolly King and Charles E. Teague. Accelerated share repurchases: Value creation or extraction. 2017.
- [23] Manoj Kulchania. Market microstructure changes around accelerated share repurchase announcements. *Journal of Financial Research*, 36(1):91–114, 2013.
- [24] Ahmet C. Kurt. Managing eps and signaling undervaluation as a motivation for repurchases: The case of accelerated share repurchases. *Review of Accounting and Finance*, 17(4):453–481, 2018.
- [25] Carol A Marquardt, Christine Tan, and Susan M Young. Accelerated share repurchases, bonus compensation, and CEO horizons. In *2012 Financial Markets & Corporate Governance Conference*, 2011.
- [26] Allen Michel, Jacob Oded, and Israel Shaked. Not all buybacks are created equal: The case of accelerated stock repurchases. *Financial Analysts Journal*, 66(6):55–72, 2010.
- [27] Merton Miller and Franco Modigliani. Dividend policy, growth, and the valuation of shares. 1961.
- [28] E Weinan, Jiequn Han, and Arnulf Jentzen. Deep learning-based numerical methods for high-dimensional parabolic partial differential equations and backward stochastic differential equations. *Communications in Mathematics and Statistics*, 5(4):349–380, 2017.
- [29] J Fred Weston and Juan A Siu. Changing motives for share repurchases. 2003.