

Light charged Higgs boson with dominant decay to a charm quark and a bottom quark and its search at LEP2 and future e^+e^- colliders

A.G. Akeroyd,^{1,*} Stefano Moretti,^{1,†} and Muyuan Song^{1,‡}

*¹School of Physics and Astronomy,
University of Southampton, Highfield,
Southampton SO17 1BJ, United Kingdom*

(Dated: November 2, 2021)

Abstract

The possibility of a light charged Higgs boson H^\pm that decays predominantly to cb and with a mass in the range $80 \text{ GeV} \leq M_{H^\pm} \leq 90 \text{ GeV}$ is studied in the context of a 3-Higgs Doublet Model (3HDM). Searches for this decay at the Large Hadron Collider (LHC) do not have sensitivity to this mass region at present. It is shown that the searches for H^\pm at LEP2 could be supplemented by either one or two b -tags, which would enable such large branching ratios for $H^\pm \rightarrow cb$ to be probed in the above mass region. We comment on the possibility of this 3HDM scenario to explain a slight excess in the searches for H^\pm at LEP2, which is best fit by M_{H^\pm} of around 90 GeV, and discuss the prospects for detecting $H^\pm \rightarrow cb$ decays at future e^+e^- colliders.

*Electronic address: a.g.akeroyd@soton.ac.uk

†Electronic address: S.Moretti@soton.ac.uk

‡Electronic address: ms32g13@soton.ac.uk

I. INTRODUCTION

The ATLAS and CMS [1, 2] collaborations at the CERN Large Hadron Collider (LHC) announced the discovery of a new particle (a spinless boson) with a mass of 125 GeV. The measurements of its properties (couplings, spin etc) are in excellent agreement with those of the Higgs boson of the Standard Model (SM), in which the Higgs boson originates from an $SU(2) \otimes U(1)$ scalar doublet.

It is possible that the 125 GeV boson is the first scalar to be discovered from a non-minimal Higgs sector. A (singly) electrically charged Higgs boson H^\pm would represent a distinctive signal of such a structure (see Ref. [3] for a recent phenomenological review) that could include additional doublets, singlets, triplets or combinations thereof. There is considerable interest in Beyond the SM (BSM) scenarios with such a framework for implementing the Higgs mechanism of Electro-Weak Symmetry Breaking (EWSM). Firstly, the SM is non-minimal in both its matter (with three fermionic generations) and gauge (with both strong and EW force mediators) sectors, and so there is no compelling reason to believe that the Higgs sector should be minimal. Secondly, in some BSM scenarios an enlarged Higgs sector is required theoretically (e.g. supersymmetry) or provides an explanation to problems that are not solved in the SM (e.g. necessity of non-zero neutrino masses, requirement of a dark matter candidate, sufficient EW baryogenesis etc).

The 2-Higgs Doublet Model (2HDM) [4, 5] has attracted the most attention among models with additional scalar doublets. Two (softly-broken) discrete Z_2 symmetries are imposed in order to ensure that each fermion-type couples to no more than one scalar doublet, leading to four distinct 2HDMs that differ in their Yukawa couplings. This framework, referred to as “Natural Flavour Conservation” (NFC) [6], is invoked in order to avoid Flavour Changing Neutral Currents (FCNCs) that are mediated at tree-level by neutral scalars. More recently, 3-Higgs Doublet Models (3HDMs) have received increased attention (see, e.g. Refs. [7, 8] for mini-reviews), with NFC leading to five distinct 3HDMs.

Regarding the particle content of the 3HDM there are two physical charged Higgs bosons (hereafter denoted by H^\pm and H'^\pm , with $M_{H^\pm} < M_{H'^\pm}$). More parameters determine the phenomenology of the charged Higgs sector than in 2HDMs, and we make the assumption that all three Higgs doublets have a Vacuum Expectation Value (VEV). In Refs. [9–13], the phenomenology of H^\pm in 3HDMs has been studied (with decoupled H'^\pm) in terms of effective

Yukawa couplings for the down-type quark, up-type quark and charged lepton, which are expressed as a function of four independent parameters [11] in the framework of NFC. It has been shown that a H^\pm can be lighter than the top quark (with H'^\pm heavier) while satisfying constraints from $B \rightarrow X_s \gamma$ (even for the Yukawa coupling combinations that would not permit this scenario in the 2HDM) due to the increased number of parameters in the 3HDM and the presence of two charged scalars. Moreover, it was shown in Refs. [9, 10, 12, 14] that the decay channel $H^+ \rightarrow c\bar{b}$ can have a large Branching Ratio (BR) (up to 80%) in a 3HDM. Although such a value for this BR is theoretically allowed in the flipped 2HDM for $M_{H^\pm} < m_t - m_b$ [10], the constraint $M_{H^\pm} > 480$ GeV from $B \rightarrow X_s \gamma$ rules out this possibility. Hence a large BR($H^+ \rightarrow c\bar{b}$) is a distinctive signature of 3HDMs.

The above scenario of a 3HDM in which there is a light H^\pm with a large BR to $c\bar{b}$ is the focus of this work. We consider the mass range $M_{H^\pm} \sim M_{W^\pm}$ for which detection of H^\pm is challenging if its BRs to hadrons are dominant. The LHC has carried out searches at $\sqrt{s} = 8$ TeV for $H^\pm \rightarrow cb$ [15] and $H^\pm \rightarrow \text{hadrons}$ [16, 17], assuming production via the mechanism $t \rightarrow H^\pm b$, and the former search employs one more b -tag than the latter search. In Ref. [18] the parameter space in the flipped 3HDM that will be excluded (or provide a signal) at upcoming searches was displayed. At present, the LHC has not set limits in the region $80 \text{ GeV} \leq M_{H^\pm} \leq 90 \text{ GeV}$ if BR($H^+ \rightarrow c\bar{b}$) or BR($H^+ \rightarrow c\bar{s}$) is dominant, although limits are set for the case of $H^\pm \rightarrow \tau\nu$ being the leading decay channel. As discussed in [18], with the increased luminosity for the data taken at $\sqrt{s} = 13$ TeV and with future data it is likely that the LHC will be able to set limits on BR($t \rightarrow H^\pm b$) \times BR($H^\pm \rightarrow c\bar{b}$) in part (if not all) of the region $80 \text{ GeV} \leq M_{H^\pm} \leq 90 \text{ GeV}$ (and possibly in the case of the $H^+ \rightarrow c\bar{s}$ channel as well). However, the production mechanism relies on the Yukawa couplings and thus such an H^\pm could escape detection at the LHC if these couplings are small. Consequently, it is of interest to study in more detail the CERN LEP2 searches for a hadronically decaying H^\pm , for which the main production mode of $e^+e^- \rightarrow H^+H^-$ depends only on gauge couplings and M_{H^\pm} .

We will show that data taken at LEP2 when supplemented by b -tagging could discover or exclude a light H^\pm state decaying to $c\bar{b}$ pairs more efficiently than LHC searches in the region $80 \text{ GeV} \leq M_{H^\pm} \leq 90 \text{ GeV}$. Before the LEP2 era this possibility was pointed out for models with more than two Higgs doublets in Refs. [10, 14], although the brief quantitative study in [14] (that was based on a simulation in [19]) concluded that sensitivity would not

be reached in the region $80 \text{ GeV} \leq M_{H^\pm} \leq 90 \text{ GeV}$. Such a b -tag was never implemented in LEP2 searches for H^\pm states. We revisit it here in the context of the flipped 3HDM and show that by using b -quark tagging and light-quark rejection efficiencies from the LEP2 searches one can substantially improve the sensitivity to $H^\pm \rightarrow cb$ compared to that for $H^\pm \rightarrow \text{hadrons}$, and probe the region $80 \text{ GeV} \leq M_{H^\pm} \leq 90 \text{ GeV}$. Attention is also given to the detection prospects for $H^\pm \rightarrow cb$ at future e^+e^- colliders operating at $\sqrt{s} = 240 \text{ GeV}$.

The plan of this paper is as follows. In section II the 3HDM is introduced. In section III the LEP2 search for H^\pm with the addition of b -tagging is described, with numerical results and conclusions in sections IV and V respectively.

II. THE 3HDM WITH NFC

In this section we give a brief introduction to the interactions of the lightest H^\pm in the 3HDM that are relevant to our analysis. We will only consider $M_{H^\pm} < m_t$ and we assume that the only channels that have non-zero BRs are the decays to fermions (i.e. decays of the type $H^\pm \rightarrow W^\pm$ plus a neutral Higgs boson are forbidden by setting the masses of all the neutral Higgs bosons to be above that of the charged Higgs). For a more detailed introduction the reader is referred to [11, 13].

Any extension of the SM Higgs sector is primarily constrained by two experimental facts. Firstly, the measurement of $\rho = m_W^2/(m_Z^2 \cos^2 \theta_W)$ is close to 1 [4], where m_W, m_Z and θ_W are the W, Z masses and weak mixing angle, respectively. Secondly, tree-level FCNCs that are mediated by the additional neutral scalars must be suppressed (or absent). In order for the 3HDM to comply with both of the above restrictions one requires i) no very large mass splittings between the neutral and charged scalars in order to respect ρ parameter bounds, and ii) to implement NFC [6] in order to eliminate tree-level FCNCs. Under such conditions, the part of the Yukawa Lagrangian containing the lightest charged Higgs boson interactions with the fermions can be written as follows:

$$\mathcal{L}_{H^\pm} = -H^+ \left\{ \frac{\sqrt{2}V_{ud}}{v_{sm}} \bar{u}(m_d X P_R + m_u Y P_L)d + \frac{\sqrt{2}m_\ell}{v_{sm}} Z \bar{\nu}_L \ell_R \right\} + H.c. \quad (1)$$

Here $u(d)$ is denotes up(down)-type quarks and ℓ represents charged leptons, $P_{L(R)}$ is the Left(Right)-handed projector, V_{ud} is the relevant Cabibbo-Kobayashi-Maskawa (CKM) matrix element, and v_{SM} is the VEV of the Higgs doublet in the SM. In the 3HDM, the

couplings X, Y and Z are functions of the four parameters (see below) of a unitary matrix U that connects the charged scalar interaction eigenstates to the physical mass eigenstates as follows:

$$\begin{pmatrix} G^+ \\ H^+ \\ H'^+ \end{pmatrix} = U \begin{pmatrix} \phi_1^+ \\ \phi_2^+ \\ \phi_3^+ \end{pmatrix}. \quad (2)$$

Here H^+, H'^+ are physical charged scalars whereas G^+ is a charged Goldstone boson that will become the longitudinal component of the W^\pm gauge boson after EWSB. The matrix U is a 3×3 unitary matrix and can be parametrised as a function of four parameters, $\tan \beta, \tan \gamma, \theta$, and δ . The first two parameters are defined via

$$\tan \beta = v_2/v_1, \quad \tan \gamma = \sqrt{v_1^2 + v_2^2}/v_3, \quad (3)$$

where v_1, v_2 , and v_3 are the VEVs of each Higgs doublet. The parameter θ is a mixing angle between the two massive charged scalars and δ is a CP-violating phase. The explicit form of U is as follows [11]:

$$U = \begin{pmatrix} s_\gamma c_\beta & s_\gamma s_\beta & c_\gamma \\ -c_\theta s_\beta e^{-i\delta} - s_\theta c_\gamma c_\beta & c_\theta c_\beta e^{-i\delta} - s_\theta c_\gamma s_\beta & s_\theta s_\gamma \\ s_\theta s_\beta e^{-i\delta} - c_\theta c_\gamma c_\beta & -s_\theta c_\beta e^{-i\delta} - c_\theta c_\gamma s_\beta & c_\theta s_\gamma \end{pmatrix}, \quad (4)$$

where $s(c)$ represents the sine(cosine) of the respective angle.

The interactions between the lightest charged Higgs state of the 3HDM, H^\pm , and the SM fermions is obtained via the U matrix as [9]

$$X = \frac{U_{d2}^\dagger}{U_{d1}^\dagger}, \quad Y = -\frac{U_{u2}^\dagger}{U_{u1}^\dagger}, \quad Z = \frac{U_{\ell 2}^\dagger}{U_{\ell 1}^\dagger}, \quad (5)$$

where the values of d, u , and ℓ in these matrix elements are given in Tab. I and depend upon which of the five possible distinct 3HDMs is under consideration. Taking $d = 1, u = 2$ and $\ell = 3$ means that the down-type quarks receive their mass from v_1 , the up-type quarks from v_2 and the charged leptons from v_3 . This choice is called the ‘Democratic 3HDM’ while the other possible choices of d, u and ℓ in a 3HDM are given the same names as the four standard types of 2HDM [5].

The experimental constraints on X, Y and Z [20, 21] have been summarised in Ref. [18], to which we refer the reader. The parameter space of the 3HDM that is relevant to this work

	u	d	ℓ
3HDM(Type I)	2	2	2
3HDM(Type II)	2	1	1
3HDM(Lepton-specific)	2	2	1
3HDM(Flipped)	2	1	2
3HDM(Democratic)	2	1	3

TABLE I: The five versions of the 3HDM with NFC and the corresponding u, d and ℓ values. Taking $u = i$ means that the up-type quarks receive their mass from v_i and likewise for d (down-type quarks) and ℓ (charged leptons).

is compliant with all such limits, the most important of which being $-1.1 < \text{Re}(XY^*) < 0.7$ for $M_{H^\pm} < 100$ GeV. This is an approximate constraint that is derived from $b \rightarrow s\gamma$, and neglects the contribution of the heavier H'^{\pm} in a 3HDM.

In a 3HDM, the expressions for the partial widths of the decay of H^\pm to fermions are as follows:

$$\Gamma(H^\pm \rightarrow \ell^\pm \nu) = \frac{G_F M_{H^\pm} m_\ell^2 |Z|^2}{4\pi\sqrt{2}}, \quad (6)$$

$$\Gamma(H^\pm \rightarrow ud) = \frac{3G_F V_{ud} M_{H^\pm} (m_d^2 |X|^2 + m_u^2 |Y|^2)}{4\pi\sqrt{2}}. \quad (7)$$

In the expression for $\Gamma(H^\pm \rightarrow ud)$ the running quark masses should be evaluated at the scale of m_{H^\pm} , and there are QCD vertex corrections which multiply the partial widths by $(1 + 17\alpha_s/(3\pi))$. The first study of the fermionic BRs of H^\pm as a function of $|X|$, $|Y|$, and $|Z|$ was given in [10], with further studies in [12]. In [13, 18] these BRs were studied as a function of $\tan\beta$, $\tan\gamma$, θ , and δ , an approach which allows the BRs in the five versions of the 3HDM to be compared. For $|X| \gg |Y|, |Z|$ the decay channel $\text{BR}(H^\pm \rightarrow cb)$ dominates (which was first mentioned in [9]), and reaches a maximum of $\sim 80\%$. It was shown in [13, 18] that such large values of $\text{BR}(H^\pm \rightarrow cb)$ are only possible in the flipped and democratic 3HDMs, with $\text{BR}(H^\pm \rightarrow cb)$ having a maximum value of around 1% in the other 3HDMs. In 2HDMs with NFC the only model which contains a parameter space for a large $\text{BR}(H^\pm \rightarrow cb)$ with $M_{H^\pm} < m_t$ is the flipped model (a possibility that was mentioned in [9, 10] and studied in more detail in [22]). However, for this particular choice of 2HDM the $b \rightarrow s\gamma$ constraint

would require $M_{H^\pm} > 500$ GeV [23, 24] for which $H^\pm \rightarrow tb$ would dominate.

	ATLAS	CMS
7 TeV (5 fb ⁻¹)	cs [16], $\tau\nu$ [26, 27]	$\tau\nu$ [25]
8 TeV (20 fb ⁻¹)	$\tau\nu$ [28]	cs [17], cb [15], $\tau\nu$ [29]
13 TeV (36 fb ⁻¹)	$\tau\nu$ [31]	$\tau\nu$ [30]

TABLE II: Searches for H^\pm at the LHC, using $pp \rightarrow t\bar{t}$ and $t \rightarrow H^\pm b$. The given integrated luminosities are approximate. The search in [25] used 2 fb⁻¹.

In this paper we will focus on the case of $m_{H^\pm} < m_t$, a scenario in which production at the LHC via $t \rightarrow H^\pm b$ would be possible. Searches for three decays channels of H^\pm have been carried out (see Tab. II). The searches for $H^\pm \rightarrow \tau\nu$ constrain the product $\text{BR}(t \rightarrow H^\pm b) \times \text{BR}(H^\pm \rightarrow \tau\nu)$ in the region $80 \text{ GeV} < M_{H^\pm} < 160 \text{ GeV}$, with the upper limit ranging from $< 0.36\%$ for $M_{H^\pm} = 80 \text{ GeV}$ to $< 0.08\%$ for $M_{H^\pm} = 160 \text{ GeV}$. The searches for $H^\pm \rightarrow cs$ constrain the product $\text{BR}(t \rightarrow H^\pm b) \times \text{BR}(H^\pm \rightarrow cs)$ in the region $90 \text{ GeV} < M_{H^\pm} < 160 \text{ GeV}$, with the upper limit ranging from $< 5\%$ for $M_{H^\pm} = 90 \text{ GeV}$ to $< 2\%$ for $M_{H^\pm} = 160 \text{ GeV}$. Note that this search would be sensitive to any quark decay (except t) of H^\pm . The search for $H^\pm \rightarrow cb$ (which employs one more b -tag than the search for $H^\pm \rightarrow cs$) constrains the product $\text{BR}(t \rightarrow H^\pm b) \times \text{BR}(H^\pm \rightarrow cb)$, with the upper limit ranging from $< 1.4\%$ for $M_{H^\pm} = 90 \text{ GeV}$ to $< 0.5\%$ for $M_{H^\pm} = 150 \text{ GeV}$. The searches for $H^\pm \rightarrow cs$ and $H^\pm \rightarrow cb$ do not set limits on the region $80 \text{ GeV} < M_{H^\pm} < 90 \text{ GeV}$, although this might be possible (especially for $H^\pm \rightarrow cb$) with larger integrated luminosities. Earlier searches for the decay $t \rightarrow H^\pm b$ were carried out at the Fermilab Tevatron in [32, 33].

At LEP2 the production process $\sigma(e^+e^- \rightarrow \gamma^*, Z^* \rightarrow H^+H^-)$ was used, which depends on only one unknown parameter, M_{H^\pm} . Searches were carried out at all four experiments [34–37] at energies in the range $\sqrt{s} = 183 \text{ GeV}$ to $\sqrt{s} = 209 \text{ GeV}$, each with an integrated luminosity of roughly 0.6 fb^{-1} . The LEP working group [38] combined these individual searches, resulting in a cumulative integrated luminosity of 2.6 fb^{-1} . Dedicated searches for the decay mode $H^\pm \rightarrow A^0 W^*$ were also carried out in [34, 37], but in this work we are assuming that this channel is absent or very suppressed. From the combination of the searches for fermionic decays, and with the assumption that $\text{BR}(H^\pm \rightarrow \tau\nu) + \text{BR}(H^\pm \rightarrow cs) = 1$, the excluded region at 95% Confidence Level in the plane $[M_{H^\pm}, \text{BR}(H^\pm \rightarrow \tau\nu)]$

is obtained in [38]. For $M_{H^\pm} < 80$ GeV the whole range $0 \leq \text{BR}(H^\pm \rightarrow \tau\nu) \leq 100\%$ is excluded. For $80 \text{ GeV} \leq M_{H^\pm} < 90$ GeV, most of the region is not excluded for $\text{BR}(H^\pm \rightarrow \tau\nu) < 80\%$ (i.e. for $\text{BR}(H^\pm \rightarrow cs) > 20\%$). We will focus on this region of $80 \text{ GeV} \leq M_{H^\pm} < 90$ GeV and the case of a large hadronic BR for H^\pm , which is not being probed by the LHC at present.

III. SEARCH FOR H^\pm AT LEP2

At LEP2 it was assumed that the dominant decay channels were $H^\pm \rightarrow cs$ and $H^\pm \rightarrow \tau\nu$, which leads to the following three signatures from H^+H^- production: $cscs, cst\nu, \tau\nu\tau\nu$. The decay of $H^\pm \rightarrow cb$ was not explicitly searched for at LEP2 [34–37]. It is the searches in the hadronic channels $cscs$ and $cst\nu$ that are relevant for the decay $H^\pm \rightarrow cb$, and these are discussed in more detail below.

i) 4-jet channel: This signature arises when H^+ and H^- both decay into quarks, giving four quarks that will usually be detected as 4 jets. For H^\pm in the kinematical range of LEP2 (i.e. $M_{H^\pm} < \sqrt{s}/2 \approx 100$ GeV) there are six possible hadronic decay channels of H^\pm . Decays involving the t quark (e.g. $H^\pm \rightarrow t^*b$) are extremely suppressed due to the t quark being very off-shell, and can be neglected. In the LEP searches it was assumed that $H^\pm \rightarrow cs$ is the dominant hadronic decay mode, which is true in most 2HDMs, and the experimental limits on $\text{BR}(H^\pm \rightarrow \text{hadrons})$ were interpreted as limits on $\text{BR}(H^\pm \rightarrow cs)$. However, the 4-jet search as carried out by three of the LEP collaborations (OPAL [34], ALEPH [35], L3 [36]) was sensitive to any of the allowed six decay channels into quarks. In contrast, the search by the DELPHI collaboration [37] used c -tagging to discriminate against lighter quarks and b quarks. Consequently, this search strategy would be less sensitive to the decay $H^\pm \rightarrow cb$ than the searches by the other three collaborations.

ii) 2-jet+ $\tau\nu$ channel: This signature arises when one H^\pm decays into quarks and the other H^\pm decays into a τ lepton and a neutrino. Again, it was assumed that $H^\pm \rightarrow cs$ is the dominant hadronic decay mode, and the DELPHI collaboration alone used c -tagging.

In this work we quantify the effect of applying one (or more) b -tags to both of the above search strategies in order to increase the sensitivity to the decay $H^\pm \rightarrow cb$, which can have a large BR in the flipped and democratic 3HDMs. In the 4-jet channel the separate cases of

exactly one tagged b -jet and exactly two tagged b -jets will be considered. In the 2-jet+ $\tau\nu$ channel the case of exactly one tagged b -jet will be considered. A b -tag requirement usually involves a cut on the impact parameter of a jet [39]. Due to the longer lifetime of the b quark, a jet that has originated from a b quark will (on average) have a larger impact parameter than a jet that originated from a lighter quark. Additional discriminating variables are sometimes used in the full b -tag requirement. The three dominant decay channels of H^\pm in the 3HDMs that we study are $\text{BR}(H^\pm \rightarrow cb)$, $\text{BR}(H^\pm \rightarrow cs)$ and $\text{BR}(H^\pm \rightarrow \tau\nu)$. These will be denoted below by BR_{cb} , BR_{cs} , and $BR_{\tau\nu}$ respectively.

A. Signal for $H^\pm \rightarrow cb$ with b -tags at LEP2

The number of $e^+e^- \rightarrow H^+H^-$ events (with no b -tag requirement) in the LEP2 searches in the 4-jet and 2-jet+ $\tau\nu$ channels are denoted by $S_{4jnobtag}$ and $S_{2j\tau nobtag}$ respectively, and are given as follows:

(i) $S_{4jnobtag} = \sigma \times \mathcal{L} \times \epsilon_{4jnobtag} \times (BR_{cb} + BR_{cs})^2$. Note that BR_{cb} and BR_{cs} are summed, because the search strategy does not apply a b -tag.

(ii) $S_{2j+\tau nobtag} = \sigma \times \mathcal{L} \times \epsilon_{2j\tau nobtag} \times 2(BR_{cb} + BR_{cs})BR_{\tau\nu}$. Note that BR_{cb} and BR_{cs} are summed (as above), and the factor of 2 accounts for the separate contributions from $c\bar{s}\tau^-\bar{\nu}$ and $\bar{c}s\tau^+\nu$.

Here σ is the cross-section for pair production of H^+H^- at a particular centre-of-mass energy \sqrt{s} , and \mathcal{L} is integrated luminosity at that energy. The searches for H^+H^- at LEP2 were carried out using data taken at eight different values of \sqrt{s} , each with a unique value of integrated luminosity \mathcal{L} . Hence the product $\sigma\mathcal{L}$ is actually a sum $\sum_{i=1}^8 \sigma_i\mathcal{L}_i$ where each i denotes a specific value of \sqrt{s} . The parameters $\epsilon_{4jnobtag}$ and $\epsilon_{2j\tau nobtag}$ are the selection efficiencies for the cuts as used in the LEP searches for the 4-jet signature and the 2-jet+ $\tau\nu$ signature respectively. For the magnitude of these efficiencies we will use the numerical values obtained in the search by OPAL (similar values were obtained by the other three collaborations). We now discuss in turn three proposed search strategies for the decay $H^\pm \rightarrow cb$ that make use of b -tagging.

1. Signal in 4-jet channel with exactly two b -tagged jets

A maximum of two b quarks can be produced when both charged scalars decay via $H^\pm \rightarrow cb$. However, lighter quarks (u, d, s, c) can fake b quarks, and so up to four jets could be recorded as b -jets by a detector. In the numerical analysis for LEP2 the b -tag efficiency (ϵ_b) is taken to be $\epsilon_b = 0.7$, while the fake b -tag efficiencies for charm quarks (ϵ_c) and u, d, s quarks (ϵ_j) are $\epsilon_c = 0.06$ and $\epsilon_j = 0.01$ respectively. These numbers are roughly similar (although slightly optimistic for ϵ_b) to those in the OPAL measurement of R_b in [40] for $\sqrt{s} = 183 \text{ GeV}$ to 209 GeV . Due to ϵ_c and ϵ_j being small we will not consider the signatures of three or four tagged b -jets, in which one or two non- b quarks have been mistagged as b quarks. We first consider the channel in which exactly two of the four jets are tagged as b jets. The number of such events is denoted by $S_{4j2btag}$, and is given by the following expression:

$$S_{4j2btag} = \sigma \times \mathcal{L} \times \epsilon_{4jnobtag} \times (BR_{cb}BR_{cb}\epsilon_{4j2btag}^{cbcb} + 2BR_{cb}BR_{cs}\epsilon_{4j2btag}^{cbcs} + BR_{cs}BR_{cs}\epsilon_{4j2btag}^{cscs}). \quad (8)$$

The factor of 2 accounts for the $c\bar{b}\bar{c}s$ and $\bar{c}bc\bar{s}$ signatures. This expression for $S_{4j2btag}$ is obtained from the expression for $S_{4jnobtag}$, with the effect of the b -tagging requirement contained in the parameters $\epsilon_{4j2btag}^{cbcb}$, $\epsilon_{4j2btag}^{cbcs}$ and $\epsilon_{4j2btag}^{cscs}$ that are given explicitly as follows:

$$\begin{aligned} \epsilon_{4j2btag}^{cbcb} &= \epsilon_b^2(1 - \epsilon_c)^2 + 4\epsilon_b\epsilon_c(1 - \epsilon_b)(1 - \epsilon_c) + \epsilon_c^2(1 - \epsilon_b)^2, \\ \epsilon_{4j2btag}^{cbcs} &= \epsilon_b\epsilon_c(1 - \epsilon_c)(1 - \epsilon_l) + \epsilon_b\epsilon_l(1 - \epsilon_c)^2 + 2\epsilon_c\epsilon_l(1 - \epsilon_b)(1 - \epsilon_c) + \epsilon_c^2(1 - \epsilon_b)(1 - \epsilon_l), \quad (9) \\ \epsilon_{4j2btag}^{cscs} &= 4\epsilon_c\epsilon_l(1 - \epsilon_c)(1 - \epsilon_l) + \epsilon_c^2(1 - \epsilon_l)^2 + \epsilon_l^2(1 - \epsilon_c)^2. \end{aligned}$$

Inserting the above values for ϵ_b , ϵ_c and ϵ_j gives numerical values of roughly 0.48, 0.04 and 0.004 for $\epsilon_{4j2btag}^{cbcb}$, $\epsilon_{4j2btag}^{cbcs}$ and $\epsilon_{4j2btag}^{cscs}$ respectively. Note that the three terms in $\epsilon_{4j2btag}^{cbcb}$ correspond to the cases of the two tagged b -jets originating from i) two real b quarks, ii) one real b quark and one fake b quark (i.e. a mistagged c quark), and iii) two fake b quarks. In $\epsilon_{4j2btag}^{cbcs}$ the first two terms correspond to the case of the two tagged b -jets originating from one real b quark and one fake b quark, and the last two terms are for the case of two fake b quarks. In $\epsilon_{4j2btag}^{cscs}$ the only contributing terms are from two fake b quarks. Factors of 2 or 4 in these expressions account for the various combinations that contribute (e.g. $c\bar{s}$ and $\bar{c}s$ being the fake b -tags in the third term in $\epsilon_{4j2btag}^{cbcs}$, leading to a factor of 2).

2. Signal in 4-jet channel with exactly one b-tagged jet

The number of 4-jet events in which exactly one of the jets is tagged as a b quark is denoted by $S_{4j1btag}$, and is given by the following expression:

$$S_{4j1btag} = \sigma \times \mathcal{L} \times \epsilon_{4jnobtag} \times (BR_{cb}BR_{cb}\epsilon_{4j1btag}^{cbcb} + 2BR_{cb}BR_{cs}\epsilon_{4j1btag}^{cbcs} + BR_{cs}BR_{cs}\epsilon_{4j1btag}^{cscs}). \quad (10)$$

The explicit expressions for $\epsilon_{4j1btag}^{cbcb}$, $\epsilon_{4j1btag}^{cbcs}$ and $\epsilon_{4j1btag}^{cscs}$ (which are different to those for the two b -tag case) are as follows:

$$\begin{aligned} \epsilon_{4j1btag}^{cbcb} &= 2\epsilon_b(1 - \epsilon_b)(1 - \epsilon_c)^2 + 2(1 - \epsilon_b)^2\epsilon_c(1 - \epsilon_c), \\ \epsilon_{4j1btag}^{cbcs} &= \epsilon_b(1 - \epsilon_c)^2(1 - \epsilon_l) + 2(1 - \epsilon_b)\epsilon_c(1 - \epsilon_c)(1 - \epsilon_l) + \epsilon_l(1 - \epsilon_b)(1 - \epsilon_c)^2, \\ \epsilon_{4j1btag}^{cscs} &= 2\epsilon_l(1 - \epsilon_c)^2(1 - \epsilon_l) + 2\epsilon_c(1 - \epsilon_c)(1 - \epsilon_l)^2. \end{aligned} \quad (11)$$

Inserting the values for ϵ_b , ϵ_c and ϵ_j gives numerical values of roughly 0.38, 0.64 and 0.13 for $\epsilon_{4j1btag}^{cbcb}$, $\epsilon_{4j1btag}^{cbcs}$ and $\epsilon_{4j1btag}^{cscs}$ respectively.

3. Signal in 2-jet plus $\tau\nu$ channel with exactly one b-tagged jet

The number of 2-jet + $\tau\nu$ events in which exactly one of the jets is tagged as a b quark is denoted by $S_{2j\tau1btag}$, and is given by the following expression:

$$S_{2j\tau1btag} = \sigma \times \mathcal{L} \times \epsilon_{2j\tau nobtag} \times 2(BR_{cb}BR_{\tau\nu}\epsilon_{2j\tau1btag}^{cb\tau\nu} + BR_{cs}BR_{\tau\nu}\epsilon_{2j\tau1btag}^{cs\tau\nu}). \quad (12)$$

The explicit expressions for $\epsilon_{2j\tau1btag}^{cb\tau\nu}$ and $\epsilon_{2j\tau1btag}^{cs\tau\nu}$ are as follows:

$$\begin{aligned} \epsilon_{2j\tau1btag}^{cb\tau\nu} &= \epsilon_b(1 - \epsilon_c) + \epsilon_c(1 - \epsilon_b), \\ \epsilon_{2j\tau1btag}^{cs\tau\nu} &= \epsilon_c(1 - \epsilon_l) + \epsilon_l(1 - \epsilon_c). \end{aligned} \quad (13)$$

The numerical values of $\epsilon_{2j\tau1btag}^{cb\tau\nu}$ and $\epsilon_{2j\tau1btag}^{cs\tau\nu}$ are roughly 0.68 and 0.07 respectively.

B. Background to $H^\pm \rightarrow cb$ decay

The backgrounds for the above three channels are denoted by $B_{4j2btag}$, $B_{4j1btag}$ and $B_{2j+\tau1btag}$ respectively. The main contributions to $B_{4j2btag}$ and $B_{4j1btag}$ are from 4 fermion production (mainly W^+W^- production, with a smaller contribution from ZZ) which we

neglect) and from 2-fermion production (e.g. $e^+e^- \rightarrow \gamma^*, Z^* \rightarrow q\bar{q}gg$), which can give four jets. The main contribution to $B_{2j\tau 1btag}$ is from W^+W^- production.

To evaluate the background before imposing b -tagging we again use the numbers in the OPAL search paper. For simplicity we assume a diagonal CKM matrix, and take $\text{BR}(W^\pm \rightarrow cs) = \text{BR}(W^\pm \rightarrow ud) = 35\%$. OPAL had around 1100 4-jet events after all cuts, of which 90% are expected to be from 4-fermion events. With the assumption of a diagonal CKM matrix this background would be composed of 250 $cs\bar{c}\bar{s}$ events, 250 $ud\bar{u}\bar{d}$ events and 500 $csud$ events. Given these numbers, it turns out that the contributions to the background from $W^\pm \rightarrow cb$ decays can be neglected because its branching ratio is about 600 times smaller than that of $W^\pm \rightarrow cs$. The contribution of $W^+W^- \rightarrow cb\bar{c}\bar{b}$ to the background would be much less than one event ($= 250/600^2$), and the contributions from $W^+W^- \rightarrow cbcs$ and $W^+W^- \rightarrow cbud$ would each be less than one event ($= 500/600$), before b -tagging is imposed.

1. Background to 4-jet channel with exactly two b -tagged jets

The 4-fermion background to the 4-jet signal with two tagged b quarks is given by:

$$B_{4j2btag}^{4fermion} = 1000 \times (0.25 \times \epsilon_{4j2btag}^{Wcscs} + 0.5 \times \epsilon_{4j2btag}^{Wcsud} + 0.25 \times \epsilon_{4j2btag}^{Wudud}). \quad (14)$$

The explicit expressions for $\epsilon_{4j2btag}^{Wcscs}$, $\epsilon_{4j2btag}^{Wcsud}$ and $\epsilon_{4j2btag}^{Wudud}$ are as follows:

$$\begin{aligned} \epsilon_{4j2btag}^{Wcscs} &= 4\epsilon_c\epsilon_l(1-\epsilon_c)(1-\epsilon_l) + \epsilon_c^2(1-\epsilon_l)^2 + \epsilon_l^2(1-\epsilon_c)^2, \\ \epsilon_{4j2btag}^{Wcsud} &= 3\epsilon_c\epsilon_l(1-\epsilon_l)^2 + 3\epsilon_l^2(1-\epsilon_c)(1-\epsilon_l), \\ \epsilon_{4j2btag}^{Wudud} &= 4\epsilon_l^2(1-\epsilon_l)^2. \end{aligned} \quad (15)$$

The numerical values of $\epsilon_{4j2btag}^{Wcscs}$, $\epsilon_{4j2btag}^{Wcsud}$ and $\epsilon_{4j2btag}^{Wudud}$ are 0.006, 0.002 and 0.0004 respectively, giving $B_{4j2btag}^{4fermion} \approx 2$.

OPAL had around 100 4-jet events that originated from 2-fermion events. Around 15 of these would be $b\bar{b}$ events, due to $\sigma(e^+e^- \rightarrow b\bar{b})/\sigma(e^+e^- \rightarrow u\bar{u}, d\bar{d}, s\bar{s}, c\bar{c}, b\bar{b})$ being roughly 0.15 at $\sqrt{s} = 200$ GeV. We estimate the 2-fermion background to the 4-jet signal with two tagged b quarks to be:

$$B_{4j2btag}^{2fermion} = 15\epsilon_b^2. \quad (16)$$

This is around 7 events. The contribution to the 2-fermion background from $c\bar{c}$ events would be around $15\epsilon_c^2$ and is much smaller than one event. The total background ($B_{4j2btag}$) to the

signal with 4-jets and two tagged b quarks ($S_{4j2btag}$) is:

$$B_{4j2btag} = B_{4j2btag}^{4fermion} + B_{4j2btag}^{2fermion}. \quad (17)$$

Since $B_{4j2btag}^{4fermion}$ is around 2 events, then the dominant background is from the 2-fermion events.

2. Background to 4-jet channel with exactly one b -tagged jet

The 4-fermion background to the 4-jet signal with one tagged b -jet is given by:

$$B_{4j1btag}^{4fermion} = 1000 \times (0.25 \times \epsilon_{4j1btag}^{Wcscs} + 0.5 \times \epsilon_{4j1btag}^{Wcsud} + 0.25 \times \epsilon_{4j1btag}^{Wudud}). \quad (18)$$

The explicit expressions for $\epsilon_{4j1btag}^{Wcscs}$, $\epsilon_{4j1btag}^{Wcsud}$ and $\epsilon_{4j1btag}^{Wudud}$ are as follows:

$$\begin{aligned} \epsilon_{4j1btag}^{Wcscs} &= 2(1 - \epsilon_c)^2 \epsilon_l (1 - \epsilon_l) + 2\epsilon_c (1 - \epsilon_c)(1 - \epsilon_l)^2, \\ \epsilon_{4j1btag}^{Wcsud} &= 3\epsilon_l (1 - \epsilon_c)(1 - \epsilon_l)^2 + \epsilon_c (1 - \epsilon_l)^3, \\ \epsilon_{4j1btag}^{Wudud} &= 4\epsilon_l (1 - \epsilon_l)^3. \end{aligned} \quad (19)$$

The numerical values of $\epsilon_{4j1btag}^{Wcscs}$, $\epsilon_{4j1btag}^{Wcsud}$ and $\epsilon_{4j1btag}^{Wudud}$ are 0.13, 0.08 and 0.04 respectively.

We estimate the 2-fermion background (from $b\bar{b}$ production) to the 4-jet signal with one tagged b quark to be:

$$B_{4j1btag}^{2fermion} = 30\epsilon_b(1 - \epsilon_b). \quad (20)$$

This is about 6 events, but is much less than the 4-fermion background, which is of the order of 90 events. We neglect the contribution to the 2-fermion background from $c\bar{c}$ events, which would be $30\epsilon_c(1 - \epsilon_c)$ and equal to around 1.7 events. Similar to before, one has:

$$B_{4j1btag} = B_{4j1btag}^{4fermion} + B_{4j1btag}^{2fermion}. \quad (21)$$

3. Background to 2-jet plus $\tau\nu$ channel with exactly one b -tagged jet

The background to the 2-jet plus $\tau\nu$ channel with exactly one b -tagged jet is dominantly from 4-fermion production, and is given by:

$$B_{2j\tau 1btag}^{4fermion} = 316 \times \frac{1}{2} \times (\epsilon_{2j\tau 1btag}^{Wcs\tau\nu} + \epsilon_{2j\tau 1btag}^{Wud\tau\nu}). \quad (22)$$

The explicit expressions for $\epsilon_{2j\tau 1btag}^{Wc\sigma\tau\nu}$ and $\epsilon_{2j\tau 1btag}^{Wud\tau\nu}$ are as follows:

$$\begin{aligned}\epsilon_{2j\tau 1btag}^{Wc\sigma\tau\nu} &= \epsilon_c(1 - \epsilon_l) + \epsilon_l(1 - \epsilon_c). \\ \epsilon_{2j\tau 1btag}^{Wud\tau\nu} &= 2\epsilon_l(1 - \epsilon_l).\end{aligned}\tag{23}$$

The numerical values of $\epsilon_{2j\tau 1btag}^{Wc\sigma\tau\nu}$ and $\epsilon_{2j\tau 1btag}^{Wud\tau\nu}$ are 0.07 and 0.02 respectively.

IV. NUMERICAL RESULTS

We now present our results for the statistical significances of a signal for $H^\pm \rightarrow cb$ at LEP2 ($189 \text{ GeV} \leq \sqrt{s} \leq 209 \text{ GeV}$) and at CEPC/FCC-ee ($\sqrt{s} = 240 \text{ GeV}$). In the context of LEP2 the region $80 \text{ GeV} \leq M_{H^\pm} \leq 90 \text{ GeV}$ is studied, while at CEPC/FCC-ee we consider $80 \text{ GeV} \leq M_{H^\pm} \leq 120 \text{ GeV}$. Of the five types of 3HDM the parameter space for a large $\text{BR}(H^\pm \rightarrow cb)$ is greatest in the flipped 3HDM, and hence results are shown in this model only. In our numerical analysis at CEPC/FCC-ee, ϵ_c is varied in the range $0.01 < \epsilon_c < 0.06$, while ϵ_b and ϵ_j are conservatively taken to have the same values as at LEP2. Each LEP2 experiment accumulated around 0.6 fb^{-1} of integrated luminosity (\mathcal{L}), while at CEPC/FCC-ee at least 1000 fb^{-1} is expected. These input parameters are summarised in Tab. III:

	\sqrt{s}	$\mathcal{L}(\text{fb}^{-1})$	ϵ_b	ϵ_c	ϵ_j	M_{H^\pm}
LEP2	189 GeV \rightarrow 209 GeV	0.6	0.7	0.06	0.01	$80 \text{ GeV} < M_{H^\pm} < 90 \text{ GeV}$
CEPC/FCC-ee	240 GeV	1000	0.7	$0.01 < \epsilon_c < 0.06$	0.01	$80 \text{ GeV} < M_{H^\pm} < 120 \text{ GeV}$

TABLE III: Input parameters used in the numerical analysis at LEP2 and at CEPC/FCC-ee.

A. Enhancing the detection prospects for $H^\pm \rightarrow cb$ at LEP2 by using b -tags

The BRs of H^\pm as functions of the four parameters ($\tan \beta$, $\tan \gamma$, θ , δ) have been studied in detail in [18], and the parameter space for a dominant $\text{BR}(H^\pm \rightarrow cb) > 50\%$ was displayed. In Fig. 1 (left panel) contours of $\text{BR}(H^\pm \rightarrow cb)$ are shown in the plane $[\tan \gamma, \tan \beta]$, for $M_{H^\pm} = 80 \text{ GeV}$ (the results with $M_{H^\pm} = 89 \text{ GeV}$ are essentially identical). We fix $\theta = -\frac{\pi}{2.1}$ and $\delta = 0$, for which a sizeable part of the plane $[\tan \gamma, \tan \beta]$ gives $\text{BR}(H^\pm \rightarrow cb) > 60\%$, with around 80% being the maximum value. Similar plots (for different choices of θ) can be

found in [18]. This parameter choice for θ and δ will be used in Fig. 1 to Fig. 7, with all these plots being shown in the plane $[\tan \gamma, \tan \beta]$. In Fig. 1 (right panel) contours of $\text{Re}(XY^*)$ are shown, with the region $-1.1 \leq \text{Re}(XY^*) \leq 0.7$ being (roughly) consistent with the limits on $\text{BR}(b \rightarrow s\gamma)$ for $M_{H^\pm} = 80$ GeV. Clearly the majority of the plane $[\tan \gamma, \tan \beta]$ satisfies this constraint, and thus the large values of $\text{BR}(H^\pm \rightarrow cb)$ in Fig. 1 (left panel) are permissible.

In Fig. 2 (left panel) and Fig. 2 (right panel) contours of $\text{BR}(H^\pm \rightarrow cs)$ and $\text{BR}(H^\pm \rightarrow \tau\nu)$ (respectively) are displayed. For this choice of $\theta = -\frac{\pi}{2.1}$ and $\delta = 0$ one can see that $\text{BR}(H^\pm \rightarrow cs) \approx 35\%$ and $\text{BR}(H^\pm \rightarrow \tau\nu) \approx 65\%$ when $\text{BR}(H^\pm \rightarrow cb)$ is small (corresponding to small $\tan \beta$ and $\tan \gamma$). In Fig. 3 the sums and products of BRs of H^\pm are displayed, which will

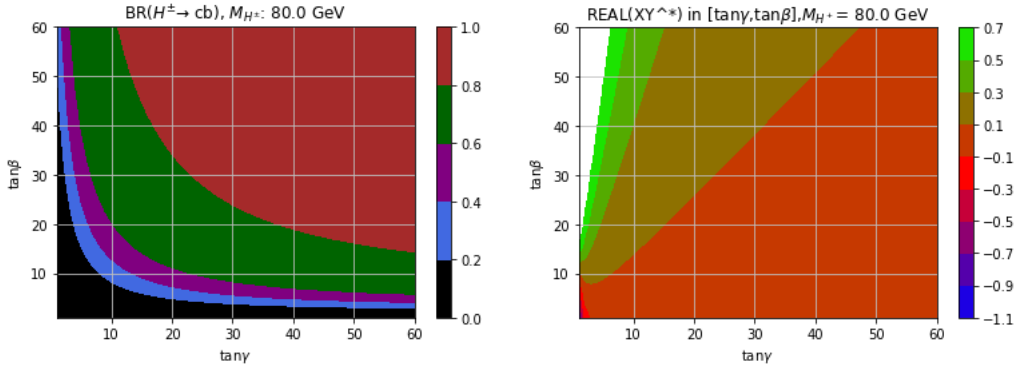


FIG. 1: The flipped 3HDM with $\theta = -\frac{\pi}{2.1}$, $\delta = 0$, and $M_{H^\pm} = 80$ GeV. Left Panel: Contours of $\text{BR}(H^\pm \rightarrow cb)$ in the plane $[\tan \gamma, \tan \beta]$. Right Panel: Contours of $\text{Re}(XY^*)$ where the region $-1.1 \leq \text{Re}(XY^*) \leq 0.7$ is consistent with the limits on $\text{BR}(b \rightarrow s\gamma)$ for $M_{H^\pm} = 80$ GeV.

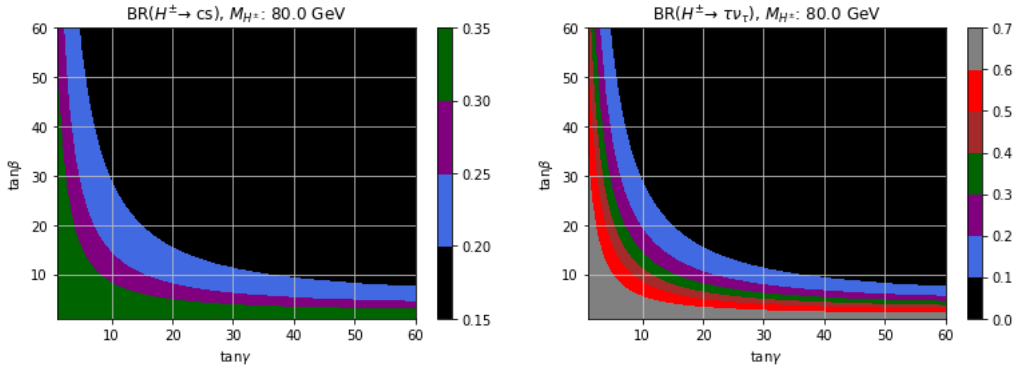


FIG. 2: The flipped 3HDM with $\theta = -\frac{\pi}{2.1}$, $\delta = 0$, and $M_{H^\pm} = 80$ GeV. Left Panel: Contours of $\text{BR}(H^\pm \rightarrow cs)$ in the plane $[\tan \gamma, \tan \beta]$. Right Panel: Contours of $\text{BR}(H^\pm \rightarrow \tau\nu)$ in the plane $[\tan \gamma, \tan \beta]$.

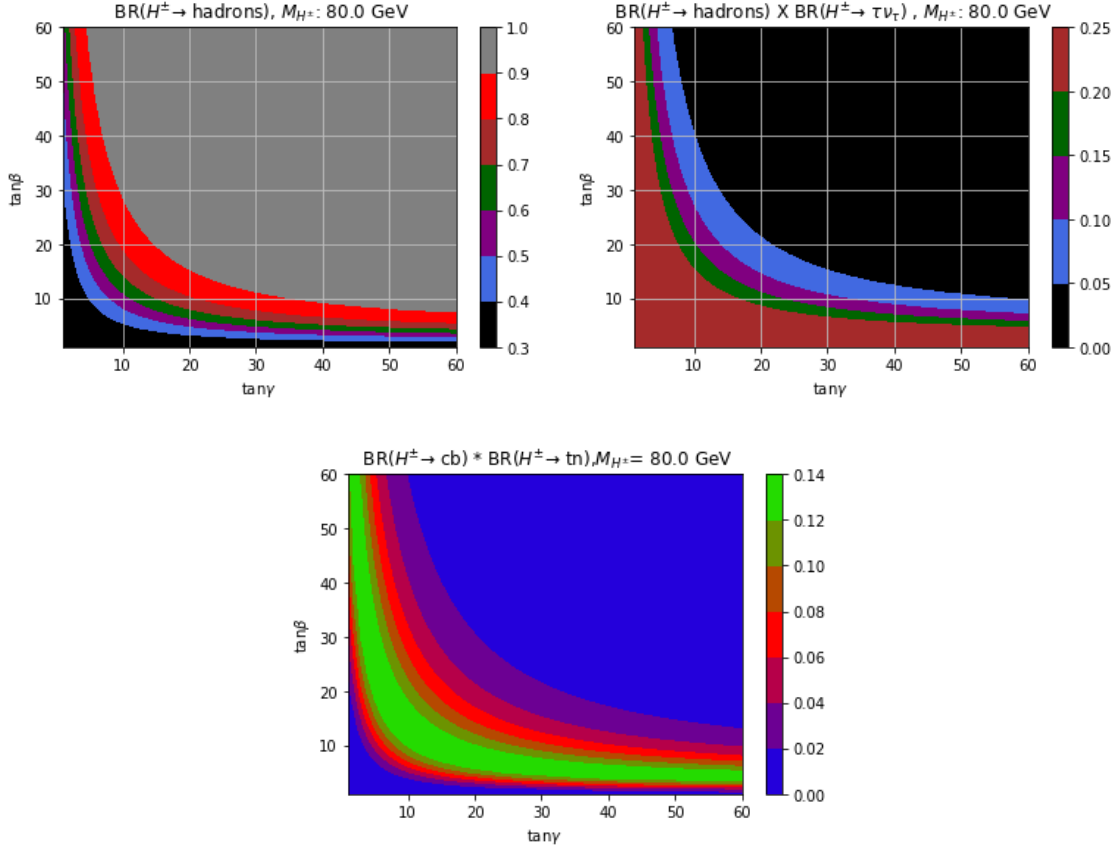


FIG. 3: The flipped 3HDM with $\theta = -\frac{\pi}{2.1}$, $\delta = 0$, and $M_{H^\pm} = 80$ GeV. Top Left Panel: Contours of $\text{BR}(H^\pm \rightarrow \text{hadrons})$ in the plane $[\tan \gamma, \tan \beta]$, where “hadrons” refers to the sum of cs and cb . Top Right Panel: Contours of $\text{BR}(H^\pm \rightarrow \text{hadrons}) \times \text{BR}(H^\pm \rightarrow \tau\nu)$ in the plane $[\tan \gamma, \tan \beta]$. Bottom Panel: Contours of $\text{BR}(H^\pm \rightarrow cb) \times \text{BR}(H^\pm \rightarrow \tau\nu)$ in the plane $[\tan \gamma, \tan \beta]$.

aid the understanding of the statistical significances that are displayed in Fig. 4 to Fig. 7. In Fig. 3 (top left panel) contours of $\text{BR}(H^\pm \rightarrow \text{hadrons})$ are shown, where “hadrons” refers to the sum of cs and cb . In Fig. 3 (top right panel) and Fig. 3 (bottom panel) contours of $\text{BR}(H^\pm \rightarrow \text{hadrons}) \times \text{BR}(H^\pm \rightarrow \tau\nu)$ and $\text{BR}(H^\pm \rightarrow cb) \times \text{BR}(H^\pm \rightarrow \tau\nu)$ (respectively) are shown. Note that $\text{BR}(H^\pm \rightarrow cb) \times \text{BR}(H^\pm \rightarrow \tau\nu)$ is maximised (taking a value of around 0.14) in a band that is away from the region of both $\tan \beta$ and $\tan \gamma$ being small or large.

In Fig. 4 to Fig. 7 the statistical significances (S/\sqrt{B}) are shown in the five channels (three with b -tagging and two without b -tagging) at a single experiment at LEP2 in the plane $[\tan \gamma, \tan \beta]$, for $M_{H^\pm} = 80$ GeV and 89 GeV. In the three panels in Fig. 4, $S_{4j\text{nobtag}}/\sqrt{B_{4j\text{nobtag}}}$ for the 4-jet channel (top panel), $S_{4j2\text{btag}}/\sqrt{B_{4j2\text{btag}}}$ (left bottom panel),

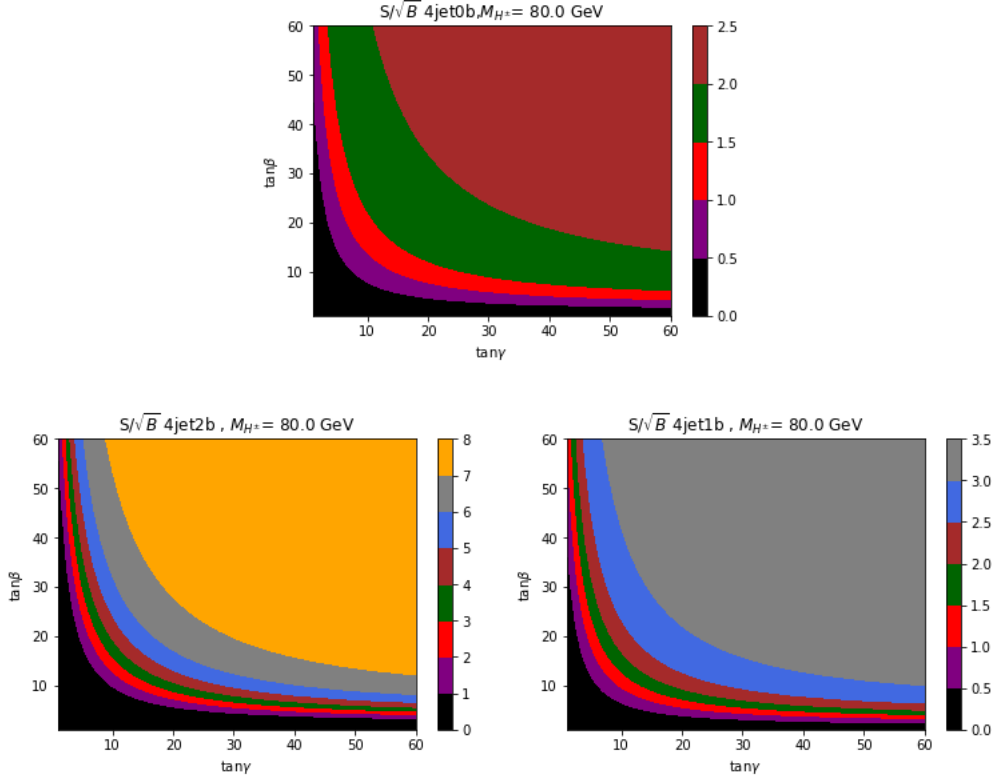


FIG. 4: The flipped 3HDM with $\theta = -\frac{\pi}{2.1}$, $\delta = 0$, and $M_{H^\pm} = 80$ GeV. Top Panel: Significance (S/\sqrt{B}) at a single LEP2 experiment in the 4-jet channel without b -tagging, in $[\tan \gamma, \tan \beta]$ plane. Left Bottom Panel: S/\sqrt{B} in the 4-jet channel with two b -tags, in $[\tan \gamma, \tan \beta]$ plane. Right Bottom Panel: S/\sqrt{B} in the 4-jet channel with one b -tag, in $[\tan \gamma, \tan \beta]$ plane.

and $S_{4j1btag}/\sqrt{B_{4j1btag}}$ (right bottom panel) are plotted, with $M_{H^\pm} = 80$ GeV. For the case with no b -tagging (which corresponds to the experimental searches) one can see that the largest signal satisfies $2 < S/\sqrt{B} < 2.5$ and arises in the region where $\text{BR}(H^\pm \rightarrow \text{hadrons})$ in Fig. 3 (top left panel) is largest. The maximum S/\sqrt{B} is less than 2.5 for this choice of $M_{H^\pm} = 80$ GeV, and this is roughly consistent with the OPAL limits that ruled out $M_{H^\pm} < 80$ GeV for $\text{BR}(H^\pm \rightarrow \text{hadrons}) = 100\%$. For the case with two b -tags it is evident that S/\sqrt{B} can be greatly increased with respect to the case with no b -tag. A large part of the $[\tan \gamma, \tan \beta]$ plane has $S/\sqrt{B} > 3$, with $S/\sqrt{B} \approx 8$ being possible. Note that these significances are for a single LEP2 experiment, and thus a 3σ signal at all four experiments might approach the 5σ threshold for discovery if the four searches are combined. The individual values of S and B will be shown in tables and discussed later. For the case with one b -tag it is found that the values of S/\sqrt{B} (at a given point in the plane) are slightly

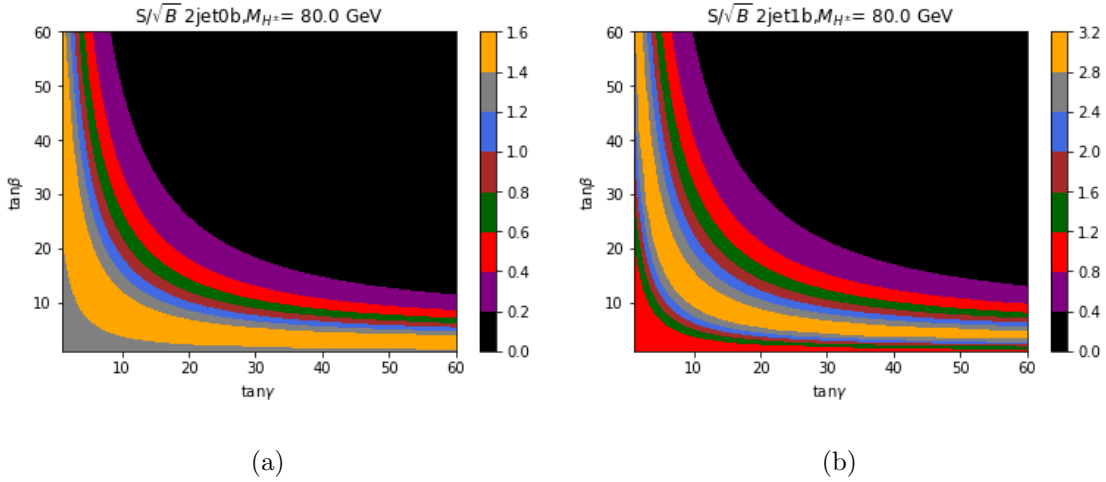


FIG. 5: The flipped 3HDM with $\theta = -\frac{\pi}{2.1}$, $\delta = 0$, and $M_{H^\pm} = 80$ GeV. Left Panel: Significance (S/\sqrt{B}) at a single LEP2 experiment in the 2-jet channel without b -tagging, in $[\tan \gamma, \tan \beta]$ plane. Right Panel: S/\sqrt{B} in the 2-jet channel with one b -tag, in $[\tan \gamma, \tan \beta]$ plane.

larger than those for the case with no b -tag. Although the background in the one b -tag channel is smaller, the signal has decreased such that the ratio S/\sqrt{B} does not improve greatly compared to the case with no b -tag.

In the two panels in Fig. 5, $S_{2jnobtag}/\sqrt{B_{2jnobtag}}$ for the 2-jet channel (left panel) and $S_{2j1btag}/\sqrt{B_{2j1btag}}$ (right panel) are plotted, with $M_{H^\pm} = 80$ GeV. For the case with no b -tagging one sees that the largest S/\sqrt{B} is around 1.6, and arises in the region where $\text{BR}(H^\pm \rightarrow \text{hadrons}) \times \text{BR}(H^\pm \rightarrow \tau\nu)$ in Fig. 3 (top right panel) is largest. Again, this maximum value for S/\sqrt{B} is roughly consistent with the OPAL limits that ruled out $M_{H^\pm} < 80$ GeV in the 2-jet channel when $\text{BR}(H^\pm \rightarrow \text{hadrons}) \times \text{BR}(H^\pm \rightarrow \tau\nu)$ is at its maximum value. For the case with one b -tag it is evident that S/\sqrt{B} can be somewhat increased with respect to the case with no b -tag, but the gain is less than that in the 4-jet channel with two b -tags. Values of S/\sqrt{B} up to 3.2 can be obtained in the region in Fig. 3 (bottom panel) where $\text{BR}(H^\pm \rightarrow cb) \times \text{BR}(H^\pm \rightarrow \tau\nu)$ is largest.

Fig. 6 and Fig. 7 are the same as Fig. 4 and Fig. 5 respectively but with $M_{H^\pm} = 89$ GeV instead of 80 GeV. The maximum S/\sqrt{B} has dropped by roughly a factor of 2 for the 4-jet channel with two b -tags and for the 2-jet channel with one b -tag. This decrease is due to the reduction in the cross-section for $e^+e^- \rightarrow H^+H^-$ when going from $M_{H^\pm} = 80$ GeV to $M_{H^\pm} = 89$ GeV. As mentioned earlier, a 3σ signal at each LEP2 experiment might become

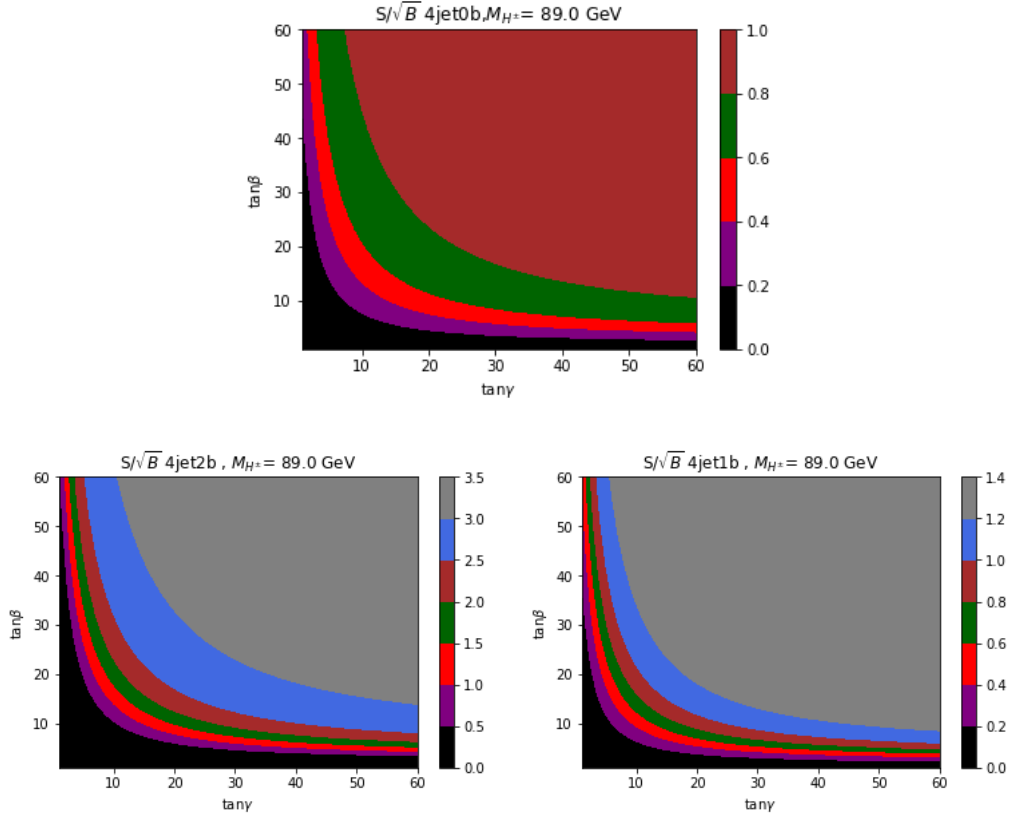


FIG. 6: The flipped 3HDM with $\theta = -\frac{\pi}{2.1}$, $\delta = 0$, and $M_{H^\pm} = 89$ GeV. Top Panel: Significance (S/\sqrt{B}) at a single LEP2 experiment in the 4-jet channel without b -tagging, in $[\tan \gamma, \tan \beta]$ plane. Left Bottom Panel: S/\sqrt{B} in the 4-jet channel with two b -tags, in $[\tan \gamma, \tan \beta]$ plane. Right Bottom Panel: S/\sqrt{B} in the 4-jet channel with one b -tag, in $[\tan \gamma, \tan \beta]$ plane

close to 5σ evidence by combining all four experiments. Hence a discovery for $M_{H^\pm} = 89$ GeV is possible in the most optimistic scenario of $\text{BR}(H^\pm \rightarrow cb)$ close to 80%.

In Fig. 8 the dependence of S/\sqrt{B} on M_{H^\pm} is shown for the 4-jet channel, fixing $\text{BR}(H^\pm \rightarrow cb) = 0.8$ (i.e. near maximal) and $\text{BR}(H^\pm \rightarrow cs) = 0.2$. The top panel, left bottom panel and right bottom panel are for the channels without b -tagging, two b -tags, and one b -tag respectively. One can see that the dependence is roughly linear, and that a 5σ signal at a single LEP2 experiment is possible in the 4-jet channel with two b -tags up to around $M_{H^\pm} = 84$ GeV.

In Fig. 9 the dependence of S/\sqrt{B} on M_{H^\pm} is shown for the 2-jet channel, with $\text{BR}(H^\pm \rightarrow cs) = 0.1$, $\text{BR}(H^\pm \rightarrow cb) = 0.4$, and $\text{BR}(H^\pm \rightarrow \tau\nu) = 0.5$ (i.e. close to the optimum scenario for discovery in this channel). Note that this choice of $\text{BR}(H^\pm \rightarrow cb) \times \text{BR}(H^\pm \rightarrow \tau\nu) = 0.2$

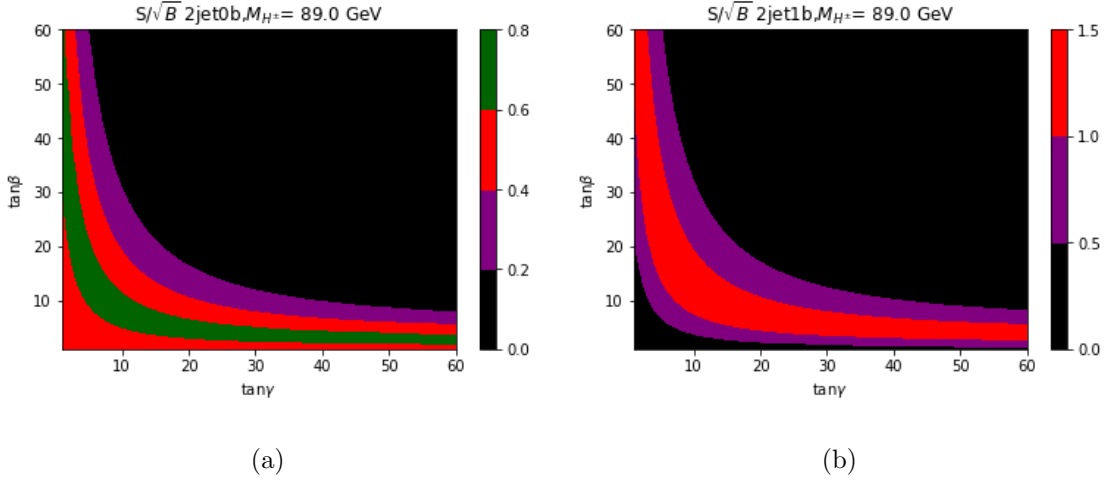


FIG. 7: The flipped 3HDM with $\theta = -\frac{\pi}{2.1}$, $\delta = 0$, and $M_{H^\pm} = 89$ GeV. Left Panel: Significance (S/\sqrt{B}) at a single LEP2 experiment in the 2-jet channel without b -tagging, in $[\tan \gamma, \tan \beta]$ plane. Right Panel: S/\sqrt{B} in the 2-jet channel with one b -tag, in $[\tan \gamma, \tan \beta]$ plane.

is used for illustration, and is larger than the maximum value of this product in Fig. 3 (bottom panel) with $\theta = -\pi/2.1$ and $\delta = 0$. Again, one sees a roughly linear dependence on M_{H^\pm} . In Fig. 10, S/\sqrt{B} is plotted in the plane $[M_{H^\pm}, \text{BR}(H^\pm \rightarrow cb)]$. In the left panel we show the results in the 4-jet channel with two b -tags, with $\text{BR}(H^\pm \rightarrow cb) + \text{BR}(H^\pm \rightarrow cs) = 1$. It can be seen that $\text{BR}(H^\pm \rightarrow cb) > 0.4$ is required in order to obtain $S/\sqrt{B} > 2$ for $M_{H^\pm} = 80$ GeV at a single experiment. In the right panel we show the results for the 2-jet channel with one b -tag, taking $\text{BR}(H^\pm \rightarrow \tau\nu) = 0.5$, and $\text{BR}(H^\pm \rightarrow cb) + \text{BR}(H^\pm \rightarrow cs) = 0.5$. It can be seen that $\text{BR}(H^\pm \rightarrow cb) > 0.15$ is required in order to obtain $S/\sqrt{B} > 2$.

It is clear from the above plots that the 4-jet channel with two b -tags offers the largest values of S/\sqrt{B} . In Tab. IV the individual values of S and B (and S/\sqrt{B}) are shown for $M_{H^\pm} = 80$ GeV, 85 GeV and 89 GeV in 4-jet channels, with $\text{BR}(H^\pm \rightarrow cb) = 0.8$ and $\text{BR}(H^\pm \rightarrow cs) = 0.2$. It can be seen that the background decreases significantly as each b -tag is applied, and there are still a significant number of events ($S \approx 9$) in the 4-jet channel with 2 b -tags for $M_{H^\pm} = 89$ GeV. Around 7 of 9 background events in the $4j2b$ channel are from the two-fermion background, and an invariant mass cut could further reduce this background (see later).

In Tab. V the individual values of S and B (and S/\sqrt{B}) are shown for $M_{H^\pm} = 80$ GeV, 85 GeV and 89 GeV in 2-jet channels, with $\text{BR}(H^\pm \rightarrow cb) = 0.4$, $\text{BR}(H^\pm \rightarrow cs) = 0.1$ and

$\text{BR}(H^\pm \rightarrow \tau\nu) = 0.5$. Again, the background has decreased significantly with the b -tag, and there are still a reasonable number of events ($S \approx 6$) in the 2-jet channel with a b -tag for $M_{H^\pm} = 89$ GeV.

As mentioned above in the discussion of Tab. IV, the 2-fermion background accounts for most of the background in the $4j2b$ channel. The invariant mass (m_{jj}) of two of the four jets from the 2-fermion background has a flat distribution (as can be seen in the OPAL search in [34]), while the signal is mainly contained in the region of m_{jj} between 80 GeV and 89 GeV. Hence we suggest that an invariant mass cut which only keeps jets satisfying $80 \text{ GeV} < m_{jj} < 89 \text{ GeV}$ could further improve S/\sqrt{B} in the $4j2b$ channel. From a figure in [34] we estimate that such a cut could reduce the 2-fermion background by a factor of 2, while preserving the majority of the signal events of an H^\pm with a mass between 80 GeV and 89 GeV. In Fig. 11 the effect of the invariant mass cut efficiency (ϵ_{mass}) on $S\sqrt{B}$ in

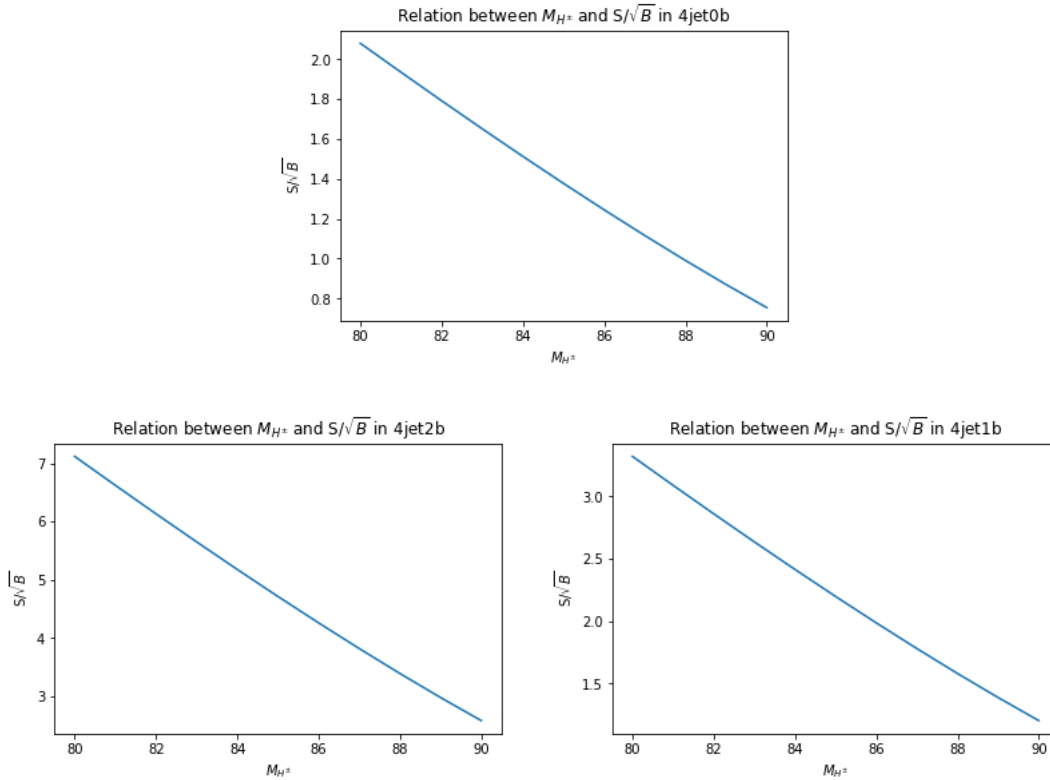


FIG. 8: Dependence of S/\sqrt{B} on M_{H^\pm} , with $\text{BR}(H^\pm \rightarrow cb) = 0.8$ (near maximal) and $\text{BR}(H^\pm \rightarrow cs) = 0.2$, at a single LEP2 experiment. Top Panel: In 4-jet channel without b -tagging. Left Bottom Panel: In 4-jet channel with two b -tags. Right Bottom Panel: In 4-jet channel with one b -tag.

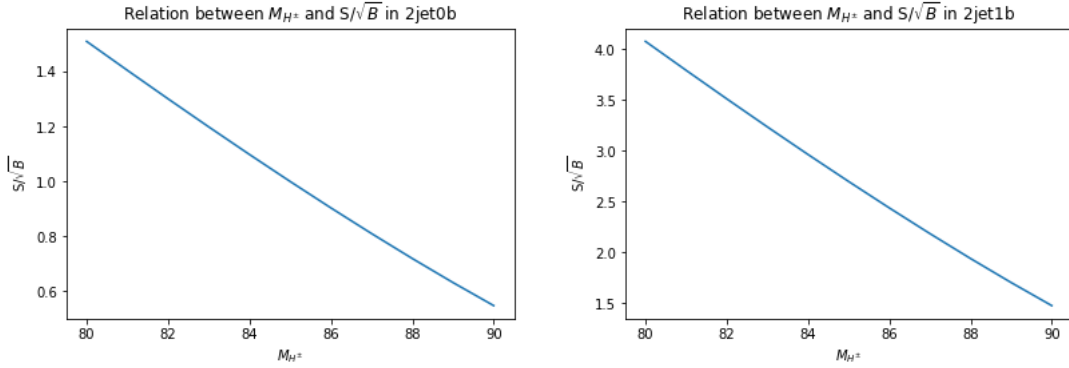


FIG. 9: Dependence of S/\sqrt{B} on M_{H^\pm} , with $\text{BR}(H^\pm \rightarrow \text{hadrons}) = 0.5$ and $\text{BR}(H^\pm \rightarrow \tau\nu) = 0.5$ at a single LEP2 experiment. Left Panel: In 2-jet channel without b -tagging. Right Panel: In 2-jet channel with one b -tag.

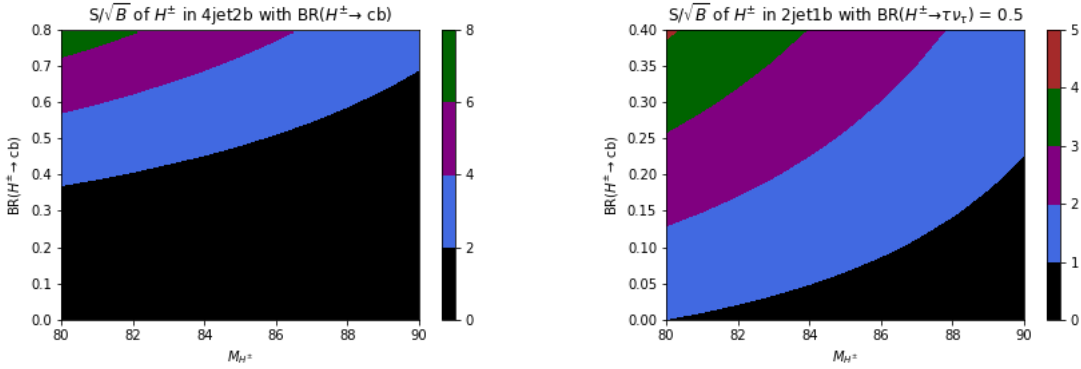


FIG. 10: Values of S/\sqrt{B} in the plane $[M_{H^\pm}, \text{BR}(H^\pm \rightarrow cb)]$ at a single LEP2 experiment. Left Panel: In 4-jet channel with two b -tags, with $\text{BR}(H^\pm \rightarrow cb) + \text{BR}(H^\pm \rightarrow cs) = 1$. Right Panel: In 2-jet channel with one b -tag, with $\text{BR}(H^\pm \rightarrow \tau\nu) = 0.5$, and $\text{BR}(H^\pm \rightarrow cb) + \text{BR}(H^\pm \rightarrow cs) = 0.5$.

the 4-jet channel with one and two b -tags is shown. For illustration we vary ϵ_{mass} from 1 (i.e. no cut) to 0.1, with values of $0.4 < \epsilon_{mass} < 0.5$ being suggested by a figure in [34]. For simplicity we assume that the signal is not affected by the invariant mass cut. Taking $\epsilon_{mass} = 0.4$ and $M_{H^\pm} = 80$ GeV one can see from the right panel (for the two b -tag channel) that S/\sqrt{B} improves from around 7 ($\epsilon_{mass} = 1$) to 9 ($\epsilon_{mass} = 0.4$).

Finally, we comment on a slight excess of events of greater than 2σ significance that is present in the LEP working group combination of the searches for $e^+e^- \rightarrow H^+H^-$ at all four

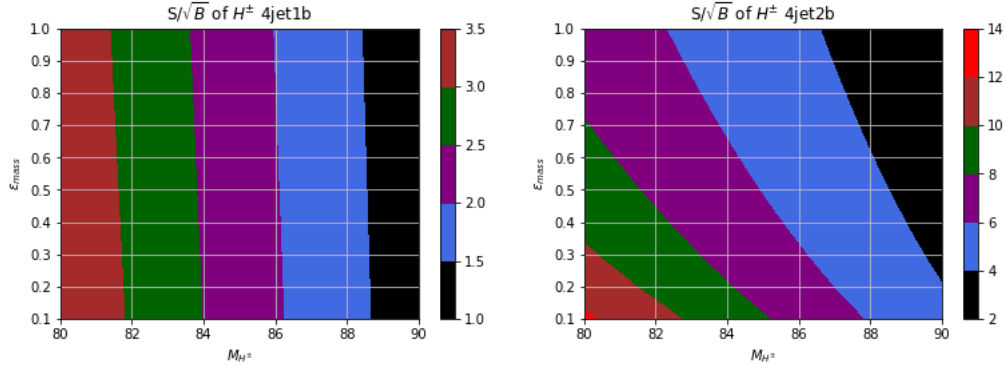


FIG. 11: Dependence of S/\sqrt{B} on M_{H^\pm} and on invariant mass cut (ϵ_{mass}) at a single LEP experiment, with $\text{BR}(H^\pm \rightarrow cb) = 0.8$ and $\text{BR}(H^\pm \rightarrow cs) = 0.2$. Left Panel: 4-jet channel with one b -tag. Right Panel: 4-jet channel with two b -tags.

experiments [38]. The excess occurs around $M_{H^\pm} = 89$ GeV, $\text{BR}(H^\pm \rightarrow \text{hadrons}) = 65\%$

M_{H^\pm}	80 GeV	85 GeV	89 GeV	80 GeV	85 GeV	89 GeV	
	S	S	S	$\frac{S}{\sqrt{B}}$	$\frac{S}{\sqrt{B}}$	$\frac{S}{\sqrt{B}}$	B
4j0b	69.50	46.01	29.07	2.08	1.38	0.87	1117.8
4j1b	31.74	21.01	13.27	3.32	2.20	1.39	91.44
4j2b	22.43	14.85	9.38	7.12	4.71	3.00	9.94

TABLE IV: Number of signal events (S), number of background events (B), and corresponding significances ($\frac{S}{\sqrt{B}}$) in 4-jet channels at single experiment at LEP2. Results are shown for $M_{H^\pm} = 80, 85, 89$ GeV, with $\text{BR}(H^\pm \rightarrow cb) = 0.8$ and $\text{BR}(H^\pm \rightarrow cs) = 0.2$.

M_{H^\pm}	80 GeV	85 GeV	89 GeV	80 GeV	85 GeV	89 GeV	
	S	S	S	$\frac{S}{\sqrt{B}}$	$\frac{S}{\sqrt{B}}$	$\frac{S}{\sqrt{B}}$	B
2j0b	26.89	17.80	11.24	1.51	1.00	0.63	316.9
2j1b	15.28	10.11	6.39	4.08	2.70	1.71	14.04

TABLE V: Number of signal events (S), number of background events (B), and corresponding significances ($\frac{S}{\sqrt{B}}$) in 2-jet channels at a single experiment at LEP2. Results are shown for $M_{H^\pm} = 80, 85, 89$ GeV, with $\text{BR}(H^\pm \rightarrow cb) = 0.4$, $\text{BR}(H^\pm \rightarrow cs) = 0.1$ and $\text{BR}(H^\pm \rightarrow \tau\nu) = 0.5$.

and $\text{BR}(H^\pm \rightarrow \tau\nu) = 35\%$, and in our earlier work [13, 18] we suggested the possibility of this being due to an H^\pm of a 3HDM. If such an excess is genuine, and if a large fraction of the hadronic BR is from $H^\pm \rightarrow cb$ decays, then b -tagging would increase the significance. In Tab. VI we show the values of S , B and S/\sqrt{B} for $M_{H^\pm} = 88$ GeV, 89 GeV and 90 GeV. We take $\text{BR}(H^\pm \rightarrow cb) = 50\%$ and $\text{BR}(H^\pm \rightarrow cs) = 15\%$ (in order to obtain $\text{BR}(H^\pm \rightarrow \text{hadrons}) = 65\%$), and fix $\text{BR}(H^\pm \rightarrow \tau\nu) = 35\%$. From Tab. VI it can be seen that the $4j0b$ and $2j0b$ channels (i.e. the current searches) give significances of 0.37 and 0.57 respectively for $M_{H^\pm} = 89$ GeV. These numbers are for a single LEP2 experiment, and so it is conceivable that the combination of four experiments could give the observed 2σ excess, especially if there has been an upward fluctuation. In the $4j2b$ and $2j1b$ channels these significances increase to 1.17 and 1.51 respectively (i.e. a factor of three improvement), with the number of signal events (S) still being above three events in each channel. Consequently, if the excess is genuine then its significance could be significantly increased in the $4j2b$ and $2j1b$ channels, assuming that $\text{BR}(H^\pm \rightarrow cb)$ is large. As discussed in [18] such a signal might also show up at the LHC in the channel $t \rightarrow H^\pm b$, which currently has sensitivity to the region $80 \text{ GeV} < M_{H^\pm} < 90 \text{ GeV}$ for $H^\pm \rightarrow \tau\nu$ decays (but does not yet have sensitivity to $H^\pm \rightarrow \text{hadrons}$ decays in this mass region). However, if the couplings $|X|$ and $|Y|$ (which determine $\text{BR}(t \rightarrow H^\pm b)$) are sufficiently small then such an H^\pm would remain hidden from LHC searches. At e^+e^- colliders the production channel $e^+e^- \rightarrow H^+H^-$ does not depend on $|X|$ and $|Y|$, and a high luminosity e^+e^- collider would be able to probe the region $80 \text{ GeV} < M_{H^\pm} < 90 \text{ GeV}$ irrespective of $|X|$ and $|Y|$.

B. Prospects for detecting $H^\pm \rightarrow cb$ at CEPC/FCC-ee

Future e^+e^- colliders [41] are being discussed, which would offer precise measurements of the properties of the 125 GeV neutral Higgs boson. Such colliders would also permit detailed studies of a light charged Higgs boson. There are two proposals for a circular e^+e^- collider with a period of operation at $\sqrt{s} = 240$ GeV: CEPC in China [42] and FCC-ee [43] at CERN. These colliders would produce a large number of H^+H^- events with a mass of up to $M_{H^\pm} = 120$ GeV. The integrated luminosity at this energy is expected to be of the order of a few ab^{-1} , which is roughly a thousand times larger than the total integrated luminosity taken at a single LEP2 experiment (0.6 fb^{-1}). Two linear e^+e^- colliders are also being

M_{H^\pm}	88 GeV	89 GeV	90 GeV	88 GeV	89 GeV	90 GeV	
	S	S	S	$\frac{S}{\sqrt{B}}$	$\frac{S}{\sqrt{B}}$	$\frac{S}{\sqrt{B}}$	B
4j0b	13.98	12.28	10.64	0.42	0.37	0.32	1117.8
4j1b	6.47	5.68	4.93	0.68	0.59	0.52	91.44
4j2b	4.21	3.7	3.21	1.34	1.17	1.02	9.94
2j0b	11.65	10.23	8.87	0.65	0.57	0.5	316.9
2j1b	6.43	5.65	4.89	1.72	1.51	1.31	14.04

TABLE VI: Number of signal events (S), number of background events (B), and corresponding significances ($\frac{S}{\sqrt{B}}$) in five channels at a single experiment at LEP2. Results are shown for $M_{H^\pm} = 88, 89, 90$ GeV, with $\text{BR}(H^\pm \rightarrow cb) = 0.5$, $\text{BR}(H^\pm \rightarrow cs) = 0.15$, and $\text{BR}(H^\pm \rightarrow \tau\nu) = 0.35$.

discussed, the International Linear Collider (ILC) [44] and the Compact Linear Collider (CLIC) [45], which will both offer the possibility of energies much higher than $\sqrt{s} = 240$ GeV. In this work we will consider the detection prospects of the decay channel $H^\pm \rightarrow cb$ at $\sqrt{s} = 240$ GeV only. As mentioned earlier, $\text{BR}(H^\pm \rightarrow cb)$ is expected to be at most of the order of 1% in the Type I, Type II, and leptonic specific 3HDMs. Only the flipped and democratic 3HDMs can have $\text{BR}(H^\pm \rightarrow cb)$ significantly larger than 1%. Consequently, precise measurements of $\text{BR}(H^\pm \rightarrow cb)$ could shed light on which 3HDM Yukawa structure is realised. It is our aim to see if CEPC/FCC-ee would have sensitivity to smaller values (of the order of a few percent) for $\text{BR}(H^\pm \rightarrow cb)$. For the number of background events we use the values from LEP2 (for which $\sqrt{s} \approx 200$ GeV) for simplicity. The parameter ϵ_c was taken to be 0.06 in our analysis at LEP2. At CEPC/FCC-ee we expect that this efficiency would be improved, and thus we vary it in the range $0.01 < \epsilon_c < 0.06$. We keep ϵ_b and ϵ_j at the LEP2 values. The input parameters for the study of the detection prospects of $H^\pm \rightarrow cb$ at $\sqrt{s} = 240$ GeV are summarised in Tab. III.

In Fig. 12 the dependence of S/\sqrt{B} on M_{H^\pm} and ϵ_c at $\sqrt{s} = 240$ GeV is shown, with $\text{BR}(H^\pm \rightarrow cb) = 0.05$ (which would only be possible in flipped/democratic 3HDMs) and $\text{BR}(H^\pm \rightarrow cs) = 0.95$ (i.e. the decays to leptons are absent). The left panel is for the 4-jet channel with one b -tag and the right panel is for the 4-jet channel with two b -tags. In the 4-jet channel with one b -tag it can be seen that very large values of S/\sqrt{B} can be achieved (e.g. $S/\sqrt{B} \approx 30$ for $\epsilon_c = 0.03$ and $M_{H^\pm} = 90$ GeV), and thus precise measurements of

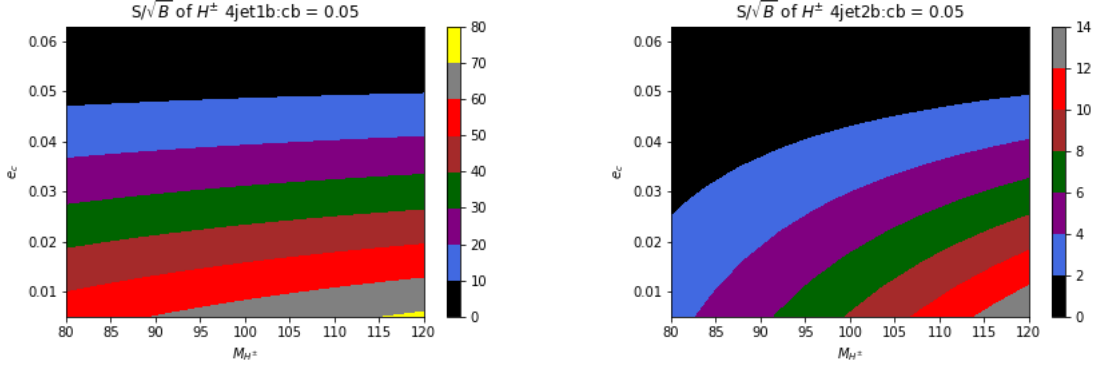


FIG. 12: Dependence of S/\sqrt{B} on M_{H^\pm} and ϵ_c at $\sqrt{s} = 240$ GeV (CEPC/FCC-ee), with $\text{BR}(H^\pm \rightarrow cb) = 0.05$ and $\text{BR}(H^\pm \rightarrow cs) = 0.95$. Left Panel: 4-jet channel with one b -tag. Right Panel: 4-jet channel with two b -tags.

$\text{BR}(H^\pm \rightarrow cb)$ would be obtained over a wide region of the plane $[M_{H^\pm}, \epsilon_c]$. Note that the values of S/\sqrt{B} are much lower in the 4-jet channel with two b -tags (right panel). This is because $\text{BR}(H^\pm \rightarrow cb) = 0.05$, leading to a reduced number of signal events with two b -quarks compared to the case at LEP2 where the optimum scenario of $\text{BR}(H^\pm \rightarrow cb) = 0.8$ was considered.

In Fig. 13, the dependence of S/\sqrt{B} on M_{H^\pm} and ϵ_c at $\sqrt{s} = 240$ GeV is shown, with $\text{BR}(H^\pm \rightarrow cb) = 0.01$, $\text{BR}(H^\pm \rightarrow cs) = 0.50$, and $\text{BR}(H^\pm \rightarrow \tau\nu) = 0.49$. The top left panel is for the 4-jet channel with one b -tag, the top right panel is for the 4-jet channel with two b -tags, and the bottom panel is for the 2-jet channel with one b -tag. In the 4-jet channel with one b -tag and the 2-jet channel with one b -tag a clear signal (and hence a precise measurement) can be achieved over a wide region of the plane $[M_{H^\pm}, \epsilon_c]$. This would establish the presence of $H^\pm \rightarrow cb$ decays even for $\text{BR}(H^\pm \rightarrow cb) = 0.01$, a BR that is theoretically possible in all five Yukawa structures.

V. CONCLUSIONS

The decay channel $H^\pm \rightarrow cb$ can have a large BR (up to 80%) in the flipped and democratic 3HDMs for $M_{H^\pm} < M_t$, and be compatible with constraints from $b \rightarrow s\gamma$. The current search at the LHC (with $\sqrt{s} = 8$ TeV, $\mathcal{L} = 20 \text{ fb}^{-1}$) for $t \rightarrow H^\pm b$ followed by $H^\pm \rightarrow cb$ is not sensitive to the region $80 \text{ GeV} \leq M_{H^\pm} \leq 90 \text{ GeV}$, although sensitivity might be reached

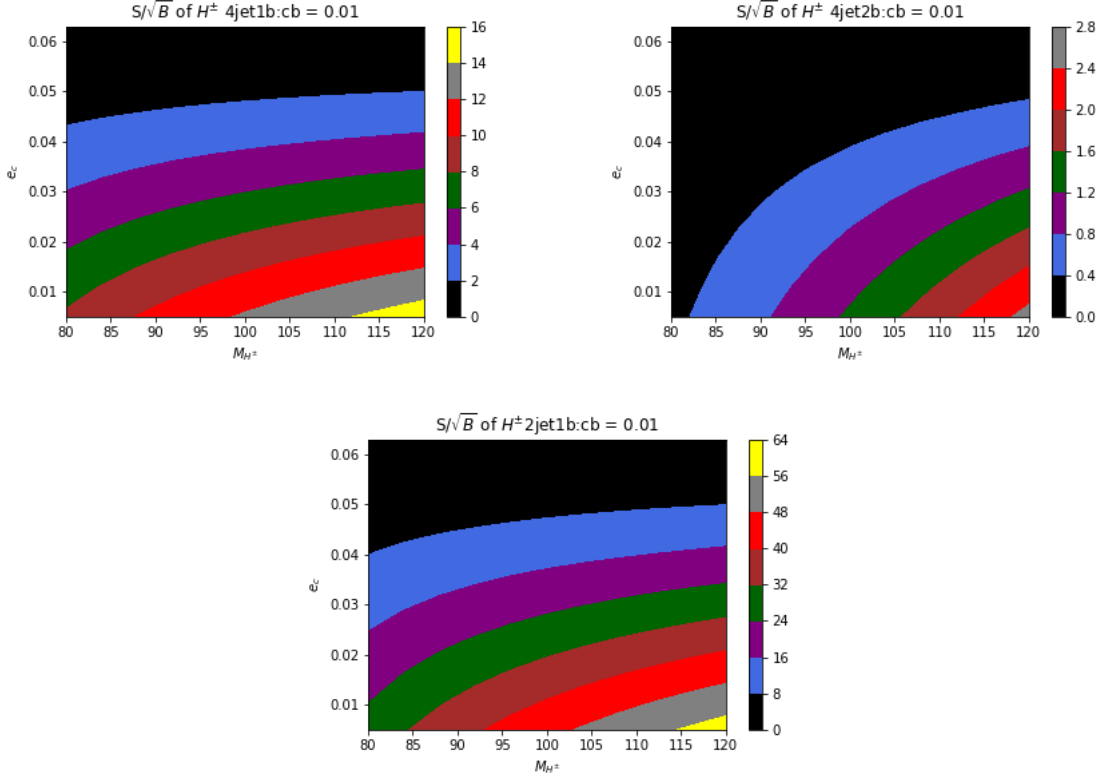


FIG. 13: Dependence of S/\sqrt{B} on M_{H^\pm} and ϵ_c at $\sqrt{s} = 240$ GeV (CEPC/FCC-ee), with $\text{BR}(H^\pm \rightarrow cb) = 0.01$, $\text{BR}(H^\pm \rightarrow cs) = 0.50$, and $\text{BR}(H^\pm \rightarrow \tau\nu) = 0.49$. Top Left Panel: 4-jet channel with one b -tag. Top Right Panel: 4-jet channel with two b -tags. Bottom Panel: 2-jet channel with one b -tag.

in future searches. LEP2 searched for $e^+e^- \rightarrow H^+H^-$, assuming the main decay channels to be $H^\pm \rightarrow \text{hadrons}$ and $H^\pm \rightarrow \tau\nu$. In the region $80 \text{ GeV} \leq M_{H^\pm} \leq 90 \text{ GeV}$, a sizeable part of the plane $[\text{BR}(H^\pm \rightarrow \text{hadrons}), M_{H^\pm}]$ is not excluded at LEP2 if $\text{BR}(H^\pm \rightarrow \text{hadrons})$ is dominant. If $\text{BR}(H^\pm \rightarrow cb)$ were large then more of the region $80 \text{ GeV} \leq M_{H^\pm} \leq 90 \text{ GeV}$ could be probed at LEP2 by adding one or more b -tags to the existing search strategy. We evaluated the significances (S/\sqrt{B}) for $H^\pm \rightarrow cb$ decays in three channels by taking the selection efficiencies and backgrounds from the OPAL searches, and applying realistic b -tagging and fake b -tagging efficiencies. In the optimum scenario of $\text{BR}(H^\pm \rightarrow cb) = 80\%$ ($\text{BR}(H^\pm \rightarrow cb) = 40\%$ for 2-jets), it was shown that S/\sqrt{B} as large as 7, 3 and 4 could be obtained for $M_{H^\pm} = 80 \text{ GeV}$ in the three channels i) 4-jet plus two b -tags, ii) 4-jet plus one b -tag, and iii) 2-jets plus one b -tag, respectively. These significances decrease to roughly 3,

1.4 and 1.7 respectively for $M_{H^\pm} = 89$ GeV, but would be increased by combining all four experiments. Consequently, LEP2 has the capability to exclude or discover a H^\pm with a large $\text{BR}(H^\pm \rightarrow cb)$, and with a mass in the region $80 \text{ GeV} \leq M_{H^\pm} \leq 90 \text{ GeV}$. We commented on a $> 2\sigma$ excess at around $M_{H^\pm} = 89$ GeV and $\text{BR}(H^\pm \rightarrow \text{hadrons}) \approx 65\%$ in the LEP working group combination. Under the assumption that such an excess is genuine and has a large $\text{BR}(H^\pm \rightarrow cb)$, it was shown that its significance could be increased significantly in two of the three channels with b -tagging. We encourage an updated LEP2 search for H^\pm that includes b -tagging as suggested above. This would become especially important if the LHC eventually obtains evidence for an H^\pm with $80 \text{ GeV} \leq M_{H^\pm} \leq 90 \text{ GeV}$ and a large $\text{BR}(H^\pm \rightarrow cb)$.

In contrast to hadron colliders, the cross-section for H^\pm at LEP2 does not depend on the magnitude of the Yukawa couplings. Hence a light H^\pm with small Yukawa couplings could escape detection at the LHC, but be discovered at LEP2 or at future e^+e^- colliders. Even if a light H^\pm is discovered at the LHC, future e^+e^- colliders would be able to measure its BRs much more precisely in order to shed light on the underlying Higgs structure. We evaluated S/\sqrt{B} for $H^\pm \rightarrow cb$ decays at a proposed e^+e^- collider (CEPC/FCC-ee) of $\sqrt{s} = 240$ GeV and found that $\text{BR}(H^\pm \rightarrow cb) = 1\%$ (which is possible in all 2HDMs/3HDMs) would give a clear signal. In the context of 3HDMs, the flipped and democratic structures are the only ones which can have $\text{BR}(H^\pm \rightarrow cb)$ significantly greater than 1%, and so precise measurements of this channel could provide evidence for these models.

Acknowledgements

SM is supported in part through the NExT Institute and the STFC Consolidated Grant ST/L000296/1. SM and MS acknowledge the H2020-MSCA-RISE-2014 grant no. 645722 (NonMinimalHiggs). MS thanks Prof. Shinya Kanemura and Osaka University as well as Prof. Tetsuo Shindou and Kogakuin University for hospitality where parts of this work were carried out.

-
- [1] G. Aad *et al.* [ATLAS Collaboration], Phys. Lett. B **716**, 1 (2012).
 - [2] S. Chatrchyan *et al.* [CMS Collaboration], Phys. Lett. B **716**, 30 (2012).

- [3] A. G. Akeroyd *et al.*, Eur. Phys. J. C **77**, no. 5, 276 (2017) [arXiv:1607.01320 [hep-ph]].
- [4] J. F. Gunion, H. E. Haber, G. L. Kane and S. Dawson, Front. Phys. **80**, 1 (2000).
- [5] G. C. Branco, P. M. Ferreira, L. Lavoura, M. N. Rebelo, M. Sher and J. P. Silva, Phys. Rept. **516**, 1 (2012) [arXiv:1106.0034 [hep-ph]].
- [6] S. L. Glashow and S. Weinberg, Phys. Rev. D **15**, 1958 (1977); E. A. Paschos, Phys. Rev. D **15**, 1966 (1977).
- [7] I. P. Ivanov and E. Vdovin, Eur. Phys. J. C **73**, 2309 (2013) [arXiv:1210.6553 [hep-ph]].
- [8] V. Keus, S. F. King and S. Moretti, JHEP **1401**, 052 (2014) [arXiv:1310.8253 [hep-ph]].
- [9] Y. Grossman, Nucl. Phys. B **426**, 355 (1994) [hep-ph/9401311].
- [10] A. G. Akeroyd and W. J. Stirling, Nucl. Phys. B **447**, 3 (1995).
- [11] G. Cree and H. E. Logan, Phys. Rev. D **84**, 055021 (2011) [arXiv:1106.4039 [hep-ph]].
- [12] A. G. Akeroyd, S. Moretti and J. Hernandez-Sanchez, Phys. Rev. D **85**, 115002 (2012) [arXiv:1203.5769 [hep-ph]].
- [13] A. G. Akeroyd, S. Moretti, K. Yagyu and E. Yildirim, Int. J. Mod. Phys. A **32**, no. 23/24, 1750145 (2017) [arXiv:1605.05881 [hep-ph]].
- [14] A. G. Akeroyd, Nucl. Phys. B **544**, 557 (1999) [hep-ph/9806337].
- [15] A. M. Sirunyan *et al.* [CMS Collaboration], JHEP **1811**, 115 (2018) [arXiv:1808.06575 [hep-ex]].
- [16] G. Aad *et al.* [ATLAS Collaboration], Eur. Phys. J. C **73**, no. 6, 2465 (2013) [arXiv:1302.3694 [hep-ex]].
- [17] V. Khachatryan *et al.* [CMS Collaboration], JHEP **1512**, 178 (2015) [arXiv:1510.04252 [hep-ex]].
- [18] A.G.Akeroyd, S.Moretti and M.Song, Phys. Rev. D **98**, no.11,115024 (2018) [arXiv:1810.05403 [hep-ph]].
- [19] A. Sopczak, Int. J. Mod. Phys. A **9**, 1747 (1994).
- [20] M. Jung, A. Pich and P. Tuzon, JHEP **1011**, 003 (2010) [arXiv:1006.0470 [hep-ph]].
- [21] M. Trott and M. B. Wise, JHEP **1011**, 157 (2010) [arXiv:1009.2813 [hep-ph]].
- [22] H. E. Logan and D. MacLennan, Phys. Rev. D **81**, 075016 (2010) [arXiv:1002.4916 [hep-ph]].
- [23] T. Hermann, M. Misiak and M. Steinhauser, JHEP **1211**, 036 (2012) [arXiv:1208.2788 [hep-ph]].
- [24] M. Misiak *et al.*, Phys. Rev. Lett. **114**, no. 22, 221801 (2015) [arXiv:1503.01789 [hep-ph]].

- [25] S. Chatrchyan *et al.* [CMS Collaboration], JHEP **1207**, 143 (2012) [arXiv:1205.5736 [hep-ex]].
- [26] G. Aad *et al.* [ATLAS Collaboration], JHEP **1303**, 076 (2013) [arXiv:1212.3572 [hep-ex]].
- [27] G. Aad *et al.* [ATLAS Collaboration], JHEP **1206**, 039 (2012) [arXiv:1204.2760 [hep-ex]].
- [28] G. Aad *et al.* [ATLAS Collaboration], JHEP **1503**, 088 (2015) [arXiv:1412.6663 [hep-ex]].
- [29] V. Khachatryan *et al.* [CMS Collaboration], JHEP **1511**, 018 (2015). [arXiv:1508.07774 [hep-ex]].
- [30] A. M. Sirunyan *et al.* [CMS Collaboration], arXiv:1903.04560 [hep-ex].
- [31] M. Aaboud *et al.* [ATLAS Collaboration], JHEP **1809**, 139 (2018) [arXiv:1807.07915 [hep-ex]].
- [32] V. M. Abazov *et al.* [D0 Collaboration], Phys. Lett. B **682**, 278 (2009) [arXiv:0908.1811 [hep-ex]].
- [33] T. Aaltonen *et al.* [CDF Collaboration], Phys. Rev. Lett. **103**, 101803 (2009) [arXiv:0907.1269 [hep-ex]].
- [34] G. Abbiendi *et al.* [OPAL Collaboration], Eur. Phys. J. C **72**, 2076 (2012) [arXiv:0812.0267 [hep-ex]].
- [35] A. Heister *et al.* [ALEPH Collaboration], Phys. Lett. B **543**, 1 (2002) [hep-ex/0207054].
- [36] P. Achard *et al.* [L3 Collaboration], Phys. Lett. B **575**, 208 (2003) [hep-ex/0309056].
- [37] J. Abdallah *et al.* [DELPHI Collaboration], Eur. Phys. J. C **34**, 399 (2004) [hep-ex/0404012].
- [38] G. Abbiendi *et al.* [ALEPH and DELPHI and L3 and OPAL and LEP Collaborations], Eur. Phys. J. C **73**, 2463 (2013) [arXiv:1301.6065 [hep-ex]].
- [39] J. Abdallah *et al.* [DELPHI Collaboration], Eur. Phys. J. C **32**, 185 (2004) [hep-ex/0311003].
- [40] G. Abbiendi *et al.* [OPAL Collaboration], Phys. Lett. B **609**, 212 (2005) [hep-ex/0410034].
- [41] J. de Blas *et al.*, arXiv:1905.03764 [hep-ph].
- [42] J. B. Guimares da Costa *et al.* [CEPC Study Group], arXiv:1811.10545 [hep-ex].
- [43] A. Abada *et al.* [FCC Collaboration], Eur. Phys. J. C **79**, no. 6, 474 (2019).
- [44] P. Bambade *et al.*, arXiv:1903.01629 [hep-ex].
- [45] J. de Blas *et al.*, CERN Yellow Rep. Monogr. Vol. 3 (2018) [arXiv:1812.02093 [hep-ph]].