

Online Pricing with Offline Data: Phase Transition and Inverse Square Law

Jinzhi Bu, David Simchi-Levi, Yunzong Xu

Institute for Data, Systems, and Society, Massachusetts Institute of Technology, Cambridge, MA 02139
jzbu@mit.edu, dslevi@mit.edu, yxu@mit.edu

This paper investigates the impact of pre-existing offline data on online learning, in the context of dynamic pricing. We study a single-product dynamic pricing problem over a selling horizon of T periods. The demand in each period is determined by the price of the product according to a linear demand model with unknown parameters. We assume that the seller already has some pre-existing offline data before the start of the selling horizon. The offline data set contains n samples, each of which is an input-output pair consisting of a *historical price* and an associated demand observation. The seller wants to utilize both the pre-existing offline data and the sequentially-revealed online data to minimize the regret of the online learning process.

We characterize the joint effect of the *size*, *location* and *dispersion* of the offline data on the optimal regret of the online learning process. Specifically, the *size*, *location* and *dispersion* of the offline data are measured by the number of historical samples n , the absolute difference between the average historical price and the optimal price δ , and the standard deviation of the historical prices σ , respectively. For the single-historical-price setting where the n historical prices are identical, we prove that the best achievable regret is $\tilde{\Theta}\left(\sqrt{T} \wedge \left(\frac{T}{n\delta^2} \vee \frac{\log T}{\delta^2}\right)\right)$. For the (more general) multiple-historical-price setting where the historical prices can be different, we show that the best achievable regret is $\tilde{\Theta}\left(\sqrt{T} \wedge \frac{T}{n\sigma^2 + (n \wedge T)\delta^2}\right)$. For both settings, we design a learning algorithm based on the ‘‘Optimism in the Face of Uncertainty’’ principle, which strikes a balance between exploration and exploitation, and achieves the optimal regret up to a logarithmic factor. Our results reveal surprising transformations of the optimal regret rate with respect to the size of the offline data, which we refer to as *phase transitions*. In addition, our results demonstrate that the location and dispersion of the offline data also have an intrinsic effect on the optimal regret, and we quantify this effect via the *inverse-square law*.

Key words: dynamic pricing, online learning, offline data, phase transition, inverse-square law

1. Introduction

Classical statistical learning theory distinguishes between offline and online learning. Offline learning deals with the problem of finding a predictive function based on the entire training data set. The performance of an offline learning algorithm is typically measured by its *generalization error* (also known as the out-of-sample error) or *sample complexity* (see, e.g., [Hastie et al. 2005](#)). In contrast to the offline learning setting where the entire training data set is directly available before the offline learning algorithm is applied, online learning deals with a setting where data become available

in a sequential manner that may depend on the actions taken by the online learning algorithm. The performance of online learning algorithms is typically measured by the regret¹. While offline learning assumes access to offline data (but not online data) and online learning assumes access to online data (but not offline data), in reality, a broad class of real-world problems incorporate both aspects: there is an offline historical data set (based on historical actions) at the time that the learner applies an online learning policy (with sequential access to online data).

Currently, there is no standard framework for the above type of learning problems, as classical offline learning theory and online learning theory have different settings and goals. While establishing a framework that bridges all aspects of offline learning and online learning is generally a very complicated task, in this paper, we propose a framework that bridges the gap between offline learning and online learning in a specific problem setting, which, however, already captures the essence of many dynamic pricing problems that sellers face in practice.

1.1. The Problem: Online Pricing with Offline Data

The “Online Pricing with Offline Data” (OPOD) problem can be stated as follows. Consider a seller offering a single product with infinite amount of inventory over a selling horizon of T periods. Customer demand is determined by the price charged by the seller according to an underlying linear demand model. The seller knows neither the true demand parameters nor the distribution of random noise. However, we assume that before the selling horizon starts, she has used some *historical prices* in the past and collected sales data from the market. In other words, the seller has a pre-existing offline data set before the start of the online learning process. We assume that the pre-existing offline data set contains n samples: $\{(\hat{p}_1, \hat{D}_1), \dots, (\hat{p}_n, \hat{D}_n)\}$, where each sample (\hat{p}_i, \hat{D}_i) is an input-output pair consisting of a fixed historical price \hat{p}_i and an associated demand observation \hat{D}_i generated from the underlying linear demand model ($i = 1, \dots, n$). The seller’s objective is to design a learning algorithm that utilizes both the offline data and the data collected on-the-fly to learn the unknown demand model while concurrently maximizing total revenue over T periods.

Following the convention of online learning, we measure the performance of an algorithm for the aforementioned OPOD problem by *regret*, which is the difference between the optimal expected revenue and the total expected revenue generated by the algorithm over T periods, see the precise

¹ In this paper, when we discuss online learning, we focus more on the literature of stochastic online learning, where the online sequential data arrive in a stochastic manner. There is a vast literature of online learning focusing on the non-stochastic setting where the online sequential data arrive in an adversarial manner (see [Cesa-Bianchi and Lugosi 2006](#)), which is not the emphasize of this paper.

definition in §3. A notable difference between the regret notion defined here and the classical one is that the regret of the OPOD problem depends on the pre-existing offline data. We refer to the best achievable regret (which depends on offline data) as the optimal regret of the OPOD problem.

1.2. Observations and Challenges

This paper is inspired by the high-level idea of bridging the gap between offline and online learning. The following question naturally arises whenever the offline data are incorporated into online decision making: How do offline data affect the *statistical complexity* of online learning? In this paper, we investigate this fundamental question in the OPOD framework, where the *statistical complexity* is measured by the *optimal regret* of the online learning process, which naturally depends on the offline data. To this end, the first challenge is to identify the key characteristics of the offline data that intrinsically affect the optimal regret.

Intuitively, the *size* of the offline data, measured by the number of historical samples n , and the *dispersion* of the offline data, measured by the standard deviation of historical prices σ , i.e., $\sigma = \sqrt{\sum_{i=1}^n (\hat{p}_i - \frac{1}{n} \sum_{j=1}^n \hat{p}_j)^2}$, provide two important metrics that enable quantifying the amount of information collected before the online learning process starts. As the size of the offline data increases, i.e., n is larger, or as the historical prices become more diverse, i.e., σ is larger, it is more likely that the seller can form a better estimation of the unknown demand curve, and the optimal regret may decrease accordingly.

Another crucial, and more intriguing metric of the offline data, is the *location* of the offline data, which is measured by $\delta = \Theta(|\frac{1}{n} \sum_{i=1}^n \hat{p}_i - p^*|)$, i.e., the order of the distance between the average historical price and the underlying optimal price p^* . We refer to δ as the “*generalized distance*,” as it intuitively quantifies how far the offline data set is “away” from the (unknown) optimal decision. This is a crucial metric that uniquely appears when offline data are incorporated into the online learning process. Indeed, if there is no offline data available before the start of the online learning process, then there is no $\frac{1}{n} \sum_{i=1}^n \hat{p}_i$ or δ at all. Also, if the offline data are only used for estimation or prediction, with no need for online decision making, i.e., the seller is purely interested in estimating the demand curve from the offline data and does not need to make any online pricing decisions, then δ does not affect her estimation accuracy. Surprisingly, as we prove in this paper, when the offline data are incorporated into the online learning, this metric plays a fundamental role in determining the optimal regret.

Besides identifying the key characteristics of the offline data that affect the optimal regret, an additional challenge is to precisely quantify the effects of these offline data characteristics on the

optimal regret. Specifically, we seek to understand to what extent changing each *individual* metric of the offline data, i.e., the size n , standard deviation σ and generalized distance δ , influences the behavior of the optimal regret, and moreover, how these three metrics of the offline data interplay with each other and *jointly* determine the exact order of the optimal regret.

From the algorithmic side, we seek to design a simple, intuitive and easy-to-implement pricing policy that appropriately utilizes the input offline data and achieves the **OPOD** regret. Moreover, since the optimal price is determined by the unknown model parameters, the generalized distance δ is completely **unknown** to the seller. Therefore, the seller cannot use any information about δ , which implies that designing an algorithm whose performance has “good” dependency on δ is a more challenging task. Nevertheless, in this paper, we seek to design efficient algorithms that do not require the knowledge of δ , while still (surprisingly) achieve the best possible performance in terms of δ .

1.3. Main Results

In this paper, we address the above challenges by characterizing the optimal regret for two scenarios: (1) the *single-historical-price* setting where the n historical prices are identical, and (2) the *multiple-historical-price* setting where the n historical prices can be different. The main results are summarized below.

First, we consider the single-historical-price setting. In this case, there is no dispersion among the historical prices, and the standard deviation σ is just zero. We prove that the optimal regret is $\tilde{\Theta}(\sqrt{T} \wedge \frac{T \log T}{(n \wedge T) \delta^2})$, which is summarized in Table 1. This is achieved by establishing a lower bound on the regret of any learning algorithm, and designing an online learning algorithm based on the “Optimism in the Face of Uncertainty” (OFU) principle with a matching regret upper bound (up to a logarithmic factor). Although the optimal regret depends on the unknown generalized distance δ , our proposed algorithm does not require any information about this quantity. In addition, the price charged by our algorithm in each period can be computed efficiently as it only involves solving a concave maximization problem.

Second, we study the (more general) multiple-historical-price setting. In this case, the standard deviation σ is positive and plays a significant role in further changing the behavior of the optimal regret. For this general setting, we show that the optimal regret is $\tilde{\Theta}(\sqrt{T} \wedge \frac{T \log T}{(n \wedge T) \delta^2 + n \sigma^2})$, which is summarized in Table 2. In particular, this bound generalizes the result in the single-historical-price setting to the multiple-historical-price setting, where the additional term $n \sigma^2$ captures the *net* effect of the dispersion of the offline data.

1.4. Key Insights: Phase Transition and Inverse-Square Law

The above results provide an explicit characterization of the optimal regret in terms of the sample size n , the standard deviation σ , and the generalized distance δ . We provide further insights by answering the following two questions: (1) how the optimal regret rate changes with respect to the sample size n (given fixed σ and δ), and (2) how the optimal regret rate depends on the order of σ and δ .

The study to answer the first question leads to a surprising observation: the effect of n on the optimal regret rate is different for different ranges of n ! To illustrate this point, consider the single-historical-price setting with $\sigma = 0$ and $\delta = \Omega(T^{-\frac{1}{4}})$ (see Table 1). The optimal regret remains at the level of $\tilde{\Theta}(\sqrt{T})$ whenever n is within $O(\frac{\sqrt{T}}{\delta^2})$, and then gradually decays according to $\tilde{\Theta}(\frac{T}{n\delta^2})$ when n is between $\Theta(\frac{\sqrt{T}}{\delta^2})$ and $\Theta(T)$, and finally stays at the level of $\tilde{\Theta}(\frac{\log T}{\delta^2})$ when n exceeds $\Omega(T)$. This implies that if the size of the offline data is not large enough, i.e., $0 < n \lesssim \delta^{-2}T^{\frac{1}{2}}$, or if the size of the offline data is very large, i.e., $n \gtrsim T$, then more offline data do not lead to a decay of the optimal regret rate. However, when the size of the offline data belongs to a “middle” range of $\frac{\sqrt{T}}{\delta^2} \lesssim n \lesssim T$, then more data do help to reduce the optimal regret rate, in a considerably fast way.

In the above example, the range of $0 < n \lesssim \frac{\sqrt{T}}{\delta^2}$, $\frac{\sqrt{T}}{\delta^2} \lesssim n \lesssim T$ and $n \gtrsim T$ can be viewed as the first, second and third *phase* respectively, and we refer to the significant transitions between the regret-decaying patterns of different phases as *phase transitions*². We note that as the values of δ and σ vary in our problem, multiple types of phase transitions can be discovered, where the number of phases and transition points between different phases depend on the magnitude of the standard deviation σ and the generalized distance δ . For the single-historical-price case where $\sigma = 0$, we show that there could be three phases or one phase (i.e., no transition), see Table 1; for the multiple-historical-price setting where $\sigma > 0$, we show that there could be four phases or two phases, see Table 2. Therefore, the specific optimal regret rate depends on all the three metrics of the offline data, which essentially captures the joint effect of these three metrics of the offline data on the optimal regret.

The answer to the second question leads to another important implication — the optimal regret is inversely proportional to the square of the standard deviation σ and the generalized distance δ , which is referred to as the *inverse-square law*³. Such dependency of the optimal regret on σ and δ

² We borrow this terminology from statistical physics, see [Domb \(2000\)](#).

³ The terminology of *inverse-square law* is borrowed from physics. The inverse-square law in physics refers to various physical laws stating that the intensity is inversely proportional to the square of the distance from the source of the physical quantity, see, e.g., [Halliday et al. \(2013\)](#).

reveals intrinsic effects of the dispersion and location of the offline data on the complexity of the online learning process.

While the intuition for the result that the optimal regret decreases with σ is very clear, the fact that it also decreases with δ seems to be quite surprising and counter-intuitive. We now offer an explanation as follows. In the presence of the pre-existing offline data, a reasonable learning algorithm may deviate from the average historical price for price experimentation, although a “good” algorithm will eventually approach the true optimal price. However, if the average historical price is very close to the optimal price, i.e., δ is very small, such a deviation will also lead to a significant gap between the algorithm’s price with the optimal price, incurring greater revenue loss and larger regret.

Table 1 Optimal regret for the single-historical-price setting

$\delta \gtrsim T^{-\frac{1}{4}}$			
offline sample size	$0 < n \lesssim \frac{\sqrt{T}}{\delta^2}$	$\frac{\sqrt{T}}{\delta^2} \lesssim n \lesssim T$	$n \gtrsim T$
optimal regret	$\tilde{\Theta}(\sqrt{T})$	$\tilde{\Theta}(\frac{T}{n\delta^2})$	$\tilde{\Theta}(\frac{\log T}{\delta^2})$
$\delta \lesssim T^{-\frac{1}{4}}$			
offline sample size	$n \geq 0$		
optimal regret	$\tilde{\Theta}(\sqrt{T})$		

Table 2 Optimal regret for the multiple-historical-price setting

$\delta \gtrsim T^{-\frac{1}{4}}$ and $\sigma \lesssim \delta$				
offline sample size	$0 \leq n \lesssim \frac{\sqrt{T}}{\delta^2}$	$\frac{\sqrt{T}}{\delta^2} \lesssim n \lesssim T$	$T \lesssim n \lesssim \frac{T\delta^2}{\sigma^2}$	$n \gtrsim \frac{T\delta^2}{\sigma^2}$
optimal regret	$\tilde{\Theta}(\sqrt{T})$	$\tilde{\Theta}(\frac{T}{n\delta^2})$	$\tilde{\Theta}(\frac{1}{\delta^2})$	$\tilde{\Theta}(\frac{T}{n\sigma^2})$
$\delta \lesssim T^{-\frac{1}{4}}$ and $\sigma \lesssim \delta$; or $\sigma \gtrsim \delta$				
offline sample size	$0 \leq n \lesssim \frac{\sqrt{T}}{\sigma^2}$		$n \gtrsim \frac{\sqrt{T}}{\sigma^2}$	
optimal regret	$\tilde{\Theta}(\sqrt{T})$		$\tilde{\Theta}(T\delta^2 \wedge \frac{T}{n\sigma^2})$	

1.5. Structure and Notations

Our paper is organized as follows. In §2, we review the relevant literature. In §3, we formulate the OPOD problem. In §4 and §5, we study the single-historical-price and multiple-historical-price

setting respectively. In §7, we summarize our paper. Most of the technical proofs are deferred to the appendix.

Throughout the paper, all the vectors are column vectors unless otherwise specified. For each $m \in \mathbb{N}$, we use $[m]$ to denote the set $\{1, 2, \dots, m\}$. For any $x = (x_1, \dots, x_n) \in \mathbb{R}^n$, we use $\|\cdot\|$ to denote the l^2 norm, i.e., $\|x\| = (\sum_{i=1}^n x_i^2)^{\frac{1}{2}}$. The notations $O(\cdot)$, $\Omega(\cdot)$ and $\Theta(\cdot)$ are used by hiding the constant factors, and $\tilde{O}(\cdot)$, $\tilde{\Omega}(\cdot)$ and $\tilde{\Theta}(\cdot)$ are used by hiding constant factors and a logarithmic factor. The notations “ $A \lesssim B$ ” and “ $A \gtrsim B$ ” represent “ $A = O(B)$ ” and “ $A = \Omega(B)$ ” respectively. We use “ $a \wedge b$ ” to denote “ $\min\{a, b\}$ ” and “ $a \vee b$ ” to denote “ $\max\{a, b\}$ ”. For two random variables X and Y , we use “ $X \sim Y$ ” to represent that they are identically distributed.

2. Related Literature

2.1. Dynamic Pricing with Online Learning

When there are no offline data, the OPOD problem becomes a pure online learning problem, i.e. dynamic pricing with an unknown linear demand model, and belongs to a broad category referred to as the *online pricing* problem. Online pricing problems have generated great interest in recent years in the operations research and management science (OR/MS) community, see [den Boer \(2015\)](#) for a comprehensive survey. Papers in this reserach stream study the fundamental trade-off between experimenting to improve estimates of the unknown demand model (the so-called exploration) and leveraging current estimates to maximize revenue (the so-called exploitation). In particular, there is a vast literature (e.g., [den Boer and Zwart 2013](#), [den Boer 2014](#), [Keskin and Zeevi 2014](#), [Keskin and Zeevi 2016](#), [Qiang and Bayati 2016](#), [den Boer and Keskin 2017](#), [Nambiar et al. 2019](#), [Ban and Keskin 2019](#)) studying dynamic pricing problems with an unknown linear (or generalized linear) demand model, which is arguably a fundamental model of online pricing problems. In such a model, the expected demand depends linearly on the price (through some *link functions*), but the parameters in the demand model are unknown. All of the existing papers purely focus on online learning. In this paper, we take this fundamental dynamic pricing problem with an unknown linear demand model as our baseline, but significantly extend it by incorporating the offline data into the online decision making.

The work of [Keskin and Zeevi \(2014\)](#) is the most relevant to our paper. They consider dynamic pricing with an unknown linear demand model, studying an important question of how knowing an *exact* point of the demand curve in advance helps reducing the optimal regret. Depending on whether the seller knows this exact point or not (i.e., the exact expected demand under a single price), they prove that the best achievable regret is $\Theta(\log T)$ and $\tilde{\Theta}(\sqrt{T})$ respectively. Compared

with their work, the OPD problem studied in our paper seems more relevant to practice, and is more general in theory. Practically, while firms will never know the true expected demand under a given price exactly (which requires infinitely many demand observations), they usually have some pre-existing historical data (which are finitely many) before the online learning starts. Theoretically, the results in [Keskin and Zeevi \(2014\)](#) (for the single-product setting) can be viewed as a special case of our results when $\sigma = 0$, $n = 0$ or $\sigma = 0$, $n = \infty$, and $\delta = \Theta(1)$, with an additional strong assumption that δ is lower bounded by a *known* constant (as their algorithms for the case of $\sigma = 0, n = \infty$ rely on this knowledge). Since δ is completely unknown and can be arbitrarily small in reality (and in our problem), their algorithms and regret bounds cannot be extended to our setting. In fact, the principle of our algorithm design and the approach of our regret analysis are quite different from theirs.

2.2. Multi-Armed Bandits

Our paper is also related to the literature of multi-armed bandits (MAB). In the classical K -armed bandit problem, the decision maker chooses one of K arms in each round and observes random reward generated from an unknown distribution associated with the arm being played, with the goal of minimizing the regret, see [Lattimore and Szepesvári \(2018\)](#) for more references about this topic. In most of the literature in MAB (see [Auer et al. \(2002\)](#), [Dani et al. 2008](#), [Rusmevichientong and Tsitsiklis 2010](#), [Abbasi-Yadkori et al. 2011](#), [Filippi et al. 2010](#) for some celebrated works), the decision maker is assumed to start with no data available before she sequentially pulls the arms. By contrast, a few papers study bandit problems in settings where the algorithms may utilize different types of historical information, see, e.g., [Shivaswamy and Joachims \(2012\)](#), [Bouneffouf et al. \(2019\)](#), [Bastani et al. \(2019\)](#), [Hsu et al. \(2019\)](#), [Gur and Momeni \(2019\)](#), of which [Shivaswamy and Joachims \(2012\)](#) and [Gur and Momeni \(2019\)](#) are the most relevant to this paper.

[Shivaswamy and Joachims \(2012\)](#) study the MAB problem with offline observations of rewards collected before the online learning algorithm starts. While our assumption of offline data is similar to theirs, there are significant differences between the two papers in terms of model settings, main results and analytical techniques. First, [Shivaswamy and Joachims \(2012\)](#) study the MAB problem with discrete and finitely many arms, while our model is built on the literature of online pricing problems (see §2.1 for references), where the prices are continuous and infinitely many, and the rewards are nonlinear with respect to prices. The properties and results for these two classes of problems are very different⁴. Second, under the so-called *well-separated condition*, [Shivaswamy](#)

⁴ The online pricing problems are very different from the classical finite-armed bandit problem, because they have continuous and infinitely many prices (i.e., arms). The online pricing problems are also very different from the so-called stochastic linear bandit problem (see [Dani et al. 2008](#)), because the objective function is quadratic for the former while it is linear for the latter. The above two facts make the online pricing problems uniquely challenging.

and Joachims (2012) prove some regret upper bounds that change from $O(\log T)$ to $O(1)$ when the amount of offline observations of rewards for *each* arm exceeds $\Omega(\log T)$, with no regret lower bound proved and hence no discussion of phase transitions. In comparison, we characterize the optimal regret via matching upper and lower bounds, and figure out surprising phase transitions of the optimal regret rate as the offline sample size changes. Moreover, we also discover the elegant inverse square law, which does not appear in previous literature. Third, while Shivaswamy and Joachims (2012) use a conventional approach in bandit literature to upper-bound the regret via the optimality gap, since we are bounding the regret via δ and σ , we present different regret analysis that may be of independent interest.

In a recent paper by Gur and Momeni (2019), a generalized MAB formulation is studied, where some additional information may become available before each online decision is made. Under the assumption of *well-separated* condition, the authors characterize the optimal regret as a function of the information arrival process, and study the effect of the characteristics of this process on the algorithm design and the best achievable regret bound. In particular, their results include the MAB with offline data as a special case. Although our paper shares similar spirits with Gur and Momeni (2019) in the focus of identifying key characteristics of some “additional” information that affect the optimal regret, and quantifying the magnitude of such effects, the model settings, results and insights in these two papers are quite different.

Interestingly, although neither of the above two papers, i.e., Shivaswamy and Joachims (2012) and Gur and Momeni (2019), makes any attempt to characterize the optimal regret for the MAB with offline data under general case (i.e., when the well-separated condition does not necessarily hold), or discuss the associated phase transitions, combining the regret upper bound in Shivaswamy and Joachims (2012) with the regret lower bound in Gur and Momeni (2019) gives a characterization on the optimal regret for the MAB with offline data, which also leads to phase transitions not discussed before. We provide more detailed discussions on this finding in Appendix C.

2.3. Offline Learning in OR/MS Literature

As pointed out before, this paper seeks to combine offline learning with online learning in dynamic pricing problems. The literature on online learning has been summarized in §2.1. Here we review research on offline learning, with an emphasis on OR/MS literature. In these literature, most of the offline learning work has been applied in the context of operations management problems. These problems usually involve stochastic optimization in a data-driven setting. In particular, the approach of sample average approximation (SAA) is commonly adopted, which solves the optimization problem by replacing the unknown distribution by its empirical counterpart constructed

from the historical samples. Intuitively, the optimal solution of the SAA problem will converge to that of the original problem as the sample size increases, and the main task is to derive an analytical bound on the probability that the SAA solution achieves a near optimal performance, and analyze how many samples are needed to guarantee a high accuracy with high probability. This natural approach motivates a line of research on the data-driven inventory control problems (with or without pricing decisions), see, e.g., [Levi et al. \(2007\)](#), [Levi et al. \(2015\)](#), [Cheung and Simchi-Levi \(2019\)](#) and [Qin et al. \(2019\)](#). Nevertheless, all these papers assume that the decision maker cannot adjust her estimation on demand distribution by using any new data. However, our paper assumes that the decision maker can make online pricing decisions based on both the offline and online data.

3. Model Formulation

Basic model. Consider a firm selling a single product with infinite amount of inventory over a selling horizon of T periods. In each period $t \in [T]$, the seller chooses a price p_t from a given interval $[l, u] \subset [0, \infty)$ to offer its customers, and then observes the random demand D_t for that period t . In this paper, we focus on the canonical linear demand model: the demand in each period is a linear function of the price plus some random noise. Specifically, for each $t \in [T]$,

$$D_t = \alpha + \beta p_t + \epsilon_t, \quad (1)$$

where α and β are two unknown demand parameters in the known interval $[\alpha_{\min}, \alpha_{\max}] \subseteq (0, \infty)$ and $\beta \in [\beta_{\min}, \beta_{\max}] \subseteq (-\infty, 0)$ respectively, and $\{\epsilon_t : t \geq 1\}$ are *i.i.d.* random variables with zero mean and the unknown generic distribution $\epsilon \sim \mathcal{D}$. We assume that ϵ is an R^2 -sub-Gaussian random variable, i.e., there exists a constant $R > 0$ such that $\mathbb{E}[e^{x\epsilon}] \leq e^{\frac{x^2 R^2}{2}}$ for any $x \in \mathbb{R}$, and use $\mathcal{E}(R)$ to denote the class of all R^2 -sub-Gaussian random variables. To simplify notation, let $\theta = (\alpha, \beta)$ be the vector of true demand model parameters, $\Theta = [\alpha_{\min}, \alpha_{\max}] \times [\beta_{\min}, \beta_{\max}]$ be the compact rectangle that contains θ , and $\theta = (\alpha, \beta)$ be the vector in the set Θ .

The seller's single-period expected revenue is the price p offered to the customer multiplied by the associated expected demand $\alpha + \beta p$. To emphasize the dependence on the parameter values, for any $\theta \in \Theta$, we define the expected revenue function $r_\theta(\cdot)$ as

$$r_\theta(p) = p(\alpha + \beta p), \quad \forall p \in [l, u]. \quad (2)$$

Let p_θ^* be the price that maximizes the expected single-period revenue function $r_\theta(p)$ over the interval $[l, u]$, also written in the functional form $\psi(\theta)$, i.e.,

$$p_\theta^* = \psi(\theta) = \arg \max \{r_\theta(p) : p \in [l, u]\}, \quad (3)$$

and r_θ^* be the optimal expected revenue under demand parameter θ , i.e., $r_\theta^* = p_\theta^*(\alpha + \beta p_\theta^*)$.

Without loss of generality, we assume that for any $\theta \in \Theta$, the optimal price under θ is an interior point of the feasible set $[l, u]$, and therefore $p_\theta^* = \frac{\alpha}{-2\beta}$. This is because for any $\theta \in \Theta$, $\frac{\alpha}{-2\beta} \in [-\frac{\alpha_{\min}}{2\beta_{\max}}, \frac{\alpha_{\max}}{-2\beta_{\min}}]$, and we can choose l and u such that $[-\frac{\alpha_{\min}}{2\beta_{\max}}, \frac{\alpha_{\max}}{-2\beta_{\min}}] \subset [l, u]$, which guarantees that $\frac{\alpha}{-2\beta}$ is an interior point of the interval $[l, u]$. With slight abuse of notation, we sometimes simply denote the optimal price as p^* by dropping the subscript “ θ ”.

Historical prices and offline data. In reality, the seller does not know the exact values of α and β , but has to learn such information from the sales data. Most of the existing literature in online learning assume that no data is available before the online learning process starts, and the seller can only start data collection while making online decisions. In this paper, we consider a more practical setting and assume that the seller has some pre-existing offline data before the start of the online learning process. The offline data set contains n independent samples: $\{(\hat{p}_1, \hat{D}_1), \dots, (\hat{p}_n, \hat{D}_n)\}$, where $\hat{p}_1, \hat{p}_2, \dots, \hat{p}_n$ are n fixed prices, and for each $i \in [n]$, \hat{D}_i is the demand observation under the historical price \hat{p}_i , drawn independently according to the underlying linear demand model (1). Therefore, for each $i \in [n]$, $\hat{D}_i = \alpha + \beta \hat{p}_i + \hat{\epsilon}_i$ for some *i.i.d.* random variables $\{\hat{\epsilon}_i : i \in [n]\}$ with the same distribution as ϵ . We remark that in the main body of this paper, we assume that each historical price is independent of the previous prices and demand observations. This assumption is reasonable in many practical situations since in the offline process, the seller does not learn from the history and the prices $\hat{p}_1, \hat{p}_2, \dots, \hat{p}_n$ are usually predetermined. Nevertheless, we also extend our results to a more general setting in §6.2 when the offline data are generated according to some possibly unknown policy such that for each $i = 2, \dots, n$, \hat{p}_i may depend on $\hat{p}_1, \dots, \hat{p}_{i-1}$ and $\hat{D}_1, \dots, \hat{D}_{i-1}$, and therefore, the demand observations $\hat{D}_1, \dots, \hat{D}_n$ are autoregressive. Please refer to §6.2 for detailed discussion.

The seller can use the offline data as well as the data generated on-the-fly to estimate the unknown parameters and maximize the revenue. We refer to this problem as the online pricing with offline data (OPOD) problem.

We define the following metrics for the offline data. Let $\bar{p}_{1:n}$ be the average historical price, i.e., $\bar{p}_{1:n} = \frac{1}{n} \sum_{i=1}^n \hat{p}_i$, and σ be the sample standard deviation of the historical prices, i.e.,

$$\sigma = \sqrt{\frac{1}{n} \sum_{i=1}^n (\hat{p}_i - \bar{p}_{1:n})^2}.$$

In addition, we define $\delta(\theta)$ as the absolute difference between the average historical price and the optimal price, i.e.,

$$\delta(\theta) = |\bar{p}_{1:n} - p_\theta^*|.$$

Since the optimal price p_θ^* depends on the unknown demand parameter θ , $\delta(\theta)$ is also a function of θ . Intuitively, the quantity $\delta(\theta)$ measures how far the offline data set is away from the (unknown) optimal price p_θ^* , and later turns out to be an important metric that greatly affects the complexity of online learning task.

Pricing policies and performance metrics. For each $t \geq 0$, let H_t be the vector of information available at the end of period t (or at the beginning of period $t + 1$), i.e., $H_t = (\hat{p}, \hat{D}_1, \dots, \hat{p}_n, \hat{D}_n, p_1, D_1, \dots, p_t, D_t)$. Note that the information available at the beginning of period 1 is all the pre-existing offline data consisting of n pairs of price and sales observations. An admissible pricing policy is defined as a sequence of functions $\pi = (\pi_1, \pi_2, \dots)$, where $\pi_t : \mathbb{R}^{2n+2t-2} \rightarrow [l, u]$ is a measurable function which maps the information vector H_{t-1} to a feasible price. Therefore, the policy π generates a price sequence (p_1, p_2, \dots) with each p_t adapted to H_{t-1} .

Let Π be the set of all admissible policies, and \mathbb{E}_θ^π be the expectation induced by the policy π when the true demand parameter is θ . For any admissible policy π , let $\rho_\theta^\pi(T)$ be the T -period expected revenue of the seller, i.e.,

$$\rho_\theta^\pi(T) = \mathbb{E}_\theta^\pi \left[\sum_{t=1}^T r_\theta(p_t) \right]. \quad (4)$$

The *regret* of the policy π is defined as

$$R_\theta^\pi(T) = Tr_\theta^* - \rho_\theta^\pi(T), \quad (5)$$

which is the gap between the expected revenues generated by the clairvoyant policy that knows the exact value of θ and the pricing policy π .

As shown in the existing literature (see, e.g., [Broder and Rusmevichientong 2012](#), [Keskin and Zeevi 2014](#), [Nambiar et al. 2019](#)), without any offline data, the dynamic pricing problem with unknown demand model admits the minimax regret of $\tilde{\Theta}(\sqrt{T})$, i.e., $\inf_{\pi \in \Pi} \sup_{\theta \in \Theta} R_\theta^\pi(T) = \tilde{\Theta}(\sqrt{T})$. Intuitively, in the presence of the offline data, the performance of a “reasonable” online learning algorithm should be as good as, if not better than the regret when there is no offline data available, and hence, for any demand parameter $\theta \in \Theta$, the regret of such learning algorithms should not exceed $\tilde{\Theta}(\sqrt{T})$. Therefore, in this paper, we restrict our attention to the class of the minimax-optimal policies, denoted by $\Pi_{\text{minimax}}^{\text{opt}}$ i.e.,

$$\Pi_{\text{minimax}}^{\text{opt}} = \left\{ \pi \in \Pi : \exists \text{ constant } K_0 > 0, \forall \theta \in \Theta, \text{ s.t., } R_\theta^\pi(T) \leq K_0 \sqrt{T} \log T \right\}. \quad (6)$$

For any minimax-optimal policy $\pi \in \Pi_{\text{minimax}}^{\text{opt}}$, the *instance-dependent regret* is defined as

$$R^\pi(T, n, \sigma, \delta) = \sup_{\substack{\mathcal{D} \in \mathcal{E}(R); \\ \theta \in \Theta : |\psi(\theta) - \bar{p}_{1:n}| \in [(1-\xi)\delta, (1+\xi)\delta]}} R_\theta^\pi(T), \quad (7)$$

where $\xi \in (0, 1)$ is an arbitrary constant, and $\delta \in [0, u - l]$ is an input parameter and referred to as the *generalized distance*, since it intuitively quantifies the order of the distance between the optimal price and the average historical price. In other words, in the above definition of the instance-dependent regret, we consider the “worst-case environment” as the set of all the problem instances such that the distance between the optimal price and the average historical price is in the order of δ . The *optimal regret* (or the *best achievable regret*) is defined as

$$R^*(T, n, \sigma, \delta) = \inf_{\pi \in \Pi_{\text{minimax}}^{\text{opt}}} R^\pi(T, n, \sigma, \delta). \quad (8)$$

For more discussions on the choice of the above optimal regret, we refer the reader to §6.1 for details. The seller’s objective is to find a pricing policy that achieves the optimal regret.

We remark that since the main focus of this paper is to study the impacts of three key metrics of the offline data: the data size n , the standard deviation σ and the generalized distance δ , to highlight the dependence on these three quantities, we use the functional form of $R^\pi(T, n, \sigma, \delta)$ and $R^*(T, n, \sigma, \delta)$ to represent the instance-dependent regret and the optimal regret respectively. In addition, in the single-historical-price setting that will be studied in §4, we simply denote the optimal regret as $R^*(T, n, \delta)$ (since in this case, $\sigma = 0$).

4. Single Historical Price

In this section, we study the single-historical-price setting: when all the n historical prices are identical and equal to \hat{p} , and all the sales data $\hat{D}_1, \hat{D}_2, \dots, \hat{D}_n$ are generated under this single historical price \hat{p} . We characterize the optimal regret for this setting by establishing a regret lower bound in §4.1, and designing an online learning algorithm with a matching upper bound in §4.2. Some important implications are discussed in §4.3.

4.1. Lower Bound

In this subsection, we establish a lower bound on the optimal regret of the OPD problem with single historical price.

THEOREM 1. *Suppose $\frac{l^2 R^2 |\beta_{\max}|}{128 K_0 \epsilon \beta_{\min}^2} > 1$, then there exists a positive constant K_1 such that for any minimax-optimal policy $\pi \in \Pi_{\text{minimax}}^{\text{opt}}$, time horizon $T \geq 2$, offline sample size $n \geq 1$, and generalized distance δ less than $u - l$,*

$$R^\pi(T, n, \delta) \geq \begin{cases} K_1 \left((\sqrt{T} \wedge \frac{T}{(n \wedge T) \delta^2}) \vee \log T \right), & \text{if } \delta \geq T^{-\frac{1}{4}}; \\ K_1 \left(T \delta^2 \vee \frac{\sqrt{T}}{\log T} \right), & \text{if } \delta < T^{-\frac{1}{4}}. \end{cases} \quad (9)$$

Theorem 1 provides a lower bound on the optimal regret for the single-historical-price setting. When δ is a constant independent of T , the RHS of (9) becomes $\Omega((\sqrt{T} \wedge \frac{T}{n}) \vee \log T)$. When $n = 0$ and ∞ , the lower bound reduces to $\Omega(\sqrt{T})$ and $\Omega(\log T)$ respectively, which recovers Theorems 1 and 3 in Keskin and Zeevi (2014) respectively. When δ is not a constant and satisfies $\delta = \Omega(T^{-\frac{1}{4}})$, the lower bound in (9) is $\Omega(\sqrt{T})$ when n is within $O(\frac{\sqrt{T}}{\delta^2})$, and gradually changes according to $\Omega(\frac{T}{n\delta^2})$ when n is between $\Theta(\frac{\sqrt{T}}{\delta^2})$ and $\Theta(T)$, and finally reaches $\Omega(\frac{1}{\delta^2} \vee \log T)$ when $n = \Omega(T)$. When $T^{-\frac{1}{4}}(\log T)^{-\frac{1}{2}} \lesssim \delta \lesssim T^{-\frac{1}{4}}$, the lower bound remains at the level of $\Omega(T\delta^2)$, and when $\delta = O(T^{-\frac{1}{4}}(\log T)^{-\frac{1}{2}})$, the lower bound is always $\Omega(\frac{\sqrt{T}}{\log T})$ regardless of the size of n . This demonstrates that when the historical price is extremely close to the true optimal price, i.e., $\delta = O(T^{-\frac{1}{4}})$, no matter how large the offline sample size is, the optimal regret is always lower bounded by $\tilde{\Omega}(\sqrt{T})$. We summarize the order of the lower bound in Table EC.1 under different cases.

We next highlight the key steps in proving Theorem 1 and leave the detailed analysis to the Appendix A.1. The proof consists of two major steps.

Step 1. In the first step, we prove that when ϵ follows normal distribution, for any admissible policy $\pi \in \Pi$,

$$\sup_{\theta \in \Theta: \delta(\theta) \in [\underline{C}\delta, \overline{C}\delta]} R_\theta^\pi(T) = \Omega\left(\sqrt{T} \wedge \left(\frac{T}{\delta^{-2} + (n \wedge T)\delta^2}\right) \vee \log(\delta^{-2}T)\right). \quad (10)$$

When (i) $\delta \geq T^{-\frac{1}{4}}$; or (ii) $T^{-\frac{1}{4}}(\log T)^{-\frac{1}{2}} \leq \delta < T^{-\frac{1}{4}}$, the above result implies the desired lower bound in Theorem 1. To prove (10), we apply the so-called multivariate van Trees inequality, which is a Bayesian version of the Cramer-Rao bound, and establish a lower bound on the counterpart Bayesian regret. In particular, when applying the van Trees inequality, we need to carefully choose a suitable prior distribution $q(\cdot)$ for θ such that its Fisher information scales in the order of $\Theta(\delta^{-2})$, and therefore, we can control the growing rate of the cumulative pricing error $\sum_{t=1}^T \mathbb{E}_q[\mathbb{E}_\theta^\pi[(p_t - \psi(\theta))^2]]$ rightly.

Step 2. In the second step, we show that when $\delta \leq T^{-\frac{1}{4}}(\log T)^{-\frac{1}{2}}$, for any minimax-optimal policy $\pi \in \Pi_{\text{minimax}}^{\text{opt}}$, and any demand parameter $\theta \in \Theta$ with $\delta(\theta) = \delta$,

$$R_\theta^\pi(T, n, \delta) = \Omega\left(\frac{\sqrt{T}}{\log T}\right). \quad (11)$$

The proof of (11) is based on the Kullback-Leibler divergence and Tsybakovs bound on the minimax probability of error for two hypotheses (Theorem 2.2 in Tsybakov (2009)). We also highlight that (11) provides a strong per-instance lower bound on the optimal regret when restricted to the minimax-optimal policies. The intuition of such a result is as follows. When restricting the policy within the minimax-optimal class, we exclude those “unreasonable” policies that seldom explore

but make online pricing decisions in a completely naive way, i.e., the one that always chooses the price \hat{p} , because the regret of such policies cannot always be upper bounded $\tilde{O}(\sqrt{T})$ when the demand parameter θ ranges over the entire set Θ . In this case, any minimax-optimal policy should be able to distinguish between the two demand curves with the optimal prices “far away from” each other. However, in order to achieve this, the policy must deviate from the existing historical price \hat{p} , which is *less informative* in some sense since the seller already has some information on the expected demand at that price, to gain more information about the true demand curve. When δ is very small, e.g., $\delta = o(T^{-\frac{1}{4}}(\log T)^{-\frac{1}{2}})$, charging prices away from the historical price \hat{p} leads to a significant gap relative to the optimal price, and therefore large regret bound, i.e., $\Omega(\frac{\sqrt{T}}{\log T})$.

4.2. O3FU Algorithm and Asymptotic Optimality

In this subsection, we propose an online learning algorithm, and develop an upper bound on the worst-case regret of this algorithm.

Our proposed algorithm is called as the “Online and Offline Optimism in the Face of Uncertainty” (O3FU) algorithm, whose construction is based on the celebrated “Optimism in the Face of Uncertainty” (OFU) principle, which effectively solves the exploration-exploitation dilemma inherent in many online learning problems⁵. Let λ be a constant greater than $1 + u^2$. For any $t \geq 0$, let

$$w_t = R\sqrt{2\log\left(T(1 + (1 + u^2)(t + n)/\lambda)\right)} + \sqrt{\lambda(\alpha_{\max}^2 + \beta_{\min}^2)}. \quad (12)$$

The pseudo-code of O3FU algorithm is provided in Algorithm 1.

In the O3FU algorithm, when $t = 1$, we charge a price from the boundary points $\{l, u\}$ with a greater distance from the historical price \hat{p} . For each period $t \geq 2$, we first maintain a confidence set C_{t-1} for the unknown parameter θ , which proves to contain the true demand parameter θ with high probability. The O3FU algorithm then selects an optimistic estimator $\tilde{\theta}_t = \arg\max_{\theta' \in C_{t-1} \cap \Theta} \max_{p \in [l, u]} p(\alpha' + \beta'p)$, and charges the price $p_t = \arg\max_{p \in [l, u]} p(\tilde{\alpha}_t + \tilde{\beta}_t p)$, which is optimal with respect to the estimator $\tilde{\theta}_t$. This is illustrated in Figure 1, where the blue curves depict the revenue functions with the candidate demand parameters belonging to the set $C_{t-1} \cap \Theta$, and the red curve is the envelope of the blue curves, which is the revenue function associated with the demand parameter $\tilde{\theta}_t$, i.e., $r_{\tilde{\theta}_t}(p)$. Note that the above procedure is equivalent to joint maximization of the revenue over $(p, \theta) \in [l, u] \times (C_{t-1} \cap \Theta)$ as described in the above Algorithm 1.

⁵ See, e.g., [Badanidiyuru et al. \(2013\)](#), [Agrawal et al. \(2019\)](#), [Cheung et al. \(2019\)](#), [Baardman et al. \(2019\)](#) for various applications in problems related to revenue management.

Algorithm 1: O3FU Algorithm

Input: historical price \hat{p} , offline demand data $\hat{D}_1, \hat{D}_2, \dots, \hat{D}_n$, support of unknown parameters Θ , support of feasible price $[l, u]$, l^2 -norm regularization parameter $\lambda = 1 + u^2$, $\{w_t : t \geq 1\}$ computed in (12);

Initialization: $V_{0,n} = \lambda I + n[1 \ \hat{p}]^\top [1 \ \hat{p}]$, $Y_{0,n} = (\sum_{i=1}^n \hat{D}_i)[1 \ \hat{p}]^\top$;

for $t \in [T]$ **do**

if $t = 1$ **then**

Charge the price $p_1 = l \cdot \mathbb{I}\{\hat{p} > \frac{u+l}{2}\} + u \cdot \mathbb{I}\{\hat{p} \leq \frac{u+l}{2}\}$, and observe demand realization D_1 ;

Compute $V_{1,n} = V_{0,n} + [1 \ p_1]^\top [1 \ p_1]$, $Y_{1,n} = Y_{0,n} + D_1[1 \ p_1]^\top$, $\hat{\theta}_1 = V_{1,n}^{-1} Y_{1,n}$;

Compute the confidence set $\mathcal{C}_1 = \{\theta' \in \mathbb{R}^2 : \|\theta' - \hat{\theta}_1\|_{V_{1,n}} \leq w_1\}$;

else

If $\mathcal{C}_{t-1} \cap \Theta \neq \emptyset$, let $(p_t, \tilde{\theta}_t) = \arg \max_{p \in [l, u], \theta' \in \mathcal{C}_{t-1} \cap \Theta} p(\alpha' + \beta' p)$; otherwise, let $p_t = p_1$;

Charge the price p_t , and observe demand realization D_t ;

Update $V_{t,n} = V_{t-1,n} + [1 \ p_t]^\top [1 \ p_t]$, $Y_{t,n} = Y_{t-1,n} + D_t[1 \ p_t]^\top$, $\hat{\theta}_t = V_{t,n}^{-1} Y_{t,n}$;

Update the confidence set $\mathcal{C}_t = \{\theta' \in \mathbb{R}^2 : \|\theta' - \hat{\theta}_t\|_{V_{t,n}} \leq w_t\}$.

Intuitively, if we knew that the generalized distance δ is large, then trying prices far away from \hat{p} is beneficial for both exploration and exploitation. By contrast, if we knew that δ is small, then striking a balance between exploration and exploitation is important, because choosing prices close to \hat{p} is only effective for exploitation but not for exploration, and vice versa. Of course, the seller does not know the value of δ , making designing a learning algorithm that strikes the right balance between exploration and exploitation a more challenging task. Our O3FU algorithm chooses prices taking both exploration and exploitation into considerations. This is achieved by the step of maximizing the “optimistic revenue” $\max_{\theta' \in \mathcal{C}_{t-1} \cap \Theta} p(\alpha' + \beta' p)$, which can be thought of as the sum of the estimated revenue and a “bonus” of exploration.

It is worth mentioning that our O3FU algorithm is also *parameter-free* in the sense that it does not need to use any information about δ , which is on the contrary to the semi-myopic algorithms developed in Keskin and Zeevi (2014) that have to utilize the unknown quantity δ .

We now highlight that the O3FU algorithm is computationally efficient. Specifically, to compute $(p_t, \tilde{\theta}_t)$ for each period $t \geq 2$, we consider the following two-stage optimization problem:

$$\max_{\theta' \in \mathcal{C}_{t-1} \cap \Theta} \max_{p \in [l, u]} p(\alpha' + \beta' p), \quad (13)$$

which is equivalent to joint maximization of the revenue $p(\alpha' + \beta' p)$ over $(p, \theta') \in [l, u] \times (\mathcal{C}_{t-1} \cap \Theta)$ described in Algorithm 1. It is easily verified that (13) is a two-stage concave optimization problem.

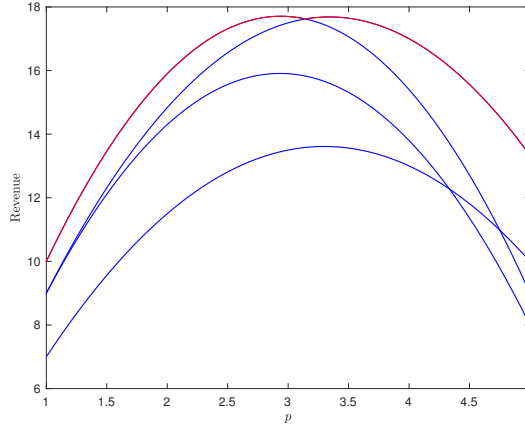


Figure 1 Illustration of OFU principle

Specifically, the first-stage maximization problem has a closed-form solution $\frac{\alpha}{-2\beta}$, and moreover, the objective function we obtain in the second stage, i.e., $\frac{\alpha^2}{-4\beta}$, is concave in (α, β) in the convex set $\mathcal{C}_{t-1} \cap \Theta$. Therefore, $(p_t, \tilde{\theta}_t)$ can be computed efficiently under the O3FU algorithm.

THEOREM 2. *Let π be the above O3FU algorithm. Then there exists a finite constant $K_2 > 0$ such that for any $n \geq 1$, $T \geq 1$, $\hat{p} \in [l, u]$, and $\theta \in \Theta$,*

$$R_\theta^\pi(T) \leq K_2 \left((\sqrt{T} \log T) \wedge \frac{T(\log T)^2}{(n \wedge T)(\hat{p} - \psi(\theta))^2} \right). \quad (14)$$

To understand the implications of the upper bound in Theorem 2, we first consider the *well-separated* case: when $|\hat{p} - \psi(\theta)|$ is a constant independent of T and the coefficient $\frac{1}{(\hat{p} - \psi(\theta))^2}$ in the RHS of (14) does not affect the order of the regret bound. This could happen when the seller launches a brand new product with no similar product in the previous selling seasons, and the historical prices are charged based on little information about the market, which is far away from the true optimal price. In this case, when $n = O(\sqrt{T} \log T)$, the regret upper bound is always $O(\sqrt{T} \log T)$. As n increases from $\Theta(\sqrt{T} \log T)$ to $\Theta(T)$, the regret upper bound decays drastically according to $O(\frac{T(\log T)^2}{n})$. For example, when $n = \Theta(T^{\frac{2}{3}})$, the regret upper bound becomes $O(T^{\frac{1}{3}}(\log T)^2)$. When n reaches $\Omega(T)$, the regret upper bound achieves the level of $O((\log T)^2)$ and stays the same afterwards. In particular, Theorem 1 also recovers the two special cases considered in Keskin and Zeevi (2014): when there is no data available, i.e., $n = 0$, and when the expected demand under \hat{p} is exactly known, i.e., $n = \infty$.

In some scenarios, however, the historical price may be very close to the optimal price, and as the selling horizon T increases, the relative magnitude of the quantity $|\hat{p} - \psi(\theta)|$ compared with T may also shrink to zero. For example, when the newly launched product shares a similar potential

demand function with related products from previous selling seasons, the seller may choose the historical price for the new product based on large volumes of historical data of these related products. Therefore, the estimation may be very accurate (i.e., $|\hat{p} - \psi(\theta)|$ is very small), and the factor $\frac{1}{(\hat{p} - \psi(\theta))^2}$ in the regret bound (14) cannot be simply ignored. In this case, the behavior of the regret upper bound is closely related to the magnitude of δ relative to $\tilde{\Theta}(T^{-\frac{1}{4}})$. When $\delta = \tilde{\Omega}(T^{-\frac{1}{4}})$, if $n = \tilde{O}(\frac{\sqrt{T}}{\delta^2})$, the regret upper bound stays at the level of $O(\sqrt{T} \log T)$. As n increases from $\tilde{\Omega}(\frac{\sqrt{T}}{\delta^2})$ to $\Theta(T)$, the regret upper bound decreases from $O(\sqrt{T} \log T)$ to $O(\frac{T(\log T)^2}{n\delta^2})$. Once n reaches $\Omega(T)$, the regret upper bound stays at the level of $O(\frac{(\log T)^2}{\delta^2})$ and does not change any more. By contrast, when $\delta = \tilde{O}(T^{-\frac{1}{4}})$, regardless of the offline sample size n , the regret upper bound is always $O(\sqrt{T} \log T)$. We summarize the order of the regret upper bound in Table EC.2 under different cases. In all the cases, the upper bound matches the lower bound in Theorem 1 by ignoring logarithmic factors, and the optimal regret is

$$R^*(T, n, \delta) = \tilde{\Theta}\left((\sqrt{T} \wedge \frac{T}{n\delta^2}) \vee \frac{\log T}{\delta^2}\right).$$

We next outline the key idea in the proof of Theorem 2 and leave the detailed analysis to Appendix A.2. From the statement of inequality (14), it suffices to show a *problem-independent* upper bound $O(\sqrt{T} \log T)$ and a *problem-dependent* upper bound $O((\frac{T}{n} \vee 1) \frac{(\log T)^2}{\delta^2})$. The first upper bound can be proved using similar arguments from linear bandits, e.g., Abbasi-Yadkori et al. (2011), by observing that the expected revenue can be expressed as an inner product of the unknown parameter vector $[\alpha \ \beta]$ and the action vector $[p \ p^2]$. For the second bound, we develop a novel approach to control the distance between the estimator $\tilde{\theta}_t$ generated by the O3FU algorithm and the true parameter θ , and establish some nontrivial lower bounds on the distance between p_t and the historical price \hat{p} for each $t \in [T]$. The result is stated in the following lemma.

LEMMA 1. *Suppose $T \geq T_0$, $\delta \geq \frac{\sqrt{2(\alpha_{\max}^2 + \beta_{\max}^2)w_T}}{\beta_{\max}^2 n^{1/4}}$, and $\theta \in \mathcal{C}_t$ for each $t \in [T]$, then two sequences of events $\{U_{t,1} : t \geq 1\}$ and $\{U_{t,2} : t \geq 2\}$ also hold, where*

$$U_{t,1} = \left\{ |p_t - \hat{p}| \geq \min \left\{ 1 - \frac{\sqrt{2}}{2}, \frac{C_0}{2} \right\} \cdot |p^* - \hat{p}| \right\},$$

$$U_{t,2} = \left\{ \|\tilde{\theta}_t - \theta\|^2 \leq C_2 \cdot \frac{w_{t-1}^2}{(n \wedge (t-1))(p^* - \hat{p})^2} \right\},$$

and

$$C_0 = \frac{l|\beta_{\max}|}{u|\beta_{\min}|}, C_1 = \frac{4(C_0 + 1)^2}{C_0^2} (1 + (4u + 1)^2),$$

$$C_2 = \max \left\{ 4(u - l)^2, 2C_1, \frac{4((4u + 1)^2 + 1)}{\min\{\frac{C_0^2}{4}, (1 - \frac{\sqrt{2}}{2})^2\}} \right\},$$

$$T_0 = \min \left\{ t \in \mathbb{N} : w_t \geq \frac{\sqrt{C_1} \beta_{\max}^2}{\sqrt{2(\alpha_{\max}^2 + \beta_{\max}^2)}} \right\}. \quad (15)$$

Lemma 1 shows that as long as θ belongs to the confidence set C_t for each $t \geq 1$, the l^2 -norm distance between the true parameter θ and the estimator generated in each step by the O3FU algorithm, i.e., $\tilde{\theta}_t$, will also be upper bounded. In addition, the distance between the historical price \hat{p} and the price p_t generated from the algorithm will also be at least some constant times the generalized distance δ . Therefore, the O3FU algorithm can adaptively select prices such that the distance between the estimator $\tilde{\theta}_t$ and the true parameter θ is under control, and the trajectory of the gap between the pricing decision and the (suboptimal) historical price admits a global lower bound. The proof of Lemma 1 uses inductive arguments, which is provided in the Appendix A.3.

We remark that in the linear bandit problem with polytope action set, Abbasi-Yadkori et al. (2011) proved a per-instance upper bound of $O(\frac{\log T}{\Delta})$, where Δ is defined as the gap between the values of the best and second best extremal points of the decision set. However, their result and analysis cannot be applied to prove our problem-dependent upper bound due to the following reasons. First, the expected revenue in our problem is quadratic in the price, with the optimal price being the interior point of the interval $[l, u]$, while Abbasi-Yadkori et al. (2011) consider a linear objective function and polytope action set, and in this case, the algorithm based on the OFU principle will only choose extremal points of the action set, which simplifies the problem significantly. Second, the problem-dependent upper bound in our problem is developed to capture the effects of the offline sample size n and generalized distance δ on the regret bound, both of which do not exist in the linear bandit problem. In addition, in linear bandits, the upper bound depends on Δ , which is zero in our problem since the gap between the expected revenues of the best price and the second best price can be arbitrarily small. Therefore, we develop a different approach by proving some nontrivial properties of the algorithm's pricing decisions that hold globally over the selling horizon, and exploiting the specific structure provided by the quadratic relationship between the rewards and prices.

4.3. Phase Transition and Inverse-Square Law

The characterization of the optimal regret of the OPD problem for the setting with single historical price leads to some important implications.

First, the decaying patterns of the optimal regret are different when the offline sample size n belongs to different ranges. Specifically, in the well-separated case, i.e., δ is a constant, the optimal regret remains at the level of $\tilde{\Theta}(\sqrt{T})$ when $n = O(\sqrt{T})$, then gradually decays according to $\tilde{\Theta}(\frac{T}{n})$ when n is between $\Theta(\sqrt{T})$ and $\Theta(T)$, and finally reaches the best achievable regret $\tilde{\Theta}(\log T)$ when $n = \Theta(T)$. This is illustrated in Figure 2, from which we can clearly see that there are three ranges of the offline sample size n , i.e., $0 < n \lesssim \delta^{-2}T^{\frac{1}{2}}$, $\delta^{-2}T^{\frac{1}{2}} \lesssim n \lesssim T$ and $n \gtrsim T$, referred to as the first,

second and third *phase* respectively, and the optimal regret exhibits different decaying patterns in different phases. We refer to the significant transitions between the regret-decaying patterns of different phases as *phase transitions*. In contrast to the well-separated case where the phase transitions do not depend on the value of δ , in the general case, the number of phases and the thresholds of the offline sample size that define different phases is closely related to the magnitude of δ . As illustrated in Figure 3, when $\delta = \Omega(T^{-\frac{1}{4}})$, similar to the well-separated case, there are three phases defined by two thresholds of offline sample size: the optimal regret remains at the level of $\tilde{\Theta}(\sqrt{T})$ in the first phase, and gradually decays according to $\tilde{\Theta}(\frac{T}{n\delta^2})$ in the second phase, and stays at the level of $\Theta(\frac{\log T}{\delta^2})$ in the third phase. When $\delta = O(T^{-\frac{1}{4}})$, there is no phase transition, and the optimal regret is always $\tilde{\Theta}(\sqrt{T})$.

Second, Theorems 1 and 2 also characterize the impact of the location of the offline data relative to the optimal price on the optimal regret, which can be stated in the following *inverse-square law*: when $\delta = \Omega(T^{-\frac{1}{4}})$ and $n = \Omega(\delta^{-2}\sqrt{T})$, i.e., n is in the second phase, the optimal regret is inversely proportional to the generalized distance of the offline data δ . Therefore, the factor δ^{-2} is intrinsic in the regret bound. Seemingly counter-intuitive, our result indicates that the closer the historical price is to the optimal price, the more difficult it is to learn the demand parameters, and the higher the optimal regret rate is. This can be explained as follows. In the presence of the offline data, a “reasonable” learning algorithm needs to deviate from the historical price \hat{p} to conduct price experimentation. However, when δ is extremely small, such a deviation will also lead to a significant gap with the optimal price, and therefore incurs greater revenue loss to the seller. In an extreme case when the historical price happens to be the optimal price, i.e., $\delta = 0$, even if the offline sample size is infinitely many, i.e., $n = \infty$, the optimal regret is always $\tilde{\Theta}(\sqrt{T})$.

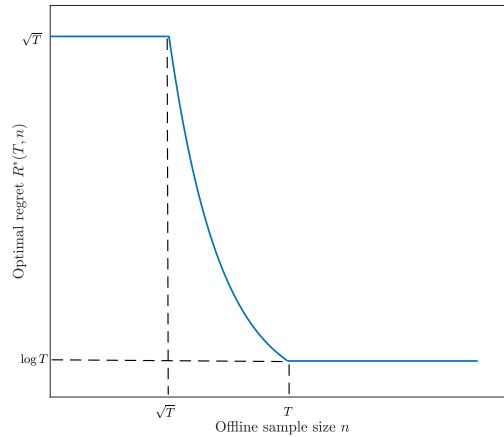


Figure 2 Phase transitions for the single-historical-price setting with well-separated condition

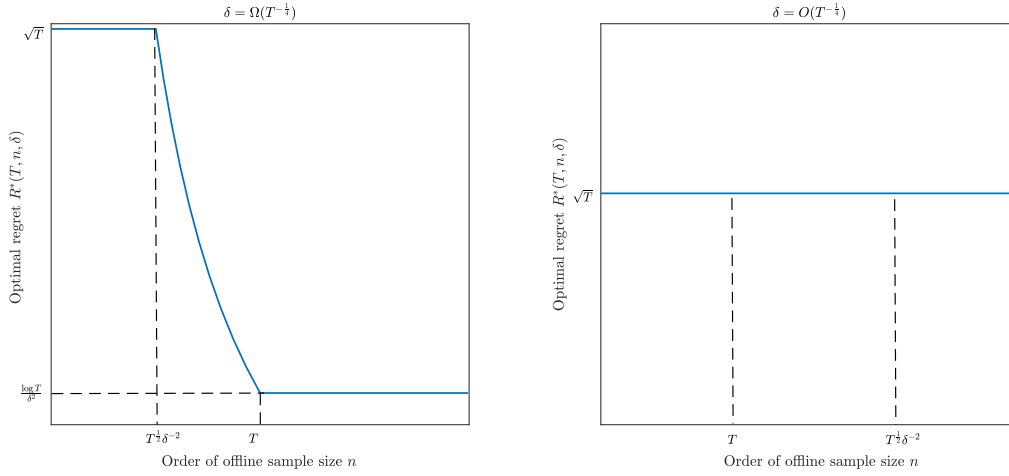


Figure 3 Phase transitions for the single-historical-price setting without well-separated condition

5. Multiple Historical Prices

In the previous section, we focus on the single-historical-price setting where the n historical prices are identical, and characterize the effects of the sample size n and the generalized distance δ on the optimal regret. In this section, we consider the multiple-historical-price setting, where the n historical prices can be different. In this case, the standard deviation σ can be strictly positive and will play a fundamental role in the optimal regret together the other two metrics of the offline data.

5.1. Lower Bound

In this subsection, we establish a lower bound on the optimal regret for the OPOD problem with multiple historical prices.

THEOREM 3. Suppose $\frac{u^2 R^2}{256 K_0 \beta_{\min}^2 e} > \frac{3}{2}$, then there exists a positive constant K_3 such that for any minimax-optimal policy $\pi \in \Pi_{\minimax}^{opt}$, time horizon $T \geq 2$, offline sample size $n \geq 1$, generalized distance δ less than $u - l$, and standard deviation σ less than $u - l$,

$$R^\pi(T, n, \delta, \sigma) \geq \begin{cases} K_3 \left(\sqrt{T} \wedge \frac{T}{\delta^{-2} + (n \wedge T) \delta^2 + n \sigma^2} \right), & \text{if } \delta \geq T^{-\frac{1}{4}} (\log T)^{-\frac{1}{2}}; \\ K_3 (T \delta^2 \wedge \frac{T}{n \sigma^2}), & \text{if } \delta < T^{-\frac{1}{4}} (\log T)^{-\frac{1}{2}}, \text{ and } n \sigma^2 > \frac{\sqrt{T}}{\log T}; \\ K_3 \frac{\sqrt{T}}{\log T}, & \text{if } \delta < T^{-\frac{1}{4}} (\log T)^{-\frac{1}{2}}, \text{ and } n \sigma^2 \leq \frac{\sqrt{T}}{\log T}. \end{cases} \quad (16)$$

Theorem 3 establishes a lower bound on the optimal regret for the multiple-historical-price setting. When $\sigma = 0$, the problem reduces to the single-historical-price setting, and the lower bound in (16) becomes $\Omega(\sqrt{T} \wedge \frac{T}{\delta^{-2} + (n \wedge T) \delta^2})$ for $\delta \geq T^{-\frac{1}{4}} (\log T)^{-\frac{1}{2}}$ and $\Omega(\frac{\sqrt{T}}{\log T})$ for $\delta < T^{-\frac{1}{4}} (\log T)^{-\frac{1}{2}}$, which

matches the lower bound in Theorem 1 by ignoring a logarithmic factor. When $\sigma > 0$, compared with the lower bound in Theorem 1, there is an additional term $n\sigma^2$ in the denominator, which captures the effect of the dispersion of the offline data on the regret lower bound. Intuitively, the variance of the historical prices, i.e., $n\sigma^2$, measures how dispersive the offline data are, and can be thought of as the amount of the information that is accumulated before the online learning starts. As $n\sigma^2$ becomes larger, the offline data set contains more information about the underlying demand model, which helps the decision maker form a more accurate estimation of the unknown demand parameters, and hence, the optimal regret will decrease accordingly. The proof of Theorem 3 is provided in the Appendix B.1.

5.2. MHP-O3FU Algorithm and Asymptotic Optimality

In this subsection, we construct an online learning algorithm for the multiple-historical-price setting, which is called as Multiple Historical Prices — Offline and Online Optimism in the Face of Uncertainty (MHP-O3FU) algorithm, and is a generalized version of the O3FU algorithm developed for the single-historical-price setting. The pseudo-code of MHP-O3FU algorithm is given in Algorithm 2.

Compared with the O3FU algorithm, the major difference in the MHP-O3FU algorithm lies in the preliminary step that tests whether the average historical price $\bar{p}_{1:n}$ belongs to the set $\{\psi(\theta') : \theta' \in C_0\}$. This is for adaptation to the situation when the generalized distance δ is extremely small, i.e., $\delta = o(T^{-\frac{1}{4}})$, and the variance of the historical prices is sufficiently large, i.e., $n\sigma^2 \geq \sqrt{T}$. In this case, a simple policy that charges the price $\bar{p}_{1:n}$ in each period will incur the regret of $T\delta^2$. However, since the policy does not know the value of δ , it should charge prices that can adapt to different values of δ . This is achieved in this preliminary step.

The following theorem provides an upper bound on the regret of the MHP-O3FU algorithm.

THEOREM 4. *Let π be the MHP-O3FU algorithm. Then there exists a finite constant $K_4 > 0$ such that for any $T \geq 1$, $n \geq 1$, $\sigma \geq 0$, $\bar{p}_{1:n} \in [l, u]$, and $\theta \in \Theta$, we have*

$$R_\theta^\pi(T) \leq \begin{cases} K_4 \left((\sqrt{T} \log T) \wedge \frac{T(\log T)^2}{(n \wedge T)(\bar{p}_{1:n} - \psi(\theta))^2 + n\sigma^2} \right), & \text{if } \delta(\theta) \geq T^{-\frac{1}{4}}; \text{ or } \delta(\theta) < T^{-\frac{1}{4}} \text{ and } n \leq \frac{\sqrt{T}}{\sigma^2}; \\ K_4 \left(\frac{T(\log T)^2}{n\sigma^2} \wedge T\delta^2 \right), & \text{otherwise.} \end{cases} \quad (17)$$

Theorem 4 establishes an upper bound on the worst-case regret of the MHP-O3FU algorithm, which naturally provides an upper bound on the optimal regret. This requires a few comments. First, compared with Theorem 3, the upper bound in (17) matches with the lower bound in (16)

Algorithm 2: MHP-O3FU Algorithm

Input: offline data $\{(\hat{p}_1, \hat{D}_1), \dots, (\hat{p}_n, \hat{D}_n)\}$, support of demand parameters Θ , support of feasible price $[l, u]$, l^2 -norm regularization parameter $\lambda = 1 + u^2$, $\{w_t : t \geq 0\}$ defined in (12);

Initialization: $V_{0,n} = \lambda I + \sum_{i=1}^n [1 \ \hat{p}_i]^\top [1 \ \hat{p}_i]$, $Y_{0,n} = \sum_{i=1}^n \hat{D}_i [1 \ \hat{p}_i]^\top$, $\hat{\theta}_0 = V_{0,n}^{-1} Y_{0,n}$,

$C_0 = \{\theta' \in \mathbb{R}^2 : \|\theta' - \hat{\theta}_0\|_{V_{0,n}} \leq w_0\}$;

if $\bar{p}_{1:n} \in \{\psi(\theta') : \theta' \in C_0\}$ **then**

for $t \in [(\lfloor n\sigma^2 \rfloor)^2]$ **do**

 Charge the price $p_t = \bar{p}_{1:n}$, and observe demand realization D_t ;

 Update $V_{t,n} = V_{t-1,n} + [1 \ p_t]^\top [1 \ p_t]$, $Y_{t,n} = Y_{t-1,n} + D_t [1 \ p_t]^\top$, $\hat{\theta}_t = V_{t,n}^{-1} Y_{t,n}$;

 Update the confidence set $\mathcal{C}_t = \{\theta' \in \mathbb{R}^2 : \|\theta' - \hat{\theta}_t\|_{V_{t,n}} \leq w_t\}$;

for $(\lfloor n\sigma^2 \rfloor)^2 + 1 \leq t \leq T$ **do**

 If $t = (\lfloor n\sigma^2 \rfloor)^2 + 1$ or $\mathcal{C}_{t-1} \cap \Theta = \emptyset$, let $p_t = u \cdot \mathbb{I}\{\bar{p}_{1:n} > \frac{u+l}{2}\} + l \cdot \mathbb{I}\{\bar{p}_{1:n} \leq \frac{u+l}{2}\}$;

 otherwise, let $(p_t, \tilde{\theta}_t) = \arg \max_{p \in [l, u], \theta' \in \mathcal{C}_{t-1} \cap \Theta} p(\alpha' + \beta' p)$;

 Charge the price p_t , and observe demand realization D_t ;

 Update $V_{t,n} = V_{t-1,n} + [1 \ p_t]^\top [1 \ p_t]$, $Y_{t,n} = Y_{t-1,n} + D_t [1 \ p_t]^\top$, $\hat{\theta}_t = V_{t,n}^{-1} Y_{t,n}$;

 Update the confidence set $\mathcal{C}_t = \{\theta' \in \mathbb{R}^2 : \|\theta' - \hat{\theta}_t\|_{V_{t,n}} \leq w_t\}$;

else

for $t \in [T]$ **do**

if $t = 1$ **then**

 Charge the price $p_1 = u \cdot \mathbb{I}\{\bar{p}_{1:n} > \frac{u+l}{2}\} + l \cdot \mathbb{I}\{\bar{p}_{1:n} \leq \frac{u+l}{2}\}$, and observe demand realization D_1 ;

else

 If $\mathcal{C}_{t-1} \cap \Theta \neq \emptyset$, let $(p_t, \tilde{\theta}_t) = \arg \max_{p \in [l, u], \theta' \in \mathcal{C}_{t-1} \cap \Theta} p(\alpha' + \beta' p)$; otherwise let $p_t = p_1$;

 Charge the price p_t , and observe demand realization D_t ;

 Update $V_{t,n} = V_{t-1,n} + [1 \ p_t]^\top [1 \ p_t]$, $Y_{t,n} = Y_{t-1,n} + D_t [1 \ p_t]^\top$, $\hat{\theta}_t = V_{t,n}^{-1} Y_{t,n}$;

 Update the confidence set $\mathcal{C}_t = \{\theta' \in \mathbb{R}^2 : \|\theta' - \hat{\theta}_t\|_{V_{t,n}} \leq w_t\}$.

up to a logarithmic factor. Therefore, our MHP-O3FU algorithm is asymptotically optimal, and the optimal regret in the multiple-historical-pricing setting is

$$R^*(T, n, \delta, \sigma) = \begin{cases} \tilde{\Theta}\left(\sqrt{T} \wedge \frac{T}{(n \wedge T)\delta^2 + n\sigma^2}\right), & \text{if } \delta \gtrsim T^{-\frac{1}{4}}; \text{ or } \delta \lesssim T^{-\frac{1}{4}} \text{ and } n \lesssim \frac{\sqrt{T}}{n\sigma^2}; \\ \tilde{\Theta}\left(\frac{T}{n\sigma^2} \wedge T\delta^2\right), & \text{otherwise.} \end{cases}$$

Second, compared with Theorem 2 of the single-historical-price setting, we have an additional term $n\sigma^2$ in the denominator, which captures the net effect of the dispersion of historical prices. In particular, when $\delta \gtrsim T^{-\frac{1}{4}}$, and the variance of the historical prices is greater than $\tilde{\Omega}(T)$, the optimal regret is upper bounded by a constant, which is smaller than the best achievable regret of $\tilde{\Theta}(\log T)$ for the single-historical-price setting even in the well-separated case (δ is a constant).

This is also consistent with our aforementioned intuition that larger σ leads to more information accumulated before the start of the online learning, and therefore, less revenue loss of the online learning process.

The proof of Theorem 4 can be found in the Appendix B.1. To show Theorem 4, we generalize the idea in the proof of Theorem 2 to the multiple-historical-price setting. Similar to Theorem 2, our proof is divided into showing a problem-independent upper bound $O(\sqrt{T} \log T)$ and a problem-dependent upper bound $O(\frac{T(\log T)^2}{n\sigma^2 + (n \wedge T)\delta^2})$. The first upper bound can be easily proved by treating our problem as a linear bandit problem and applying arguments in the regret analysis of linear bandits. To prove the second upper bound, our analysis is based on the following lemma, which generalizes Lemma 1 to the setting with multiple historical prices. The proof of Lemma 2 can be found in the Appendix B.2.

LEMMA 2. Suppose $\sigma \leq |p^* - \bar{p}_{1:n}|$, $|p^* - \bar{p}_{1:n}| \geq \max\{\frac{\sqrt{2(\alpha_{\max}^2 + \beta_{\max}^2)}}{\beta_{\max}^2} \frac{T^{1/4} w_T}{n^{1/2}}, \sqrt{C_1} T^{-1/4}\}$, and $\theta \in \mathcal{C}_t$ for each $t \in [T]$, then two sequences of events $\{U_{t,3} : t \geq 1\}$ and $\{U_{t,4} : t \geq 2\}$ also hold, where

$$U_{t,3} = \left\{ |p_t - \bar{p}_{1:n}| \geq \min\left\{1 - \frac{\sqrt{2}}{2}, \frac{C_0}{2}\right\} \cdot |p^* - \bar{p}_{1:n}| \right\},$$

$$U_{t,4} = \left\{ \|\theta - \tilde{\theta}_t\|^2 \leq C_3 \frac{w_{t-1}^2}{(n \wedge (t-1))(p^* - \hat{p})^2 + n\sigma^2} \right\},$$

and C_0, C_1 are defined in (15), and C_3 is defined as

$$C_3 = \max\left\{8(u-l)^2, 4C_1, 2\max\{2(\sqrt{2}+1)^2, \frac{4}{C_0^2}\} \cdot ((4u+1)^2 + 1)\right\}. \quad (18)$$

5.3. Phase Transition and Generalized Inverse-Square Law

The characterization of the optimal regret for the multiple-historical-price setting also demonstrates phase transitions and the generalized inverse-square law.

Recall that in the single-historical-price setting, the threshold $\Theta(T^{-\frac{1}{4}})$ plays an important role in characterizing the behavior of the optimal regret. When $\delta = O(T^{-\frac{1}{4}})$, the optimal regret is always $\Theta(\sqrt{T})$ regardless of the offline sample size n . Otherwise, the optimal regret demonstrates three phases. This threshold $\Theta(T^{-\frac{1}{4}})$ also plays an important role in the optimal regret of the multiple-historical-price setting.

When the generalized distance $\delta \gtrsim T^{-\frac{1}{4}}$, there is a fundamental trichotomy on the behavior of the optimal regret, depending on whether the standard deviation σ is less than, equal to or greater than the generalized distance δ . This is illustrated in Figure 4, where the green, red and blue curves depict the above three cases respectively. If $\sigma = o(\delta)$ as shown in the green curve, the optimal regret exhibits four decaying patterns as n shifts between different ranges. Specifically, the optimal

regret first remains at the level of $\tilde{\Theta}(\sqrt{T})$ when n is within $O(\frac{\sqrt{T}}{\delta^2})$, and then changes according to $\tilde{\Theta}(\frac{T}{n\delta^2})$ when n is between $\Theta(\frac{\sqrt{T}}{\delta^2})$ and $\Theta(T)$. After that, the optimal regret stays at the level of $\tilde{\Theta}(\frac{\log T}{\delta^2})$ when n is between $\Theta(T)$ and $\Theta(\frac{T\delta^2}{\sigma^2})$, and finally, the optimal regret decays according to $\tilde{\Theta}(\frac{T}{n\sigma^2})$ when n is $\Omega(\frac{T\delta^2}{\sigma^2})$. If σ and δ are of the same order, i.e., $\sigma = \Theta(\delta)$, as shown in the red curve, the optimal regret exhibits two decaying patterns with changing n : when n is within $O(\frac{\sqrt{T}}{\delta^2})$, the optimal regret remains at the level of $\tilde{\Theta}(\sqrt{T})$, and when n exceeds $\Omega(\frac{\sqrt{T}}{\delta^2})$, the optimal regret decays according to $\tilde{\Theta}(\frac{T}{n\delta^2})$. Finally, if $\delta = o(\sigma)$ as shown in the blue curve, the optimal regret exhibits two decaying patterns: it remains at the level of $\tilde{\Theta}(\sqrt{T})$ when n is within $O(\frac{\sqrt{T}}{\sigma^2})$, and decays according to $\tilde{\Theta}(\frac{T}{n\sigma^2})$ when n exceeds $\Omega(\frac{\sqrt{T}}{\sigma^2})$.

Therefore, when $\delta \gtrsim T^{-\frac{1}{4}}$ and σ is fixed, the optimal regret exhibits different decaying patterns when n is in different ranges. When σ gradually increases, depending on its magnitude compared with δ , the number of phases of the optimal regret also experiences the change from four phases to two phases, and the entire patterns of the phase transitions of the optimal regret also change accordingly.

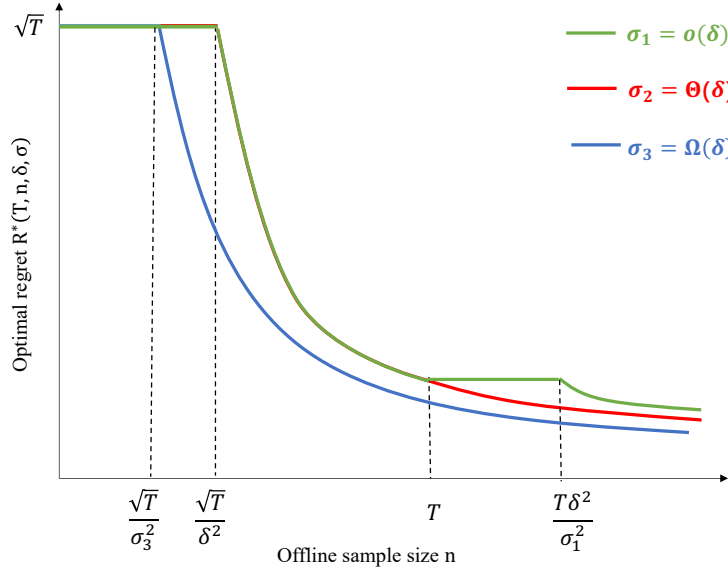


Figure 4 Multiple-historical-price setting with $\delta = \Omega(T^{-\frac{1}{4}})$ and changing σ

When $\delta \lesssim T^{-\frac{1}{4}}$, regardless of the relative magnitudes of σ and δ , there are always three phases of the optimal regret as n changes. Specifically, when n is within $O(\frac{\sqrt{T}}{\sigma^2})$, the optimal regret stays at

the level of $\tilde{\Theta}(\sqrt{T})$, and when n exceeds $\Omega(\frac{\sqrt{T}}{\sigma^2})$ and is less than $O(\frac{1}{\sigma^2\delta^2})$, the optimal regret stays at the level of $\tilde{\Theta}(T\delta^2)$. When n exceeds $\Omega(\frac{1}{\delta^2\sigma^2})$, the optimal regret decays according to $\tilde{\Theta}(\frac{T}{n\delta^2})$.

Theorem 3 and Theorem 4 also reveal a generalized inverse-square law. Specifically, the optimal regret is inversely proportional to the square of both δ and σ , which quantifies the effect of the location and dispersion of the offline data set on the optimal regret. The intuition for the dependency of the optimal regret on δ is similar to the single-historical-price setting. For the dependency of the optimal regret on σ , as the historical prices become more dispersive, i.e., σ increases, it is intuitive that the seller has more information about the unknown demand parameters before she starts online learning, and hence will incur smaller regret loss. In particular, when the sample variance of the historical prices $n\sigma^2$ is of the order $T \log T$, the regret loss for the online learning process becomes a constant.

Finally, we want to highlight the dependency of the thresholds of the offline sample size that define different phases of the optimal regret on δ and σ . Specifically, when $\sigma = O(\delta)$ and $\delta = \Omega(T^{-\frac{1}{4}})$, the first threshold of the offline sample size that defines the first and the second phases, i.e., $\Theta(\frac{\sqrt{T}}{\delta^2})$, decreases in the generalized distance δ . When $\sigma = O(\delta)$ and $\delta = O(T^{-\frac{1}{4}})$, or $\sigma = \Omega(\delta)$, the threshold of the offline sample size, i.e., $\Theta(\frac{\sqrt{T}}{\sigma^2})$, decreases in the standard deviation σ . This implies that more offline data will be required to overcome the challenges caused by a shorter generalized distance δ or smaller standard deviation σ .

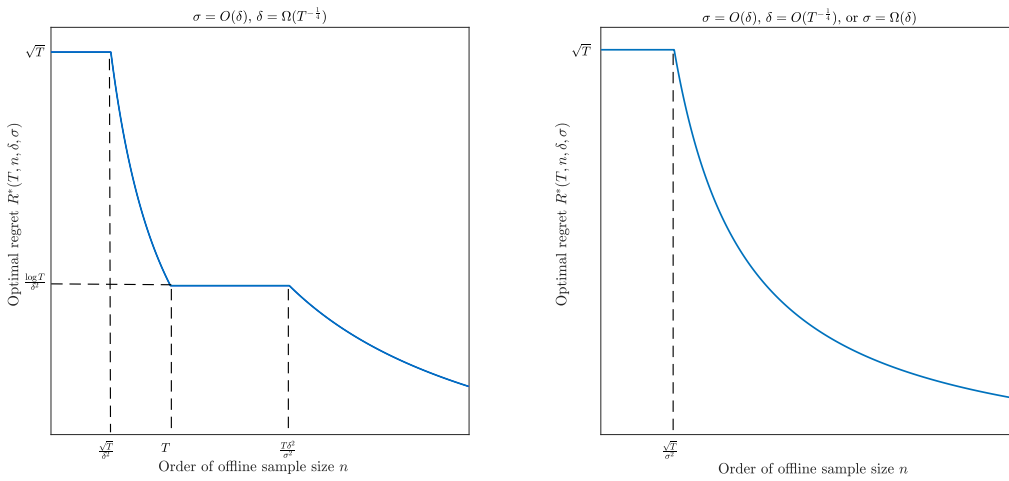


Figure 5 Phase transitions for the multiple-historical-price setting

6. Some Remarks and Extensions

6.1. On the definition of the optimal regret

As the complexity measure of the online learning task in our OPD problem, in the previous sections, the optimal regret is defined as the best achievable instance-dependent regret among all the minimax-optimal policies, where the instance-dependent regret for any policy π is measured by the worst regret with the demand parameter chosen by the “adversarial” among the set $\{\theta \in \Theta : |\psi(\theta) - \bar{p}_{1:n}| \in [(1 - \xi)\delta, (1 + \xi)\delta]\}$. We next add some remarks on the reason why we choose such a worst-case environment.

The choice of the “worst-case” environment. Before explaining the reason why we define the instance-dependent regret as in (7), we introduce another way to define the worst-case environment, which allows the demand parameter $\theta \in \Theta$ to vary over the entire set Θ . This corresponds to the minimax regret $R_{\text{minimax}}^*(T, n, \sigma)$ in the OPD setting:

$$R_{\text{minimax}}^*(T, n, \sigma) = \inf_{\pi \in \Pi} \sup_{\theta \in \Theta} R_{\theta}^{\pi}(T, n, \sigma). \quad (19)$$

The above definition is consistent with the commonly-used minimax regret in the existing literature, except that the policy π can be adaptive to all the pre-existing offline data. Since with this complexity measure, the objective of an online learning algorithm is to achieve the best regret bound of $\sup_{\theta \in \Theta} R_{\theta}^{\pi}(T, n, \sigma)$, then a “good” policy should be able to distinguish between two arbitrary problem instances from the set Θ , which is more challenging compared with our previous definition. As a byproduct of our results, we can actually characterize the rate of the minimax regret.

COROLLARY 1. *Consider the OPD problem. Then the minimax regret satisfies*

$$R_{\text{minimax}}^*(T, n, \sigma) = \tilde{\Theta}(\sqrt{T} \wedge \frac{T}{n\sigma^2}).$$

Corollary 1 shows that when the sample variance of the historical prices $n\sigma^2$ is within $O(\sqrt{T})$, the optimal minimax regret is always $\tilde{\Theta}(\sqrt{T})$, and when $n\sigma^2$ exceeds $\Omega(\sqrt{T})$, the optimal minimax regret decays according to $\tilde{\Theta}(\frac{T}{n\sigma^2})$. This demonstrates that the offline data may help to reduce the optimal regret, but only when they are dispersive enough, i.e., $n\sigma^2 \gtrsim \sqrt{T}$. For example, in the single-historical price setting with $\sigma = 0$, even when n is extremely large such that the seller knows that the true demand curve passes through an almost fixed point $(\hat{p}, \frac{1}{n} \sum_{i=1}^n \hat{D}_i)$, the best achievable regret is still $\tilde{\Theta}(\sqrt{T})$, and does not improve over the classical setting without any offline data. This is because the minimax regret is too conservative, and there is no algorithm that can

perform “consistently well”, e.g., with the regret upper bound strictly less than \sqrt{T} , for all problem instances with parameters chosen arbitrarily from the set Θ .

To investigate the value of the offline data when they are not so dispersive, we consider a less conservative way of defining the instance-dependent regret by allowing the parameter θ to range over the set $\{\theta \in \Theta : |\psi(\theta) - \bar{p}_{1:n}| \in [(1-\xi)\delta, (1+\xi)\delta]\}$. This can be viewed as a good approximation to $\{\theta \in \Theta : |\psi(\theta) - \bar{p}_{1:n}| = \delta\}$. Since the main objective of this paper is to investigate the impact of the order of δ on the optimal regret, changing δ within constants does not affect this goal. In addition, using this definition, we take the location of the offline data into consideration, i.e., the location of the average historical price relative to the truly optimal price. Moreover, such a definition also enables us to reveal the elegant inverse-square law, which, to the best of our knowledge, appears in the literature for the first time.

6.2. Extension to correlated offline data

In the previous sections, we assume that the historical prices $\hat{p}_1, \hat{p}_2, \dots, \hat{p}_n$ are fixed constants, and the offline demand observations are drawn independently from the underlying demand model. In reality, even in the offline stage, the seller may also make pricing decisions adaptively according to some policy based on previous experience, such that \hat{p}_t may depend on $\hat{D}_1, \dots, \hat{D}_{i-1}$, for $i = 2, \dots, n$. Therefore, the offline demand observations $\hat{D}_1, \hat{D}_2, \dots, \hat{D}_n$ are not independent but endogenous. In the following, we extend our results to the above case when the offline data are collected adaptively according to some possibly unknown offline policy $\hat{\pi}$.

For any admissible policy π , let the regret $\hat{R}_\theta^\pi(T, \hat{p}_1, \dots, \hat{p}_n)$ be defined as

$$\hat{R}_\theta^\pi(T, \hat{p}_1, \dots, \hat{p}_n) = \mathbb{E}_\theta^\pi [Tp_\theta^*(\alpha + \beta p_\theta^*) - \sum_{t=1}^T p_t(\alpha + \beta p_t) | \hat{p}_1, \dots, \hat{p}_n].$$

Since the expectation is taken conditioning on $\hat{p}_1, \dots, \hat{p}_n$, the regret is a function of $\hat{p}_1, \dots, \hat{p}_n$, and therefore is denoted as $\hat{R}_\theta^\pi(T, \hat{p}_1, \dots, \hat{p}_n)$. Given the realization of offline prices $\hat{p}_1, \dots, \hat{p}_n$, for generalized distance $\delta \in [0, u-l]$, let the instance-dependent regret of the policy π be

$$\hat{R}^\pi(T, n, \delta, \hat{p}_1, \dots, \hat{p}_n) = \sup_{\substack{\mathcal{D} \in \mathcal{E}(R); \\ |\bar{p}_{1:n} - \psi(\theta)| \in [(1-\xi)\delta, (1+\xi)\delta]}} \hat{R}_\theta^\pi(T, \hat{p}_1, \dots, \hat{p}_n).$$

PROPOSITION 1. *Consider the OPD problem with the offline data generated from some possibly unknown policy $\hat{\pi}$. Then we have*

$$\hat{R}^*(T, n, \delta, \hat{p}_1, \dots, \hat{p}_n) = \begin{cases} \tilde{\Theta}\left(\sqrt{T} \wedge \frac{T}{(n \wedge T)\delta^2 + \sum_{i=1}^n (\hat{p}_i - \bar{p}_{1:n})^2}\right), & \text{if } \delta \gtrsim T^{-\frac{1}{4}}; \text{ or } \delta \lesssim T^{-\frac{1}{4}} \text{ and } n \lesssim \frac{\sqrt{T}}{\sigma^2}; \\ \tilde{\Theta}\left(\frac{T}{\sum_{i=1}^n (\hat{p}_i - \bar{p}_{1:n})^2} \wedge T\delta^2\right), & \text{otherwise.} \end{cases}$$

7. Conclusion

In this paper, we provide a novel framework that bridges the gap between offline learning and online learning in the context of dynamic pricing. In contrast to previous literature that involves only offline data (collected before the selling horizon) or only online data (collected during the selling horizon), we consider a challenging problem that involves both offline data and online data, aiming to understand whether and how the pre-existence of offline data would benefit the online learning process. For both single-historical-price and multiple-historical-price settings, we establish a lower bound on the optimal regret, and construct an online learning algorithm based on the OFU principle that achieves a matching regret upper bound up to a logarithmic factor. Two important and nontrivial implications implied by our results are *phase transitions* and the *inverse-square law*, which characterize the joint effect of the size, location, and dispersion of the offline data on the behavior of the optimal regret.

Acknowledgments

The authors would like to express sincere gratitude to Ruihao Zhu for pointing out several useful references, and to Yunbei Xu and Zeyu Zheng for helpful discussions and comments.

References

- Abbasi-Yadkori Y, Pál D, Szepesvári C (2011) Improved algorithms for linear stochastic bandits. *Advances in Neural Information Processing Systems*, 2312–2320.
- Agrawal S, Avadhanula V, Goyal V, Zeevi A (2019) Mnl-bandit: A dynamic learning approach to assortment selection. *Operations Research* 67(5):1453–1485.
- Auer P, Cesa-Bianchi N, Fischer P (2002) Finite-time analysis of the multiarmed bandit problem. *Machine learning* 47(2-3):235–256.
- Baardman L, Fata E, Pani A, Perakis G (2019) Learning optimal online advertising portfolios with periodic budgets. *Available at SSRN 3346642* .
- Badanidiyuru A, Kleinberg R, Slivkins A (2013) Bandits with knapsacks. *2013 IEEE 54th Annual Symposium on Foundations of Computer Science*, 207–216 (IEEE).
- Ban GY, Keskin NB (2019) Personalized dynamic pricing with machine learning: High dimensional features and heterogeneous elasticity. *Available at SSRN 2972985* .
- Bastani H, Simchi-Levi D, Zhu R (2019) Meta dynamic pricing: Learning across experiments. *Available at SSRN 3334629* .

-
- Bouneffouf D, Parthasarathy S, Samulowitz H, Wistub M (2019) Optimal exploitation of clustering and history information in multi-armed bandit. *arXiv preprint arXiv:1906.03979* .
- Broder J, Rusmevichientong P (2012) Dynamic pricing under a general parametric choice model. *Operations Research* 60(4):965–980.
- Cesa-Bianchi N, Lugosi G (2006) *Prediction, learning, and games* (Cambridge university press).
- Cheung WC, Simchi-Levi D (2019) Sampling-based approximation schemes for capacitated stochastic inventory control models. *Mathematics of Operations Research* 44(2):668–692.
- Cheung WC, Simchi-Levi D, Zhu R (2019) Hedging the drift: Learning to optimize under non-stationarity. *arXiv preprint arXiv:1903.01461* .
- Dani V, Hayes TP, Kakade SM (2008) Stochastic linear optimization under bandit feedback. *Proceedings of the 21st Conference on Learning Theory*.
- den Boer A, Keskin NB (2017) Dynamic pricing with demand learning and reference effects. *Available at SSRN 3092745* .
- den Boer AV (2014) Dynamic pricing with multiple products and partially specified demand distribution. *Mathematics of operations research* 39(3):863–888.
- den Boer AV (2015) Dynamic pricing and learning: historical origins, current research, and new directions. *Surveys in operations research and management science* 20(1):1–18.
- den Boer AV, Zwart B (2013) Simultaneously learning and optimizing using controlled variance pricing. *Management science* 60(3):770–783.
- Domb C (2000) *Phase transitions and critical phenomena*, volume 19 (Elsevier).
- Filippi S, Cappe O, Garivier A, Szepesvári C (2010) Parametric bandits: The generalized linear case. *Advances in Neural Information Processing Systems*, 586–594.
- Gill R, Levit B (2001) Applications of the van trees inequality: a bayesian cramér-rao bound. *Bernoulli* 1:59.
- Gur Y, Momeni A (2019) Adaptive sequential experiments with unknown information flows. *arXiv preprint arXiv:1907.00107* .
- Halliday D, Resnick R, Walker J (2013) *Fundamentals of physics* (John Wiley & Sons).
- Hastie T, Tibshirani R, Friedman J, Franklin J (2005) The elements of statistical learning: data mining, inference and prediction. *The Mathematical Intelligencer* 27(2):83–85.
- Hsu CW, Kveton B, Meshi O, Martin M, Szepesvari C (2019) Empirical bayes regret minimization. *arXiv preprint arXiv:1904.02664* .
- Keskin N, Zeevi A (2014) Dynamic pricing with an unknown demand model: Asymptotically optimal semi-myopic policies. *Operations Research* 62(5):1142–1167.
- Keskin NB, Zeevi A (2016) Chasing demand: Learning and earning in a changing environment. *Mathematics of Operations Research* 42(2):277–307.

-
- Lattimore T, Szepesvári C (2018) Bandit algorithms. *preprint* .
- Levi R, Perakis G, Uichanco J (2015) The data-driven newsvendor problem: new bounds and insights. *Operations Research* 63(6):1294–1306.
- Levi R, Roundy RO, Shmoys DB (2007) Provably near-optimal sampling-based policies for stochastic inventory control models. *Mathematics of Operations Research* 32(4):821–839.
- Nambiar M, Simchi-Levi D, Wang H (2019) Dynamic learning and pricing with model misspecification. *Management Science* .
- Qiang S, Bayati M (2016) Dynamic pricing with demand covariates. *Available at SSRN 2765257* .
- Qin H, Simchi-Levi D, Wang L (2019) Data-driven approximation schemes for joint pricing and inventory control models. *Available at SSRN 3354358* .
- Rusmevichientong P, Tsitsiklis JN (2010) Linearly parameterized bandits. *Mathematics of Operations Research* 35(2):395–411.
- Shivaswamy P, Joachims T (2012) Multi-armed bandit problems with history. *Artificial Intelligence and Statistics*, 1046–1054.
- Tsybakov A (2009) *Introduction to Nonparametric Estimation* (Springer, New York).

Online Appendix for “Online Pricing with Offline Data: Phase Transition and Inverse Square Law”

Appendix A. Proofs of Statements in Section 4

A.1. Proof of Theorem 1

It suffices to consider the case when ϵ follows normal distribution with standard deviation R . Without loss of generality, we also assume $\underline{C} = \frac{1}{2}$ and $\overline{C} = 1$, and the analysis can be easily extended to general \underline{C} and \overline{C} .

Step 1. As the first step, we will prove the following result: for any admissible policy $\pi \in \Pi$,

$$\sup_{\theta \in \Theta_0(\delta)} R_\theta^\pi(T) = \Omega\left(\sqrt{T} \wedge \left(\frac{T}{\delta^{-2} + (n \wedge T)\delta^2}\right) \vee \log(\delta^{-2}T)\right), \quad (\text{EC.1})$$

where $\Theta_0(\delta) = \{\theta \in \Theta : \psi(\theta) - \hat{p} \in [\frac{\delta}{2}, \delta]\}$. When (i) $\delta \geq T^{-\frac{1}{4}}$; or (ii) $T^{-\frac{1}{4}}(\log T)^{-\frac{1}{2}} \leq \delta < T^{-\frac{1}{4}}$, the above (EC.1) implies the desired lower bound in Theorem 1.

Our proof for (EC.1) is based on the application of multivariate van Trees inequality. Since $\Theta_0(\delta) = \{\theta \in \Theta : -\frac{\alpha}{2\hat{p}+\delta} \leq \beta \leq -\frac{\alpha}{2\hat{p}+2\delta}\}$, there exist some positive constants x_0, y_0, ϵ such that $\Theta_1(\delta) := [x_0 - \frac{1}{2}\epsilon\delta, x_0 + \frac{3}{2}\epsilon\delta] \times [-y_0 - \frac{3}{2}\epsilon\delta, -y_0 + \frac{1}{2}\epsilon\delta] \subseteq \Theta_0(\delta)$. Let $q(x, y)$ be the following probability density function on $\Theta_1(\delta)$:

$$q(x, y) = \frac{1}{(\epsilon\delta)^2} \cos^2\left(\frac{\pi(x - \frac{2x_0 + \epsilon\delta}{2})}{2\epsilon\delta}\right) \cdot \cos^2\left(\frac{\pi(y + \frac{2y_0 + \epsilon\delta}{2})}{2\epsilon\delta}\right), \quad \forall (x, y) \in \Theta_1(\delta). \quad (\text{EC.2})$$

From the multivariate van Trees inequality (see Theorem 1 in [Gill and Levit \(2001\)](#)), for any $t \geq 2$, we have

$$\mathbb{E}_q[\mathbb{E}_\theta^\pi[(p_t - \psi(\theta))^2]] \geq \frac{(\mathbb{E}_q[C(\theta)^\top \frac{\partial \psi}{\partial \theta}])^2}{\mathcal{I}(q) + \mathbb{E}_q[C(\theta)^\top \mathcal{I}_{t-1}^\pi(\theta) C(\theta)]}, \quad (\text{EC.3})$$

where $C(\theta)$ is any two-dimensional vector whose components are “nice” functions of θ , and $\mathcal{I}(q)$ is the following Fisher information for the probability density function $q(x, y)$:

$$\mathcal{I}(q) = \int_{(\theta_1, \theta_2) \in \Theta_1(\delta)} \sum_{i=1}^2 \sum_{j=1}^2 \frac{\partial}{\partial \theta_i} (C_i(\theta_1, \theta_2) \cdot q(\theta_1, \theta_2)) \cdot \frac{\partial}{\partial \theta_j} (C_j(\theta_1, \theta_2) \cdot q(\theta_1, \theta_2)) \cdot \frac{1}{q(\theta_1, \theta_2)} d\theta_1 d\theta_2,$$

and $\mathcal{I}_{t-1}^\pi(\theta)$ is the Fisher information matrix defined as

$$\mathcal{I}_{t-1}^\pi(\theta) = \frac{1}{R^2} \mathbb{E}_\theta^\pi \begin{bmatrix} n + t - 1 & n\hat{p} + \sum_{s=1}^{t-1} p_s \\ n\hat{p} + \sum_{s=1}^{t-1} p_s & n\hat{p}^2 + \sum_{s=1}^{t-1} p_s^2 \end{bmatrix}.$$

Note that to prove (EC.1), we need to show the following three lower bounds of $\sup_{\theta \in \Theta_0(\delta)} R_\theta^\pi(T)$ based on (EC.3): $\Omega(\log(\delta^{-2} + T))$, $\Omega(\sqrt{T} \wedge \frac{T}{\delta^{-2} + T\delta^2})$, and $\Omega(\sqrt{T} \wedge \frac{T}{\delta^{-2} + n\delta^2})$.

On the first lower bound $\Omega(\log(\delta^{-2}T))$, let $C(\theta) = (-\hat{p}, 1)$ in (EC.3), then we have

$$\sum_{t=1}^T \mathbb{E}_q [\mathbb{E}_\theta^\pi [(p_t - \psi(\theta))^2]] \geq \sum_{t=2}^T \frac{R^2 c_1}{R^2 \mathcal{I}(q) + \sum_{s=1}^{t-1} \mathbb{E}_q [\mathbb{E}_\theta^\pi [(p_s - \hat{p})^2]]} \geq \sum_{t=2}^T \frac{R^2 c_1}{R^2 \mathcal{I}(q) + (t-1)(u-l)^2},$$

where $c_1 = (\min_{\theta \in \Theta} \frac{\alpha + \beta \hat{p}}{2\beta^2})^2$. Since $C(\theta) = (-\hat{p}, 1)$ is independent of θ , by changing variables in the integrals, we have

$$\mathcal{I}(q) = \frac{\pi}{2\epsilon^2 \delta^2} \int_{-\frac{\pi}{2}}^{\frac{\pi}{2}} \int_{-\frac{\pi}{2}}^{\frac{\pi}{2}} \sum_{i=1}^2 \sum_{j=1}^2 \frac{\partial}{\partial \theta_i} (C_i(\theta_1, \theta_2) \cdot \tilde{q}(\theta_1, \theta_2)) \cdot \frac{\partial}{\partial \theta_j} (C_j(\theta_1, \theta_2) \cdot \tilde{q}(\theta_1, \theta_2)) \cdot \frac{1}{\tilde{q}(\theta_1, \theta_2)} d\theta_1 d\theta_2,$$

where $\tilde{q}(\theta_1, \theta_2) = \cos^2(\theta_1) \cdot \cos^2(\theta_2)$. Since the integral in the RHS of the above equation is a constant independent of δ , we have $\mathcal{I}(q) = \Theta(\delta^{-2})$, it then follows that

$$\sup_{\theta \in \Theta_1(\delta)} \sum_{t=1}^T \mathbb{E}_\theta^\pi [r_\theta^* - r_\theta(p_t)] = \sup_{\theta \in \Theta_1(\delta)} \sum_{t=1}^T \mathbb{E}_\theta^\pi [(-\beta)(p_t - \varphi(\beta))^2] = \Omega(\log(\delta^{-2}T)).$$

On the second lower bound $\Omega(\sqrt{T} \wedge \frac{1}{\delta^2})$, let $C(\theta) = (-\hat{p}, 1)$ in (EC.3) again, then we obtain

$$\begin{aligned} \sum_{t=1}^T \mathbb{E}_q [\mathbb{E}_\theta^\pi [(p_t - \psi(\theta))^2]] &\geq \sum_{t=2}^T \frac{c_1}{\mathcal{I}(q) + \sum_{s=1}^{t-1} \mathbb{E}_q [\mathbb{E}_\theta^\pi [(p_s - \hat{p})^2]]} \\ &\geq \sum_{t=2}^T \frac{R^2 c_1}{R^2 \mathcal{I}(q) + 2(t-1)\delta^2 + \sum_{s=1}^{t-1} \mathbb{E}_q [\mathbb{E}_\theta^\pi [(p_s - \psi(\theta))^2]]} \\ &\geq \frac{R^2 c_1 (T-1)}{R^2 \mathcal{I}(q) + 2T\delta^2 + \sum_{t=1}^T \mathbb{E}_q [\mathbb{E}_\theta^\pi [(p_t - \psi(\theta))^2]]}, \end{aligned} \quad (\text{EC.4})$$

where the second inequality holds since $(p_s - \hat{p})^2 \leq 2(p_s - \psi(\theta))^2 + 2(\hat{p} - \psi(\theta))^2 \leq 2(p_s - \psi(\theta))^2 + 2\delta^2$. It is easily verified that the inequality $x^2 + bx + c \geq 0$ for $b > 0, c < 0, x \geq 0$ implies

$$x \geq \frac{1}{\sqrt{2} + 1} \min \left\{ \sqrt{|c|}, \frac{2|c|}{b} \right\}. \quad (\text{EC.5})$$

Applying (EC.5) to the inequality (EC.4), we obtain

$$\sum_{t=1}^T \mathbb{E}_q [\mathbb{E}_\theta^\pi [(p_t - \varphi(\beta))^2]] \geq \Omega(\sqrt{T} \wedge \frac{T}{\mathcal{I}(q) + T\delta^2}) = \Omega(\sqrt{T} \wedge \frac{T}{\delta^{-2} + T\delta^2}), \quad (\text{EC.6})$$

where in the identity, we utilize the fact that $\mathcal{I}(q) = \Theta(\delta^{-2})$.

On the third lower bound $\Omega(\sqrt{T} \wedge \frac{T}{n\delta^2})$, we choose another vector $C(\theta) = (-\psi(\theta), 1)$, and the inequality (EC.3) becomes

$$\begin{aligned} \sum_{t=1}^T \mathbb{E}_q [\mathbb{E}_\theta^\pi [(p_t - \psi(\theta))^2]] &\geq \sum_{t=2}^T \frac{R^2 \alpha_{\min}^2 / (4\beta_{\min}^2)^2}{R^2 \mathcal{I}(q) + \sum_{s=1}^{t-1} \mathbb{E}_q [\mathbb{E}_\theta^\pi [(p_s - \psi(\theta))^2]] + n\delta^2} \\ &\geq \frac{R^2 \alpha_{\min}^2 / (4\beta_{\min}^2)^2 (T-1)}{R^2 \mathcal{I}(q) + \sum_{t=1}^T \mathbb{E}_q [\mathbb{E}_\theta^\pi [(p_t - \psi(\theta))^2]] + n\delta^2}, \end{aligned}$$

which, combined with the inequality (EC.5), implies that

$$\sup_{\theta \in \Theta_1(\delta)} R_\theta^\pi(T) \geq |\beta_{\max}| \sum_{t=1}^T \mathbb{E}_q[\mathbb{E}_\theta^\pi[(p_t - \varphi(\beta))^2]] \geq \Omega(\sqrt{T} \wedge \frac{T}{\mathcal{I}(q) + n\delta^2}) = \Omega(\sqrt{T} \wedge \frac{T}{\delta^{-2} + n\delta^2}),$$

where the last identity holds since

$$\mathcal{I}(q) = \frac{\pi}{2\epsilon^2\delta^2} \int_{-\frac{\pi}{2}}^{\frac{\pi}{2}} \int_{-\frac{\pi}{2}}^{\frac{\pi}{2}} \sum_{i=1}^2 \sum_{j=1}^2 \frac{\partial}{\partial \theta_i} (\tilde{C}_i(\theta_1, \theta_2) \cdot \tilde{q}(\theta_1, \theta_2)) \cdot \frac{\partial}{\partial \theta_j} (\tilde{C}_j(\theta_1, \theta_2) \cdot \tilde{q}(\theta_1, \theta_2)) \cdot \frac{1}{\tilde{q}(\theta_1, \theta_2)} d\theta_1 d\theta_2,$$

where $\tilde{C}(\theta_1, \theta_2) = (\frac{2\epsilon\delta\theta_1 + x_0 + \frac{\epsilon\delta}{2}}{2(\frac{2\epsilon\delta\theta_2}{\pi} - y_0 - \frac{\epsilon\delta}{2})}, 1)$. Since both $\tilde{C}(\cdot)$ and $C(\theta)$ are bounded by constants independent of δ , it is easily verified that the integral in the RHS of the above identity can be upper bounded by constant independent of δ , and therefore, $\mathcal{I}(q) = O(\delta^{-2})$.

Step 2. In this step, we complete the proof by showing that when $\delta \leq T^{-\frac{1}{4}}(\log T)^{-\frac{1}{2}}$, for any minimax-optimal policy $\pi \in \Pi_{\text{minimax}}^{\text{opt}}$,

$$R^\pi(T, n, \delta) = \Omega(\frac{\sqrt{T}}{\log T}). \quad (\text{EC.7})$$

Our proof of (EC.7) is based on the concept of KL divergence, which is a quantitative measure of distance between two distributions. The definition is given as follows. For any two distributions P_1 and P_2 , the KL divergence is

$$KL(P_1, P_2) = \mathbb{E}_{X \sim P_1} \left[\log \frac{P_1(X)}{P_2(X)} \right].$$

We now consider two vectors of demand parameters θ_1 and θ_2 satisfying the following conditions:

$$-\frac{\alpha_1}{2\beta_1} = \hat{p} + \delta, \quad -\frac{\alpha_2}{2\beta_2} = \hat{p} + \delta + \Delta, \quad (\alpha_1 - \alpha_2) + (\beta_1 - \beta_2)\hat{p} = 0.$$

where $\Delta > 0$ is to be determined. For any minimax-optimal policy $\pi \in \Pi_{\text{minimax}}^{\text{opt}}$, let P_1^π and P_2^π be the following two probability measures induced by the common policy π and two parameters θ_1 and θ_2 respectively:

$$P_i^\pi(\hat{D}_1, \dots, \hat{D}_n, D_1, \dots, D_T) = \prod_{t=1}^n \left(\frac{1}{R} \phi\left(\frac{\hat{D}_t - (\alpha_i + \beta_i \hat{p})}{R}\right) \right) \cdot \prod_{t=1}^T \left(\frac{1}{R} \phi\left(\frac{D_t - (\alpha_i + \beta_i p_t)}{R}\right) \right), \quad i = 1, 2,$$

where $\phi(x) = \frac{1}{\sqrt{2\pi}} \exp(-\frac{x^2}{2})$ is the probability density function of the standard normal distribution.

From the definition of KL divergence, we have

$$\begin{aligned} KL(P_1^\pi, P_2^\pi) &= \frac{(\beta_1 - \beta_2)^2}{2R^2} \left(n \left(\frac{\alpha_1 - \alpha_2}{\beta_1 - \beta_2} + \hat{p} \right)^2 + \sum_{t=1}^T \mathbb{E}_{\theta_1}^\pi \left[\left(\frac{\alpha_1 - \alpha_2}{\beta_1 - \beta_2} + p_t \right)^2 \right] \right) \\ &= \frac{2\beta_2^2 \Delta^2}{(\hat{p} + 2\delta)^2 R^2} \sum_{t=1}^T \mathbb{E}_{\beta_1}^\pi [(p_t - \hat{p})^2] \\ &\leq \frac{4\beta_{\min}^2 \Delta^2}{l^2 R^2} \left(\sum_{t=1}^T \mathbb{E}_{\beta_1}^\pi [(p_t - \psi(\theta_1))^2] + T\delta^2 \right), \end{aligned}$$

Since $R_{\theta_1}^\pi(T) = (-\beta_1) \sum_{t=1}^T \mathbb{E}_{\theta_1}^\pi [(p_t - \psi(\theta_1))^2]$, it follows that

$$R_{\theta_1}^\pi(T) \geq |\beta_{\max}| \left(\frac{l^2 R^2}{4\beta_{\min}^2 \Delta^2} KL(P_1^\pi, P_2^\pi) - T\delta^2 \right) \geq |\beta_{\max}| \left(\frac{l^2 R^2}{4\beta_{\min}^2 \Delta^2} KL(P_1^\pi, P_2^\pi) - \frac{\sqrt{T}}{\log T} \right), \quad (\text{EC.8})$$

where the second inequality follows from the assumption that $\delta^2 \leq \frac{T^{-\frac{1}{2}}}{\log T}$.

We next establish a lower bound on $KL(P_1^\pi, P_2^\pi)$ and choose a suitable Δ such that the RHS of (EC.8) can be further lower bounded by $\Omega(\frac{\sqrt{T}}{\log T})$. Before proceeding, we define two disjoint intervals $I_1 = [\hat{p} + \delta - \frac{1}{4}\Delta, \hat{p} + \delta + \frac{1}{4}\Delta]$, and $I_2 = [\hat{p} + \delta + \frac{3}{4}\Delta, \hat{p} + \delta + \frac{5}{4}\Delta]$. For each $t \geq 1$, let X_t be the following Bernoulli random variable: $X_t = 1$ if $p_t \in I_1$ and $X_t = 0$ otherwise. Then we have

$$\begin{aligned} R_{\theta_1}^\pi(T) + R_{\theta_2}^\pi(T) &\geq |\beta_{\max}| \sum_{t=1}^T \mathbb{E}_{\theta_1}^\pi [(p_t - \psi(\theta_1))^2] + |\beta_{\max}| \sum_{t=1}^T \mathbb{E}_{\theta_2}^\pi [(p_t - \psi(\theta_2))^2] \\ &\geq \frac{1}{16} |\beta_{\max}| \Delta^2 \sum_{t=1}^T (P_1^\pi(p_t \notin I_1) + P_2^\pi(p_t \notin I_2)) \\ &\geq \frac{1}{16} |\beta_{\max}| \Delta^2 \sum_{t=1}^T (P_1^\pi(X_t = 0) + P_2^\pi(X_t = 1)) \\ &\geq \frac{1}{32} |\beta_{\max}| \cdot e^{-KL(P_1^\pi, P_2^\pi)} \cdot T \Delta^2, \end{aligned} \quad (\text{EC.9})$$

where the third inequality holds since I_1 and I_2 are disjoint, and the last inequality follows from the Tsybakovs bound on minimax probability of error for two hypotheses (Theorem 2.2 in [Tsybakov \(2009\)](#)). Since $\pi \in \Pi_{\text{minimax}}^{\text{opt}}$, there exists some constant $K_0 > 0$ such that

$$R_{\theta_1}^\pi(T) + R_{\theta_2}^\pi(T) \leq K_0 \sqrt{T} \log T,$$

which together with the inequality (EC.9) implies

$$KL(P_1^\pi, P_2^\pi) \geq \log(\sqrt{T} \Delta^2) + \log\left(\frac{|\beta_{\max}|}{32K_0}\right) - \log \log T.$$

Thus, combining the above inequality with (EC.8) and letting $\Delta^2 = \frac{32K_0 e \log T}{|\beta_{\max}| \sqrt{T}}$, we have

$$\begin{aligned} R_{\theta_1}^\pi(T) &\geq |\beta_{\max}| \left(\frac{l^2 R^2}{4\beta_{\min}^2 \Delta^2} \left(\log(\sqrt{T} \Delta^2) + \log\left(\frac{|\beta_{\max}|}{32K_0}\right) - \log \log T \right) - \frac{\sqrt{T}}{\log T} \right) \\ &= |\beta_{\max}| \left(\frac{l^2 R^2 |\beta_{\max}|}{128K_0 e \beta_{\min}^2} - 1 \right) \frac{\sqrt{T}}{\log T}, \end{aligned}$$

where the identity follows from the choice of Δ . Therefore, when $\frac{l^2 R^2 |\beta_{\max}|}{128K_0 e \beta_{\min}^2} > 1$, $R_{\theta_1}^\pi(T) = \Omega(\frac{\sqrt{T}}{\log T})$.

Combining Step 1 and Step 2, we conclude that for any minimax-optimal policy $\pi \in \Pi_{\text{minimax}}^{\text{opt}}$,

$$\sup_{\theta \in \Theta: |\psi(\theta) - \hat{p}| \in [\frac{1}{2}\delta, \delta]} R_\theta^\pi(T) = \begin{cases} \Omega((\sqrt{T} \wedge \frac{T}{(n \wedge T)\delta^2}) \vee \log T), & \text{if } \delta \geq T^{-\frac{1}{4}}; \\ \Omega(T\delta^2 \vee \frac{\sqrt{T}}{\log T}), & \text{if } \delta < T^{-\frac{1}{4}}, \end{cases}$$

which completes the proof of Theorem 1. Q.E.D.

A.2. Proof of Theorem 2

As preparations, we first introduce the following result on the confidence set for the least square estimator $\hat{\theta}_t$, which is borrowed from Abbasi-Yadkori et al. (2011).

LEMMA EC.1 (Theorem 2 in Abbasi-Yadkori et al. 2011). *For any $0 < \epsilon < 1$,*

$$\mathbb{P}\left(\|\theta - \hat{\theta}_t\|_{V_{t,n}} \leq R\sqrt{2\log\left(\frac{1 + (1+u^2)(t+n)/\lambda}{\epsilon}\right)} + \sqrt{\lambda(\alpha_{\max}^2 + \beta_{\min}^2)}, \forall 1 \leq t \leq T\right) \geq 1 - \epsilon.$$

We are now ready to prove Theorem 2. Without loss of generality, we assume that $n = O(T)$, since otherwise, by using just $\Theta(T)$ offline data, the O3FU algorithm achieves the upper bound in Theorem 2. We next divide the proof into two steps by proving the problem-independent upper bound $O(\sqrt{T}\log T)$ and the problem-dependent upper bound $O(\frac{T(\log T)^2}{n(p^* - \bar{p})^2})$.

Step 1. In this step, we prove that the regret of the O3FU algorithm is $O(\sqrt{T}\log T)$. Let $x_t = [1 \ p_t]^T$ for each $t \geq 1$. For any $t \geq 2$, suppose $\theta \in C_{t-1}$, then we have

$$\begin{aligned} p^*(\alpha + \beta p^*) - p_t(\alpha + \beta p_t) &\leq p_t(\tilde{\alpha}_t + \tilde{\beta}_t p_t) - p_t(\alpha + \beta p_t) \\ &\leq u\|x_t\|_{V_{t-1,n}^{-1}} \cdot \|\tilde{\theta}_t - \theta\|_{V_{t-1,n}} \\ &\leq u\|x_t\|_{V_{t-1,n}^{-1}} \cdot w_{t-1} \end{aligned} \tag{EC.10}$$

where the first inequality follows from the definition of $(p_t, \tilde{\theta})$ in O3FU algorithm, the second inequality follows from Cauchy-Schwarz inequality, and the last inequality follows from $\tilde{\theta}_t \in C_{t-1}$. Therefore,

$$\begin{aligned} \sum_{t=2}^T (p^*(\alpha + \beta p^*) - p_t(\alpha + \beta p_t)) &\leq \sqrt{(T-1) \sum_{t=2}^T (p^*(\alpha + \beta p^*) - p_t(\alpha + \beta p_t))^2} \\ &\leq u\sqrt{(T-1)w_{T-1}^2 \sum_{t=2}^T \|x_t\|_{V_{t-1,n}^{-1}}^2}, \end{aligned} \tag{EC.11}$$

where the first inequality follows from Cauchy-Schwarz inequality, and the second inequality follows from the inequality (EC.10) and the fact that w_t increases in t . Next, we need to introduce an existing result from Abbasi-Yadkori et al. (2011), which will be used to bound the term $\sum_{t=1}^T \|x_t\|_{V_{t-1,n}^{-1}}^2$.

LEMMA EC.2 (Lemma 11 in Abbasi-Yadkori et al. 2011). *Let $\{X_t : t \geq 1\}$ be a sequence in \mathbb{R}^d , V be a $d \times d$ positive definite matrix and define $V_t = V + \sum_{s=1}^t X_s X_s^\top$. If $\|X_t\|_2 \leq L$ for all t and $\lambda_{\min}(V) \geq \max\{1, L^2\}$, then*

$$\sum_{t=1}^T \|X_t\|_{V_{t-1}^{-1}}^2 \leq 2\left(d \log \frac{\text{Tr}(V) + TL^2}{d} - \log \det V\right).$$

To apply the above Lemma EC.2, we let $d = 2$, $L = \sqrt{1 + u^2}$, $\lambda = 1 + u^2$,

$$X_t = \begin{bmatrix} 1 \\ p_t \end{bmatrix}, \quad V = \lambda I + n \begin{bmatrix} 1 & \hat{p} \\ \hat{p} & \hat{p}^2 \end{bmatrix}, \quad V_t = V + \sum_{s=1}^t \begin{bmatrix} 1 & p_s \\ p_s & p_s^2 \end{bmatrix}.$$

Then we have

$$\begin{aligned} \sum_{t=1}^T \|x_t\|_{V_{t-1,n}^{-1}}^2 &\leq 2 \left(2 \log \frac{(2\lambda + n(1 + \hat{p}^2)) + T(1 + u^2)}{2} - \log(\lambda(\lambda + n(1 + \hat{p}^2))) \right) \\ &\leq 2 \log \left(\frac{(1 + u^2)(2 + n + T)^2}{4(1 + l^2)(1 + n)} \right), \end{aligned}$$

which, combined with the inequality (EC.11), the definition of $w_T = O(\sqrt{T})$ and $n = O(T)$, implies that when $\theta \in C_{t-1}$ for any $t \geq 2$,

$$\sum_{t=2}^T (p^*(\alpha + \beta p^*) - p_t(\alpha + \beta p_t)) = O(\sqrt{T} \log T). \quad (\text{EC.12})$$

Therefore, by taking $\epsilon = \frac{1}{T}$ in Lemma EC.1, the regret of the O3FU π algorithm is upper bounded below:

$$\begin{aligned} &\sum_{t=1}^T \mathbb{E}[r_\theta(p^*) - r_\theta(p_t)] \\ &= \sum_{t=1}^T \mathbb{E}[(r_\theta(p^*) - r_\theta(p_t)) \cdot 1_{\{\theta \in C_s, \forall 1 \leq s \leq T-1\}}] + \sum_{t=1}^T \mathbb{E}[(-\beta)(p^* - p_t)^2 \cdot 1_{\{\exists 1 \leq s \leq T-1, \theta \notin C_s\}}] \\ &\leq O(\sqrt{T} \log T) + |\beta_{\min}|(u - l)^2 \sum_{t=1}^T \frac{1}{T} \\ &= O(\sqrt{T} \log T), \end{aligned}$$

where the inequality follows from (EC.12) and Lemma EC.1 with $\epsilon = \frac{1}{T}$.

Step 2. In this step, we prove that the regret of the O3FU algorithm is $O(\frac{T(\log T)^2}{n(p^* - \hat{p})^2})$. It suffices to show the case when $\delta \geq \frac{2\sqrt{\alpha_{\max}^2 + \beta_{\max}^2}}{\sqrt{2}\beta_{\max}} \cdot \frac{w_T}{n^{1/4}}$, since otherwise, $\frac{T(\log T)^2}{n\delta^2} \gtrsim \frac{T \log T}{\sqrt{n}} \gtrsim \sqrt{T} \log T$, and the upper bound in the RHS of (14) becomes $\Omega(\sqrt{T} \log T)$, which is already proved in Step 1.

Note that it suffices to bound the term $\sum_{t=1}^T \mathbb{E}[\|\theta - \tilde{\theta}_t\|^2]$. Since T_0 is an absolute constant, the result is trivial when $T \leq T_0$. We then consider $T \geq T_0$.

$$\begin{aligned} \sum_{t=2}^T \mathbb{E}[\|\theta - \tilde{\theta}_t\|^2] &= \sum_{t=2}^T \mathbb{E}[\|\theta - \tilde{\theta}_t\|^2 \cdot 1_{\{\forall s \in [T], \theta \in C_s\}}] + \sum_{t=2}^T \mathbb{E}[\|\theta - \tilde{\theta}_t\|^2 \cdot 1_{\{\exists 1 \leq s \leq T, \theta \notin C_s\}}] \\ &\leq \sum_{t=2}^T \mathbb{E}[\|\theta - \tilde{\theta}_t\|^2 \cdot 1_{\{U_{t,2}\}}] + \sum_{t=2}^T ((\alpha_{\max} - \alpha_{\min})^2 + (\beta_{\max} - \beta_{\min})^2) \frac{1}{T} \\ &\leq C_2 \sum_{t=2}^T \frac{w_{t-1}^2}{(n \wedge (t-1))(p^* - \hat{p})^2} + (\alpha_{\max} - \alpha_{\min})^2 + (\beta_{\max} - \beta_{\min})^2, \end{aligned}$$

where the first inequality follows from Lemma 1 and Lemma EC.1 with $\epsilon = \frac{1}{T}$, and C_2 is defined as

$$C_2 = \max \left\{ 4(u-l)^2, 2C_1, \frac{4((4u+1)^2+1)}{\min\{\frac{C_0^2}{4}, (1-\frac{\sqrt{2}}{2})^2\}} \right\}.$$

It is easy to verify $\sum_{t=2}^T \frac{w_{t-1}^2}{(n \wedge (t-1))(p^* - \hat{p})^2} = O(\frac{T(\log T)^2}{n(p^* - \hat{p})^2})$. This is because

$$\begin{aligned} \sum_{t=2}^T \frac{w_{t-1}^2}{(n \wedge (t-1))(p^* - \hat{p})^2} &= \sum_{t=1}^n \frac{w_t^2}{t(p^* - \hat{p})^2} + \sum_{t=n+1}^{T-1} \frac{w_t^2}{n(p^* - \hat{p})^2} \\ &= O\left(\frac{\log T \log n}{(p^* - \hat{p})^2}\right) + O\left(\frac{T \log T}{n(p^* - \hat{p})^2}\right), \end{aligned}$$

where the last identity holds since $w_t^2 = \Theta(\log T)$. Thus, we obtain $\sum_{t=2}^T \frac{w_{t-1}^2}{(n \wedge (t-1))(p^* - \hat{p})^2} = O(\frac{T(\log T)^2}{n(p^* - \hat{p})^2})$, which completes the proof. Q.E.D.

A.3. Proof of Lemma 1

When $t = 1$, since $p_1 = l \cdot \mathbb{I}\{\hat{p} > \frac{u+l}{2}\} + u \cdot \mathbb{I}\{\hat{p} \leq \frac{u+l}{2}\}$, then $|p_1 - \hat{p}| \geq \frac{u-l}{2} \geq \frac{1}{2}|p^* - \hat{p}|$. Thus, when $t = 1$, $U_{t,1}$ holds.

We next prove the following result: under the assumptions of Lemma 1, suppose for each $1 \leq s \leq t-1$ (for a fixed $2 \leq t \leq T$), the event $U_{s,1}$ holds, then $U_{t,1}$ and $U_{t,2}$ also hold. To this end, let $\Delta\alpha_t = \tilde{\alpha}_t - \alpha$, $\Delta\beta_t = \tilde{\beta}_t - \beta$, and $\gamma_t = \frac{\Delta\alpha_t}{\Delta\beta_t}$ (when $\Delta\beta_t \neq 0$). Since $\theta \in \mathcal{C}_{t-1}$ and $\tilde{\theta}_t \in \mathcal{C}_{t-1}$, we have $\|\tilde{\theta}_t - \theta\|_{V_{t-1,n}}^2 \leq 2(\|\tilde{\theta}_t - \hat{\theta}_{t-1}\|_{V_{t-1,n}}^2 + \|\theta - \hat{\theta}_{t-1}\|_{V_{t-1,n}}^2) \leq 2w_{t-1}^2$, which is equivalent to

$$\lambda((\Delta\alpha_t)^2 + (\Delta\beta_t)^2) + n(\Delta\alpha_t + \Delta\beta_t \hat{p})^2 + \sum_{s=1}^{t-1} (\Delta\alpha_t + \Delta\beta_t p_s)^2 \leq 2w_{t-1}^2. \quad (\text{EC.13})$$

We next divide the proof into three cases.

Case 1: $\Delta\beta_t = 0$. In this case, (EC.13) becomes $(\Delta\alpha_t)^2(\lambda + n + t - 1) \leq 2w_{t-1}^2$, and

$$\|\theta - \tilde{\theta}_t\|^2 = (\Delta\alpha_t)^2 + (\Delta\beta_t)^2 = (\Delta\alpha_t)^2 \leq \frac{2w_{t-1}^2}{n + t - 1}. \quad (\text{EC.14})$$

Therefore, (EC.14) implies that

$$\|\theta - \tilde{\theta}_t\|^2 \leq \frac{2w_{t-1}^2}{n \wedge (t-1)} \leq \frac{2(u-l)^2 w_{t-1}^2}{(n \wedge (t-1))(p^* - \hat{p})^2},$$

and

$$|\hat{p} - p_t| \geq |\hat{p} - p^*| - |p_t - p^*| \geq |\hat{p} - p^*| - \frac{\sqrt{\alpha_{\max}^2 + \beta_{\max}^2}}{\sqrt{2}\beta_{\max}} \cdot \frac{w_{t-1}}{\sqrt{n+t-1}} \geq |p^* - \hat{p}| - \frac{|p^* - \hat{p}|}{2n^{\frac{1}{4}}} \geq \frac{1}{2}|p^* - \hat{p}|,$$

where the second inequality follows from (EC.14) and Lipschitz continuity of the function $\psi(\cdot)$: $|\psi(\theta_1) - \psi(\theta_2)| \leq \frac{1}{2\beta_{\max}^2} \sqrt{\alpha_{\max}^2 + \beta_{\max}^2} \cdot \|\theta_1 - \theta_2\|$, and the third inequality holds since the assumption $\delta \geq \frac{2\sqrt{\alpha_{\max}^2 + \beta_{\max}^2}}{\sqrt{2}\beta_{\max}^2} \cdot \frac{w_T}{n^{1/4}}$ implies

$$\frac{w_{t-1}}{\sqrt{n+t-1}} \leq \frac{w_T}{\sqrt{n}} \leq \frac{\sqrt{2}\beta_{\max}^2 n^{\frac{1}{4}}}{2\sqrt{\alpha_{\max}^2 + \beta_{\max}^2} \cdot \sqrt{n}} \delta \leq \frac{\sqrt{2}\beta_{\max}^2 n^{\frac{1}{4}}}{2\sqrt{\alpha_{\max}^2 + \beta_{\max}^2} \cdot \sqrt{n}} |p^* - \hat{p}|. \quad (\text{EC.15})$$

Case 2: $\Delta\beta_t \neq 0$, $|\gamma_t| \geq 4u + 1$. In this case, we have

$$\|\theta - \tilde{\theta}_t\|^2 \leq \frac{2w_{t-1}^2(1 + \gamma_t^2)}{\lambda(1 + \gamma_t^2) + n(\gamma_t + \hat{p})^2 + \sum_{s=1}^{t-1}(\gamma_t + p_s)^2} \leq \frac{2w_{t-1}^2(1 + \gamma_t^2)}{n(\gamma_t + \hat{p})^2} \leq \frac{4w_{t-1}^2}{n}, \quad (\text{EC.16})$$

where the first inequality holds since $\|\theta - \tilde{\theta}_t\|^2 = (\Delta\beta_t)^2(1 + \gamma_t^2)$, and from (EC.13), we have

$$(\Delta\beta_t)^2 \leq \frac{2w_{t-1}^2}{\lambda(1 + \gamma_t^2) + n(\gamma_t + \hat{p})^2 + \sum_{s=1}^{t-1}(\gamma_t + p_s)^2},$$

and the last inequality follows from $1 + \gamma_t^2 \leq 2(\gamma_t + \hat{p})^2$, which is easily verified by noting $(\gamma_t + 2\hat{p})^2 \geq (|\gamma_t| - 2\hat{p})^2 \geq (2\hat{p} + 1)^2 \geq 2\hat{p}^2 + 1$. Then, (EC.16) implies that

$$\|\theta - \tilde{\theta}_t\|^2 \leq \frac{4(u - l)^2 w_{t-1}^2}{(n \wedge (t - 1))(p^* - \hat{p})^2},$$

and

$$|\hat{p} - p_t| \geq |\hat{p} - p^*| - |p_t - p^*| \geq |\hat{p} - p^*| - \frac{\sqrt{\alpha_{\max}^2 + \beta_{\max}^2}}{2\beta_{\max}^2} \frac{2w_{t-1}}{\sqrt{n}} \geq (1 - \frac{\sqrt{2}}{2})|p^* - \hat{p}|,$$

where the second inequality follows from Lipschitz continuity of $\psi(\cdot)$ and (EC.16), and the third inequality follows from (EC.15).

Case 3: $\Delta\beta_t \neq 0$, $|\gamma_t| < 4u + 1$. Recall the definitions of C_0 , C_1 and T_0 in (15):

$$C_0 = \frac{l|\beta_{\max}|}{u|\beta_{\min}|}, \quad C_1 = \frac{4(C_0 + 1)^2}{C_0^2} (1 + (4u + 1)^2), \quad T_0 = \min \left\{ t \in \mathbb{N} : w_t \geq \frac{\sqrt{C_1}\beta_{\max}^2}{\sqrt{2(\alpha_{\max}^2 + \beta_{\max}^2)}} \right\}.$$

Subcase 3.1: $1 + \gamma_t^2 \leq C_1 \frac{(\gamma_t + \hat{p})^2}{(\hat{p} - p^*)^2}$. In this subcase, since

$$\|\theta - \tilde{\theta}_t\|^2 \leq \frac{2w_{t-1}^2(1 + \gamma_t^2)}{n(\gamma_t + \hat{p})^2} \leq \frac{2C_1 w_{t-1}^2}{n(\hat{p} - p^*)^2},$$

then we have

$$\|\theta - \tilde{\theta}_t\|^2 \leq \frac{2C_1 w_{t-1}^2}{(n \wedge (t - 1))(\hat{p} - p^*)^2}.$$

In addition, since $T \geq T_0$, it follows that

$$\begin{aligned}
|p_t - \hat{p}| &\geq |p^* - \hat{p}| - |p_t - p^*| \\
&\geq |p^* - \hat{p}| - \frac{\sqrt{\alpha_{\max}^2 + \beta_{\max}^2}}{2\beta_{\max}^2} \frac{\sqrt{2C_1}w_{t-1}}{\sqrt{n}|\hat{p} - p^*|} \\
&\geq |p^* - \hat{p}| - \frac{\sqrt{C_1}\beta_{\max}^2}{2\sqrt{2(\alpha_{\max}^2 + \beta_{\max}^2)}w_T} |p^* - \hat{p}| \\
&\geq \frac{1}{2}|p^* - \hat{p}|,
\end{aligned}$$

where in the third inequality, we utilize the fact that $\delta \geq \frac{2\sqrt{\alpha_{\max}^2 + \beta_{\max}^2}}{\sqrt{2}\beta_{\max}^2} \cdot \frac{w_T}{n^{1/4}}$, and the last inequality follows from $T \geq T_0$ and the definition of T_0 .

Subcase 3.2: $1 + \gamma_t^2 > C_1 \frac{(\gamma_t + \hat{p})^2}{(\hat{p} - p^*)^2}$. In this subcase, we have

$$\begin{aligned}
\|\theta - \tilde{\theta}_t\|^2 &\leq \frac{2w_{t-1}^2(\gamma_t^2 + 1)}{n(\gamma_t + \hat{p})^2 + \sum_{s=1}^{t-1}(\gamma_t + p_s)^2} \\
&\leq \frac{4w_{t-1}^2(\gamma_t^2 + 1)}{\sum_{s=1}^{(t-1) \wedge n} (p_s - \hat{p})^2} \\
&\leq \frac{4w_{t-1}^2((4u+1)^2 + 1)}{(n \wedge (t-1)) \cdot \min\{(1 - \frac{\sqrt{2}}{2})^2, \frac{C_0^2}{4}\} \cdot (p^* - \hat{p})^2},
\end{aligned}$$

where the second inequality holds since $n(\gamma_t + \hat{p})^2 + \sum_{s=1}^{t-1}(\gamma_t + p_s)^2 \geq \sum_{s=1}^{n \wedge (t-1)} ((\gamma_t + p_s)^2 + (\gamma_t + \hat{p})^2) \geq \frac{1}{2} \sum_{s=1}^{n \wedge (t-1)} (p_s - \hat{p})^2$, and the last inequality follows from $|\gamma_t| \leq 4u+1$, and the inductive assumption: for each $1 \leq s \leq t-1$, $|p_s - \hat{p}| \geq \min\{1 - \frac{\sqrt{2}}{2}, \frac{C_0}{2}\} \cdot |p^* - \hat{p}|$. Now, it suffices to bound the term $|p_t - \hat{p}|$. If we can prove the following inequality:

$$|\gamma_t + p_t| \geq C_0|\gamma_t + p^*|, \quad (\text{EC.17})$$

then $|p_t - \hat{p}|$ can be bounded as follows:

$$\begin{aligned}
|p_t - \hat{p}| &\geq |p_t + \gamma_t| - |\gamma_t + \hat{p}| \\
&\geq C_0|\gamma_t + p^*| - |\gamma_t + \hat{p}| \\
&\geq C_0(|p^* - \hat{p}| - |\gamma_t + \hat{p}|) - |\gamma_t + \hat{p}| \\
&= C_0|p^* - \hat{p}| - (C_0 + 1)|\gamma_t + \hat{p}| \\
&\geq \left(C_0 - (C_0 + 1) \frac{\sqrt{1 + (4u+1)^2}}{\sqrt{C_1}}\right) |p^* - \hat{p}| \\
&\geq \frac{C_0}{2} |p^* - \hat{p}|,
\end{aligned}$$

where the second inequality follows from (EC.17), the fourth inequality follows from the assumption of Subcase 3.2, i.e., $1 + \gamma_t^2 > C_1 \frac{(\gamma_t + \hat{p})^2}{(\hat{p} - p^*)^2}$ and $|\gamma_t| \leq 4u+1$, and the last inequality follows from the definition of C_1 .

Finally, we prove the inequality (EC.17). We define

$$A_1 = p_t(\tilde{\alpha}_t + \tilde{\beta}_t p_t), \quad A_2 = p_t(\alpha + \beta p_t), \quad A_3 = p^*(\tilde{\alpha}_t + \tilde{\beta}_t p^*), \quad A_4 = p^*(\alpha + \beta p^*).$$

Recall that p_t and p^* are the maximizers of the following maximization problem:

$$p_t = \arg \max_{p \in [l, u]} p(\tilde{\alpha}_t + \tilde{\beta}_t p), \quad p^* = \arg \max_{p \in [l, u]} p(\alpha + \beta p),$$

then we have the following relationships for A_i for $1 \leq i \leq 4$:

$$A_1 \geq A_3, \tag{EC.18}$$

$$A_1 \geq A_4 \geq A_2. \tag{EC.19}$$

To show the inequality (EC.17), we consider the following two cases when $A_3 \geq A_2$ and $A_3 < A_2$. If $A_3 \geq A_2$, then we have

$$|\Delta\alpha_t + \Delta\beta_t p_t| = \frac{A_1 - A_2}{p_t} \geq \frac{A_4 - A_3}{p_t} = \frac{p^*}{p_t} |\Delta\alpha_t + \Delta\beta_t p^*| \geq \frac{l}{u} |\Delta\alpha_t + \Delta\beta_t p^*|, \tag{EC.20}$$

where the first inequality follows from $A_3, A_4 \in [A_2, A_1]$. Without loss of generality, we assume that $\Delta\beta_t > 0$, since otherwise, we can redefine $\Delta\alpha_t$ and $\Delta\beta_t$ as $\alpha - \tilde{\alpha}_t$ and $\beta - \tilde{\beta}_t$ respectively, and the proof will be similar. Therefore, by dividing $\Delta\beta_t$ on both sides of (EC.20), we get the inequality (EC.17). If $A_3 < A_2$,

$$\begin{aligned} |\Delta\alpha_t + \Delta\beta_t p_t| &= \frac{A_1 - A_2}{p_t} \geq \frac{A_4 - A_2}{p_t} = \frac{-\beta(p^* - p_t)^2}{p_t} = \frac{-\beta p^*}{-\tilde{\beta}_t p_t} \cdot \frac{-\tilde{\beta}_t (p^* - p_t)^2}{p^*} \\ &\geq \frac{l|\beta_{\max}|}{u|\beta_{\min}|} \cdot \frac{A_1 - A_3}{p^*} \geq \frac{l|\beta_{\max}|}{u|\beta_{\min}|} \cdot \frac{A_4 - A_3}{p^*} = \frac{l|\beta_{\max}|}{u|\beta_{\min}|} \cdot |\Delta\alpha_t + \Delta\beta_t p^*|, \end{aligned} \tag{EC.21}$$

where the second identity and the second inequality follow from the property of quadratic functions. By dividing $\Delta\beta_t$ (> 0 by assumption) on both sides of (EC.21), the inequality (EC.17) holds.

Combining Cases 1–3, we conclude that

$$\begin{aligned} |p_t - \hat{p}| &\geq \min \left\{ 1 - \frac{\sqrt{2}}{2}, \frac{C_0}{2} \right\} \cdot |p^* - \hat{p}|, \\ \|\theta - \tilde{\theta}_t\|^2 &\leq \max \left\{ 4(u-l)^2, 2C_1, \frac{4((4u+1)^2 + 1)}{\min\{\frac{C_0^2}{4}, (1 - \frac{\sqrt{2}}{2})^2\}} \right\} \cdot \frac{w_{t-1}^2}{(n \wedge (t-1))(p^* - \hat{p})^2}, \end{aligned}$$

i.e., $U_{t,1}$ and $U_{t,2}$ hold, which completes the inductive arguments. Q.E.D.

Appendix B. Proofs of Statements in Section 5

B.1. Proof of Theorem 3

Similar to the proof of Theorem 1, we consider normal random noise with standard deviation R .

Step 1. In the first step, we prove the following result: for any admissible policy $\pi \in \Pi_{\text{minimax}}^{\text{opt}}$,

$$\sup_{\theta \in \Theta_0(\delta)} R_{\theta}^{\pi}(T, n, \delta, \sigma) = \Omega\left(\sqrt{T} \wedge \frac{T}{\delta^{-2} + n\sigma^2 + (n \wedge T)\delta^2}\right), \quad (\text{EC.22})$$

where $\Theta_0(\delta) = \{\theta \in \Theta : \psi(\theta) - \hat{p} \in [\frac{\delta}{2}, \delta]\}$. When (i) $\delta \geq T^{-\frac{1}{4}}(\log T)^{-\frac{1}{2}}$; or (ii) $\delta < T^{-\frac{1}{4}}(\log T)^{-\frac{1}{2}}$ and $n\sigma^2 > \frac{\sqrt{T}}{\log T}$, (EC.22) provides the desired lower bound in Theorem 3.

To prove (EC.22), it suffices to show that $\sup_{\theta \in \Theta_0(\delta)} R_{\theta}^{\pi}(T, n, \delta, \sigma)$ is lower bounded by $\Omega(\sqrt{T} \wedge \frac{T}{\delta^{-2} + n\sigma^2 + n\delta^2})$ and $\Omega(\sqrt{T} \wedge \frac{T}{\delta^{-2} + n\sigma^2 + T\delta^2})$. The proofs of these two bounds are similar to (EC.1) in the proof of Theorem 1, and we only highlight the difference here. For the first lower bound $\Omega(\sqrt{T} \wedge \frac{T}{\delta^{-2} + n\sigma^2 + n\delta^2})$, by defining a similar prior distribution q as (EC.2), we have

$$\begin{aligned} \sum_{t=1}^T \mathbb{E}_q[\mathbb{E}_{\theta}^{\pi}[(p_t - \psi(\theta))^2]] &\geq \sum_{t=2}^T \frac{R^2 \alpha_{\min}^2 / (4\beta_{\min}^2)}{R^2 \mathcal{I}(q) + \sum_{i=1}^n \mathbb{E}_q[(\hat{p}_i - \psi(\theta))^2] + \sum_{s=1}^{t-1} \mathbb{E}_q[\mathbb{E}_{\theta}^{\pi}[(p_s - \psi(\theta))^2]]} \\ &\geq \sum_{t=2}^T \frac{R^2 \alpha_{\min}^2 / (4\beta_{\min}^2)}{R^2 \mathcal{I}(q) + 2n\sigma^2 + 2n\delta^2 + \sum_{s=1}^{t-1} \mathbb{E}_q[\mathbb{E}_{\theta}^{\pi}[(p_s - \psi(\theta))^2]]} \\ &\geq \frac{(T-1)R^2 \alpha_{\min}^2 / (4\beta_{\min}^2)}{R^2 \mathcal{I}(q) + 2n\sigma^2 + 2n\delta^2 + \sum_{s=1}^{t-1} \mathbb{E}_q[\mathbb{E}_{\theta}^{\pi}[(p_s - \psi(\theta))^2]]}, \end{aligned} \quad (\text{EC.23})$$

where the second inequality follows from $\sum_{i=1}^n (\hat{p}_i - p^*)^2 \leq 2 \sum_{i=1}^n (\hat{p}_i - \bar{p}_{1:n})^2 + 2n(\bar{p}_{1:n} - p^*)^2 \leq 2n\sigma^2 + 2n\delta^2$. Since $\mathcal{I}(q) = \Theta(\delta^{-2})$, the first lower bound $\Omega(\sqrt{T} \wedge \frac{T}{\delta^{-2} + n\sigma^2 + n\delta^2})$ can be proved. For the second lower bound $\Omega(\sqrt{T} \wedge \frac{T}{\delta^{-2} + n\sigma^2 + T\delta^2})$, letting $C(\theta) = (-\bar{p}_{1:n}, 1)$ and applying the multivariate van Trees inequality to the prior distribution q defined in (EC.2), we have

$$\begin{aligned} \mathbb{E}_q[\mathbb{E}_{\theta}^{\pi}[(p_t - \psi(\theta))^2]] &\geq \frac{(\mathbb{E}_q[C(\theta)^{\top} \frac{\partial \psi}{\partial \theta}])^2}{\mathcal{I}(q) + \mathbb{E}_q[C(\theta)^{\top} \mathcal{I}_{t-1}^{\pi}(\theta) C(\theta)]} \\ &\geq \frac{R^2(\alpha_{\min} + \beta_{\min} \bar{p}_{1:n})^2 / (4\beta_{\min}^2)}{R^2 \mathcal{I}(q) + \sum_{i=1}^n (\hat{p}_i - \bar{p}_{1:n})^2 + \sum_{s=1}^{t-1} \mathbb{E}_q[\mathbb{E}_{\theta}^{\pi}[(p_s - \bar{p}_{1:n})^2]]} \\ &\geq \frac{R^2(\alpha_{\min} + \beta_{\min} \bar{p}_{1:n})^2 / (4\beta_{\min}^2)}{R^2 \mathcal{I}(q) + n\sigma^2 + 2(t-1)\delta^2 + 2 \sum_{s=1}^{t-1} \mathbb{E}_{\bar{q}}[\mathbb{E}_{\theta}^{\pi}[(p_s - p^*)^2]]}, \end{aligned}$$

where the second inequality follows from $(p_s - \bar{p}_{1:n})^2 \leq 2(p_s - p^*)^2 + 2(\bar{p}_{1:n} - p^*)^2$. Again noting that $\mathcal{I}(q) = \Theta(\delta^{-2})$, we conclude that the regret is lower bounded by $\Omega(\sqrt{T} \wedge \frac{T}{\delta^{-2} + n\sigma^2 + T\delta^2})$.

Step 2. In this step, we complete the proof by showing that when $\delta < T^{-\frac{1}{4}}(\log T)^{-\frac{1}{2}}$ and $n\sigma^2 < \frac{\sqrt{T}}{\log T}$, for any minimax-optimal policy $\pi \in \Pi_{\text{minimax}}^{\text{opt}}$,

$$R^{\pi}(T, n, \delta, \sigma) = \Omega\left(\frac{\sqrt{T}}{\log T}\right). \quad (\text{EC.24})$$

The proof of the above (EC.24) is similar to (EC.7) in the proof of Theorem 1. For completeness, the details are illustrated as follows. We first define two two vectors of demand parameters $\theta_1 = (\alpha_1, \beta_1)$ and $\theta_2 = (\alpha_2, \beta_2)$ as follows:

$$-\frac{\alpha_1}{2\beta_1} = \bar{p}_{1:n} + \delta, \quad -\frac{\alpha_2}{2\beta_2} = \bar{p}_{1:n} + \delta + \Delta, \quad \alpha_1 - \alpha_2 = -(\beta_1 - \beta_2)\bar{p}_{1:n}, \quad (\text{EC.25})$$

where $\Delta > 0$ is to be determined. We consider P_1^π, P_2^π as the two probability measures induced by the common policy π and two demand parameters θ_1 and θ_2 respectively. That is, for each $i = 1, 2$,

$$P_i^\pi(\hat{D}_1, \dots, \hat{D}_n, D_1, \dots, D_T) = \Pi_{t=1}^n \left(\frac{1}{R} \phi \left(\frac{\hat{D}_t - (\alpha_i + \beta_i \hat{p}_t)}{R} \right) \right) \cdot \Pi_{t=1}^T \left(\frac{1}{R} \phi \left(\frac{D_t - (\alpha_i + \beta_i p_t)}{R} \right) \right).$$

It is easily verified that the KL divergence between P_1^π and P_2^π is

$$\begin{aligned} KL(P_1^\pi, P_2^\pi) &= \frac{1}{2R^2} \left(\sum_{i=1}^n ((\alpha_1 - \alpha_2) + (\beta_1 - \beta_2) \hat{p}_i)^2 + \sum_{t=1}^T \mathbb{E}_{\theta_1}^\pi [((\alpha_1 - \alpha_2) + (\beta_1 - \beta_2) p_t)^2] \right) \\ &= \frac{(\beta_1 - \beta_2)^2}{2R^2} \left(\sum_{i=1}^n (\hat{p}_i - \bar{p}_{1:n})^2 + \sum_{t=1}^T \mathbb{E}_{\theta_1}^\pi [(p_t - \bar{p}_{1:n})^2] \right) \\ &\leq \frac{(\beta_1 - \beta_2)^2}{2R^2} \left(n\sigma^2 + 2 \sum_{t=1}^T \mathbb{E}_{\theta_1}^\pi [(p_t - \psi(\theta_1))^2] + 2T\delta^2 \right), \end{aligned}$$

where the second identity follows from the third equation in (EC.25). Therefore, we have

$$\begin{aligned} \sum_{t=1}^T \mathbb{E}_{\theta_1}^\pi [(p_t - \psi(\theta_1))^2] &\geq \frac{R^2}{(\beta_1 - \beta_2)^2} KL(P_1^\pi, P_2^\pi) - \frac{n\sigma^2}{2} - T\delta^2 \\ &\geq \frac{R^2}{(\beta_1 - \beta_2)^2} KL(P_1^\pi, P_2^\pi) - \frac{3}{2} \frac{\sqrt{T}}{\log T}. \end{aligned} \quad (\text{EC.26})$$

On the other hand, we have

$$\frac{1}{32} e^{-KL(P_1^\pi, P_2^\pi)} \cdot T\Delta^2 \leq \sum_{t=1}^T \mathbb{E}_{\theta_1}^\pi [(p_t - \psi(\theta_1))^2] + \sum_{t=1}^T \mathbb{E}_{\theta_2}^\pi [(p_t - \psi(\theta_1))^2] \leq 2K_0 \sqrt{T} \log T, \quad (\text{EC.27})$$

where the first follows from Theorem 2.2 in [Tsybakov \(2009\)](#), the second inequality follows from the assumption on the policy π . Therefore, (EC.27) implies

$$KL(P_1^\pi, P_2^\pi) \geq \log \left(\frac{\sqrt{T}\Delta^2}{64K_0 \log T} \right).$$

From the inequality (EC.26), the regret can be lower bounded by

$$\begin{aligned} \sum_{t=1}^T \mathbb{E}_{\theta_1}^\pi [(p_t - \psi(\theta_1))^2] &\geq \frac{R^2}{(\beta_1 - \beta_2)^2} \log \left(\frac{\sqrt{T}\Delta^2}{64K_0 \log T} \right) - \frac{3}{2} \frac{\sqrt{T}}{\log T} \\ &\geq \frac{R^2 u^2}{4\beta_{\min}^2 \Delta^2} \log \left(\frac{\sqrt{T}\Delta^2}{64K_0 \log T} \right) - \frac{3}{2} \frac{\sqrt{T}}{\log T} \\ &= \left(\frac{u^2 R^2}{256K_0 \beta_{\min}^2 e} - \frac{3}{2} \right) \frac{\sqrt{T}}{\log T}, \end{aligned}$$

where the second inequality holds since $(\beta_1 - \beta_2)^2 = \frac{4\beta_2^2 \Delta^2}{(\bar{p}_{1:n} + \delta)^2}$ from (EC.25), and the identity holds by letting $\Delta = \frac{64K_0 e \log T}{\sqrt{T}}$. Therefore, when $\frac{u^2 R^2}{256K_0 \beta_{\min}^2 e} > \frac{3}{2}$, $R_{\theta_1}^\pi(T) = \Omega\left(\frac{\sqrt{T}}{\log T}\right)$.

Combining Step 1 and Step 2, we conclude that for any minimax-optimal policy $\pi \in \Pi_{\text{minimax}}^{\text{opt}}$,

$$\sup_{\theta \in \Theta: |\psi(\theta) - \bar{p}_{1:n}| \in [\frac{1}{2}\delta, \delta]} R_{\theta}^{\pi}(T) = \begin{cases} \Omega\left(\sqrt{T} \wedge \frac{T}{\delta^{-2} + (n \wedge T)\delta^2 + n\sigma^2}\right), & \text{if } \delta \geq T^{-\frac{1}{4}}(\log T)^{-\frac{1}{2}}, \\ \Omega(T\delta^2 \wedge \frac{T}{n\sigma^2}), & \text{if } \delta < T^{-\frac{1}{4}}(\log T)^{-\frac{1}{2}}, \text{ and } n\sigma^2 > \frac{\sqrt{T}}{\log T}, \\ \Omega(\frac{\sqrt{T}}{\log T}), & \text{if } \delta < T^{-\frac{1}{4}}(\log T)^{-\frac{1}{2}}, \text{ and } n\sigma^2 < \frac{\sqrt{T}}{\log T}, \end{cases}$$

which completes the proof of Theorem 3. Q.E.D.

B.2. Proof of Theorem 4

The proof will be divided into two steps by showing the upper bound $O(\sqrt{T} \log T)$ and $O(\frac{T(\log T)^2}{n\sigma^2 + (n \wedge T)(p^* - \bar{p})^2})$ respectively.

Step 1. Lemma EC.1 and the inequalities (EC.10) and (EC.11) continue to hold by replacing each design matrix $V_{t-1,n}$ with that defined in Algorithm 2. To apply Lemma EC.2 to the RHS of the inequality (EC.11), we just let $d = 2$, $L = \sqrt{1 + u^2}$, $\lambda = 1 + u^2$,

$$X_t = \begin{bmatrix} 1 \\ p_t \end{bmatrix}, \quad V = \lambda I + \sum_{k=1}^K n_k \begin{bmatrix} 1 & \hat{p}_k \\ \hat{p}_k & \hat{p}_k^2 \end{bmatrix}, \quad V_t = V + \sum_{s=1}^t \begin{bmatrix} 1 & p_s \\ p_s & p_s^2 \end{bmatrix}.$$

Then we get

$$\begin{aligned} \sum_{t=1}^T \|x_t\|_{V_{t-1,n}^{-1}}^2 &\leq 2 \left(2 \log \frac{(2\lambda + \sum_{i=1}^n (1 + \hat{p}_i^2)) + T(1 + u^2)}{2} - \log \left(\lambda \left(\lambda + \sum_{i=1}^n (1 + \hat{p}_i^2) \right) \right) \right) \\ &\leq 2 \log \left(\frac{(1 + u^2)(2 + n + T)^2}{4(1 + l^2)(1 + n)} \right). \end{aligned}$$

The remaining proof remains the same as Theorem 2, and is therefore omitted.

Step 2. In this step, we prove the regret upper bound $O(\frac{T(\log T)^2}{n\sigma^2 + (n \wedge T)(p^* - \bar{p}_{1:n})^2})$. Note that it suffices to consider the case when $n\sigma^2 + (n \wedge T)(p^* - \bar{p}_{1:n})^2 \geq \Omega(\sqrt{T} \log T)$, since otherwise, $O((\sqrt{T} \log T) \wedge \frac{T(\log T)^2}{n\sigma^2 + (n \wedge T)(p^* - \bar{p}_{1:n})^2}) = O(\sqrt{T} \log T)$, which is already proved in Step 1. Then it is easily verified only two cases can happen under this assumption: (1) $n\sigma^2 \lesssim (n \wedge T)(p^* - \bar{p}_{1:n})^2$, $|p^* - \bar{p}_{1:n}| \gtrsim T^{-\frac{1}{4}}$; (2) $n\sigma^2 \gtrsim (n \wedge T)(p^* - \bar{p}_{1:n})^2$. We next prove the result for these two cases respectively.

Case 1. $n\sigma^2 \lesssim (n \wedge T)(p^* - \bar{p}_{1:n})^2$, $|p^* - \bar{p}_{1:n}| \gtrsim T^{-\frac{1}{4}}$. In this case, it follows that $\sigma \lesssim |p^* - \bar{p}_{1:n}|$, and $|p^* - \bar{p}_{1:n}| \gtrsim \frac{T^{1/4} \log T}{n^{1/2}}$, which satisfy the conditions in Lemma 2. By applying Lemma 2, we have

$$\begin{aligned} \sum_{t=2}^T \mathbb{E}[\|\theta - \tilde{\theta}_t\|^2] &= \sum_{t=2}^T \mathbb{E}[\|\theta - \tilde{\theta}_t\|^2 \cdot 1_{\{\forall s \in [t], \theta \in \mathcal{C}_s\}}] + \sum_{t=2}^T \mathbb{E}[\|\theta - \tilde{\theta}_t\|^2 \cdot 1_{\{\exists 1 \leq s \leq t, \theta \notin \mathcal{C}_s\}}] \\ &\leq \sum_{t=2}^T \mathbb{E}[\|\theta - \tilde{\theta}_t\|^2 \cdot 1_{\{U_{t,4}\}}] + \sum_{t=2}^T ((\alpha_{\max} - \alpha_{\min})^2 + (\beta_{\max} - \beta_{\min})^2) \frac{1}{T} \\ &\leq C_3 \sum_{t=2}^T \frac{w_{t-1}^2}{(n \wedge (t-1))(p^* - \bar{p}_{1:n})^2 + n\sigma^2} + (\alpha_{\max} - \alpha_{\min})^2 + (\beta_{\max} - \beta_{\min})^2, \end{aligned}$$

where the first inequality follows from Lemma 2 and Lemma EC.1 with $\epsilon = \frac{1}{T}$. We now show that $\sum_{t=2}^T \frac{w_{t-1}^2}{(n \wedge (t-1))(p^* - \bar{p}_{1:n})^2 + n\sigma^2} = O\left(\frac{T(\log T)^2}{(n \wedge T)(p^* - \bar{p}_{1:n})^2 + n\sigma^2}\right)$. When $n \geq T$, we have

$$\begin{aligned} \sum_{t=1}^{T-1} \frac{w_t^2}{n\sigma^2 + (n \wedge t)(p^* - \bar{p}_{1:n})^2} &\leq w_T^2 \sum_{t=1}^{T-1} \frac{1}{t(p^* - \bar{p}_{1:n})^2 + n\sigma^2} \\ &= O\left(\frac{(\log T + \log n) \cdot \log(T(p^* - \bar{p}_{1:n})^2 + n\sigma^2)}{(p^* - \bar{p}_{1:n})^2}\right) \\ &= O\left(\frac{T(\log T)^2}{(n \wedge T)(p^* - \bar{p}_{1:n})^2 + n\sigma^2}\right), \end{aligned}$$

where the first identity follows from $w_T^2 = \Theta(\log T + \log n)$, the second identity follows from $n\sigma^2 \lesssim T(p^* - \bar{p}_{1:n})^2$. When $n < T$, we have

$$\begin{aligned} \sum_{t=1}^{T-1} \frac{w_t^2}{n\sigma^2 + (n \wedge t)(p^* - \bar{p}_{1:n})^2} &= \sum_{t=1}^n \frac{w_t^2}{n\sigma^2 + t(p^* - \bar{p}_{1:n})^2} + \sum_{t=n+1}^{T-1} \frac{w_t^2}{n\sigma^2 + n(p^* - \bar{p}_{1:n})^2} \\ &= O\left(\frac{(\log T + \log n) \cdot \log(n(p^* - \bar{p}_{1:n})^2 + n\sigma^2)}{(p^* - \bar{p}_{1:n})^2}\right) + O\left(\frac{T(\log T + \log n)}{n\sigma^2 + n(p^* - \bar{p}_{1:n})^2}\right) \\ &= O\left(\frac{T(\log T)^2}{n\sigma^2 + (n \wedge T)(p^* - \bar{p}_{1:n})^2}\right). \end{aligned}$$

Case 2. $n\sigma^2 \gtrsim (n \wedge T)(p^* - \bar{p}_{1:n})^2$. In this case, to prove the regret upper bound, we first establish the following lemma, whose proof is deferred to the Appendix B.4.

LEMMA EC.3. Suppose $\theta \in \mathcal{C}_t$ for each $t \in [T]$, then for each $2 \leq t \leq T$,

$$\|\theta - \tilde{\theta}_t\|^2 \leq 2((4u+1)^2 + 1) \frac{w_{t-1}^2}{n\sigma^2}.$$

Based on the above Lemma EC.3, we have

$$\begin{aligned} \sum_{t=2}^T \mathbb{E}[\|\theta - \tilde{\theta}_t\|^2] &= \sum_{t=2}^T \mathbb{E}\left[\|\theta - \tilde{\theta}_t\|^2 \cdot 1_{\{\forall s \in [T], \theta \in \mathcal{C}_s\}}\right] + \sum_{t=2}^T \mathbb{E}\left[\|\theta - \tilde{\theta}_t\|^2 \cdot 1_{\{\exists 1 \leq s \leq T, \theta \notin \mathcal{C}_s\}}\right] \\ &\leq 2((4u+1)^2 + 1) \sum_{t=2}^T \frac{w_{t-1}^2}{n\sigma^2} + \sum_{t=2}^T ((\alpha_{\max} - \alpha_{\min})^2 + (\beta_{\max} - \beta_{\min})^2) \frac{1}{T} \\ &= O\left(\frac{T \log T}{n\sigma^2 + (n \wedge T)(p^* - \bar{p}_{1:n})^2}\right), \end{aligned}$$

where the inequality follows from Lemmas EC.1 and EC.3, and in the second identity, we utilize $n\sigma^2 \gtrsim (n \wedge T)(p^* - \bar{p}_{1:n})^2$. Q.E.D.

B.3. Proof of Lemma 2

When $t = 1$, since $p_1 = l \cdot \mathbb{I}\{\bar{p}_{1:n} > \frac{u+l}{2}\} + u \cdot \mathbb{I}\{\bar{p}_{1:n} \leq \frac{u+l}{2}\}$, then $|p_1 - \bar{p}_{1:n}| \geq \frac{u-l}{2} \geq \frac{1}{2}|p^* - \bar{p}_{1:n}|$. Thus, when $t = 1$, $U_{t,3}$ holds.

We next prove the following result: under the conditions of Lemma 2, suppose for each $1 \leq s \leq t-1$ (for a fixed $2 \leq t \leq T$), the event $U_{s,3}$ holds, then $U_{t,3}$ and $U_{t,4}$ also hold. Let $\Delta\alpha_t = \tilde{\alpha}_t - \alpha$, $\Delta\beta_t = \tilde{\beta}_t - \beta$, and $\gamma_t = \frac{\Delta\alpha_t}{\Delta\beta_t}$ (when $\Delta\beta_t \neq 0$). Note that the following generalized version of the inequality (EC.13) holds:

$$\lambda((\Delta\alpha_t)^2 + (\Delta\beta_t)^2) + \sum_{i=1}^n (\Delta\alpha_t + \Delta\beta_t \hat{p}_i)^2 + \sum_{s=1}^{t-1} (\Delta\alpha_t + \Delta\beta_t p_s)^2 \leq 2w_{t-1}^2. \quad (\text{EC.28})$$

Similar to the proof of Lemma 1, we also divide the proof into three cases.

Case 1: $\Delta\beta_t = 0$. In this case, (EC.28) becomes $(\Delta\alpha_t)^2(\lambda + n + t - 1) \leq 2w_{t-1}^2$, and

$$\|\theta - \tilde{\theta}_t\|^2 = (\Delta\alpha_t)^2 + (\Delta\beta_t)^2 = (\Delta\alpha_t)^2 \leq \frac{2w_{t-1}^2}{n + t - 1}. \quad (\text{EC.29})$$

Therefore, combining $\sigma \leq u - l$, $|p^* - \hat{p}| \leq u - l$, and (EC.29), we obtain

$$\|\theta - \tilde{\theta}_t\|^2 \leq \frac{4(u - l)^2 w_{t-1}^2}{(n \wedge (t - 1))(p^* - \bar{p}_{1:n})^2 + n\sigma^2}.$$

In addition, (EC.29) also implies

$$|\bar{p}_{1:n} - p_t| \geq |\bar{p}_{1:n} - p^*| - |p_t - p^*| \geq |\bar{p}_{1:n} - p^*| - \frac{\sqrt{\alpha_{\max}^2 + \beta_{\max}^2}}{2\beta_{\max}^2} \cdot \frac{\sqrt{2}w_{t-1}}{\sqrt{n + t - 1}} \geq \frac{1}{2}|p^* - \bar{p}_{1:n}|,$$

where the second inequality follows from (EC.29) and Lipschitz continuity of the function $\psi(\cdot)$, and the last inequality holds since from the assumption of $\delta \geq \frac{\sqrt{2(\alpha_{\max}^2 + \beta_{\max}^2)}}{\beta_{\max}^2} \cdot \frac{T^{1/4}w_T}{n^{1/2}}$, we have

$$\frac{w_{t-1}}{\sqrt{n + t - 1}} \leq \frac{w_T}{\sqrt{n}} \leq \frac{\beta_{\max}^2 \delta}{\sqrt{2(\alpha_{\max}^2 + \beta_{\max}^2)}T^{1/4}} \leq \frac{\beta_{\max}^2}{\sqrt{2(\alpha_{\max}^2 + \beta_{\max}^2)}}|p^* - \bar{p}_{1:n}|. \quad (\text{EC.30})$$

Case 2: $\Delta\beta_t \neq 0$, $|\gamma_t| \geq 4u + 1$. In this case, we have

$$\|\theta - \tilde{\theta}_t\|^2 \leq \frac{2w_{t-1}^2(1 + \gamma_t^2)}{\lambda(1 + \gamma_t^2) + \sum_{i=1}^n (\gamma_t + \hat{p}_i)^2 + \sum_{s=1}^{t-1} (\gamma_t + p_s)^2} \leq \frac{2w_{t-1}^2(1 + \gamma_t^2)}{n(\gamma_t + \bar{p}_{1:n})^2} \leq \frac{4w_{t-1}^2}{n}, \quad (\text{EC.31})$$

where the second inequality holds since $\sum_{i=1}^n (\gamma_t + \hat{p}_i)^2 \geq n(\gamma_t + \bar{p}_{1:n})^2$, and the last inequality follows from $1 + \gamma_t^2 \leq 2(\gamma_t + \bar{p}_{1:n})^2$, which is easily verified by noting $(\gamma_t + 2\bar{p}_{1:n})^2 \geq (|\gamma_t| - 2\bar{p}_{1:n})^2 \geq (2\bar{p}_{1:n} + 1)^2 \geq 2\bar{p}_{1:n}^2 + 1$. Then, (EC.31) implies

$$\|\theta - \tilde{\theta}_t\|^2 \leq \frac{8(u - l)^2 w_{t-1}^2}{(n \wedge (t - 1))(p^* - \bar{p}_{1:n})^2 + n\sigma^2},$$

and in addition,

$$|\bar{p}_{1:n} - p_t| \geq |\bar{p}_{1:n} - p^*| - |p_t - p^*| \geq |\bar{p}_{1:n} - p^*| - \frac{\sqrt{\alpha_{\max}^2 + \beta_{\max}^2}}{2\beta_{\max}^2} \frac{2w_{t-1}}{\sqrt{n}} \geq (1 - \frac{\sqrt{2}}{2})|p^* - \bar{p}_{1:n}|,$$

where the last inequality follows from (EC.30).

Case 3: $\Delta\beta_t \neq 0$, $|\gamma_t| < 4u + 1$. Recall the definitions of C_0 and C_1 :

$$C_0 = \frac{l|\beta_{\max}|}{u|\beta_{\min}|}, \quad C_1 = \frac{4(C_0 + 1)^2}{C_0^2}(1 + (4u + 1)^2).$$

Subcase 3.1: $1 + \gamma_t^2 \leq C_1 \frac{(\gamma_t + \bar{p}_{1:n})^2}{(\bar{p}_{1:n} - p^*)^2}$. In this subcase, we have

$$\|\theta - \tilde{\theta}_t\|^2 \leq \frac{2w_{t-1}^2(1 + \gamma_t^2)}{n(\gamma_t + \bar{p}_{1:n})^2} \leq \frac{2C_1 w_{t-1}^2}{n(p^* - \bar{p}_{1:n})^2}. \quad (\text{EC.32})$$

From the assumption of $\sigma \leq \delta$, we have

$$\|\theta - \tilde{\theta}_t\|^2 \leq \frac{4C_1 w_{t-1}^2}{n(p^* - \bar{p}_{1:n})^2 + n\sigma^2} \leq \frac{4C_1 w_{t-1}^2}{(n \wedge (t-1))(p^* - \bar{p}_{1:n})^2 + n\sigma^2},$$

and in addition,

$$\begin{aligned} |p_t - \bar{p}_{1:n}| &\geq |p^* - \bar{p}_{1:n}| - |p_t - p^*| \\ &\geq |p^* - \bar{p}_{1:n}| - \frac{\sqrt{\alpha_{\max}^2 + \beta_{\max}^2}}{2\beta_{\max}^2} \frac{\sqrt{2C_1} w_{t-1}}{\sqrt{n}|p^* - \bar{p}_{1:n}|} \\ &\geq |p^* - \bar{p}_{1:n}| - \frac{\sqrt{C_1}}{2T^{1/4}} \\ &\geq \frac{1}{2}|p^* - \bar{p}_{1:n}|, \end{aligned}$$

where the third inequality follows from (EC.30), and in the last inequality, we utilize the assumption of $\delta \geq \sqrt{C_1} T^{-1/4}$.

Subcase 3.2: $1 + \gamma_t^2 > C_1 \frac{(\gamma_t + \bar{p}_{1:n})^2}{(\bar{p}_{1:n} - p^*)^2}$. In this subcase, we have

$$\|\theta - \tilde{\theta}_t\|^2 \leq \frac{2w_{t-1}^2(\gamma_t^2 + 1)}{\lambda(\gamma_t^2 + 1) + \sum_{i=1}^n (\gamma_t + \hat{p}_i)^2 + \sum_{s=1}^{t-1} (\gamma_t + p_s)^2} \leq \frac{2w_{t-1}^2((4u^2 + 1)^2 + 1)}{\sum_{i=1}^n (\gamma_t + \hat{p}_i)^2 + \sum_{s=1}^{t-1} (\gamma_t + p_s)^2}.$$

To proceed, we establish the following inequality:

$$\sum_{i=1}^n (\gamma_t + \hat{p}_i)^2 + \sum_{s=1}^{t-1} (\gamma_t + p_s)^2 \geq n\sigma^2 + (n \wedge (t-1)) \min \left\{ \left(1 - \frac{\sqrt{2}}{2}\right)^2, \frac{C_0^2}{4} \right\} \cdot (p^* - \bar{p}_{1:n})^2. \quad (\text{EC.33})$$

Note that $\sum_{i=1}^n (\gamma_t + \hat{p}_i)^2 + \sum_{s=1}^{t-1} (\gamma_t + p_s)^2$ is convex in γ_t and is minimized at $\gamma_t = -\frac{\sum_{i=1}^n \hat{p}_i + \sum_{s=1}^{t-1} p_s}{n+t-1}$.

We have

$$\begin{aligned} \sum_{i=1}^n (\gamma_t + \hat{p}_i)^2 + \sum_{s=1}^{t-1} (\gamma_t + p_s)^2 &\geq \sum_{i=1}^n \left(\hat{p}_i - \frac{\sum_{i=1}^n \hat{p}_i + \sum_{s=1}^{t-1} p_s}{n+t-1} \right)^2 + \sum_{s=1}^{t-1} \left(p_s - \frac{\sum_{i=1}^n \hat{p}_i + \sum_{s=1}^{t-1} p_s}{n+t-1} \right)^2 \\ &= \text{Var}((\hat{p}_1, \dots, \hat{p}_n), (p_1, \dots, p_{t-1})), \end{aligned}$$

where $((\hat{p}_1, \dots, \hat{p}_n), (p_1, \dots, p_{t-1})) \in \mathbb{R}^{(n+t-1) \times 1}$. Define

$$f(p_1, \dots, p_{t-1}) := \text{Var}((\hat{p}_1, \dots, \hat{p}_n), (p_1, \dots, p_{t-1})).$$

Then

$$\begin{aligned} f(p_1, \dots, p_{t-1}) &= \|((\hat{p}_1, \dots, \hat{p}_n), (p_1, \dots, p_{t-1}))\|_2^2 - \frac{\left[1_{(n+t-1) \times 1}^\top ((\hat{p}_1, \dots, \hat{p}_n), (p_1, \dots, p_{t-1}))\right]^2}{(n+t-1)} \\ &= \|(\hat{p}_1, \dots, \hat{p}_n)\|_2^2 + \|(p_1, \dots, p_{t-1})\|_2^2 - \frac{\left[1_{n \times 1}^\top (\hat{p}_1, \dots, \hat{p}_n) + 1_{(t-1) \times 1}^\top (p_1, \dots, p_{t-1})\right]^2}{n+t-1}, \end{aligned}$$

thus

$$\frac{\partial f(p_1, \dots, p_{t-1})}{\partial (p_1, \dots, p_{t-1})} = 2(p_1, \dots, p_{t-1}) - 2 \frac{[1_n^\top (\hat{p}_1, \dots, \hat{p}_n) + 1_{t-1}^\top (p_1, \dots, p_{t-1})]}{n+t-1} 1_{(t-1) \times 1},$$

$$\frac{\partial^2 f(p_1, \dots, p_{t-1})}{\partial (p_1, \dots, p_{t-1})^2} = 2 \left(I_{(t-1)} - \frac{1_{(t-1) \times 1} 1_{(t-1) \times 1}^\top}{n+t-1} \right) \succeq 0.$$

Therefore, we know that $f(p_1, \dots, p_{t-1})$ is convex in (p_1, \dots, p_{t-1}) and is minimized at $(p_1, \dots, p_{t-1}) = \bar{p}_{1:n} 1_{(t-1) \times 1}$. By the Taylor series of $f(p_1, \dots, p_{t-1})$ at point $\bar{p}_{1:n} 1_{(t-1) \times 1}$, we have

$$\begin{aligned} &f(p_1, \dots, p_{t-1}) - f(\bar{p}_{1:n} 1_{(t-1) \times 1}) \\ &= ((p_1, \dots, p_{t-1}) - \bar{p}_{1:n} 1_{(t-1) \times 1})^\top \left[I_{(t-1)} - \frac{1_{(t-1) \times 1} 1_{(t-1) \times 1}^\top}{n+t-1} \right] ((p_1, \dots, p_{t-1}) - \bar{p}_{1:n} 1_{(t-1) \times 1}) \\ &= \| (p_1, \dots, p_{t-1}) - \bar{p}_{1:n} 1_{(t-1) \times 1} \|_2^2 - \frac{\left(\sum_{s=1}^{t-1} (p_s - \bar{p}_{1:n}) \right)^2}{n+t-1} \\ &= \sum_{s=1}^{t-1} (p_s - \bar{p}_{1:n})^2 - \frac{\left(\sum_{s=1}^{t-1} (p_s - \bar{p}_{1:n}) \right)^2}{n+t-1} \\ &\geq \frac{n}{n+t-1} \sum_{s=1}^{t-1} (p_s - \bar{p}_{1:n})^2 \\ &\geq \frac{n(t-1)}{(n+t-1)} \cdot \min \left\{ \left(1 - \frac{\sqrt{2}}{2}\right)^2, \frac{C_0^2}{4} \right\} \cdot (p^* - \bar{p}_{1:n})^2, \end{aligned}$$

where the last inequality is by the induction assumption that $U_{s,2} = \left\{ |p_s - \bar{p}_{1:n}| \geq \min \left\{ 1 - \frac{\sqrt{2}}{2}, \frac{C_0}{2} \right\} \cdot |p^* - \bar{p}_{1:n}| \right\}$ holds for $s = 1, \dots, t-1$. Using also the fact that $f(\bar{p}_{1:n} 1_{(t-1) \times 1}) = \text{Var}(\hat{p}_1, \dots, \hat{p}_n) = n\sigma^2$, we have

$$\sum_{i=1}^n (\gamma_t + \hat{p}_i)^2 + \sum_{s=1}^{t-1} (\gamma_t + p_s)^2 \geq f(p_1, \dots, p_{t-1}) \geq n\sigma^2 + (n \wedge (t-1)) \min \left\{ \left(1 - \frac{\sqrt{2}}{2}\right)^2, \frac{C_0^2}{4} \right\} \cdot (p^* - \bar{p}_{1:n})^2.$$

Therefore, we have proven (EC.33) and can conclude that

$$\|\tilde{\theta}_t - \theta\|^2 \leq 2 \max \left\{ 2(\sqrt{2} + 1)^2, \frac{4}{C_0^2} \right\} \cdot ((4u + 1)^2 + 1) \cdot \frac{w_{t-1}^2}{(n \wedge (t-1))(p^* - \bar{p}_{1:n})^2 + n\sigma^2}.$$

Now, it suffices to bound the term $|p_t - \bar{p}_{1:n}|$. We still have (EC.17) (which we proved in the single-historical-price setting), i.e., the following inequality:

$$|\gamma_t + p_t| \geq C_0 |\gamma_t + p^*|, \quad (\text{EC.34})$$

thus

$$\begin{aligned} |p_t - \bar{p}_{1:n}| &\geq |p_t + \gamma_t| - |\gamma_t + \bar{p}_{1:n}| \\ &\geq C_0 |\gamma_t + p^*| - |\gamma_t + \bar{p}_{1:n}| \\ &\geq C_0 (|p^* - \bar{p}_{1:n}| - |\gamma_t + \bar{p}_{1:n}|) - |\gamma_t + \bar{p}_{1:n}| \\ &= C_0 |p^* - \bar{p}_{1:n}| - (C_0 + 1) |\gamma_t + \bar{p}_{1:n}| \\ &\geq \left(C_0 - (C_0 + 1) \frac{\sqrt{1 + (4u + 1)^2}}{\sqrt{C_1}} \right) |p^* - \bar{p}_{1:n}| \\ &\geq \frac{C_0}{2} |p^* - \bar{p}_{1:n}|, \end{aligned}$$

where the second inequality follows from (EC.34), the fourth inequality follows from the assumption of Subcase 3.2, i.e., $1 + \gamma_t^2 > C_1 \frac{(\gamma_t + \bar{p}_{1:n})^2}{(\bar{p}_{1:n} - p^*)^2}$ and $|\gamma_t| \leq 4u + 1$, and the last inequality follows from the definition of C_1 .

Therefore, combining the above three cases, we conclude that

$$\begin{aligned} |\bar{p}_{1:n} - p^*| &\geq \min \left\{ 1 - \frac{\sqrt{2}}{2}, \frac{C_0}{2} \right\} \cdot |p^* - \bar{p}_{1:n}|, \\ \|\theta - \tilde{\theta}_t\|^2 &\leq \max \left\{ 8(u - l)^2, 4C_1, 2 \max \left\{ 2(\sqrt{2} + 1)^2, \frac{4}{C_0^2} \right\} \cdot ((4u + 1)^2 + 1) \right\} \cdot \frac{w_{t-1}^2}{(n \wedge (t - 1))(p^* - \bar{p}_{1:n})^2 + n\sigma^2}, \end{aligned}$$

i.e., $U_{t,3}$ and $U_{t,4}$ hold, which completes the inductive arguments. Q.E.D.

B.4. Proof of Lemma EC.3

Since $\theta \in \mathcal{C}_t$ for each $t \in [T]$, and $\tilde{\theta}_t \in \mathcal{C}_t$ for each $2 \leq t \leq T$, the inequality (EC.28) still holds. For each $2 \leq t \leq T$, we bound $\|\theta - \tilde{\theta}_t\|^2$ by considering the following three cases.

Case 1: $\Delta\beta_t = 0$. In this case, (EC.28) becomes $(\Delta\alpha_t)^2(\lambda + n + t - 1) \leq 2w_{t-1}^2$, and

$$\|\theta - \tilde{\theta}_t\|^2 = (\Delta\alpha_t)^2 \leq \frac{2w_{t-1}^2}{n} \leq \frac{2(u - l)^2 w_{t-1}^2}{n\sigma^2},$$

where the second inequality holds since $\sigma \leq u - l$.

Case 2: $\Delta\beta_t \neq 0$, $|\gamma_t| \geq 4u + 1$. In this case, we have

$$\|\theta - \tilde{\theta}_t\|^2 \leq \frac{2w_{t-1}^2(1 + \gamma_t^2)}{\sum_{i=1}^n (\gamma_t + \hat{p}_i)^2} \leq \frac{2w_{t-1}^2(1 + \gamma_t^2)}{n(\gamma_t + \bar{p}_{1:n})^2} \leq \frac{4w_{t-1}^2}{n} \leq \frac{4(u - l)^2 w_{t-1}^2}{n\sigma^2},$$

where the second inequality holds since $\sum_{i=1}^n (\gamma_t + \hat{p}_i)^2 \geq n(\gamma_t + \bar{p}_{1:n})^2$. and the third inequality follows from $1 + \gamma_t^2 \leq 2(\gamma_t + \bar{p}_{1:n})^2$.

Case 3: $\Delta\beta_t \neq 0$, $|\gamma_t| < 4u + 1$. In this case,

$$\|\theta - \tilde{\theta}_t\|^2 \leq \frac{2w_{t-1}^2(1 + \gamma_t^2)}{\sum_{i=1}^n (\gamma_t + \hat{p}_i)^2} \leq \frac{2((4u+1)^2 + 1)w_{t-1}^2}{\sum_{i=1}^n (\hat{p}_i - \bar{p}_{1:n})^2} = \frac{2((4u+1)^2 + 1)w_{t-1}^2}{n\sigma^2},$$

where the second inequality holds since $\sum_{i=1}^n (\hat{p}_i - \bar{p}_{1:n})^2 = \min_{x \in \mathbb{R}} (\hat{p}_i + x)^2 \leq \sum_{i=1}^n (\hat{p}_i + \gamma_t)^2$.

Therefore, combining the above three cases, we obtain $\|\theta - \tilde{\theta}_t\|^2 \leq 2((4u+1)^2 + 1) \cdot \frac{w_{t-1}^2}{n\sigma^2}$, which completes the proof. Q.E.D.

Appendix C. Multi-Armed Bandits with Offline Data

In this appendix, we discuss the MAB with offline data and show the optimal regret exhibits phase transitions by deploying results from [Shivaswamy and Joachims \(2012\)](#) and [Gur and Momeni \(2019\)](#). We also compare the MAB with the OPD problem studied in this paper.

Consider a K -armed bandit, where the seller chooses arms from the set $[K] = \{1, 2, \dots, K\}$ for each period $t \in [T]$. The distribution of reward for each arm i is the standardized sub-Gaussian, denoted by \mathcal{D}_i , with the mean value μ_i , $i \in [K]$. Let i^* be the arm with the highest reward, i.e., $\mu_{i^*} = \max\{\mu_i : i \in [K]\}$, Δ_i be the optimality gap for each arm $i \neq i^*$, i.e., $\Delta_i = \mu_{i^*} - \mu_i$, and Δ be a lower bound such that $0 < \Delta \leq \min\{\Delta_i : i \in [K], i \neq i^*\}$. We denote $\mathcal{S} = (\Delta, \mathcal{D}_1, \dots, \mathcal{D}_K)$ as the class that includes any possible latent rewards distributions with the lower bound Δ .

We assume that before the start of online learning, there are some pre-existing offline data, which consists of H_i observations of rewards for each arm $i \in [K]$. The decision maker can use the offline data as well as online data to make online decisions. For any given latent distributions of rewards \mathcal{D} , we define the regret of any admissible policy π as the worst-case difference between the expected rewards generated by the optimal clairvoyant policy and the policy π :

$$R^\pi(T) = \sup_{\mathcal{S}} \left\{ T\mu_{i^*} - \mathbb{E}_{\mathcal{D}}^\pi \left[\sum_{t=1}^T \mu_{\pi_t} \right] \right\},$$

where the operator $\mathbb{E}_{\mathcal{D}}^\pi[\cdot]$ denotes the expectation induced by the policy π and the latent distribution $\mathcal{D} = (\mathcal{D}_1, \dots, \mathcal{D}_K)$. The optimal regret is defined as $R^*(T) = \inf_{\pi} R^\pi(T)$, which naturally depends on the number of offline observations H_1, H_2, \dots, H_K , and therefore, is also denoted as $R^*(T, H_1, \dots, H_K)$.

We first present the upper and lower bounds on the optimal regret for the K -armed bandit with offline data in the following proposition, where the regret upper bound is provided in Theorem 2 of [Shivaswamy and Joachims \(2012\)](#), and the regret lower bound is implied from Theorem 1 of [Gur and Momeni \(2019\)](#).

PROPOSITION EC.1. *There exist positive constants C_1, C_2, C_3, C_4 such that the optimal regret $R^*(T, H_1, \dots, H_K)$ satisfies*

$$R^*(T, H_1, \dots, H_K) \leq \sum_{i=1}^K \Delta_i \left(\left(\frac{8 \log(T + H_i)}{\Delta_i^2} - H_i \right)^+ + C_1 \right), \quad (\text{EC.35})$$

$$R^*(T, H_1, \dots, H_K) \geq C_2 \sum_{i=1}^K \Delta \left(\frac{\log T}{\Delta^2} - C_3 H_i + \frac{1}{\Delta^2} \log \frac{C_4 \Delta^2}{K} \right)^+. \quad (\text{EC.36})$$

The upper bound in (EC.35) shows that when the amount of offline data of *each* arm exceeds $\Theta(\frac{\log T}{\Delta^2})$, the optimal regret will be a constant. The lower bound in (EC.36) demonstrates the necessity of the *balanced* offline data, i.e., each H_i should exceed $\Theta(\frac{\log T}{\Delta^2})$, $i \in [K]$, to guarantee a constant optimal regret. Therefore, combining (EC.35), (EC.36), and the classic instance-independent bound of $\Theta(\sqrt{T})$ in bandits, we also discover the following phase transitions for K -armed bandits: the optimal regret in K -armed bandits decreases from $\Theta(\sqrt{T} \wedge \frac{\log T}{\Delta})$ to constant when the number of offline observations for each arm exceeds $\Theta(\frac{\log T}{\Delta^2})$. See Figure EC.1 for illustration. We also point out that the optimal regret and phase transitions are not characterized in Shivaswamy and Joachims (2012) or Gur and Momeni (2019), since there is no regret lower bound developed in Shivaswamy and Joachims (2012), and in order to characterize more general information flow, the upper bound developed in Gur and Momeni (2019) does not match their lower bound when Δ is not a constant and can change with respect to T .

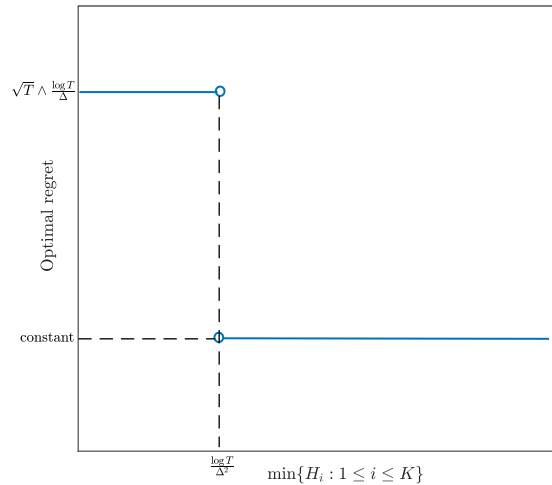


Figure EC.1 Phase transition in K -armed bandits with offline data

We emphasize three key differences between the K -armed bandit with the offline data and the OPD problem considered in this paper. First, in the K -armed bandit, the phase transtion of the

optimal regret only occurs when the amount of offline data for each arm exceeds the threshold $\Theta(\frac{\log T}{\Delta^2})$; in other words, the offline data need to be *balanced* among different arms. By contrast, in the OPD problem, even when there is only one historical price, i.e., the single-historical-price setting studied in §4, the optimal regret drops from $\tilde{\Theta}(\sqrt{T})$ to $\Theta(\frac{\log T}{\delta^2})$ as the amount of offline data n increases. Second, in the K -armed bandit, the optimal regret only exhibits two phases. In the first phase when the amount of the offline data is small, i.e., $\min\{H_i : i \in [K]\} = O(\frac{\log T}{\Delta^2})$, the optimal regret is always $\Theta(\sqrt{T} \wedge \frac{\log T}{\Delta})$ and the offline data do not help to reduce the optimal regret. In the second phase when the amount of the offline data is large, i.e., $\min\{H_i : i \in [K]\} = \Omega(\frac{\log T}{\Delta^2})$, the optimal regret becomes a constant. In the OPD problem, however, the optimal regret gradually changes as the size of the offline data increases, experiencing different phase transitions depending on the magnitude of σ and δ . Third, under the so-called “well-separated” condition in bandits, where the optimality gap Δ is a constant independent of T , the K -armed bandit exhibits *weak* phase transition in the sense that the drop of the optimal regret is within $\log T$. By comparison, under our well-separated condition, i.e., δ is a constant independent of T , the OPD problem shows *strong* phase transition in the sense that the drop of the optimal regret is measured in T^κ for some $\kappa > 0$, which is much more significant even if we ignore the logarithmic factor.

Appendix D. Tables in Sections 4 and 5

Table EC.1 Regret lower bound in Theorem 1 for the single-historical-price setting

Case 1: $\delta \gtrsim T^{-\frac{1}{4}}$			
offline sample size	$0 < n \lesssim \frac{\sqrt{T}}{\delta^2}$	$\frac{\sqrt{T}}{\delta^2} \lesssim n \lesssim T$	$n \gtrsim T$
lower bound	$\Omega(\sqrt{T})$	$\Omega(\frac{T}{n\delta^2})$	$\Omega(\frac{1}{\delta^2} \vee \log T)$
Case 2: $T^{-\frac{1}{4}}(\log T)^{-\frac{1}{2}} \lesssim \delta \lesssim T^{-\frac{1}{4}}$			
offline sample size	$n > 0$		
lower bound	$\Omega(T\delta^2)$		
Case 3: $\delta \lesssim T^{-\frac{1}{4}}(\log T)^{-\frac{1}{2}}$			
offline sample size	$n \geq 0$		
lower bound	$\Omega(\frac{\sqrt{T}}{\log T})$		

Table EC.2 Regret upper bound in Theorem 2 for the single-historical-price setting

Case 1: $\delta \gtrsim T^{-\frac{1}{4}}$			
offline sample size	$0 < n \lesssim \frac{\sqrt{T} \log T}{\delta^2}$	$\frac{\sqrt{T} \log T}{\delta^2} \lesssim n \lesssim T$	$n \gtrsim T$
upper bound	$O(\sqrt{T} \log T)$	$O(\frac{T(\log T)^2}{n\delta^2})$	$O(\frac{(\log T)^2}{\delta^2})$
Case 2: $\delta \lesssim T^{-\frac{1}{4}}$			
offline sample size	$n \geq 0$		
upper bound	$O(\sqrt{T} \log T)$		

Table EC.3 Regret lower bound in Theorem 3 for the multiple-historical-price setting

Case 1: $\delta \gtrsim T^{-\frac{1}{4}}$ and $\sigma \lesssim \delta$				
offline sample size	$0 \leq n \lesssim \frac{\sqrt{T}}{\delta^2}$	$\frac{\sqrt{T}}{\delta^2} \lesssim n \lesssim T$	$T \lesssim n \lesssim \frac{T\delta^2}{\sigma^2}$	$n \gtrsim \frac{T\delta^2}{\sigma^2}$
lower bound	$\Omega(\sqrt{T})$	$\Omega(\frac{T}{n\delta^2})$	$\Omega(\frac{1}{\delta^2})$	$\Omega(\frac{T}{n\sigma^2})$
Case 2: $\delta \gtrsim T^{-\frac{1}{4}}$ and $\sigma \gtrsim \delta$				
offline sample size	$0 \leq n \lesssim \frac{\sqrt{T}}{\sigma^2}$		$n \gtrsim \frac{\sqrt{T}}{\sigma^2}$	
lower bound	$\Omega(\sqrt{T})$		$\Omega(\frac{T}{n\sigma^2})$	
Case 3: $T^{-\frac{1}{4}}(\log T)^{-\frac{1}{2}} \lesssim \delta \lesssim T^{-\frac{1}{4}}$				
offline sample size	$0 \leq n \lesssim \frac{1}{\sigma^2\delta^2}$		$n \gtrsim \frac{1}{\sigma^2\delta^2}$	
lower bound	$\Omega(T\delta^2)$		$\Omega(\frac{T}{n\sigma^2})$	
Case 4: $\delta \lesssim T^{-\frac{1}{4}}(\log T)^{-\frac{1}{2}}$				
offline sample size	$0 \leq n \lesssim \frac{\sqrt{T}}{\sigma^2}$	$\frac{\sqrt{T}}{\sigma^2} \lesssim n \lesssim \frac{1}{\sigma^2\delta^2}$	$n \gtrsim \frac{1}{\sigma^2\delta^2}$	
lower bound	$\Omega(\frac{\sqrt{T}}{\log T})$	$\Omega(T\delta^2)$	$\Omega(\frac{T}{n\sigma^2})$	

Table EC.4 Regret upper bound in Theorem 4 for the multiple-historical-price setting

Case 1: $\delta \gtrsim T^{-\frac{1}{4}}(\log T)^{\frac{1}{2}}$ and $\sigma \lesssim \delta$				
offline sample size	$0 \leq n \lesssim \frac{\sqrt{T} \log T}{\delta^2}$	$\frac{\sqrt{T} \log T}{\delta^2} \lesssim n \lesssim T$	$T \lesssim n \lesssim \frac{T \delta^2}{\sigma^2}$	$n \gtrsim \frac{T \delta^2}{\sigma^2}$
upper bound	$O(\sqrt{T} \log T)$	$O(\frac{T(\log T)^2}{n \delta^2})$	$O(\frac{(\log T)^2}{\delta^2})$	$O(\frac{T(\log T)^2}{n \sigma^2})$
Case 2: $\delta \gtrsim T^{-\frac{1}{4}}(\log T)^{\frac{1}{2}}$ and $\sigma \gtrsim \delta$				
offline sample size	$0 \leq n \lesssim \frac{\sqrt{T} \log T}{\sigma^2}$		$n \gtrsim \frac{\sqrt{T} \log T}{\sigma^2}$	
upper bound	$O(\sqrt{T} \log T)$		$O(\frac{T(\log T)^2}{n \sigma^2})$	
Case 3: $\delta \lesssim T^{-\frac{1}{4}}(\log T)^{\frac{1}{2}}$				
offline sample size	$0 \leq n \lesssim \frac{\sqrt{T}}{\sigma^2}$	$\frac{\sqrt{T}}{\sigma^2} \lesssim n \lesssim \frac{1}{\sigma^2 \delta^2}$	$n \gtrsim \frac{1}{\sigma^2 \delta^2}$	
upper bound	$O(\sqrt{T} \log T)$	$O(T \delta^2)$	$O(\frac{T(\log T)^2}{n \sigma^2})$	