

RADIUS PROBLEMS CONCERNING THE MA-MINDA TYPE STARLIKE CLASS ASSOCIATED WITH A NEPHROID DOMAIN

LATEEF AHMAD WANI[†] AND A. SWAMINATHAN[‡]

ABSTRACT. Let \mathcal{A} be the class of analytic functions $f(z)$ defined on the open unit disk \mathbb{D} and satisfying $f(0) = f'(0) - 1 = 0$. Let \mathcal{S}_{Ne}^* be the collection of $f \in \mathcal{A}$ such that the quantity $zf'(z)/f(z)$ assumes values from the range of the Carathéodory function $\varphi_{Ne}(z) = 1 + z - z^3/3$ ($z \in \mathbb{D}$), which is the interior of the nephroid given by

$$\left((u-1)^2 + v^2 - \frac{4}{9} \right)^3 - \frac{4v^2}{3} = 0.$$

In this paper, we find sharp \mathcal{S}_{Ne}^* -radii for several geometrically defined function classes introduced in the recent past. In particular, \mathcal{S}_{Ne}^* -radius for the starlike class \mathcal{S}^* is found to be $1/4$. Moreover, radii problems related to the families defined in terms of ratio of functions are also discussed.

1. INTRODUCTION

Let \mathbb{C} be the complex plane and $\mathbb{D} := \{z \in \mathbb{C} : |z| < 1\}$ be the open unit disk. Let $\mathcal{H} := \mathcal{H}(\mathbb{D})$ be the totality of analytic functions defined on \mathbb{D} , and let \mathcal{A} be the set of those $f \in \mathcal{H}$ which satisfy the normalization condition $f(0) = f'(0) - 1 = 0$. Let $\mathcal{S} \subset \mathcal{A}$ be the family of univalent functions and $\mathcal{S}^*(\alpha) \subset \mathcal{S}$ be the class of starlike functions of order α ($0 \leq \alpha < 1$) defined as

$$\mathcal{S}^*(\alpha) := \left\{ f \in \mathcal{A} : \operatorname{Re} \left(\frac{zf'(z)}{f(z)} \right) > \alpha, \ z \in \mathbb{D} \right\}.$$

Further, let us define the class $\mathcal{C}(\alpha)$ by the relation: $f \in \mathcal{C}(\alpha)$ if and only if $zf' \in \mathcal{S}^*(\alpha)$. The classes $\mathcal{S}^* := \mathcal{S}^*(0)$ and $\mathcal{C} := \mathcal{C}(0)$ consist of functions that are, respectively, starlike and convex in \mathbb{D} . For $f, g \in \mathcal{H}$, we say that f is subordinate to g , written $f \prec g$, if there exists a function $w \in \mathcal{H}$ satisfying $w(0) = 0$ and $|w(z)| < 1$ such that $f(z) = g(w(z))$. Indeed, $f \prec g$ implies that $f(0) = g(0)$ and $f(\mathbb{D}) \subset g(\mathbb{D})$. Furthermore, if the function $g(z)$ is univalent, then $f \prec g$ if and only if $f(0) = g(0)$ and $f(\mathbb{D}) \subset g(\mathbb{D})$. Using subordination, Ma and Minda [12] defined the function class $\mathcal{S}^*(\varphi)$ as

$$\mathcal{S}^*(\varphi) := \left\{ f \in \mathcal{A} : \frac{zf'(z)}{f(z)} \prec \varphi(z) \right\}, \quad (1.1)$$

where the analytic function $\varphi : \mathbb{D} \rightarrow \mathbb{C}$ satisfies (i) $\varphi(z)$ is univalent with positive real part, (ii) $\varphi(z)$ maps \mathbb{D} onto a region that is starlike with respect to $\varphi(0) = 1$, (iii) $\varphi(\mathbb{D})$ is symmetric about the real axis and (iv) $\varphi'(0) > 0$. Clearly, from the properties of the function $\varphi(z)$ and the definition (1.1), it follows that $\mathcal{S}^*(\varphi)$ is always a subclass of the class of starlike functions \mathcal{S}^* and $\mathcal{S}^*(\varphi) = \mathcal{S}^*$ whenever $\varphi(z) = (1+z)/(1-z)$, the function which maps \mathbb{D} onto the right-half plane $\operatorname{Re} w > 0$. Specializing the function $\varphi(z)$ in (1.1) gives us numerous classes of functions available in the literature. We call the classes having

2010 *Mathematics Subject Classification.* 30C45, 30C80.

Key words and phrases. Subordination, Ma-Minda type classes, Radii problems, Lemniscate of Bernoulli, Booth Lemniscate, Cardioid, Nephroid.

such a nice representation as Ma-Minda type starlike classes. For instance, the Ma-Minda type representation of the starlike class of order α is $\mathcal{S}^*(\alpha) := \mathcal{S}^*(1 + (1 - 2\alpha)z)/(1 - z)$, the Janowski starlike class is $\mathcal{S}^*[A, B] := \mathcal{S}^*(1 + Az)/(1 + Bz)$ ($-1 \leq B < A \leq 1$), the class associated with the lemniscate of Bernoulli (see [22]) is $\mathcal{S}_L^* := \mathcal{S}^*(\sqrt{1+z})$. Below we mention a few of the recently introduced Ma-Minda type classes which will be later used in our discussion.

- (a) $\mathcal{S}_{RL}^* := \mathcal{S}^*(\varphi_{RL})$ with

$$\varphi_{RL}(z) = \sqrt{2} - (\sqrt{2} - 1) \sqrt{\frac{1-z}{1+2(\sqrt{2}-1)z}},$$

was considered by Mendiratta et al. [14]. The function $\varphi_{RL}(z)$ maps \mathbb{D} onto the region enclosed by the left-half of the shifted lemniscate of Bernoulli $((u - \sqrt{2})^2 + v^2)^2 - 2((u - \sqrt{2})^2 + v^2) = 0$.

- (b) $\mathcal{S}_{\mathcal{C}}^* := \mathcal{S}^*(z + \sqrt{1+z^2})$ was introduced by Raina and Sokół [17]. The function $\varphi_{\mathcal{C}}(z) = z + \sqrt{1+z^2}$ maps \mathbb{D} onto the crescent shaped region $\{w \in \mathbb{C} : |w^2 - 1| < 2|w|, \operatorname{Re} w > 0\}$.
 (c) $\mathcal{S}_e^* := \mathcal{S}^*(e^z)$ was introduced and discussed by Mendiratta et al. [15].
 (d) $\mathcal{S}_C^* := \mathcal{S}^*(1 + 4z/3 + 2z^2/3)$ is the class associated with the cardioid $(9u^2 + 9v^2 - 18u + 5)^2 - 16(9u^2 + 9v^2 - 6u + 1) = 0$, a *heart-shaped* curve. It was introduced and investigated by Sharma et al. [21].
 (e) $\mathcal{S}_R^* := \mathcal{S}^*(\varphi_0)$, where $\varphi_0(z)$ is the rational function

$$\varphi_0(z) = 1 + \frac{z}{k} \left(\frac{k+z}{k-z} \right) = 1 + \frac{1}{k}z + \frac{2}{k^2}z^2 + \frac{2}{k^3}z^3 + \cdots, \quad k = \sqrt{2} + 1,$$

was discussed by Kumar and Ravichandran [11].

- (f) $\mathcal{S}_{lim}^* := \mathcal{S}^*(1 + \sqrt{2}z + z^2/2)$ is associated with the limaçon $(4u^2 + 4v^2 - 8u - 5)^2 + 8(4u^2 + 4v^2 - 12u - 3) = 0$ and was considered by Yunus et al. [25].
 (g) Kargar et al. [9] discussed the following starlike class associated with the Booth lemniscate:

$$\mathcal{BS}(\alpha) := \mathcal{S}^* \left(1 + \frac{z}{1 - \alpha z^2} \right), \quad 0 \leq \alpha < 1.$$

- (h) $\mathcal{S}_S^* := \mathcal{S}^*(1 + \sin z)$ was introduced by Cho et al. [4].

- (i) Recently, Khatter et al. [10] introduced and discussed in detail the classes

$$\mathcal{S}_{\alpha,e}^* := \mathcal{S}^*(\alpha + (1 - \alpha)e^z) \text{ and } \mathcal{S}_L^*(\alpha) := \mathcal{S}^*(\alpha + (1 - \alpha)\sqrt{1+z}), \quad 0 \leq \alpha < 1.$$

Clearly, for $\alpha = 0$, these classes reduce to \mathcal{S}_e^* and \mathcal{S}_L^* , respectively.

- (j) Very recently, Wani and Swaminathan [24] introduced the function class

$$\mathcal{S}_{Ne}^* := \mathcal{S}^* \left(1 + z - z^3/3 \right),$$

and proved that the function $\varphi_{Ne}(z) := 1 + z - z^3/3$ maps \mathbb{D} onto the interior of a 2-cusped curve called nephroid given by

$$\left((u-1)^2 + v^2 - \frac{4}{9} \right)^3 - \frac{4v^2}{3} = 0. \quad (1.2)$$

Apart from studying several characteristic properties of the domain bounded by the nephroid (1.2), the authors in [24] discussed certain inclusion results, subordination results, Fekete-Szegő problem etc. related to the class \mathcal{S}_{Ne}^* . In this paper, we consider the function class \mathcal{S}_{Ne}^* and solve several radii problems.

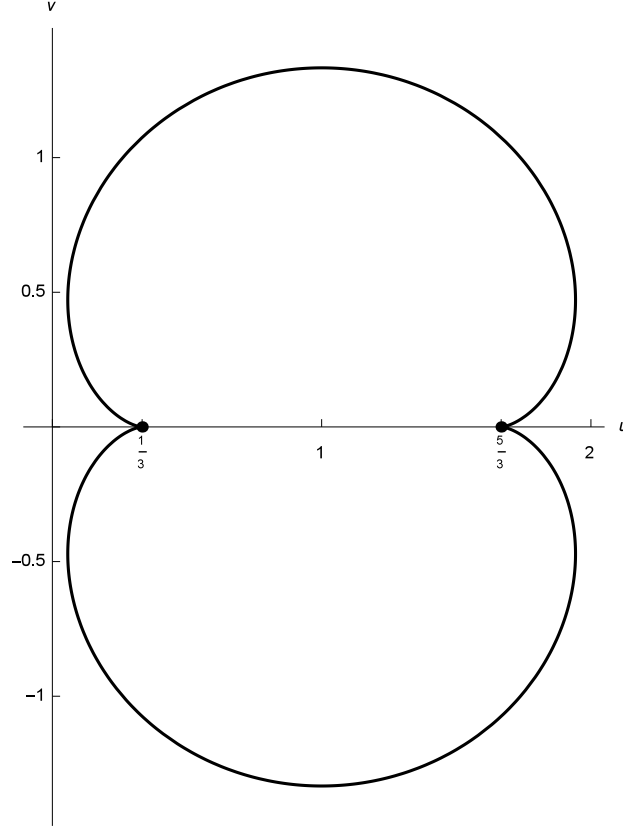


FIGURE 1. Nephroid: $((u - 1)^2 + v^2 - 4/9)^3 - 4v^2/3 = 0$.

Radius Problem. Let \mathcal{F} and \mathcal{G} be two subclasses of \mathcal{A} . Then the \mathcal{F} -radius for the class \mathcal{G} is the largest number $\rho \in (0, 1)$ such that $r^{-1}f(rz) \in \mathcal{F}$ for all $f \in \mathcal{G}$, where $0 < r \leq \rho$. The problem of finding the number ρ is called a radius problem in geometric function theory. For brevity, we write $\mathcal{R}_{\mathcal{F}}(\mathcal{G}) = \rho$, if ρ is the \mathcal{F} -radius of \mathcal{G} . For example, see [7, Chapter 13], $\mathcal{R}_{\mathcal{S}^*}(\mathcal{S}) = \tanh(\pi/4) \approx 0.655$, $\mathcal{R}_{\mathcal{C}}(\mathcal{S}) = \mathcal{R}_{\mathcal{C}}(\mathcal{S}^*) = 2 - \sqrt{3} \approx 0.267$, $\mathcal{R}_{\mathcal{C}(\alpha)}(\mathcal{S}^*) = (2 - \sqrt{3 + \alpha^2})/(1 + \alpha)$ and $\mathcal{R}_{\mathcal{C}(\alpha)}(\mathcal{C}) = (1 - \alpha)/(1 + \alpha)$. Solving the radius problems is continuing to be an active area of research. For recent results in this direction, see [1, 2, 3, 4, 10, 11, 14, 15, 18, 21] and the references therein.

For our convenience, we give a simple geometric interpretation to the above definition in terms of \mathcal{S}_{Ne}^* as:

Definition 1.1. Let $\mathbb{D}_r := \{z : |z| < r\}$ and $\Omega_{Ne} := \varphi_{Ne}(\mathbb{D})$. By \mathcal{S}_{Ne}^* -radius for the class $\mathcal{G} \subset \mathcal{A}$, denoted by $\mathcal{R}_{\mathcal{S}_{Ne}^*}(\mathcal{G})$, we mean the largest number $\rho \in (0, 1)$ such that each $f \in \mathcal{G}$ satisfies

$$\mathcal{L}(\mathbb{D}_r) \subset \Omega_{Ne} \text{ for every } r \leq \rho, \text{ where } \mathcal{L}(z) = \frac{zf'(z)}{f(z)}.$$

2. A PRELIMINARY LEMMA

Lemma 2.1. Let $1/3 < a < 5/3$, and let r_a be given by

$$r_a = \begin{cases} a - \frac{1}{3}, & \frac{1}{3} < a \leq 1 \\ \frac{5}{3} - a, & 1 \leq a < \frac{5}{3}. \end{cases}$$

Then

$$\{w \in \mathbb{C} : |w - a| < r_a\} \subseteq \Omega_{Ne}.$$

Proof. For $z = e^{it}$, the parametric equations of the nephroid $\varphi_{Ne}(z) = 1 + z - z^3/3$ are

$$u(t) = 1 + \cos t - \frac{1}{3} \cos 3t, \quad v(t) = \sin t - \frac{1}{3} \sin 3t, \quad -\pi < t \leq \pi.$$

Therefore, the square of the distance from the point $(a, 0)$ to the points on the curve (1.2) is given by

$$\begin{aligned} z(t) &= (a - u(t))^2 + (v(t))^2 \\ &= \frac{16}{9} + (a - 1)^2 - 4(a - 1) \cos t - \frac{4}{3} \cos^2 t + \frac{8}{3}(a - 1) \cos^3 t \\ &= \frac{16}{9} + (a - 1)^2 - 4(a - 1)x - \frac{4}{3}x^2 + \frac{8}{3}(a - 1)x^3 =: H(x), \end{aligned}$$

where $x = \cos t$, $-\pi < t \leq \pi$. Since the nephroid is symmetric about the real axis, it is sufficient to consider $0 \leq t \leq \pi$. A simple computation shows that $H'(x) = 0$ if and only if

$$x = x_0 = \frac{1 - \sqrt{1 + 18(a - 1)^2}}{6(a - 1)} \quad \text{and} \quad x = x_1 = \frac{1 + \sqrt{1 + 18(a - 1)^2}}{6(a - 1)}.$$

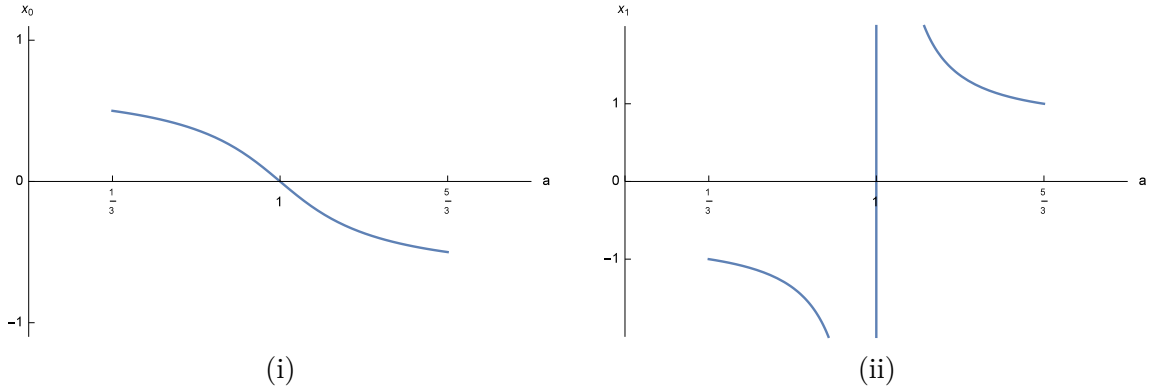


FIGURE 2. (i) Graph of $x_0 = x_0(a)$, (ii) Graph of $x_1 = x_1(a)$, where $a \in (1/3, 5/3)$.

It is clear that, for $1/3 < a < 5/3$, only the number $x_0 = (1 - \sqrt{1 + 18(a - 1)^2}) / 6(a - 1)$ lies between -1 and 1 . Moreover,

$$H''(x_0) = -\frac{8}{3} \sqrt{1 + 18(a - 1)^2} < 0 \quad \text{for each } a.$$

This shows that x_0 is the point of maxima for the function $H(x)$ and hence, $H(x)$ is increasing in the interval $[-1, x_0]$ and decreasing in $[x_0, 1]$. Therefore, for $1/3 < a < 5/3$, we have

$$\min_{0 \leq t \leq \pi} z(t) = \min \{H(-1), H(1)\}.$$

Since $H(1) - H(-1) = -\frac{8(a-1)}{3}$, so that $H(-1) \leq H(1)$ whenever $a \leq 1$ and $H(1) \leq H(-1)$ whenever $a \geq 1$. Thus, we conclude that

$$r_a = \min_{0 \leq t \leq \pi} \sqrt{z(t)} = \begin{cases} \sqrt{H(-1)} = a - \frac{1}{3}, & \text{whenever } \frac{1}{3} < a \leq 1 \\ \sqrt{H(1)} = \frac{5}{3} - a, & \text{whenever } 1 \leq a < \frac{5}{3}. \end{cases}$$

This further implies that the disk $\{w \in \mathbb{C} : |w - a| < r_a\}$ completely lies inside the region $\Omega_{Ne} = \varphi_{Ne}(\mathbb{D})$. This completes the proof of the lemma. \square

3. \mathcal{S}_{Ne}^* -RADIUS OF SEVERAL IMPORTANT FAMILIES

For $-1 \leq B < A \leq 1$, let $\mathcal{P}[A, B]$ be the collection of analytic functions $p : \mathbb{D} \rightarrow \mathbb{C}$ that are of the form $p(z) = 1 + \sum_{n=1}^{\infty} p_n z^n$ and satisfy the subordination $p(z) \prec (1 + Az)/(1 + Bz)$. Further, we set $\mathcal{P}[1 - 2\alpha, -1] = \mathcal{P}(\alpha)$ ($0 \leq \alpha < 1$) and $\mathcal{P}(0) = \mathcal{P}$. Also, recall [8] that the Janowski starlike class $\mathcal{S}^*[A, B]$ consists of functions $f \in \mathcal{A}$ satisfying $zf'(z)/f(z) \in \mathcal{P}[A, B]$.

Lemma 3.1 ([13, Lemma 1, p. 514]). *If $p \in \mathcal{P}$, then for $|z| = r < 1$*

$$\left| \frac{zp'(z)}{p(z)} \right| \leq \frac{2r}{1 - r^2}.$$

Lemma 3.2 ([18, Lemma 2.1, p. 267]). *If $p \in \mathcal{P}[A, B]$, then for $|z| = r < 1$*

$$\left| p(z) - \frac{1 - ABr^2}{1 - B^2r^2} \right| \leq \frac{(A - B)r}{1 - B^2r^2}.$$

For the particular case $p \in \mathcal{P}(\alpha)$, we get

$$\left| p(z) - \frac{1 + (1 - 2\alpha)r^2}{1 - r^2} \right| \leq \frac{2(1 - \alpha)r}{1 - r^2}.$$

Theorem 3.1. *Let $0 \leq B < A \leq 1$. Then the sharp \mathcal{S}_{Ne}^* -radius for the class $\mathcal{S}^*[A, B]$ is given by*

$$\mathcal{R}_{\mathcal{S}_{Ne}^*}(\mathcal{S}^*[A, B]) = \min \left\{ 1, \frac{2}{3A - B} \right\}.$$

In particular, if $1 - B \leq 3(1 - A)$, then $\mathcal{S}^[A, B] \subset \mathcal{S}_{Ne}^*$.*

Proof. Let $f \in \mathcal{S}^*[A, B]$. Then $zf'(z)/f(z) \in \mathcal{P}[A, B]$ and Lemma 3.2 gives

$$\left| \frac{zf'(z)}{f(z)} - \frac{1 - ABr^2}{1 - B^2r^2} \right| \leq \frac{(A - B)r}{1 - B^2r^2}. \quad (3.1)$$

The inequality (3.1) represents a disk with center $\frac{1 - ABr^2}{1 - B^2r^2}$ and radius $\frac{(A - B)r}{1 - B^2r^2}$. Since $B \geq 0$, we have $(1 - ABr^2)/(1 - B^2r^2) \leq 1$. In view of Lemma 2.1, the disk (3.1) lies inside the region Ω_{Ne} bounded by the nephroid (1.2) if

$$\frac{(A - B)r}{1 - B^2r^2} \leq \frac{1 - ABr^2}{1 - B^2r^2} - \frac{1}{3}.$$

Simplifying the above inequality, we obtain $r \leq 2/(3A - B)$. For sharpness of the estimate, consider the function

$$\tilde{f}(z) = \begin{cases} z(1 + Bz)^{\frac{A-B}{B}}, & \text{if } B \neq 0 \\ ze^{Az}, & \text{if } B = 0. \end{cases}$$

The function $\tilde{f}(z)$ satisfies $\frac{z\tilde{f}'(z)}{\tilde{f}(z)} = \frac{1+Az}{1+Bz}$, implying that $\tilde{f} \in \mathcal{S}^*[A, B]$. Also

$$\left. \frac{z\tilde{f}'(z)}{\tilde{f}(z)} \right|_{z=z_0} = \frac{1}{3}, \quad z_0 = -\frac{2}{3A-B}$$

shows that the result is sharp for the function $\tilde{f} \in \mathcal{S}^*[A, B]$. In particular, if $1-B \leq 3(1-A)$, then $2/(3A-B) \geq 1$ and we have $\mathcal{R}_{\mathcal{S}_{Ne}^*}(\mathcal{S}^*[A, B]) = 1$. Thus, $\mathcal{S}^*[A, B] \subset \mathcal{S}_{Ne}^*$. \square

Remark 1. For the case $0 \leq B < A \leq 1$, the inequality $1-B \leq 3(1-A)$ is sufficient to conclude that $\mathcal{S}^*[A, B] \subset \mathcal{S}_{Ne}^*$. In fact, $1-B \leq 3(1-A)$ implies $1-B^2 \leq 3(1-AB+(B-A)) < 3(1-AB)$ and, $0 \leq B < A \leq 1$ gives $3(1-AB) \leq 3(1-B^2)$. Combining, we obtain $1-B^2 < 3(1-AB) \leq 3(1-B^2)$. Now the inclusion relation $\mathcal{S}^*[A, B] \subset \mathcal{S}_{Ne}^*$ follows from [24, Theorem 3.3].

Theorem 3.2. Let $-1 \leq B < A \leq 1$ with $B \leq 0$. Then the sharp \mathcal{S}_{Ne}^* -radius for the class $\mathcal{S}^*[A, B]$ is given by

$$\mathcal{R}_{\mathcal{S}_{Ne}^*}(\mathcal{S}^*[A, B]) = \min \left\{ 1, \frac{2}{3A-5B} \right\}.$$

In particular, if $3(1+A) \leq 5(1+B)$, then $\mathcal{S}^*[A, B] \subset \mathcal{S}_{Ne}^*$.

Proof. As in Theorem 3.1, $f \in \mathcal{S}^*[A, B]$ implies

$$\left| \frac{zf'(z)}{f(z)} - \frac{1-ABr^2}{1-B^2r^2} \right| \leq \frac{(A-B)r}{1-B^2r^2}.$$

Since $B \leq 0$, the number $(1-ABr^2)/(1-B^2r^2) \geq 1$. Hence, in view of Lemma 2.1, the above disk lies in Ω_{Ne} if

$$\frac{(A-B)r}{1-B^2r^2} \leq \frac{5}{3} - \frac{1-ABr^2}{1-B^2r^2}.$$

Solving, we get $r \leq 2/(3A-5B)$. The result is sharp for the function $\tilde{f}(z) \in \mathcal{S}^*[A, B]$ defined in Theorem 3.1, as $z\tilde{f}'(z)/\tilde{f}(z)$ assumes the value $5/3$ at the point $z_0 = 2/(3A-5B)$. \square

Corollary 3.1. The sharp \mathcal{S}_{Ne}^* -radius for the class $\mathcal{S}^*(\alpha) = \mathcal{S}^*[1-2\alpha, -1]$ is $\frac{2}{3(1-2\alpha)+5}$. The estimate is sharp for the function $k_\alpha(z) = z(1-z)^{2\alpha-2}$.

Corollary 3.2. The sharp \mathcal{S}_{Ne}^* -radius for the class \mathcal{S}^* is $\frac{1}{4}$ and the sharpness holds for the Koebe function $k(z) = z/(1-z)^2$.

Corollary 3.3. The sharp \mathcal{S}_{Ne}^* -radius for the convex class \mathcal{C} is $\frac{2}{5}$.

Proof. From Theorem 3.2, the \mathcal{S}_{Ne}^* -radius for the class $\mathcal{S}^*\left(\frac{1}{2}\right) = \mathcal{S}^*[0, -1]$ is $\frac{2}{5}$. Using the fact that $\mathcal{C} \subset \mathcal{S}^*\left(\frac{1}{2}\right)$ [16, Theorem 2.6a, p. 57], it follows that $\mathcal{R}_{\mathcal{S}_{Ne}^*}(\mathcal{C})$ is at least $2/5$. Further, at the point $z = 2/5$, the function $\ell(z) = z/(1-z) \in \mathcal{C}$ satisfies

$$\frac{z\ell'(z)}{\ell(z)} = \frac{1}{1-2/5} = \frac{5}{3},$$

showing that $\mathcal{R}_{\mathcal{S}_{Ne}^*}(\mathcal{C}) \leq 2/5$. Hence, the estimate $\mathcal{R}_{\mathcal{S}_{Ne}^*}(\mathcal{C}) = 2/5$ is sharp. \square

For $\beta > 1$, consider the class of functions $\mathcal{M}(\beta)$ introduced by Uralegaddi et al. [23] as

$$\mathcal{M}(\beta) := \left\{ f \in \mathcal{A} : \operatorname{Re} \left(\frac{zf'(z)}{f(z)} \right) < \beta, z \in \mathbb{D} \right\}.$$

For this interesting class, we prove the following radius result.

Theorem 3.3. *The sharp \mathcal{S}_{Ne}^* -radius for the class $\mathcal{M}(\beta)$ is*

$$\mathcal{R}_{\mathcal{S}_{Ne}^*}(\mathcal{M}(\beta)) = \frac{1}{3\beta - 2}.$$

Proof. Let $f \in \mathcal{M}(\beta)$. Then $zf'(z)/f(z) \in \mathcal{P}[1 - 2\beta, -1]$, and hence from Lemma 3.2 we get the following inequality

$$\left| \frac{zf'(z)}{f(z)} - \frac{1 + (1 - 2\beta)r^2}{1 - r^2} \right| \leq \frac{2(\beta - 1)r}{1 - r^2}. \quad (3.2)$$

For each $\beta > 1$ and $r \in (0, 1)$,

$$\frac{1 + (1 - 2\beta)r^2}{1 - r^2} < 1.$$

Therefore from Lemma 2.1 and the disk (3.2), it follows that the quantity $zf'(z)/f(z)$ takes values from the interior of the nephroid (1.2) if

$$\frac{2(\beta - 1)r}{1 - r^2} \leq \frac{1 + (1 - 2\beta)r^2}{1 - r^2} - \frac{1}{3},$$

or equivalently $(3\beta - 2)r^2 + 3(\beta - 1)r - 1 \leq 0$. The last inequality further gives $r \leq 1/(3\beta - 2)$. For sharpness, consider the function $f_0(z) = z(1 - z)^{2\beta - 2} \in \mathcal{M}(\beta)$. It is easy to verify that $zf'_0(z)/f_0(z) = 1/3$ for $z = (3\beta - 2)^{-1}$. Therefore, the radius cannot be increased further. \square

The class of close-to-starlike functions of type α ($0 \leq \alpha < 1$) introduced by Reade [19] is defined as

$$\mathcal{CS}^*(\alpha) := \left\{ f \in \mathcal{A} : \frac{f}{g} \in \mathcal{P}, g \in \mathcal{S}^*(\alpha) \right\}.$$

Theorem 3.4. *The sharp \mathcal{S}_{Ne}^* -radius for the class $\mathcal{CS}^*(\alpha)$ is given by*

$$\mathcal{R}_{\mathcal{S}_{Ne}^*}(\mathcal{CS}^*(\alpha)) = \rho_0 = \frac{2}{6 - 3\alpha + \sqrt{52 - 48\alpha + 9\alpha^2}}.$$

Proof. Let $f \in \mathcal{CS}^*(\alpha)$. Then, for some $g \in \mathcal{S}^*(\alpha)$, $h(z) = \frac{f(z)}{g(z)} \in \mathcal{P}$. Applying Lemma 3.1, we have

$$\left| \frac{zh'(z)}{h(z)} \right| \leq \frac{2r}{1 - r^2}. \quad (3.3)$$

Since $g \in \mathcal{S}^*(\alpha)$ implies $\frac{zg'(z)}{g(z)} \in \mathcal{P}(\alpha)$, Lemma 3.2 gives

$$\left| \frac{zg'(z)}{g(z)} - \frac{1 + (1 - 2\alpha)r^2}{1 - r^2} \right| \leq \frac{2(1 - \alpha)r}{1 - r^2}. \quad (3.4)$$

In view of the identity

$$\frac{zf'(z)}{f(z)} = \frac{zg'(z)}{g(z)} + \frac{zh'(z)}{h(z)},$$

it follows from (3.3) and (3.4) that

$$\left| \frac{zf'(z)}{f(z)} - \frac{1 + (1 - 2\alpha)r^2}{1 - r^2} \right| \leq \frac{2(2 - \alpha)r}{1 - r^2}. \quad (3.5)$$

The inequality (3.5) represents a disk with center $a := \frac{1 + (1 - 2\alpha)r^2}{1 - r^2}$ and radius $r_0 := \frac{2(2 - \alpha)r}{1 - r^2}$. As $a > 1$, we conclude from Lemma 2.1 that the disk (3.5) lies inside the region Ω_{Ne}

bounded by the nephroid (1.2) if $r_0 \leq \frac{5}{3} - a$. That is, if $(4 - 3\alpha)r^2 + 3(2 - \alpha)r - 1 \leq 0$. This on solving yields $r \leq \rho_0$. For sharpness, consider the functions $f, g \in \mathcal{A}$ defined as

$$f(z) = \frac{z(1+z)}{(1-z)^{3-2\alpha}} \quad \text{and} \quad g(z) = \frac{z}{(1-z)^{2-2\alpha}}.$$

Since $f(z)/g(z) = (1+z)/(1-z) \in \mathcal{P}$ and $g \in \mathcal{S}^*(\alpha)$ [6, p. 141], the function $f \in \mathcal{CS}^*(\alpha)$. Also, at the point $z = \rho_0$, $zf'(z)/f(z)$ assumes the value $5/3$. This proves the sharpness of the result. \square

Define the class \mathcal{W} as

$$\mathcal{W} := \left\{ f \in \mathcal{A} : \frac{f}{z} \in \mathcal{P} \right\}.$$

Introduced first by MacGregor [13], this class was recently studied for radius problems in [1, 4, 14, 15]. Following them, we prove the following sharp radius result related to the class \mathcal{W} .

Theorem 3.5. *The sharp \mathcal{S}_{Ne}^* -radius for the class \mathcal{W} is given by*

$$\mathcal{R}_{\mathcal{S}_{Ne}^*}(\mathcal{W}) = \frac{2}{3 + \sqrt{13}} \approx 0.302776.$$

Proof. If $f \in \mathcal{W}$, then $h(z) = \frac{f(z)}{z} \in \mathcal{P}$ and hence Lemma 3.1 gives

$$\left| \frac{zh'(z)}{h(z)} \right| \leq \frac{2r}{1-r^2}.$$

On using the above inequality in the identity

$$\frac{zf'(z)}{f(z)} = 1 + \frac{zh'(z)}{h(z)},$$

we obtain

$$\left| \frac{zf'(z)}{f(z)} - 1 \right| \leq \frac{2r}{1-r^2}.$$

Now using Lemma 2.1, it follows that $f \in \mathcal{S}_{Ne}^*$ if $2r/(1-r^2) \leq 2/3$, i.e., if $r \leq 2/(3+\sqrt{13})$. For the function $f(z) = z(1+z)/(1-z)$ satisfying $f(z)/z \in \mathcal{P}$, we have

$$\left| \frac{zf'(z)}{f(z)} \right|_{z=\frac{2}{3+\sqrt{13}}} = \frac{1}{3} \quad \text{and} \quad \left| \frac{zf'(z)}{f(z)} \right|_{z=\frac{2}{3+\sqrt{13}}} = \frac{5}{3}.$$

This demonstrates that the radius estimate is sharp for the function $f(z) = z(1+z)/(1-z) \in \mathcal{W}$. \square

Before proving the next result, we note that $\mathcal{S}_L^*(\alpha) \subset \mathcal{S}_{Ne}^*$ for $\alpha \geq 1/3$ and $\mathcal{S}_{\alpha,e}^* \subset \mathcal{S}_{Ne}^*$ for $\alpha \geq \frac{3e-5}{3e-3}$, see Wani and Swaminathan [24, Theorem 3.1].

Theorem 3.6. *For the function classes $\mathcal{BS}(\alpha)$, $\mathcal{S}_L^*(\alpha)$, and $\mathcal{S}_{\alpha,e}^*$ introduced in Section 1, we have the following radius results:*

- (i) For $0 \leq \alpha < 1$, $\mathcal{R}_{\mathcal{S}_{Ne}^*}(\mathcal{BS}(\alpha)) = \mathcal{R}_\alpha = \frac{4}{3+\sqrt{9+16\alpha}}$.
- (ii) For $0 \leq \alpha \leq 1/3$, $\mathcal{R}_{\mathcal{S}_{Ne}^*}(\mathcal{S}_L^*(\alpha)) = \frac{4(2-3\alpha)}{9(1-\alpha)^2}$. In particular, $\mathcal{R}_{\mathcal{S}_{Ne}^*}(\mathcal{S}_L^*) = \frac{8}{9}$.
- (iii) For $0 \leq \alpha \leq \frac{3e-5}{3e-3}$, $\mathcal{R}_{\mathcal{S}_{Ne}^*}(\mathcal{S}_{\alpha,e}^*) = \log\left(\frac{5-3\alpha}{3-3\alpha}\right)$. In particular, $\mathcal{R}_{\mathcal{S}_{Ne}^*}(\mathcal{S}_e^*) = \log\left(\frac{5}{3}\right) \approx 0.510826$.

The estimate in each part is sharp.

Proof. (i) Let $f \in \mathcal{BS}(\alpha)$. Then $zf'(z)/f(z) \prec G_\alpha(z) = 1 + z/(1 - \alpha z^2)$ and hence, for $|z| = r$, we have

$$\left| \frac{zf'(z)}{f(z)} - 1 \right| \leq \left| \frac{z}{(1 - \alpha z^2)} \right| \leq \frac{r}{(1 - \alpha r^2)}. \quad (3.6)$$

In view of Lemma 2.1, the disk (3.6) lies completely in Ω_{Ne} if $r/(1 - \alpha r^2) \leq 2/3$. This gives $r \leq 4/(3 + \sqrt{9 + 16\alpha}) = \mathcal{R}_\alpha$. For sharpness, consider the function

$$f_B(z) = z \left(\frac{1 + \sqrt{\alpha}z}{1 - \sqrt{\alpha}z} \right)^{1/(2\sqrt{\alpha})}.$$

It can be easily verified that $zf'_B(z)/f_B(z) = G_\alpha(z)$ and hence $f_B \in \mathcal{BS}(\alpha)$. Also, a straightforward calculation shows that

$$\left| \frac{zf'_B(z)}{f_B(z)} \right|_{z=-\mathcal{R}_\alpha} = \frac{1}{3} \quad \text{and} \quad \left| \frac{zf'_B(z)}{f_B(z)} \right|_{z=\mathcal{R}_\alpha} = \frac{5}{3}.$$

This proves that the estimate is best possible (see Figure 3).

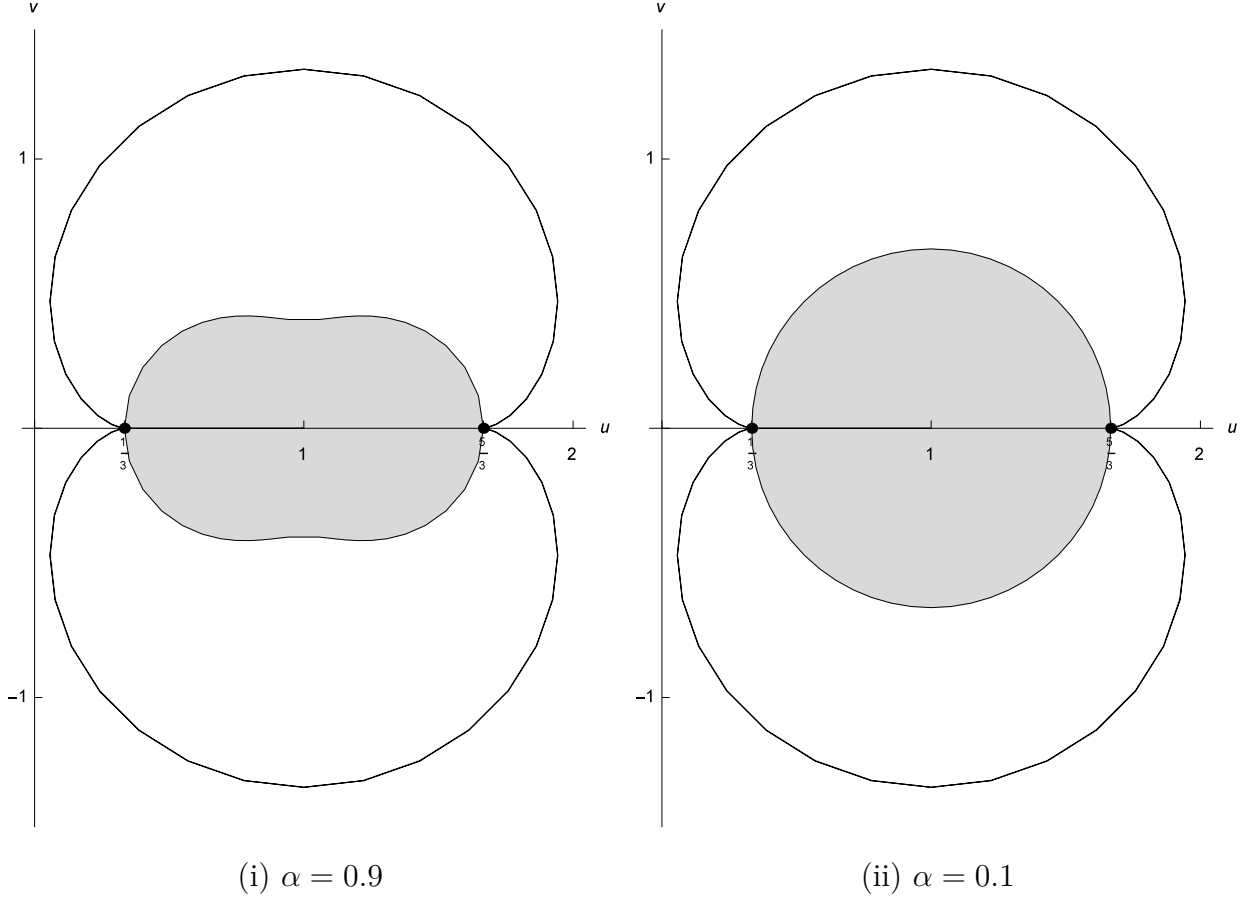


FIGURE 3. Sharpness of \mathcal{R}_α . The Shaded region is $G_\alpha(|z| < \mathcal{R}_\alpha)$ with (i) $\alpha = 0.9$ and (ii) $\alpha = 0.1$.

(ii) Let $f \in \mathcal{S}_L^*(\alpha)$. Then $zf'(z)/f(z) \prec \alpha + (1 - \alpha)\sqrt{1 + z}$ and hence

$$\begin{aligned} \left| \frac{zf'(z)}{f(z)} - 1 \right| &\leq \left| \alpha + (1 - \alpha)\sqrt{1 + z} - 1 \right| \\ &= (1 - \alpha) \left| 1 - \sqrt{1 + z} \right| \end{aligned}$$

$$\leq (1 - \alpha) \left(1 - \sqrt{1 - r}\right), \quad |z| = r.$$

An application of Lemma 2.1 shows that $f \in \mathcal{S}_{Ne}^*$ if $(1 - \alpha) \left(1 - \sqrt{1 - r}\right) \leq 2/3$, which on simplification gives $r \leq \mathcal{R}_{\mathcal{S}_{Ne}^*}(\mathcal{S}_L^*(\alpha))$. For sharpness, consider the function

$$f(z) = z + (1 - \alpha)z^2 + \frac{1}{16}(1 - \alpha)(1 - 2\alpha)z^3 + \dots$$

which satisfies $zf'(z)/f(z) = \alpha + (1 - \alpha)\sqrt{1 + z}$ and hence is a member of $\mathcal{S}_L^*(\alpha)$. Verification shows that $zf'(z)/f(z)$ assumes the value $1/3$ at the point $z = -4(2 - 3\alpha)/9(1 - \alpha)^2$. Further, taking $\alpha = 0$ yields the sharp radius estimate for the class \mathcal{S}_L^* .

(iii) $f \in \mathcal{S}_{\alpha,e}^*$ implies $zf'(z)/f(z) \prec \alpha + (1 - \alpha)e^z$. For $|z| = r$, this gives

$$\left| \frac{zf'(z)}{f(z)} - 1 \right| \leq (1 - \alpha) |e^z - 1| \leq (1 - \alpha) (e^r - 1) \leq \frac{2}{3}$$

if $r \leq \log\left(\frac{5-3\alpha}{3-3\alpha}\right) = \mathcal{R}_{\mathcal{S}_{Ne}^*}(\mathcal{S}_{\alpha,e}^*)$. The result is sharp for the function $g(z) \in \mathcal{S}_{\alpha,e}^*$ defined as

$$g(z) = z + (1 - \alpha)z^2 + \frac{1}{4}(1 - \alpha)(3 - 2\alpha)z^3 + \dots$$

On taking $\alpha = 0$, we obtain the sharp radius estimate for the class \mathcal{S}_e^* . \square

Theorem 3.7. For the function classes \mathcal{S}_{RL}^* , \mathcal{S}_C^* , \mathcal{S}_R^* and \mathcal{S}_{lim}^* introduced in Section 1, we have:

- (i) $\mathcal{R}_{\mathcal{S}_{Ne}^*}(\mathcal{S}_{RL}^*) = \frac{56}{122-41\sqrt{2}} \approx 0.874764$.
- (ii) $\mathcal{R}_{\mathcal{S}_{Ne}^*}(\mathcal{S}_C^*) = \sqrt{2} - 1 \approx 0.414214$.
- (iii) $\mathcal{R}_{\mathcal{S}_{Ne}^*}(\mathcal{S}_R^*) = \frac{1}{3\sqrt{2}-3} \approx 0.804738$.
- (iv) $\mathcal{R}_{\mathcal{S}_{Ne}^*}(\mathcal{S}_{lim}^*) = \frac{2\sqrt{2}}{3+\sqrt{15}} \approx 0.411528$.

The estimate in each part is best possible.

Proof. (i) Let $f \in \mathcal{S}_{RL}^*$. Then

$$\frac{zf'(z)}{f(z)} \prec \sqrt{2} - (\sqrt{2} - 1)\sqrt{\frac{1 - z}{1 + 2(\sqrt{2} - 1)z}}.$$

Therefore, for $|z| = r < 1$, we have

$$\begin{aligned} \left| \frac{zf'(z)}{f(z)} - 1 \right| &\leq \left| \sqrt{2} - (\sqrt{2} - 1)\sqrt{\frac{1 - z}{1 + 2(\sqrt{2} - 1)z}} - 1 \right| \\ &\leq 1 - \left(\sqrt{2} - (\sqrt{2} - 1)\sqrt{\frac{1 + r}{1 - 2(\sqrt{2} - 1)z}} \right) \end{aligned}$$

In view of Lemma 2.1, the above disk lies inside Ω_{Ne} provided

$$1 - \left(\sqrt{2} - (\sqrt{2} - 1)\sqrt{\frac{1 + r}{1 - 2(\sqrt{2} - 1)z}} \right) \leq \frac{2}{3},$$

or equivalently $r \leq 56/(122 - 41\sqrt{2}) = \mathcal{R}_{\mathcal{S}_{Ne}^*}(\mathcal{S}_{RL}^*)$. The result is sharp for the function $f_0 \in \mathcal{S}_{RL}^*$ defined as

$$f_0(z) = z \left(\frac{\sqrt{1 - z} + \sqrt{1 + 2(\sqrt{2} - 1)z}}{2} \right)^{2\sqrt{2}-2} \times \exp(g_0(z))$$

where

$$g_0(z) = \sqrt{2(\sqrt{2}-1)} \times \tan^{-1} \left(\frac{\sqrt{2(\sqrt{2}-1)} \left(\sqrt{2(\sqrt{2}-1)} z + 1 - \sqrt{1-z} \right)}{2(\sqrt{2}-1) \sqrt{1-z} + \sqrt{2(\sqrt{2}-1)} z + 1} \right).$$

(ii) $f \in \mathcal{S}_C^*$ implies $\frac{zf'(z)}{f(z)} \prec 1 + 4z/3 + 2z^2/3$. This subordination inturn gives

$$\left| \frac{zf'(z)}{f(z)} - 1 \right| \leq \left| \frac{4}{3}z + \frac{2}{3}z^2 \right| \leq \frac{2}{3}(r^2 + 2r), \quad |z| = r.$$

Applying Lemma 2.1, we conclude that $f \in \mathcal{S}_{Ne}^*$ if $\frac{2}{3}(r^2 + 2r) \leq \frac{2}{3}$ or if $r \leq \sqrt{2} - 1$. To verify the sharpness of the estimate, consider the function

$$f_C(z) := z \exp \left(\frac{4}{3}z + \frac{1}{3}z^2 \right).$$

Since $\frac{zf'_C(z)}{f_C(z)} = 1 + \frac{4}{3}z + \frac{2}{3}z^2$, the function $f_C(z)$ is a member of \mathcal{S}_C^* . Also, at the point $z = \sqrt{2} - 1$, the value of $zf'_C(z)/f_C(z)$ is $5/3$. Hence the result is sharp.

(iii) Let $f \in \mathcal{S}_{RL}^*$. Then $\frac{zf'(z)}{f(z)} \prec 1 + \frac{z}{k} \left(\frac{k+z}{k-z} \right)$, where $k = \sqrt{2} + 1$. For $|z| = r$, this further implies

$$\left| \frac{zf'(z)}{f(z)} - 1 \right| \leq \left| \frac{z}{k} \left(\frac{k+z}{k-z} \right) \right| \leq \frac{r}{k} \left(\frac{k+r}{k-r} \right) \leq \frac{2}{3}$$

if $3r^2 + 5kr - 2k^2 \leq 0$, or if $r \leq 1/(3\sqrt{2} - 3)$. Now, Lemma 2.1 implies that $\mathcal{R}_{\mathcal{S}_{Ne}^*}(\mathcal{S}_R^*) = 1/(3\sqrt{2} - 3)$. The estimate is sharp for the function $f_R \in \mathcal{S}_R^*$ defined by

$$f_R(z) := \frac{k^2 z}{(k-z)^2} e^{-z/k}, \quad k = \sqrt{2} + 1.$$

(iv) If $f \in \mathcal{S}_{lim}^*$, then $\frac{zf'(z)}{f(z)} \prec 1 + \sqrt{2}z + z^2/2$ and, for $|z| = r$,

$$\left| \frac{zf'(z)}{f(z)} - 1 \right| \leq \frac{1}{2}(r^2 + 2\sqrt{2}r) \leq \frac{2}{3}$$

provided $3r^2 + 6\sqrt{2}r - 4 \leq 0$ or $r \leq 2\sqrt{2}/(3 + \sqrt{15})$. The result is sharp for the function $f_{lim}(z) = z \exp(\sqrt{2}z + z^2/4) \in \mathcal{S}_{lim}^*$. \square

Theorem 3.8. *The \mathcal{S}_{Ne}^* -radii for the classes \mathcal{S}_Q^* and \mathcal{S}_S^* are given by*

- (i) $\mathcal{R}_{\mathcal{S}_{Ne}^*}(\mathcal{S}_Q^*) = \frac{1}{6}(\sqrt{17} - 1) \approx 0.520518$,
- (ii) $\mathcal{R}_{\mathcal{S}_{Ne}^*}(\mathcal{S}_S^*) = \sinh^{-1}(\frac{2}{3}) = \log\left(\frac{\sqrt{13}+2}{3}\right) \approx 0.625145$.

These estimates are not sharp.

Proof. (i) Let $f \in \mathcal{S}_Q^*$. Then $zf'(z)/f(z) \prec z + \sqrt{1+z^2}$ and hence

$$\left| \frac{zf'(z)}{f(z)} - 1 \right| \leq \left| z + \sqrt{1+z^2} - 1 \right| \leq 1 + r - \sqrt{1-r^2}, \quad |z| = r < 1. \quad (3.7)$$

From Lemma 2.1, it follows that the disk (3.7) lies inside Ω_{Ne} if $1 + r - \sqrt{1-r^2} \leq 2/3$, or if $r^2 + \frac{r}{3} - \frac{4}{9} \leq 0$. This inequality gives the desired radius estimate. We note that a graphical observation shows that the estimate is not sharp.

(ii) If $f \in \mathcal{S}_S^*$, then $zf'(z)/f(z) \prec 1 + \sin z$. For, $|z| = r < 1$, this yields

$$\left| \frac{zf'(z)}{f(z)} - 1 \right| \leq |\sin z| \leq \sinh r \leq \frac{2}{3}$$

provided $r \leq \sinh^{-1}(2/3)$. The desired result follows by an application of Lemma 2.1. \square

4. $\mathcal{S}_{Ne,n}^*$ -RADIUS FOR THE CLASSES OF RATIO FUNCTIONS

Let $n \in \mathbb{N} := \{1, 2, 3, \dots\}$. Let \mathcal{A}_n be the collection of all analytic functions $f(z)$ of the form $f(z) = z + \sum_{k=n+1}^{\infty} a_k z^k$ and let $\mathcal{P}_n(\alpha)$ be those $p \in \mathcal{H}$ having the form $p(z) = 1 + \sum_{k=n}^{\infty} p_k z^k$ and satisfying $\operatorname{Re}(p(z)) > \alpha$ ($0 \leq \alpha < 1$) for all $z \in \mathbb{D}$. Furthermore, let

$$\mathcal{S}_{Ne,n}^* := \mathcal{S}_{Ne}^* \cap \mathcal{A}_n, \quad \mathcal{S}_n^* := \mathcal{S}^* \cap \mathcal{A}_n, \quad \mathcal{C}_n := \mathcal{C} \cap \mathcal{A}_n \text{ and } \mathcal{P}_n := \mathcal{P}_n(0).$$

In this section, we will find the $\mathcal{S}_{Ne,n}^*$ -radius for some families defined by the ratio of analytic functions. To prove our results, we will use the following lemma.

Lemma 4.1 ([20, Lemma 2]). *Let $p \in \mathcal{P}_n(\alpha)$, then, for $|z| = r$,*

$$\left| \frac{zp'(z)}{p(z)} \right| \leq \frac{2nr^n(1-\alpha)}{(1-r^n)(1+(1-2\alpha)r^n)}.$$

In particular, if $p \in \mathcal{P}_n$ then

$$\left| \frac{zp'(z)}{p(z)} \right| \leq \frac{2nr^n}{1-r^{2n}}.$$

Now let us define the following function classes:

$$\mathcal{G}_1 := \left\{ f \in \mathcal{A}_n : \frac{f}{g} \in \mathcal{P}_n \text{ and } \frac{g(z)}{z} \in \mathcal{P}_n, g \in \mathcal{A}_n \right\},$$

$$\mathcal{G}_2 := \left\{ f \in \mathcal{A}_n : \frac{f}{g} \in \mathcal{P}_n \text{ and } \frac{g(z)}{z} \in \mathcal{P}_n\left(\frac{1}{2}\right), g \in \mathcal{A}_n \right\},$$

$$\mathcal{G}_3 := \left\{ f \in \mathcal{A}_n : \left| \frac{f(z)}{g(z)} - 1 \right| < 1 \text{ and } \frac{g(z)}{z} \in \mathcal{P}_n, g \in \mathcal{A}_n \right\},$$

and

$$\mathcal{G}_4 := \left\{ f \in \mathcal{A}_n : \left| \frac{f(z)}{g(z)} - 1 \right| < 1, g \in \mathcal{C}_n \right\}.$$

Theorem 4.1. *For the function classes \mathcal{G}_1 , \mathcal{G}_2 , \mathcal{G}_3 and \mathcal{G}_4 , we have the following radii results.*

- (i) $\mathcal{R}_{\mathcal{S}_{Ne,n}^*}(\mathcal{G}_1) = \rho_1 = \left(\frac{1}{3n+\sqrt{9n^2+1}} \right)^{1/n}$,
- (ii) $\mathcal{R}_{\mathcal{S}_{Ne,n}^*}(\mathcal{G}_2) = \rho_2 = \left(\frac{4}{9n+\sqrt{81n^2+24n+16}} \right)^{1/n}$,
- (iii) $\mathcal{R}_{\mathcal{S}_{Ne,n}^*}(\mathcal{G}_3) = \rho_3 = \left(\frac{4}{9n+\sqrt{81n^2+24n+16}} \right)^{1/n}$,
- (iv) $\mathcal{R}_{\mathcal{S}_{Ne,n}^*}(\mathcal{G}_4) = \rho_4 = \left(\frac{4}{3(n+1)+\sqrt{9n^2+42n+1}} \right)^{1/n}$.

Each estimate is sharp.

Proof. (i): Let $f \in \mathcal{G}_1$, and let $p, h : \mathbb{D} \rightarrow \mathbb{C}$ be defined as

$$p(z) = \frac{g(z)}{z} \quad \text{and} \quad h(z) = \frac{f(z)}{g(z)}.$$

Clearly, $p, h \in \mathcal{P}_n$. Thus, for $|z| = r$, we have the following inequalities from Lemma 4.1

$$\left| \frac{zp'(z)}{p(z)} \right| \leq \frac{2nr^n}{1-r^{2n}} \quad \text{and} \quad \left| \frac{zh'(z)}{h(z)} \right| \leq \frac{2nr^n}{1-r^{2n}}. \quad (4.1)$$

Moreover, we have $f(z) = g(z)h(z) = zp(z)h(z)$, which gives the identity

$$\frac{zf'(z)}{f(z)} = 1 + \frac{zp'(z)}{p(z)} + \frac{zh'(z)}{h(z)}. \quad (4.2)$$

Using the inequalities (4.1), the above identity yields the disk

$$\left| \frac{zf'(z)}{f(z)} - 1 \right| \leq \frac{4nr^n}{1-r^{2n}}.$$

In view of Lemma 2.1, this disk lies in the region Ω_{Ne} if $4nr^n/(1-r^{2n}) \leq 2/3$, or equivalently $r^{2n} + 6nr^n - 1 \leq 0$, which further gives $r \leq \rho_1$. To verify the sharpness of the estimate $\mathcal{R}_{\mathcal{S}_{Ne,n}^*}(\mathcal{G}_1)$, consider the functions $f_1, g_1 \in \mathcal{A}_n$ given by

$$f_1(z) = z \left(\frac{1+z^n}{1-z^n} \right)^2 \quad \text{and} \quad g_1(z) = z \left(\frac{1+z^n}{1-z^n} \right).$$

It is clear that $f_1(z)/g_1(z) = g_1(z)/z = (1+z^n)/(1-z^n) \in \mathcal{P}_n$, and hence $f_1 \in \mathcal{G}_1$. Also

$$\frac{zf_1'(z)}{f_1(z)} = 1 + \frac{4nz^n}{1-z^{2n}},$$

and at the point $z = \rho_1$, $zf_1'(z)/f_1(z) = 5/3$. This proves the sharpness of the radius estimate ρ_1 .

(ii): Let $f \in \mathcal{G}_2$, and define the functions $p, h : \mathbb{D} \rightarrow \mathbb{C}$ by $p(z) = g(z)/z$ and $h(z) = f(z)/g(z)$. Then $f(z) = zp(z)h(z)$ with $p \in \mathcal{P}_n(1/2)$ and $h \in \mathcal{P}_n$. In light of the identity (4.2), it follows from Lemma 4.1 that

$$\left| \frac{zf'(z)}{f(z)} - 1 \right| \leq \frac{2nr^n}{1-r^{2n}} + \frac{nr^n}{1-r^n} = \frac{3nr^n + nr^{2n}}{1-r^{2n}}.$$

Now from Lemma 2.1, $f \in \mathcal{S}_{Ne}^*$ provided

$$\frac{3nr^n + nr^{2n}}{1-r^{2n}} \leq \frac{2}{3}.$$

That is, if $(3n+2)r^{2n} + 9nr^n - 2 \leq 0$, which gives the desired result $r \leq \rho_2$. To prove that ρ_2 is the sharp $\mathcal{S}_{Ne,n}^*$ radius for the class \mathcal{G}_2 , define

$$f_2(z) = \frac{z(1+z^n)}{(1-z^n)^2} \quad \text{and} \quad g_2(z) = \frac{z}{1-z^n}.$$

It is easy to see that $\frac{f_2}{g_2} \in \mathcal{P}_n$ and $\frac{g_2}{z} \in \mathcal{P}_n(1/2)$, which shows that f_2 is a member of \mathcal{G}_2 . Further,

$$\left| \frac{zf_2'(z)}{f_2(z)} \right|_{z=\rho_2} = \frac{1 + 3nz^n + (n-1)z^{2n}}{1-z^{2n}} \Big|_{z=\rho_2} = \frac{5}{3}.$$

Hence, the estimate is sharp.

(iii): Let $f \in \mathcal{G}_3$. Define the functions $p, h : \mathbb{D} \rightarrow \mathbb{C}$ by

$$p(z) = \frac{g(z)}{z} \quad \text{and} \quad h(z) = \frac{g(z)}{f(z)}.$$

Obviously $p \in \mathcal{P}_n$, and $h \in \mathcal{P}_n(1/2)$ due to the fact that

$$\left| \frac{f(z)}{g(z)} - 1 \right| < 1 \iff \frac{g}{f} \in \mathcal{P}_n\left(\frac{1}{2}\right).$$

Observe that $f(z) = zp(z)/h(z)$ and

$$\frac{zf'(z)}{f(z)} = 1 + \frac{zp'(z)}{p(z)} - \frac{zh'(z)}{h(z)}.$$

Applying Lemma 4.1 and simplifying, we obtain

$$\left| \frac{zf'(z)}{f(z)} - 1 \right| \leq \frac{3nr^n + nr^{2n}}{1 - r^{2n}} \leq \frac{2}{3}$$

if $(3n + 2)r^{2n} + 9nr^n - 2 \leq 0$ or $r \leq \rho_3$. Therefore, by Lemma 2.1, the quantity $zf'(z)/f(z)$ lies inside Ω_{Ne} provided $r \leq \rho_3$. For sharpness, consider the functions

$$f_3(z) = \frac{z(1 + z^n)^2}{1 - z^n} \quad \text{and} \quad g_3(z) = \frac{z(1 + z^n)}{1 - z^n}$$

satisfying

$$\left| \frac{f_3(z)}{g_3(z)} - 1 \right| = |z|^n < 1 \quad \text{and} \quad \frac{g_3(z)}{z} = \frac{1 + z^n}{1 - z^n} \in \mathcal{P}_n,$$

so that $f_3 \in \mathcal{G}_3$. Moreover, it is easy to see that $\frac{zf'_3(z)}{f_3(z)}$ assumes the value $1/3$ at the point $z = \rho_3 e^{i\pi/n}$. This shows that the estimate is best possible.

(iv): Let $f \in \mathcal{G}_4$, and let $h : \mathbb{D} \rightarrow \mathbb{C}$ be given by $h(z) = g(z)/f(z)$, where $g \in \mathcal{A}_n$ is some convex function. As earlier, we have $h \in \mathcal{P}_n(1/2)$ and hence Lemma 4.1 gives

$$\left| \frac{zh'(z)}{h(z)} \right| \leq \frac{nr^n}{1 - r^n}. \quad (4.3)$$

Further, as convexity of g implies $g \in \mathcal{P}_n(1/2)$, we have from [18, Lemma 2.1]

$$\left| \frac{zg'(z)}{g(z)} - \frac{1}{1 - r^{2n}} \right| \leq \frac{r^n}{1 - r^{2n}}. \quad (4.4)$$

In view of (4.3), (4.4) and the identity

$$\frac{zf'(z)}{f(z)} = \frac{zg'(z)}{g(z)} - \frac{zh'(z)}{h(z)},$$

we calculate that

$$\left| \frac{zf'(z)}{f(z)} - \frac{1}{1 - r^{2n}} \right| \leq \frac{(n + 1)r^n + nr^{2n}}{1 - r^{2n}}.$$

Since for every $r \in (0, 1)$, the number $1 - r^{2n} < 1$, it follows from Lemma 2.1 that the above disk lies inside Ω_{Ne} provided

$$\frac{(n + 1)r^n + nr^{2n}}{1 - r^{2n}} \leq \frac{1}{1 - r^{2n}} - \frac{1}{3}.$$

or $(3n - 1)r^{2n} + 3(n + 1)r^n - 2 \leq 0$. This inequality gives $r \leq \rho_4$. Now define

$$f_4(z) = \frac{z(1 + z^n)^2}{(1 - z^n)^{1/n}} \quad \text{and} \quad g_4(z) = \frac{z}{(1 - z^n)^{1/n}}.$$

Evidently, $f_4 \in \mathcal{G}_4$ as $g_3 \in \mathcal{C}_n$ and

$$\left| \frac{f_4(z)}{g_4(z)} - 1 \right| = |z|^n < 1.$$

Also, at the point $z = \rho_4$, we have $zf'_4(z)/f_4(z) = 5/3$. This proves that the radius cannot be increased further. \square

REFERENCES

- [1] R. M. Ali, N. K. Jain and V. Ravichandran, Radii of starlikeness associated with the lemniscate of Bernoulli and the left-half plane, *Appl. Math. Comput.* **218** (2012), no. 11, 6557–6565.
- [2] R. M. Ali, N. K. Jain and V. Ravichandran, On the radius constants for classes of analytic functions, *Bull. Malays. Math. Sci. Soc.* (2) **36** (2013), no. 1, 23–38.
- [3] N. E. Cho, S. Kumar, V. Kumar and V. Ravichandran, Differential subordination and radius estimates for starlike functions associated with the Booth lemniscate, *Turkish J. Math.* **42** (2018), no. 3, 1380–1399.
- [4] N. E. Cho, V. Kumar, S. S. Kumar and V. Ravichandran, Radius problems for starlike functions associated with the sine function, *Bull. Iranian Math. Soc.* **45** (2019), no. 1, 213–232.
- [5] P. L. Duren, *Univalent functions*, Grundlehren der Mathematischen Wissenschaften, 259, Springer-Verlag, New York, 1983.
- [6] A. W. Goodman, *Univalent functions. Vol. I*, Mariner Publishing Co., Inc., Tampa, FL, 1983.
- [7] A. W. Goodman, *Univalent functions. Vol. II*, Mariner Publishing Co., Inc., Tampa, FL, 1983.
- [8] W. Janowski, Some extremal problems for certain families of analytic functions. I, *Ann. Polon. Math.* **28** (1973), 297–326.
- [9] R. Kargar, A. Ebadian and J. Sokół, On Booth lemniscate and starlike functions, *Anal. Math. Phys.* **9** (2019), no. 1, 143–154.
- [10] K. Khatter, V. Ravichandran and S. Sivaprasad Kumar, Starlike functions associated with exponential function and the lemniscate of Bernoulli, *Rev. R. Acad. Cienc. Exactas Fis. Nat. Ser. A Mat. RACSAM* **113** (2019), no. 1, 233–253.
- [11] S. Kumar and V. Ravichandran, A subclass of starlike functions associated with a rational function, *Southeast Asian Bull. Math.* **40** (2016), no. 2, 199–212.
- [12] W. C. Ma and D. Minda, A unified treatment of some special classes of univalent functions, in *Proceedings of the Conference on Complex Analysis (Tianjin, 1992)*, 157–169, Conf. Proc. Lecture Notes Anal., I, Int. Press, Cambridge.
- [13] T. H. MacGregor, The radius of univalence of certain analytic functions, *Proc. Amer. Math. Soc.* **14** (1963), 514–520.
- [14] R. Mendiratta, S. Nagpal and V. Ravichandran, A subclass of starlike functions associated with left-half of the lemniscate of Bernoulli, *Internat. J. Math.* **25** (2014), no. 9, 1450090, 17 pp.
- [15] R. Mendiratta, S. Nagpal and V. Ravichandran, On a subclass of strongly starlike functions associated with exponential function, *Bull. Malays. Math. Sci. Soc.* **38** (2015), no. 1, 365–386.
- [16] S. S. Miller and P. T. Mocanu, *Differential subordinations*, Monographs and Textbooks in Pure and Applied Mathematics, 225, Marcel Dekker, Inc., New York, 2000.
- [17] R. K. Raina and J. Sokół, Some properties related to a certain class of starlike functions, *C. R. Math. Acad. Sci. Paris* **353** (2015), no. 11, 973–978.
- [18] V. Ravichandran, F. Rønning and T. N. Shanmugam, Radius of convexity and radius of starlikeness for some classes of analytic functions, *Complex Variables Theory Appl.* **33** (1997), no. 1-4, 265–280.
- [19] M. O. Reade, On close-to-convex univalent functions, *Michigan Math. J.* **3** (1955), 59–62.
- [20] G. M. Shah, On the univalence of some analytic functions, *Pacific J. Math.* **43** (1972), 239–250.
- [21] K. Sharma, N. K. Jain and V. Ravichandran, Starlike functions associated with a cardioid, *Afr. Mat.* **27** (2016), no. 5-6, 923–939.
- [22] J. Sokół and J. Stankiewicz, Radius of convexity of some subclasses of strongly starlike functions, *Zeszyty Nauk. Politech. Rzeszowskiej Mat.* No. 19 (1996), 101–105.

- [23] B. A. Uralegaddi, M. D. Ganigi and S. M. Sarangi, Univalent functions with positive coefficients, *Tamkang J. Math.* **25** (1994), no. 3, 225–230.
- [24] L. A. Wani and A. Swaminathan, Starlike and convex functions associated with a nephroid domain having cusps on the real axis, *arXiv:1912.05767*, (2019), 22 pages.
- [25] Y. Yunus, S. A. Halim and A. B. Akbarally, Subclass of starlike functions associated with a limaçon, in *AIP Conference Proceedings 2018 Jun 28 (Vol. 1974, No. 1, p. 030023)*, AIP Publishing.

[†]DEPARTMENT OF MATHEMATICS, INDIAN INSTITUTE OF TECHNOLOGY, ROORKEE-247667, UT-TARAKHAND, INDIA

E-mail address: lateef17304@gmail.com

[‡]DEPARTMENT OF MATHEMATICS, INDIAN INSTITUTE OF TECHNOLOGY, ROORKEE-247667, UT-TARAKHAND, INDIA

E-mail address: swamifma@iitr.ac.in, mathswami@gmail.com