

# Optimal FPE for non-linear 1d-SDE.

## I: Additive Gaussian colored noise

Marco Bianucci<sup>1</sup>

<sup>1</sup>*Istituto di Scienze Marine, Consiglio Nazionale delle Ricerche (ISMAR - CNR),  
Forte Santa Teresa, Pozzuolo di Lerici, 19032 Lerici (SP), Italy*

(Dated: June 18, 2022)

### Abstract

Many complex phenomena occurring in physics, chemistry, biology, finance, etc. [1] can be reduced, by some projection process, to a 1-d SDE for the variable of interest. Typically, this SDE is both non-linear and non-markovian, so a Fokker Planck equation (FPE), for the probability density function (PDF), is generally not obtainable. However, the FPE is desirable because it is the main tool for obtaining important analytical statistical information such as stationary PDF and First Passage Time. Several techniques have been developed to deal with the finite correlation time  $\tau$  of the noise in nonlinear SDE, with the goal of obtaining an effective FPE. The main results are the “best” FPE (BFPE) of Lopez, West and Lindenberg [2] and the FPE obtained by using the “local linearization assumption” (LLA) introduced by Grigolini [3] and Fox [4]. In principle the BFPE is the best FPE achievable by using a perturbation approach, where noise is weak, but the correlation time can be large. However, the BFPE often gives "non-physical" results, as negative values of both the diffusion coefficient and the Probability Distribution Functions (PDF), in some regions of the state space (which must be forcibly excluded from the domain support of the PDF). Moreover, when compared with numerical simulations of the SDE, the agreement is not so good, except for very weak noises. We show here that these flaws of the original BFPE are due to an incorrect use of the interaction picture, due to a pitfall of strongly dissipative systems. We will show how to cure this problem, so as to arrive to the true best FPE achievable from a perturbation approach. However, we shall also show that the LLA FPE for 1d-SDE continues to usually perform better than the cured BFPE, in particular for intensity of noise beyond the perturbation limit. We will briefly mention the reasons for this, with a detailed explanation reserved for later work. In this first paper we consider non-linear systems of interest perturbed by additive Gaussian colored noises.

In the present work we are interested in non-linear 1-d SDEs that can be written as:

$$\dot{X} = -C(X) + \epsilon I(X)\xi(t). \quad (1)$$

where  $X$  is the variable of interest,  $-C(X)$  is the unperturbed velocity field,  $I(X)$  is the perturbation function,  $\xi(t)$  is the stochastic perturbation with zero mean and autocorrelation function  $\varphi(t) = \langle \xi\xi(t) \rangle / \langle \xi \rangle^2$ , the parameter  $\epsilon$  controls the intensity of the perturbation. Countless are the cases in which some physical (and not only) processes can be described by an SDE as that in Eq. (1). To avoid confusing the reader, in this paper we will focus our attention on the additive case, i.e. when  $I(X) = 1$ :

$$\dot{X} = -C(X) + \epsilon \xi(t). \quad (2)$$

The more general case of multiplicative perturbation of Eq. (1) can be reduced to the additive one of Eq. (2) by dividing the former equation by  $I(X)$  and performing the transformation of variables defined by the derivative relation  $dX/I(X) \rightarrow dX$  [5]. However this change of variables is not necessary, introduces a constraint into the system (any zeros of the function  $I(X)$  must be removed from the space state of the system) and hides the physical meaning of the model. Thus we decided to deal in depth the case of multiplicative SDE in a separate paper, where we will also consider non Gaussian noise.

It is a standard result in Statistics that when the stochastic forcing is a white noise:  $\langle \xi(t)\xi(t') \rangle = 2\langle \xi^2 \rangle \delta(t - t')$ , the SDE of Eq. (2) is completely equivalent to the following Fokker Planck Equation (FPE) for the Probability Density Function (PDF)  $P(X; t)$  of the variable  $X$  (we will use the shorthand  $\partial_X := \partial/\partial X$ ):

$$\partial_t P(X; t) = \partial_X C(X) P(X; t) + \epsilon^2 \langle \xi^2 \rangle \partial_X^2 P(X; t). \quad (3)$$

From the FPE of Eq. (3) the stationary PDF is given by

$$P_{W,eq}(X) = \frac{1}{Z} e^{-\int^X \frac{C(y)}{\epsilon^2 \langle \xi^2 \rangle} dy} \quad (4)$$

in which  $Z$  is the normalization constant. However, white noise is usually a too extreme oversimplification of real driven forcing of phenomena of interest. The importance of systems driven by colored noise has been recognized in a number of very different situations, e.g., statistical properties of dye lasers [6–9] chemical reaction rate [10–13], optical bistability [14, 15], large scale Ocean/Atmosphere dynamics [16, 17] and many others. Here we will assume

that the Gaussian stochastic process  $\xi(t)$  is characterized by a “finite” correlation time  $\tau$  and unitary intensity  $\langle \xi^2 \rangle \tau = 1$ . It is well known that both in the present one-dimensional case and in the more general multidimensional one, if the unperturbed velocity vector field is linear, the Gaussian property of the (generally colored) noise  $\xi(t)$  is “linearly” transferred to the system of interest, so the FPE structure does not break (see, e.g., [13, 18]). On the contrary, in the case of non linear SDE and/or non Gaussian noise, for finite values of  $\tau$  the FPE breaks. This is the case we are interested in here.

Several techniques have been developed to deal with the correlation time of the noise in nonlinear SDE, with the aim of obtaining an effective FPE that, with a good approximation, describes the evolution and the stationary properties of  $P(X, t)$ . They can be summarized in three main strands that correspond to three general techniques: the cumulant expansion technique [19–21], the functional-calculus approach [4, 22] (see also [2]) and the projection-perturbation methods (e.g., [12, 23–25]). Each of these methods leads to a formally exact evolution equation for the PDF of the driven process. At this level the different descriptions are therefore equivalent. The exact formal results do not lend themselves to calculations nor give a FPE structure, therefore they require that approximations be made. The approximations made within these various formalisms involve truncations and/or partial resummations of infinite power series respect to the parameters  $\epsilon$  and  $\tau$ . Not surprisingly, it has been argued [2] that the effective FPE obtained from these different techniques are identical at the same level of approximation (time scale separation, weak perturbation, Gaussian noise etc.). The results of the approximations can be collected in two types: the BFPE obtained by Lopez, West and Lindenberg [2] from a standard perturbation method, where  $\epsilon$  is the small parameter, but  $\tau$  should not be limited, and the “Local Linearization Assumption” (LLA) FPE of Grigolini [3] that coincides with the result of the functional-calculus approach of Fox [4, 22]. In some recent works we have shown how it is possible generalize the BFPE result to multidimensional systems and even to non stochastic (but chaotic) perturbations [25–29].

However, strangely enough, the BFPE often fails when compared with numerical simulations, even for relatively weak perturbations, while the LLA FPE usually works better. In the conclusion section we will comment briefly on this, leaving a more in-depth discussion to a later work, dedicated to the Almost Gaussian Assumption.

In the next section we will shortly review the perturbation approach that leads to the

BFPE, stressing that care must be taken when using the interaction picture in strongly dissipative systems: the pitfalls we can find are the sources of the defects of the original BFPE of Lopez, West and Lindenberg. Then we will show how to cure these problems.

## I. THE FPE

From Eq. (2) it follows that, for any realization of the process  $\xi(u)$ , with  $0 \leq u \leq t$ , the time-evolution of the PDF of the whole system, which we indicate with  $P_\xi(X; t)$ , satisfies the following PDE:

$$\partial_t P_\xi(X; t) = \mathcal{L}_a P_\xi(X; t) + \epsilon \xi(t) \mathcal{L}_I P_\xi(X; t) \quad (5)$$

in which the unperturbed Liouville operator  $\mathcal{L}_a$  is

$$\mathcal{L}_a := \partial_X C(X) \quad (6)$$

and the Liouville perturbation operator is

$$\mathcal{L}_I := \partial_X. \quad (7)$$

A standard step of the perturbation method is to introduce the interaction representation, by which Eq. (5) becomes

$$\partial_t \tilde{P}_\xi(X; t) = \xi(t) \tilde{\mathcal{L}}_I(t) \tilde{P}_\xi(X; t), \quad (8)$$

where

$$\tilde{P}_\xi(X; t) := e^{-\mathcal{L}_a t} P_\xi(x; t), \quad (9)$$

and

$$\tilde{\mathcal{L}}_I(t) := e^{-\mathcal{L}_a t} \mathcal{L}_I e^{\mathcal{L}_a t} = e^{-\mathcal{L}_a^\times t} [\mathcal{L}_I], \quad (10)$$

in which, for any couple of operators  $\mathcal{A}$  and  $\mathcal{B}$ , we have defined  $\mathcal{A}^\times[\mathcal{B}] := [\mathcal{A}, \mathcal{B}] = \mathcal{A}\mathcal{B} - \mathcal{B}\mathcal{A}$ . The last step in Eq. (10) is easily demonstrated by induction and it is known as the Hadamard's lemma for exponentials of operators. In [29]  $\tilde{\mathcal{L}}_I(t)$  of Eq. (10) is also called the Lie evolution of the operator  $\mathcal{L}_I$  along the Liouvillian  $\mathcal{L}_a$ , for a time  $-t$ . For further use, we note that the Lie evolution of a product of operators is the product of the Lie evolution of the individual operators:

$$e^{\mathcal{A}^\times t} [\mathcal{B}\mathcal{C}] = e^{\mathcal{A}^\times t} [\mathcal{B}] e^{\mathcal{A}^\times t} [\mathcal{C}].$$

Defining  $P(X; t) := \langle P_\xi(X; t) \rangle$  and assuming that at the initial time  $t = 0$  the  $P(x; 0)$  *does not depend on the possible values of the process  $\xi$*  (or that we wait long enough to make the initial conditions ineffective), Eq. (8), at the first non vanishing power of  $\epsilon$ , leads to:

$$\partial_t \tilde{P}(X; t) = \epsilon^2 \langle \xi^2 \rangle \tilde{\mathcal{L}}_I(t) \int_0^t du \tilde{\mathcal{L}}_I(u) \varphi(t - u) P(X; t) \quad (11)$$

from which, getting rid of the interaction picture, we have

$$\begin{aligned} \partial_t P(X; t) \\ = \mathcal{L}_a P(X; t) + \epsilon^2 \langle \xi^2 \rangle \partial_X \int_0^t du e^{\mathcal{L}_a^\times u} [\partial_X] \varphi(u) P(X; t). \end{aligned} \quad (12)$$

This is the standard result we obtain with any perturbation approach (for example, the Zwanzing projection approach [25] or the cumulants method [21]). The next step is to rewrite, if possible, Eq. (12) as a FPE:

$$\partial_t P(X; t) = \mathcal{L}_a P(X; t) + \partial_X^2 D(X) P(X; t). \quad (13)$$

Then, given the state dependent diffusion coefficient  $D(X)$ , the stationary PDF of the FPE is easily obtained

$$P_s(X) = \frac{1}{Z} \frac{e^{-\int_0^X \frac{C(Y)}{D(Y)} dY}}{D(X)} \quad (14)$$

To go from Eq. (12) to Eq. (13), the crucial term is the operator  $e^{\mathcal{L}_a^\times u} [\partial_X]$ . In most literature on the Zwanzing projection method (e.g., [23]), the explicit FPE is obtained from Eq. (12) assuming that  $\tau$ , the decay time of the correlation function  $\varphi(t)$ , is much smaller than the unperturbed dynamics driven by the Liouvillian  $\mathcal{L}_a$ . In fact, in this case it is possible to replace, in Eq. (12), the power expansion (note the shorthand  $(\partial_X C(X)) := C'(X)$ )

$$\begin{aligned} e^{\mathcal{L}_a^\times u} [\partial_X] &= \partial_X + [\mathcal{L}_a, \partial_X] u + O(u^2) \\ &= \partial_X - \partial_X C'(X) u + O(u^2). \end{aligned} \quad (15)$$

that leads to a FPE with a state dependent diffusion coefficient, given by a series of “moments” of the time  $u$ , weighted with the correlation function  $\varphi(u)$ . However, such a series, as it is apparent from Eq. (15), contains secular terms and is (generally) not absolutely convergent. This is clearly shown in the example considered in Fig. 1. A way to avoid this problem is to solve, without approximations, the Lie evolution of the differential operator

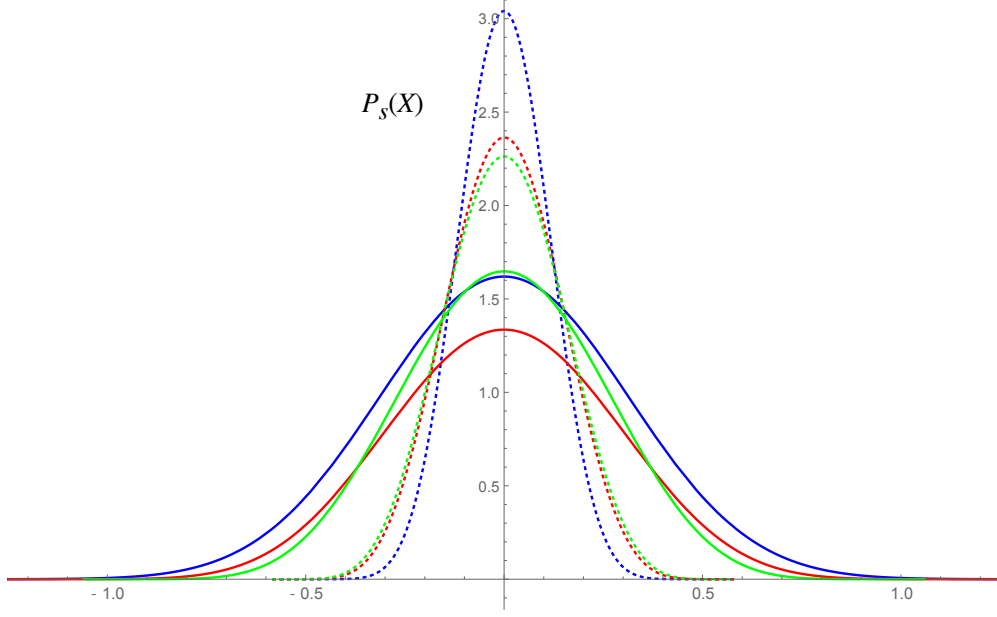


FIG. 1. The case where  $C(X) = \sinh(X)$ , and  $\langle \xi^2 \rangle = 1$ ,  $\varphi(t) = \exp(-t/\tau)$ ,  $\tau = 0.8$  and  $\epsilon = 0.3$ . The graphs are the PDFs obtained from Eq. (14), in which the state dependent diffusion coefficient  $D(X)$  is evaluated from Eq. (12) supplemented with the series expansion of Eq. (15) truncated at the fifth order. The solid lines refer to even orders: zeroth (blue), second (red) and fourth (green) one. The dashed lines refer to odd orders: first (blue), third (red) and fifth (green) one.

$\partial_X$  along the Liouvillian  $\mathcal{L}$ . In [29] this was done for the general case of multidimensional systems and multiplicative forcing. In the present simpler one-dimensional case, recalling that  $\mathcal{L}_a = \partial_X C(X)$ , the Lie evolution of  $\partial_X$ , without approximations, can be obtained directly as follows:

$$\begin{aligned} e^{\mathcal{L}_a^\times u}[\partial_X] &= e^{\mathcal{L}_a^\times u}[\partial_X C(X) \frac{1}{C(X)}] \\ &= e^{\mathcal{L}_a^\times u}[\mathcal{L}_a] e^{\mathcal{L}_a^\times u}[\frac{1}{C(X)}] = \partial_X C(X) \frac{1}{C(X_0(X; -u))} \end{aligned} \quad (16)$$

where  $X_0(X; -u) := e^{\mathcal{L}_a^\times u}[X] = \left(e^{-\mathcal{L}_a^+ u} X\right)$  [29] is the unperturbed backward evolution, for a time  $u$ , of the variable of interest, starting from the  $X$  position at the initial time  $u = 0$ . In the second line of Eq. (16) we have used two trivial facts [29]:

- given two operators  $\mathcal{A}$  and  $\mathcal{B}$ ,  $\mathcal{B}$  does not Lie-evolve along  $\mathcal{A}$  when  $[\mathcal{A}, \mathcal{B}] = 0$ , thus  $e^{\mathcal{L}_a^\times u}[\mathcal{L}_a] = \mathcal{L}_a$ ,
- the Lie evolution along a deterministic (first order partial differential operator) Liou-

villian of a regular function  $C(X)$ , is just the back-time evolution of  $C(X)$  along the flow generated by the same Liouvillian:

$$e^{\mathcal{L}_a^\times u}[C(X)] = C(X_0(X; -u)). \quad (17)$$

Inserting Eq. (16) in the FPE of Eq. (12) we get, in a clear and straight way, the so-called Best Fokker Planck Equation (BFPE) of Lopez, West and Lindenberg [2] (actually, ours is a generalization of that, since we don't assume that  $\varphi(t) = \exp(-t/\tau)$  and we also leave "finite" the time integration  $t$  [30]):

$$\begin{aligned} \partial_t P(X; t) &= \mathcal{L}_a P(X; t) \\ &+ \epsilon^2 \langle \xi^2 \rangle \partial_X^2 C(X) \left( \int_0^t du \frac{1}{C(X_0(X; -u))} \varphi(u) \right) P(X; t) \end{aligned} \quad (18)$$

For "enough" weak noise  $\epsilon \xi(t)$ , the BFPE should be the best possible approximation we can get from a perturbation approach to the SDE of Eq. (2). Actually we shall see in the following that some more prescriptions must be added to the formal expression of Eq. (18). If we are interested in short times statistical features of the system, we must leave the time  $t$  as the upper limit of integration in Eq. (18). However, if we are interested in large times (with respect to the time scales of both the unperturbed system of interest and the correlation of the perturbation), or in stationary statistics, in order to avoid the divergence of the same integral, we must verify, case by case, the decaying property of the integrand. Assuming that  $\tau$  is not a small expansion parameter, we should expect that, as for any result from a time perturbation procedure, the BFPE describes well the dynamics of the PDF for times much smaller than some time  $\bar{t}$ , proportional to the inverse of the expansion parameter  $\epsilon^2$ . For  $t \geq \bar{t}$ , in principle, the BFPE could fail completely. Unfortunately, the relaxation process emerging after the coupling of the system of interest with the perturbation, requires times that are generally grater than  $\bar{t}$  (order of  $(\epsilon^2 \tau)^{-1}$ ). Therefore, the perturbation approach alone cannot guarantee that the stationary PDF ( $= \lim_{t \rightarrow \infty} P(X; t)$ ) of the FPE of Eq. (18) is a good approximation of the "true" one. But the cumulant approach can do it. In different perspectives and contexts this fact has been widely discussed and demonstrated by van Kampen [31, 32], Fox [33], Terwiel [34], and Roerdink [35] many years ago, working directly (and heavily) with the analytical expressions of the generalized cumulants defined by the  $t$ -ordered exponential. These results have been generalized in [21], where it is shown

that for the SDE of Eq. (2), the projection perturbation approach leads to the BFPE of Eq. (18), plus terms that destroy the FPE structure that are at least order  $O(\epsilon^4\tau^3)$ .

As far as the LLA FPE is concerned, West et al. have shown [2] that it can be formally derived from the BFPE of Eq. (18) as follows:

1. by assuming that there is enough time-scale separation between the unperturbed dynamics and the decay time of the correlation function  $\varphi(t)$ , so that the unperturbed dynamics  $X_0(X; -u)$  can be considered close to the initial position  $X$ ;
2. given point 1 here above, instead of directly expanding  $\frac{1}{C(X_0(X; -u))}$  in powers of  $u$  (which would give rise to the same secular terms as the expansion given in Eq. (15)), West et al. expand its logarithm:

$$\begin{aligned} \frac{1}{C(X_0(X; -u))} &= e^{\log\left(\frac{1}{C(X_0(X; -u))}\right)} \\ &= e^{\log\left(\frac{1}{C(X)}\right) - C'(X)u - \frac{1}{2}C(X)C''(X)u^2 + O(u^3)}, \end{aligned} \quad (19)$$

and truncate the series at the first order.

In fact, by using point 2 in Eq. (18), we are led to the LLA FPE (generalized to finite times and to general correlation functions of the noise):

$$\begin{aligned} \partial_t P(X; t) &\sim \mathcal{L}_a P(X; t) \\ &+ \epsilon^2 \langle \xi^2 \rangle \partial_X^2 \left( \int_0^t du e^{-C'(X)u} \varphi(u) \right) P(X; t). \end{aligned} \quad (20)$$

It is worth pointing out that in the case of linear systems of interest, i.e. for  $C(X) = \gamma X$ , the series expansion of the r.h.s. of Eq. (19) stops *exactly* at the first order in  $u$ , while this does not happen by directly expanding the term  $1/C(X_0(X; -u))$ . Therefore, instead of using the West et al. pathway (represented by the points 1-2 here above) to go from the BFPE to the LLA FPE, the latter can be directly obtained by replacing the function  $C(X)/C(X_0(X; -u))$  with the exponential decay function with state dependent decay coefficient  $C'(X)$ :  $C(X)/C(X_0(X; -u)) \rightarrow \exp(-C'(X)u)$ .

From Eqs. (18)-(20) we get the following result for the state dependent diffusion coefficient of the FPE:

$$D(X, t) = \begin{cases} D(X, t)_{BFPE} = \epsilon^2 \langle \xi^2 \rangle C(X) \left( \int_0^t du \frac{1}{C(X_0(X; -u))} \varphi(u) \right) \\ D(X, t)_{LLA} = \epsilon^2 \langle \xi^2 \rangle \left( \int_0^t du e^{-C'(X)u} \varphi(u) \right) \end{cases} \quad (21)$$



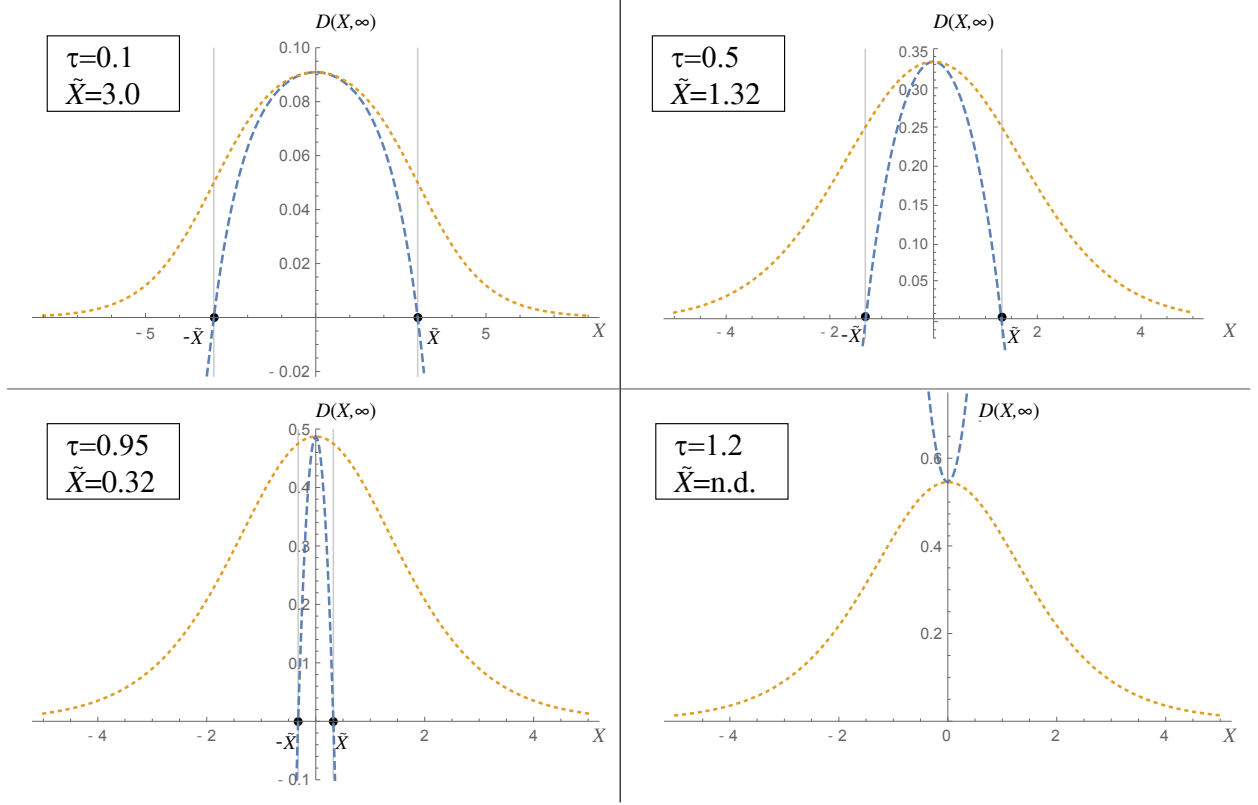


FIG. 2. Dashed blue lines: the  $D(X, \infty)_{BFPE}$  of Eq. (23) for different values of  $\tau$  and with  $\alpha = k = 1$ . Dotted orange lines: the  $D(X, \infty)_{LLA}$  of Eq. (24) for the same values of  $\tau$  ( $\alpha = k = 1$ ). Note that the  $D(X, \infty)_{BFPE}$  is negative for  $|X| > \tilde{X}$ , a clear unphysical result and it is undefined (divergent) for  $\alpha k \tau > 1$ , while the LLA diffusion coefficient is always defined and positive.

that, for large times becomes

$$D(X, \infty) = \begin{cases} D(X, \infty)_{BFPE} = \epsilon^2 \langle \xi^2 \rangle C(X) \left( \int_0^\infty du \frac{1}{C(X_0(X; -u))} \varphi(u) \right) \\ D(X, \infty)_{LLA} = \epsilon^2 \langle \xi^2 \rangle \hat{\varphi}(C'(x)) \end{cases} \quad (22)$$

in which the “cap” means Laplace transform.

From Eq. (22) it turns out that while  $D(X, \infty)_{LLA}$  exists and is positive under fairly general and clear conditions, the situation is much more complex for  $D(X, \infty)_{BFPE}$ . A simple example may serve for illustration. Let us consider the case in which  $C(X) = \alpha \sinh(kX)$  and  $\varphi(t) = \exp(-t/\tau)$ . The corresponding SDE is related to a well known chemical reaction scheme, also considered by Lindenberg and West [5]. A straightforward calculation leads to  $C(X)/C(X_0(X; -u)) = \cosh(\alpha k u) - \cosh(kX) \sinh(\alpha k u)$ , that inserted in Eq. (22), for

times  $t \gg \tau/(1 - \alpha k \tau)$ , gives

$$D(X, \infty)_{BFPE} = \epsilon^2 \langle \xi^2 \rangle \tau \frac{1 - \alpha k \tau \cosh(kX)}{1 - \alpha k \tau}, \quad (23)$$

with the convergence constraint  $\alpha k \tau < 1$ . For the  $D_{LLA}$  of Eq. (22) we easily get

$$D(X, \infty)_{LLA} = \epsilon^2 \langle \xi^2 \rangle \tau \frac{1}{1 + \alpha k \tau \cosh(kX)}, \quad (24)$$

where now the only constraint is that the dissipative flow is not divergent (namely,  $\alpha > 0$ ).

From Eq. (23) we see that for  $X = \pm \tilde{X}$ , with  $\tilde{X} := \frac{\log(\sqrt{\theta^2 - 1} + \theta)}{k}$ , where  $\theta := (\alpha k \tau)$ , the diffusion coefficient of the BFPE vanishes and for  $|X| > \tilde{X}$  it is negative (a clear unphysical result). On the other hand, the  $D(X, \infty)_{LLA}$  of Eq. (24) is always positive. In Fig. 2 we plot the position dependent diffusion coefficients  $D(X, \infty)_{BFPE}$  and  $D(X, \infty)_{LLA}$  for different values of  $\tau$ . From Eqs. (23) and (24) and exploiting Eq. (14), with a little algebra we arrive to the following stationary PDFs:

$$\begin{aligned} P_s(X)_{BFPE} &= \frac{1}{Z_{BFPE}} \left( \frac{1 - \alpha k \tau \cosh(kX)}{1 - \alpha k \tau} \right)^{\frac{1 - \alpha^2 k^2 \tau^2 - k^2 \tau^2 \epsilon^2}{k^2 \langle \xi^2 \rangle \tau^2 \epsilon^2}} \end{aligned} \quad (25)$$

and

$$\begin{aligned} P_s(X)_{LLA} &= \frac{1}{Z_{LLA}} \left( \frac{1 + \alpha k \tau \cosh(kx)}{1 + \alpha k \tau} \right) e^{-\frac{\alpha \sinh^2(\frac{kx}{2}) (\alpha k \tau + \alpha k \tau \cosh(kx) + 2)}{\langle \xi^2 \rangle \tau k \epsilon^2}}, \end{aligned} \quad (26)$$

respectively. From Eq. (25) we see that the BFPE stationary PDF is proportional to the state dependent diffusion coefficient of Eq. (23), raised to a certain power, thus, as for  $D_{BFPE}$ , it is zero for  $X = \pm \tilde{X}$  (which is  $\epsilon$  independent), while for  $|X| > \tilde{X}$  it does not exists (it is a complex number or it is negative and/or it diverges according to the value of the exponent). On the other hand, the stationary PDF of the LLA FPE of Eq. (26) is well defined for any value of  $\tau$ . The standard way to cure this flaw of the BFPE is to restrict the support of the PDF [2, 5]. For example, in our case we can see that, together with the stationary PDF, the first and the second derivatives of Eq. (25) also vanish in  $|X| = \tilde{X}$ , therefore we can limit the support of the PDF of Eq. (25) to  $X \in (-\tilde{X}, \tilde{X})$ . However, from Fig. 3 it is clear that by increasing  $\epsilon$ , the result of Eq. (25) does not agree well with that

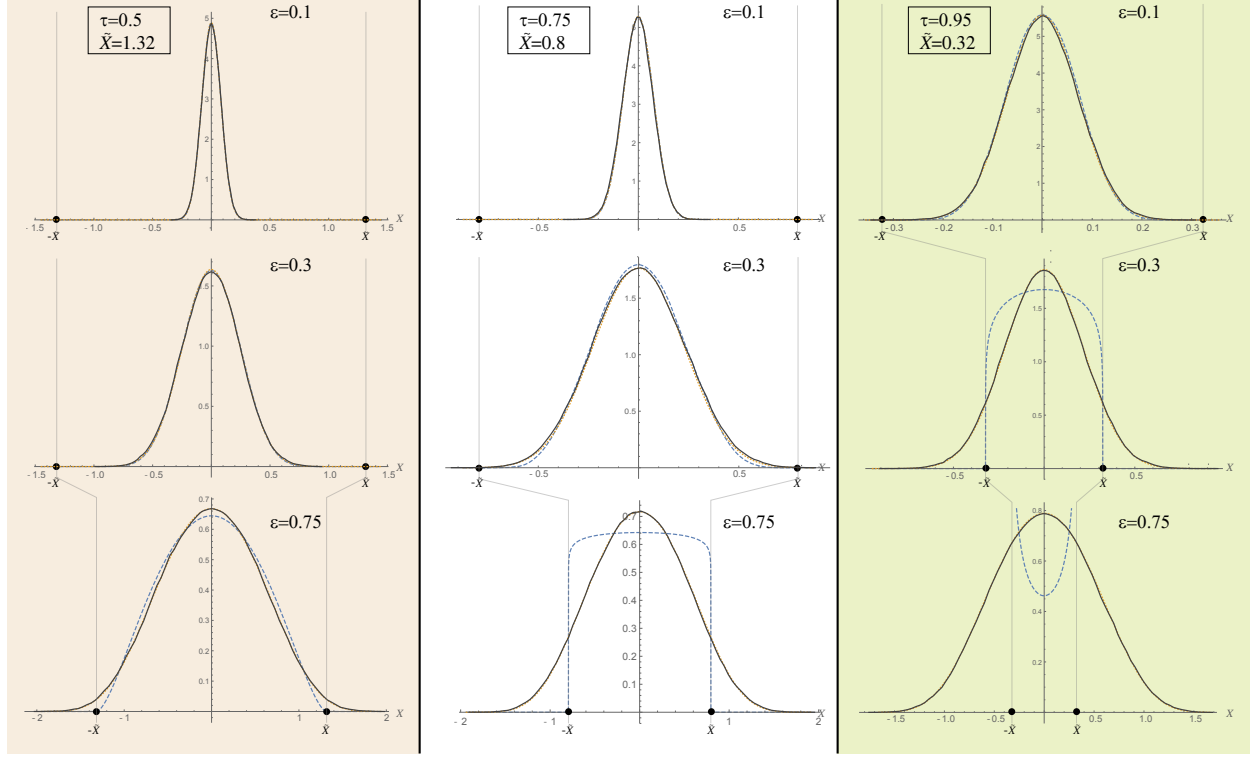


FIG. 3. Solid black lines: the stationary PDF from the numerical simulation of the SDE of Eq. (2) with  $C(X) = \alpha \sinh(kX)$  and  $\alpha = k = 1$ . Dashed blue lines:  $P_s(X)_{BFPE}$  of Eq. (25), the interval  $-\tilde{X} < X < \tilde{X}$  is the support of this PDF. Dotted orange lines (barely visible close or under the solid lines):  $P_s(X)_{LLA}$  of Eq. (26), (see the text for details). The three columns correspond to three different values for  $\tau$ , while the three rows corresponds to three different values for  $\epsilon$ . Note that the BFPE (Dashed blue lines) completely fails when, increasing  $\epsilon$ , the width of the PDF becomes comparable (or larger) than the interval width  $2\tilde{X}$ .

obtained from the numerical simulation of the SDE of Eq. (2). Only for very small values of  $\tau\epsilon$  the result is good (i.e., when the width of the PDF is small compared to  $2\tilde{X}$ ).

From Fig. 3 we also see that the LLA stationary PDF given by Eq. (26) is always almost indistinguishable from the “true” one, so it really performs better than the BFPE. This is surprising considering that we have just shown that the LLA FPE can be derived as an approximation of the BFPE by using the series expansion given in Eq. (19). This fact does not change when considering other velocity fields  $C(X)$ . For example, in the pure cubic case, namely for  $C(X) = X^3$  (other examples can be found in literature [3, 36–38]), the situation is even more striking.

In fact, from Eq. (21) we easily obtain, for the BFPE, a state dependent diffusion coefficient given by

$$\begin{aligned}
D(X, t)_{BFPE} = & \epsilon^2 \langle \xi^2 \rangle \frac{1}{2} \tau e^{-\frac{t}{\tau}} \left[ (2\sqrt{1 - 2tX^2} e^{\frac{1}{2\tau X^2}} (2tX^2 + 3\tau X^2 - 1) \right. \\
& \left. - 3\sqrt{2\pi\tau}^{3/2} X^3 e^{t/\tau} \operatorname{erfi} \left( \frac{\sqrt{\frac{1}{2} - tX^2}}{\sqrt{\tau}X} \right) \right] e^{-\frac{1}{2\tau X^2}} \\
& - \frac{1}{2} \tau \left[ -3\sqrt{2\pi\tau}^{3/2} X^3 e^{-\frac{1}{2\tau X^2}} \operatorname{erfi} \left( \frac{1}{\sqrt{2}\sqrt{\tau}X} \right) + 6\tau X^2 - 2 \right] \quad (27)
\end{aligned}$$

that, for  $t > 2X^2$  is a complex number: for large times it is not defined!

On the other hand, in this case the LLA diffusion coefficient is simply given by

$$D(X, t)_{LLA} = \epsilon^2 \langle \xi^2 \rangle \tau \frac{(1 - e^{-t(\frac{1}{\tau} + 3X^2)})}{3\tau X^2 + 1}$$

that, for large times, has the following simple limit:

$$D(X, \infty)_{LLA} = \epsilon^2 \langle \xi^2 \rangle \tau \frac{1}{3\tau X^2 + 1}. \quad (28)$$

Hereafter, we will demonstrate that the aforementioned flaws of the BFPE are due to an incorrect implementation of the perturbation procedure, and we will remedy this situation. For this purpose, note that the possibly negative  $D_{BFPE}$  value of Eq. (22) is related to the fact that the kernel of the integral can be negative for some  $X$  values. For example, considering once again the case of  $C(X) = \alpha \sinh(kX)$ , we see from Fig. 4, solid lines, that, after a given time  $\bar{u}(X)$  depending on  $X$ , the function  $C(X)/C(X_0(X; -u))$  becomes negative. We also see that the larger the  $X$  value, the shorter the time  $\bar{u}(X)$ . Thus, whatever the correlation decay time  $\tau \in (0, 1/\alpha k)$ , there will always be a certain  $\bar{X}$  value such that  $D(X, \infty)_{BFPE}$  of Eq. (22) is negative for  $|X| > \bar{X}$  (the greater the  $\tau$  value, the smaller the  $\bar{X}$  value). In other cases, for example when  $C(X) = X^3$  for  $|X| > \bar{X}$  (still defining  $\pm \bar{X}$  as the value at which  $C(X)/C(X_0(X; -u))$  vanishes), the kernel of the  $D(X, \infty)_{BFPE}$  of Eq. (22), instead of being negative, is a complex number (the square root of a negative number, see Fig. 5). Therefore, in this case it would seem that the BFPE does not exist at all. These lacks of the BFPE are artifacts, introduced by the interaction picture, or better, by a non proper use of the interaction picture and can be cured. When we move to the interaction picture and then return to the normal representation, we time evolve forth and back the variable of interest, along the flow generated by the  $-C(X)$  velocity field. For a dissipative flow, with an

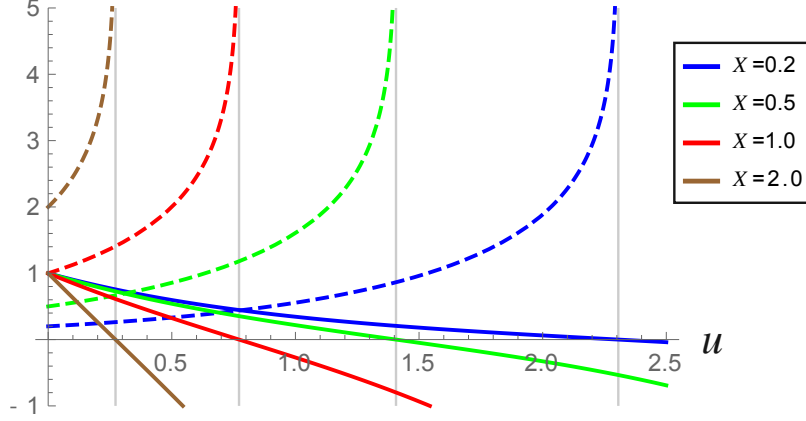


FIG. 4. The same system of Figs. (3)-(2), namely,  $C(X) = \sinh(X)$ . Solid colored lines: the function  $C(X)/C(X_0(X; -u)) = \cosh(u) - \sinh(u) \cosh(X)$  for different initial positions  $X_0(t) = X$ . Dashed colored lines: the back time evolution  $X_0(X; -u) = 2 \coth^{-1} \left( e^{-u} \coth \left( \frac{X}{2} \right) \right)$ , for the same different initial values  $X_0(t) = X$ . Thin gray vertical lines: asymptotes at the corresponding time values  $\bar{u}(X) = \log \left( \sqrt{\frac{\cosh(X)+1}{\cosh(X)-1}} \right)$ . At the time value  $\bar{u}(X)$  where the back time evolution  $X_0(X; -u)$  diverges, the function  $C(X)/C(X_0(X; -u))$  vanishes. For larger times it is a negative number.

absolute local divergence that increases asymptotically along the same flow, the backward evolution  $X_0(X; -u)$ , starting from the initial position  $X_0(t) = X$ , diverges at some  $X$  dependent time  $\bar{u}(X)$ . Thus, going back in time, the trajectory  $X_0(X; -u)$  in a finite time  $\bar{u}(X)$  reaches all possible values, greater than  $X$ . For example, in the case where  $C(X) = \alpha \sin(kX)$  we show in Fig. 4, dashed lines, that  $X_0(X; -u) = \frac{2}{k} \coth^{-1} \left( e^{-\alpha k u} \coth \left( \frac{kx}{2} \right) \right)$  has an asymptote at  $u = \bar{u}(X) := \frac{1}{k\alpha} \log \left( \sqrt{\frac{\cosh(kX)+1}{\cosh(kX)-1}} \right)$  (the case for  $C(X) = X^3$  is detailed in Fig. 5). For “preceding” times  $-u$  with  $u > \bar{u}(X)$  there aren’t points in the state-space that are connected to  $X$  by the flow generated by the velocity field  $-C(X)$ . This is obviously due to the strong irreversible nature of the flow, that shrinks the state-space. In essence, this implies that for such strongly dissipative flows, the backward evolution must be limited to times  $u < \bar{u}(X)$ , i.e. we must multiply by the Heaviside function  $\Theta(\bar{u}(X) - u)$  any function of  $X_0(X; -u)$ .

Therefore, the BFPE state dependent diffusion coefficient of Eqs. (21)-(22) must be corrected as follows:

$$D(X, t)_{BFPE}^{cor} = \epsilon^2 \langle \xi^2 \rangle C(X) \left( \int_0^t du \frac{\Theta(\bar{u}(X) - u)}{C(X_0(X; -u))} \varphi(u) \right) \quad (29)$$

$$D(X, \infty)_{BFPE}^{cor} = \epsilon^2 \langle \xi^2 \rangle C(X) \left( \int_0^{\bar{u}(X)} du \frac{1}{C(X_0(X; -u))} \varphi(u) \right). \quad (30)$$

Concerning the stationary PDF, the corrected BFPE result is obtained by inserting in Eq. (14) the above corrected BFPE state dependent diffusion coefficient.

So, for the case  $C(X) = \alpha \sinh(kX)$ , instead of the state diffusion coefficient  $D(X, \infty)_{BFPE}$  of Eq. (23), from Eq. (30) we get :

$$D(X, \infty)_{BFPE}^{cor} = \epsilon^2 \langle \xi^2 \rangle \tau \times \frac{1}{1 - (\alpha k \tau)^2} \left( \alpha k \tau (\cosh(kX) + 1) \left| \tanh \left( \frac{kX}{2} \right) \right|^{\frac{\alpha k \tau + 1}{\alpha k \tau}} - \tau \cosh(kX) + 1 \right). \quad (31)$$

By replacing in Fig. (2) the curves relative to  $D(X, \infty)_{BFPE}$  with the corresponding ones relative to  $D(X, \infty)_{BFPE}^{cor}$  of Eq. (31), we obtain Fig. (10), where we can see that the state dependent diffusion coefficient  $D(X, \infty)_{BFPE}^{cor}$  is always positive and not even so different from  $D(X, \infty)_{LLA}$ . The stationary PDF for this case is obtained using Eq. (31) in Eq. (14). Because of the integral in the exponent in Eq. (14), an analytical expression cannot be obtained, however, numerical integration is easily achievable and the results, for different values of  $\tau$  and  $\epsilon$ , are shown in Fig. (11). We can see that the stationary PDFs of the corrected BFPE are now quite close (within the limits of the perturbation approach) to those from the numerical simulations, also for large  $\tau$  values and relatively large  $\epsilon$ . However, the LLA FPE continues to perform better.

In the case of a cubic velocity field, namely for  $C(X) = X^3$ ,  $D(X, \infty)_{BFPE}^{cor}$  of Eq. (30) is now real (it is not longer a complex number as for  $D(X, \infty)_{BFPE}$ ):

$$D(X, \infty)_{BFPE}^{cor} = \epsilon^2 \langle \xi^2 \rangle \tau \left[ 1 + 3\tau X^2 \left( \sqrt{2} \sqrt{\tau} X F \left( \frac{1}{\sqrt{2} X \sqrt{\tau}} \right) - 1 \right) \right] \quad (32)$$

where  $F(x) := e^{-x^2} \int_0^x e^{y^2} dy = e^{-x^2} \frac{\sqrt{\pi}}{2} \text{erfi}(x)$  is the Dawson function. As in the previous case, the corrected BFPE diffusion coefficient of Eq. (32) is positive and close to the corresponding LLA result (see Fig. 12). Again, inserting in Eq. (14) the expression for the diffusion coefficient (given now by Eq. (32)), an analytical result for the stationary PDF cannot be obtained, thus we have to resort to the numerical integration. The result is shown in Fig. 13. From this figure it is clear that, for small values of  $\epsilon\tau$ , the corrected BFPE leads to a stationary PDF that is close to the LLA one, and both are good approximations of the

PDF obtained by the numerical simulation of the SDE of Eq. (2). However, in this case, for  $\epsilon\tau > 1$ , both the corrected BFPE and the LLA FPE give a stationary PDF that is no longer so close to the one obtained directly from the SDE. This is not so surprising because the pure cubic velocity field is an extreme case of non-linear system. Despite this, in the tail of the PDF, the LLA result is close to numerical simulations, while the corrected BFPE PDF remains far (see Fig. 14). This fact is worth pointing out because the tails of the PDF affect important statistical observables as first passage time or/and waiting time distribution.

In both the two examples considered so far, namely the SDE with  $C(X) = \alpha \sinh(kX)$  and  $C(X) = \alpha X^3$ , respectively, the backward evolution  $X_0(X; -u)$ , for any initial position  $X_0(t) = X$ , diverges with an asymptote at a given finite time  $\bar{u}(X)$ . As we have already observed, this is strictly related to the fact that, starting from the same initial position  $X$ , the divergence  $C'(X)$ , evaluated along the backward flow  $X_0(X; -u)$ , increases with the time  $u$  (see Figs. 6-7). However, in general (i.e., for different velocity fields  $C(X)$ ), the increasing or decreasing character of the divergence along the backward evolution depends on the initial position  $X$ . In such cases, for certain values of  $X$  the backward trajectory has an asymptote at a finite time  $\bar{u}(X)$ , while for other initial positions  $X$  the asymptote is not present (and we can set  $\bar{u} = \infty$ ). An example is  $C(X) = -X + \alpha X^3$ . In Fig. 8 we plot the divergence  $C'(X) = -1 + 3\alpha X^2$  along the backward trajectories  $X_0(X; -u)$ , depending on the initial position  $X$ : for  $|X| < 1$  the divergence  $C'(X_0(X; -u))$  decreases with  $u$  (see the figure inset), while for  $|X| > 1$  increases. Accordingly, from Fig. 9, we see that for  $|X| < 1$  the backward trajectories  $X_0(X; -u)$  (dashed lines) does not diverge at all and the functions  $C(X)/C(X_0(X; -u))$  (solid lines) are positive for any  $u$  values, while for  $|X| > 1$  the backward trajectories  $X_0(X; -u)$  have asymptote at  $u = \bar{u}(X)$ , so the functions  $C(X)/C(X_0(X; -u))$  need to be multiplied by  $\Theta(\bar{u}(X) - u)$ .

Finally, we take into account the diffusion in a periodic potential. In particular we choose  $C(X) = \alpha \sin(kX)$ . In this case, the analytical results for both the diffusion coefficient and the stationary PDF, are almost identical to the case of hyperbolic velocity field  $C(X) = \alpha \sinh(kX)$  already analyzed, provided that we replace the hyperbolic functions of  $X$  with the corresponding trigonometric ones. The main difference is that now the divergence of the flow does not grow asymptotically (it is periodic with time), thus the back time evolution  $X_0(X; -u)$  has not asymptotes. In this case the function  $C(X)/C(X_0(X; -u))$  is always positive and simply increases with  $u$  as  $e^{k\alpha u}$  (see Fig. 15). Therefore for  $C(X) = \alpha \sin(kX)$

the “standard” BFPE formula of Eq. (22) for the diffusion coefficient can be used without corrections. It is clear that the periodic nature of the velocity field does not allow any (not vanishing) stationary PDF. However, if the intensity of the stochastic perturbation is weak, starting from an ensemble located in one well, the system undergoes a first relatively fast relaxation process to a metastable state, where the PDF is confined in the same well, then, for larger times, an infinite diffusion process toward the other wells occurs. In Fig. 16 we see that for  $\tau = 0.95$  and  $\epsilon = 0.5$  there is a big difference between BFPE and LLA results. In particular the semi-log plot (see the insert) highlights the good agreement, in the tails of the PDF, between the LLA PDF and the PDF obtained from the numerical simulation, while the BFPE result is not so good.

## II. CONCLUSIONS

By definition, the BFPE is the best FPE we can get from a perturbation approach starting from a SDE. In this work we are interested in the unidimensional case with additive noise as in Eq. (2), in which  $\epsilon$  is the small parameter (the multiplicative case can be reduced, in principle, to the additive one by a change of variables, but we will deal with it thoroughly elsewhere). For the 1-d case the BFPE was obtained many years ago by Lopez, West and Lindenberg [2], but their result reveals unphysical features. In particular, if not strongly limited to small  $\tau$  and  $\epsilon$ , it may lead to negative values of both the diffusion coefficient and the PDF, in some region of the state space. It is customary to remedy this situation by simply restrict the domain of support of the PDF, by excluding these regions. It has been argued that this unphysical result of the BFPE might point to problems in the model used to represent the physical system [39]. In this work we show, on the contrary, that these problems are due to an incorrect use of the perturbation approach for dissipative systems. In particular, a proper use of the interaction picture remedies this situation. So revisited, the BFPE gives results that are close to those of numerical simulations of the SDE of Eq. (2), even for values of  $\epsilon$  and  $\tau$  well beyond those allowed by the classical BFPE. The stationary PDF is now similar also to that obtained from the LLA FPE of Grigolini [3, 40] and Fox [4]. However, by increasing the intensity of the perturbation, the differences with the LLA FPE become relevant: in this condition, compared to the numerical simulations, the LLA FPE works better than the “cured” BFPE. Surprisingly, the LLA FPE works well also increasing



$\epsilon$  far beyond the limit imposed by the perturbation approach. More on this will be detailed on a separate work. here are just two facts:

1. the LLA approach of Grigolini [3, 40] is based on the assumption that, for any value of  $X$ , we can safely replace the unperturbed *backward* evolution of the function  $f(X, u) := C(X)/C(X_0(X; -u))$ , with an exponential function of the time  $u$ , with  $X$  dependent exponent:  $f(X, u) \sim \exp[-C'(X)u]$ . For one-dimensional dissipative systems, the exponential behavior of such a *back* time evolution is typical (see Fig. 17);
2. it is possible to rigorously demonstrate that the LLA approach, and the Fox functional-calculus [4, 22] corresponds to the Almost Gaussian Assumption for generalized stochastic operators [21], i.e. when  $\xi(t)$  is a Gaussian stochastic process, the LLA makes almost vanishing *all* the terms of the projection/cumulant approach, that destroy the FPE structure, independently of the value of  $\epsilon$ .

Therefore, although we have obtained the correct BFPE for the SDE of Eq. (2), the simpler analytical expression given by the diffusion coefficient  $D(X, t)_{LLA}$  of Eq. (22) and the typically better performance of the LLA FPE compared to the BFPE, lead to the conclusion that the former is usually preferable. This is particularly true when we are interested in first passage time problems.

- 
- [1] A. Schadschneider, D. Chowdhury, and K. Nishinari, eds., *Stochastic Transport in Complex Systems. From Molecules to Vehicles* (Elsevier, Amsterdam, 2010).
  - [2] E. Peacock-López, B. J. West, and K. Lindenberg, Phys. Rev. A **37**, 3530 (1988).
  - [3] G. P. Tsironis and P. Grigolini, Phys. Rev. A **38**, 3749 (1988).
  - [4] R. F. Fox, Phys. Rev. A **34**, 4525 (1986).
  - [5] K. Lindenberg and B. J. West, Physica A: Statistical Mechanics and its Applications **119**, 485 (1983).
  - [6] S. Zhu, A. W. Yu, and R. Roy, Phys. Rev. A **34**, 4333 (1986).
  - [7] S. Zhu, Phys. Rev. A **47**, 2405 (1993).
  - [8] W. Da-jin, C. Li, and Y. Bo, Communications in Theoretical Physics **11**, 379 (1989).

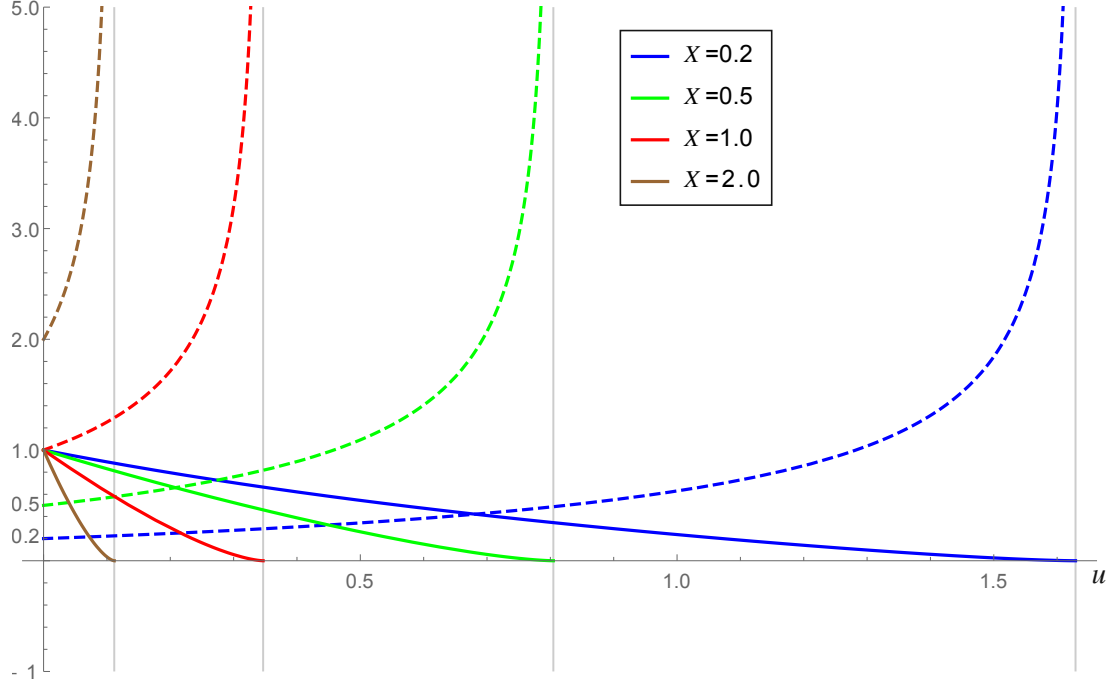


FIG. 5. The case where  $C(X) = \alpha X^3$  with  $\alpha = 1$ . Solid colored lines: the function  $C(X)/C(X_0(X; -u)) = e^{u/2} (-2x^2 \sinh(u) - \sinh(u) + \cosh(u))^{3/2}$  for different initial positions  $X_0(t) = X$ . Dashed colored lines: the back time evolution  $X_0(X; -u) = X/\sqrt{-X^2 + e^{-2u}(1 + X^2)}$ , for the same initial values  $X_0(t) = X$ . Thin gray vertical lines: asymptotes at the corresponding time values  $\bar{u} = -\frac{1}{2} \log\left(\frac{X^2}{X^2+1}\right)$ . At the time value  $\bar{u}$  where the back time evolution  $X_0(X; -u)$  diverges, the function  $C(X)/C(X_0(X; -u))$  vanishes, while for larger times it is a complex number.

- [9] M. Dong-cheng, X. Guang-zhong, C. Li, and W. Da-jin, *Acta Physica Sinica (Overseas Edition)* **8**, 174 (1999).
- [10] F. Oliveira, *Physica A: Statistical Mechanics and its Applications* **257**, 128 (1998).
- [11] T. Fonseca, P. Grigolini, and D. Pareo, *The Journal of Chemical Physics* **83**, 1039 (1985).
- [12] M. Bianucci and P. Grigolini, *The Journal of Chemical Physics* **96**, 6138 (1992).
- [13] M. Bianucci, P. Grigolini, and V. Palleschi, *The Journal of Chemical Physics* **92**, 3427 (1990).
- [14] J. Lebreuilly, M. Wouters, and I. Carusotto, *Comptes Rendus Physique* **17**, 836 (2016), polariton physics / Physique des polaritons.
- [15] H. W. and L. R., *Noise-Induced Transitions. Theory and Applications in Physics, Chemistry, and Biology*, 1st ed., Springer Series in Synergetics, Vol. 15 (Springer-Verlag Berlin Heidelberg, 1984) pp. XVI, 322.

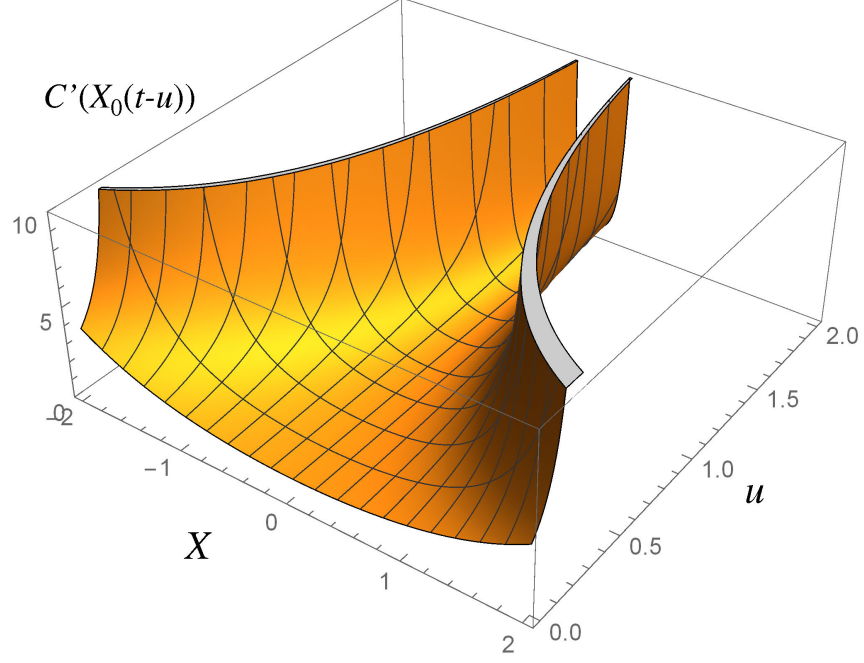


FIG. 6.  $C'(X)$  along the backward evolution  $X_0(X; -u)$ ,  $X_0(t) = X$ , for the hyperbolic velocity fields  $C(X) = \alpha \sinh(kX)$ ,  $\alpha = k = 1$ .

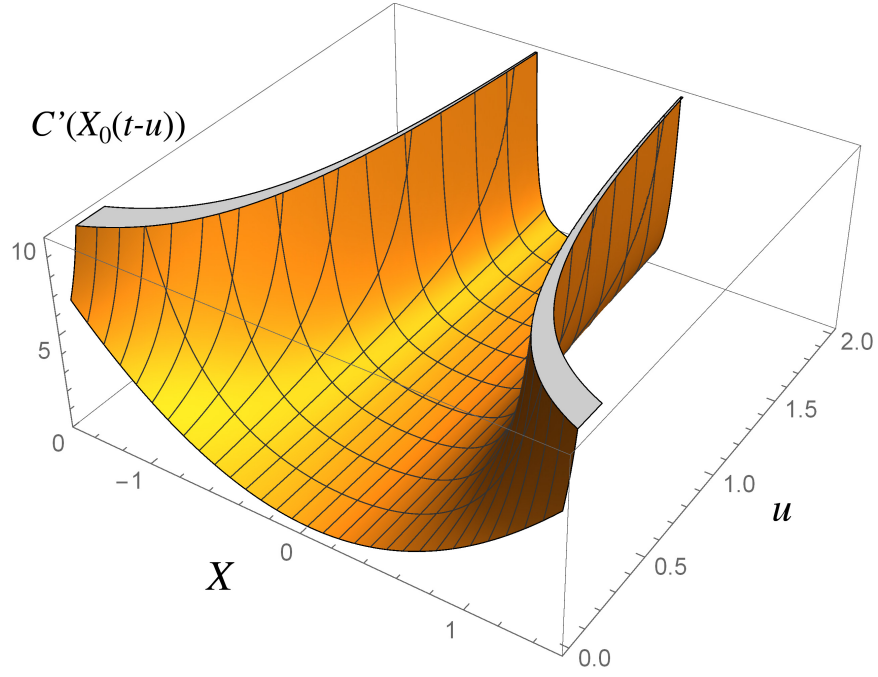


FIG. 7.  $C'(X)$  along the backward evolution  $X_0(X; -u)$ ,  $X_0(t) = X$ , for the pure cubic velocity fields  $C(X) = \alpha X^3$ ,  $\alpha = 1$ .

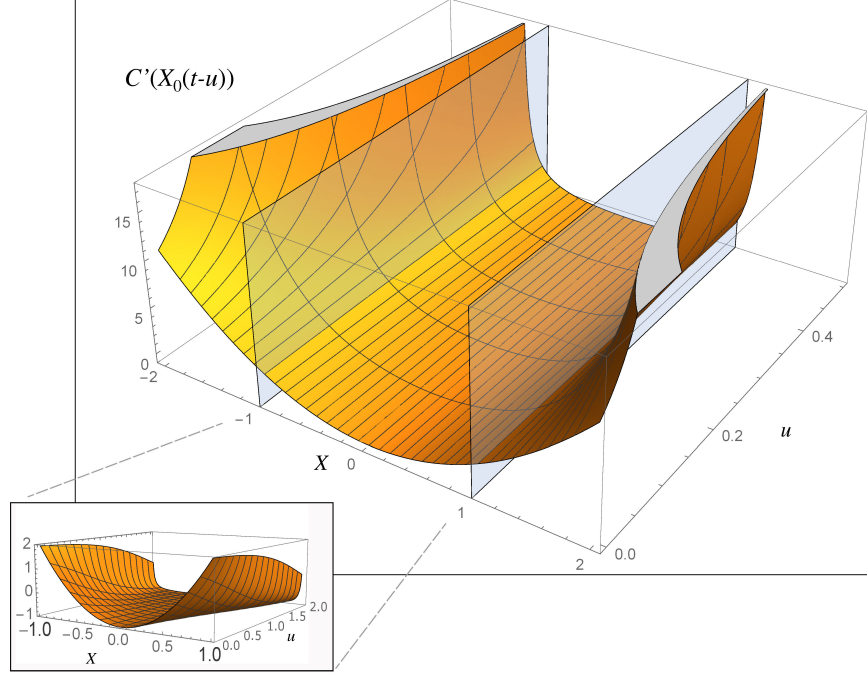


FIG. 8.  $C'(X)$  along the backward evolution  $X_0(X; -u)$ ,  $X_0(t) = X$ , for the velocity fields  $C(X) = -X - \alpha X^3$ ,  $\alpha = 1$ . For  $|X| < 1$  the divergence  $C'(X_0(X; -u))$  decreases with  $u$  (the inset is a magnification of the interval  $|X| < 1$ ), while for  $|X| > 1$  it increases.

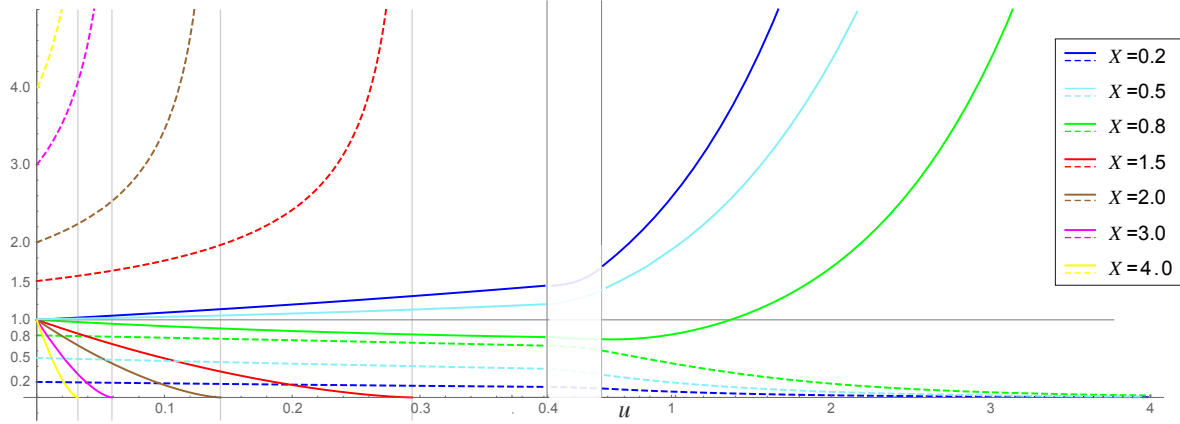


FIG. 9. The case  $C(X) = -X + \alpha X^3$ ,  $\alpha = 1$ . Solid colored lines:  $C(X)/C(X_0(X; -u)) = e^{-u}(\sqrt{\alpha(e^{2u} - 1)x^2 + 1})^3$  for different initial positions  $X_0(t) = X$ . Dashed colored lines:  $X_0(X; -u) = e^u X / \sqrt{\alpha(e^{2u} - 1)X^2 + 1}$  for the same initial values  $X_0(t) = X$ . Thin gray vertical lines: asymptotes at the corresponding time values  $\bar{u} = \frac{1}{2} \log \left( \frac{\alpha x^2 - 1}{\alpha x^2} \right)$ . For  $|X| < 1$  the backward trajectories do not diverge at all and the function  $C(X)/C(X_0(X; -u))$  is always positive.

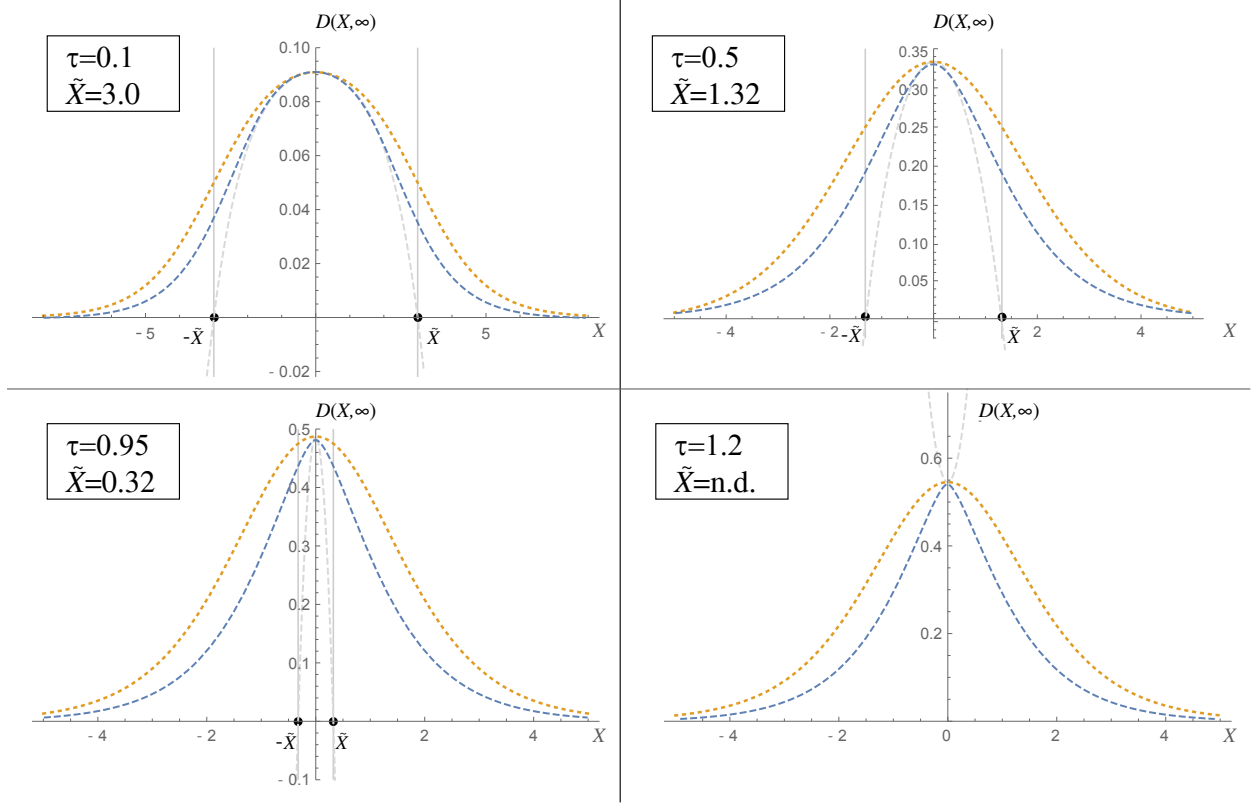


FIG. 10. The same as Fig. 2, but the dashed blue lines now refer to  $D(X, \infty)_{BFPE}^{cor}$  of Eq. (31) and the dashed light gray lines correspond to the previous  $D(X, \infty)_{BFPE}$  curves, namely those from Eq. (23). Note that the corrected BFPE diffusion coefficient is always positive and behaves “well” also for  $\alpha k\tau > 1$ .

- [16] F.-F. Jin, L. Lin, A. Timmermann, and J. Zhao, *Geophysical Research Letters* **34**, L03807 (2007), 103807.
- [17] M. Bianucci, *Geophysical Research Letters* **43**, 386 (2016), 2015GL066772.
- [18] S. A. Adelman, *The Journal of Chemical Physics* **64**, 124 (1976).
- [19] R. Kubo, *Journal of the Physical Society of Japan* **17**, 1100 (1962), <https://doi.org/10.1143/JPSJ.17.1100>.
- [20] R. Kubo, *Journal of Mathematical Physics* **4**, 174 (1963), <https://doi.org/10.1063/1.1703941>.
- [21] M. Bianucci, (Submitted, available on arXiv at <https://arxiv.org/abs/1911.09620>).
- [22] R. F. Fox, *Phys. Rev. A* **33**, 467 (1986).
- [23] P. Grigolini and F. Marchesoni, in *Memory Function Approaches to Stochastic Problems in Condensed Matter*, *Advances in Chemical Physics*, Vol. LXII, edited by M. W. Evans,

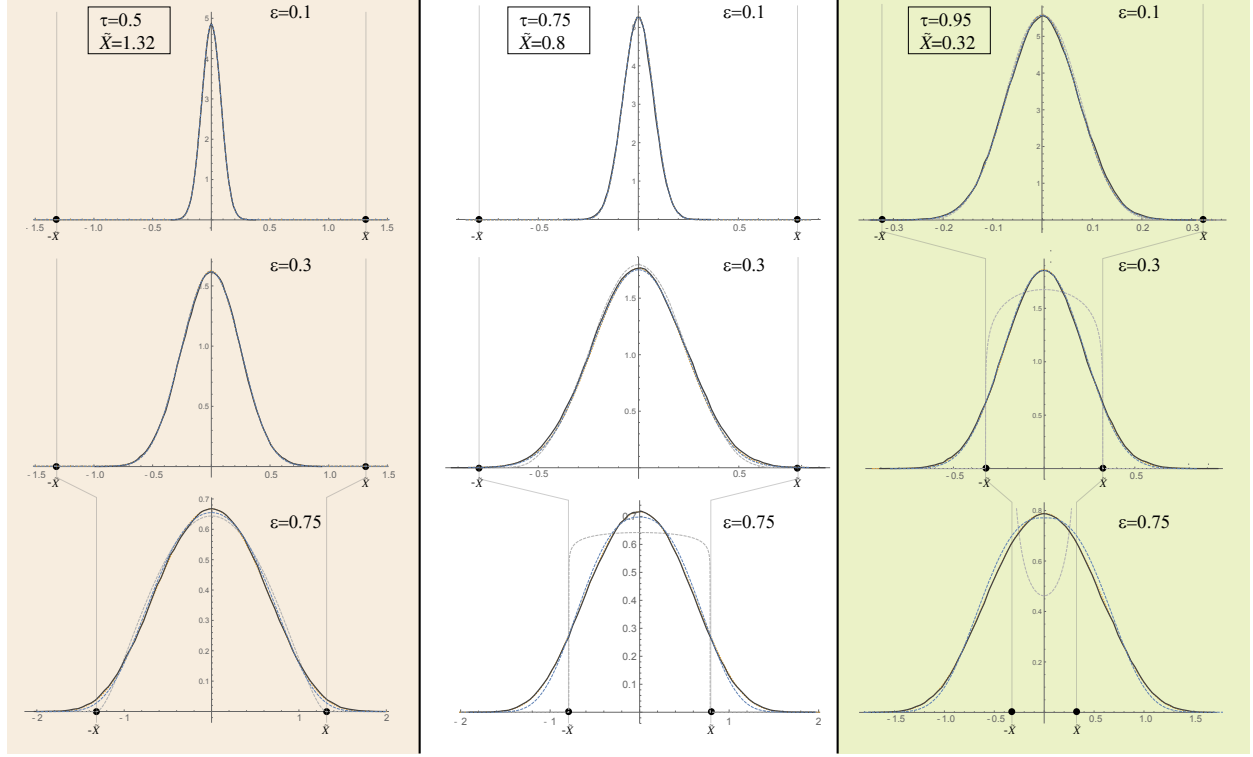


FIG. 11. The same of Fig. 3 but the dashed blue lines now refer to the corrected BFPE stationary PDF ( $P_s(X)_{BFPE}^{cor}$ ) obtained from Eq. (14) by using  $D(X) = D(X, \infty)_{BFPE}^{cor}$  of Eq. (31). The dashed light gray lines correspond to the previous  $P_s(X)_{BFPE}$  curves, namely those from Eq. (23). Note that the  $P_s(X)_{BFPE}^{cor}$  behaves “well” also for  $\alpha k \tau > 1$ .

P. Grigolini, and G. P. Parravicini (An Interscience Publication, John Wiley & Sons, New York, 1985) Chap. II, p. 556.

- [24] P. Grigolini, in *Noise in Nonlinear Dynamical Systems*, Vol. 1, edited by F. Moss and P. V. E. McClintock (Cambridge University Press, Cambridge, England, 1989) Chap. 5, p. 161.
- [25] M. Bianucci, *Journal of Statistical Mechanics: Theory and Experiment* **2015**, P05016 (2015).
- [26] M. Bianucci, *International Journal of Modern Physics B* **30**, 1541004 (2015), <http://www.worldscientific.com/doi/pdf/10.1142/S0217979215410040>.
- [27] M. Bianucci and S. Merlino, “Non standard fluctuation dissipation processes in ocean-atmosphere interaction and for general hamiltonian or non hamiltonian phenomena: Analytical results,” (Nova Science Publisher, 2017).
- [28] M. Bianucci, *Entropy* **19** (2017), 10.3390/e19070302.
- [29] M. Bianucci, *Journal of Mathematical Physics* **59**, 053303 (2018),

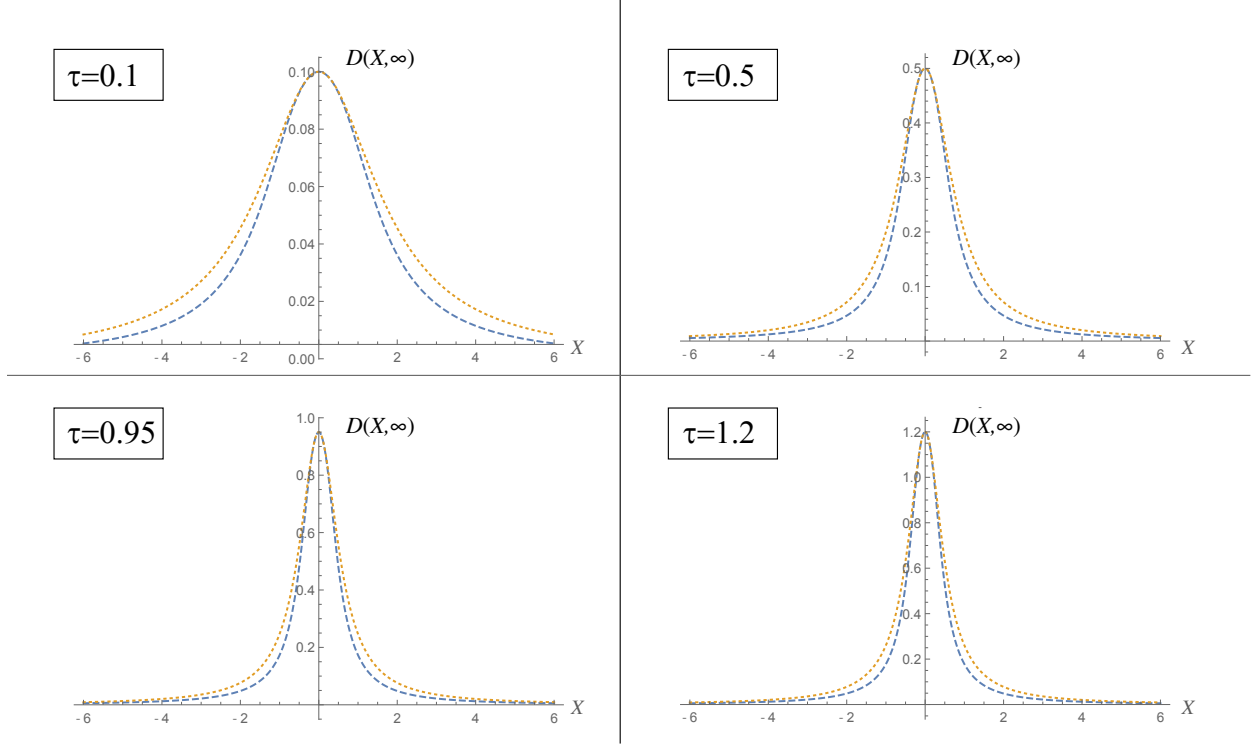


FIG. 12. Dashed blue lines: the  $D(X, \infty)^{cor}_{BFPE}$  of Eq. (23) for different values of  $\tau$ . Dotted orange line: the  $D(X, \infty)_{LLA}$  of Eq. (24) for the same values of  $\tau$ .

<https://doi.org/10.1063/1.5037656>.

- [30] The general prescription is that there is a time  $\tau$  such that, for any time  $t$ , the instances of  $\xi$  at times  $t' > t + \tau$  are “almost statistically uncorrelated” with the instances of  $\xi$  at times  $t' < t$ . For “almost statistically uncorrelated” we mean that the joint probability density functions factorizes up to terms  $O(\tau)$ :  $p_n(\xi_1, t'_1; \xi_2, t'_2; \dots; \xi_k, t'_k; \xi_{k+1}, t_1; \dots; \xi_n, t_h) = p_k(\xi_1, t'_1; \xi_2, t'_2; \dots; \xi_k, t'_k) p_h(\xi_{k+1}, t_1; \dots; \xi_n, t_h) + O(\tau)$  with  $k, h, n \in \mathbb{N}$ ,  $k+h = n$  and  $t'_i > t_j + \tau$ . For example,  $p_2(\xi_1, t'; \xi_2, t) = p_1(\xi_1, t') p_1(\xi_2, t) + O(\tau)$ .

[31] N. V. Kampen, Physica **74**, 215 (1974).

[32] N. V. Kampen, Physica **74**, 239 (1974).

[33] R. F. Fox, Journal of Mathematical Physics **17**, 1148 (1976), <https://doi.org/10.1063/1.523041>.

[34] R. Terwiel, Physica **74**, 248 (1974).

[35] J. Roerdink, Physica A: Statistical Mechanics and its Applications **109**, 23 (1981).

[36] J. Masoliver, B. J. West, and K. Lindenberg, Phys. Rev. A **35**, 3086 (1987).

[37] G. P. Tsironis and P. Grigolini, Phys. Rev. Lett. **61**, 7 (1988).

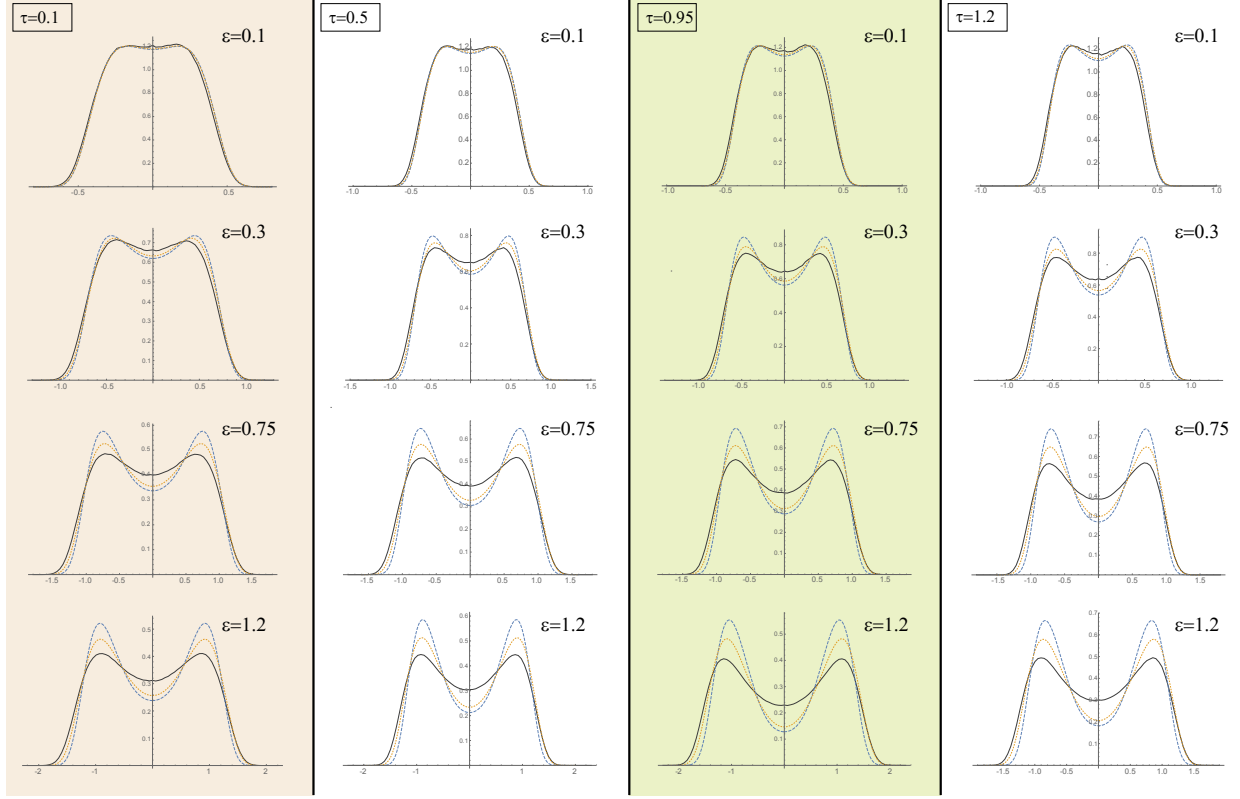


FIG. 13. The stationary PDF for the SDE of Eq. (2) where  $C(X) = \alpha X^3$  with  $\alpha = 1$  and  $\xi(t)$  is a Gaussian noise with  $\langle \xi^2 \rangle \tau = 1$  and correlation function  $\varphi(t) = \exp(-t/\tau)$ , for different values of  $\tau$  and  $\epsilon$ . The four columns correspond to four different values for  $\tau$ , while the four rows corresponds to four different values for  $\epsilon$ . Solid black lines: the results of the numerical simulation of the SDE. Dashed blue lines: the corrected BFPE results, namely the PDF of Eq. (14) where the diffusion coefficient is given in Eq. (32). Dotted orange lines: the LLA result, namely the PDF of Eq. (14) where the diffusion coefficient is given in Eq. (28).

- [38] P. Grigolini, L. A. Lugiato, R. Mannella, P. V. E. McClintock, M. Merri, and M. Pernigo, Phys. Rev. A **38**, 1966 (1988).
- [39] E. Peacock-Lázpéz, F. de la Rubia, B. J. West, and K. Lindenberg, Physics Letters A **136**, 96 (1989).
- [40] S. Faetti, L. Fronzoni, P. Grigolini, and R. Mannella, Journal of Statistical Physics **52**, 951 (1988).



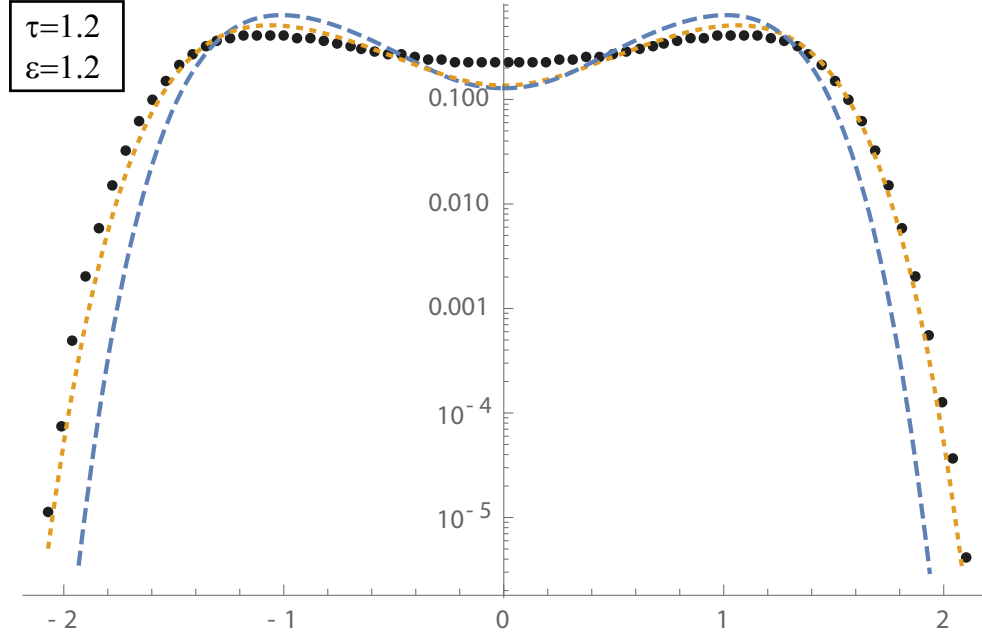


FIG. 14. Semi-log plot of the last PDF of Fig. 13, namely that for  $\tau = \epsilon = 1.2$ , but here the result of the numerical simulation is represented by black circles.

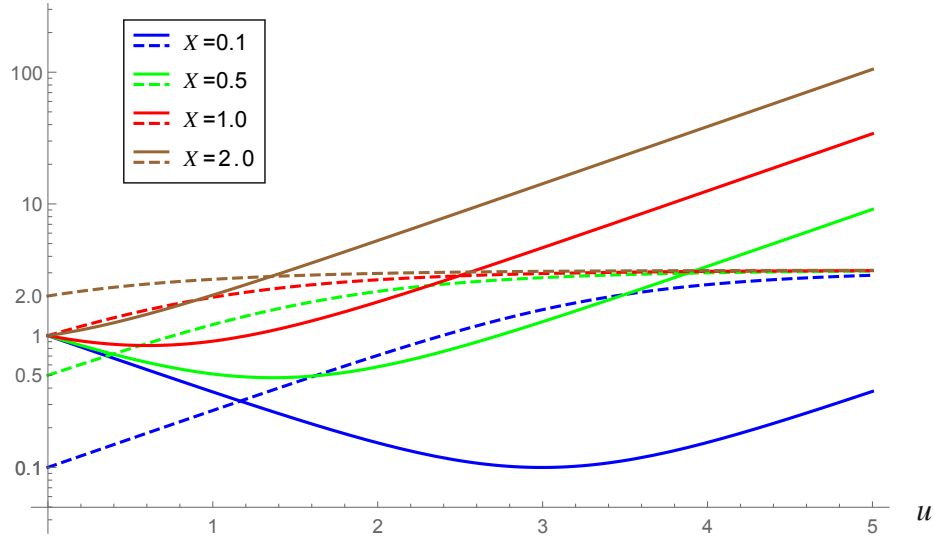


FIG. 15. Semi-log plot for the case  $C(X) = \alpha \sin(kX)$ ,  $\alpha = k = 1$ . Solid colored lines:  $C(X)/C(X_0(X; -u)) = \cosh(k\alpha u) - \sinh(k\alpha u) \cos(kX)$  for different initial positions  $X_0(t) = X$ . Dashed colored lines: the back time evolution  $X_0(X; -u) = 2 \cot^{-1} \left( e^{-k\alpha u} \cot \left( \frac{kX}{2} \right) \right) / k$ , for the same initial values  $X_0(t) = X$ .

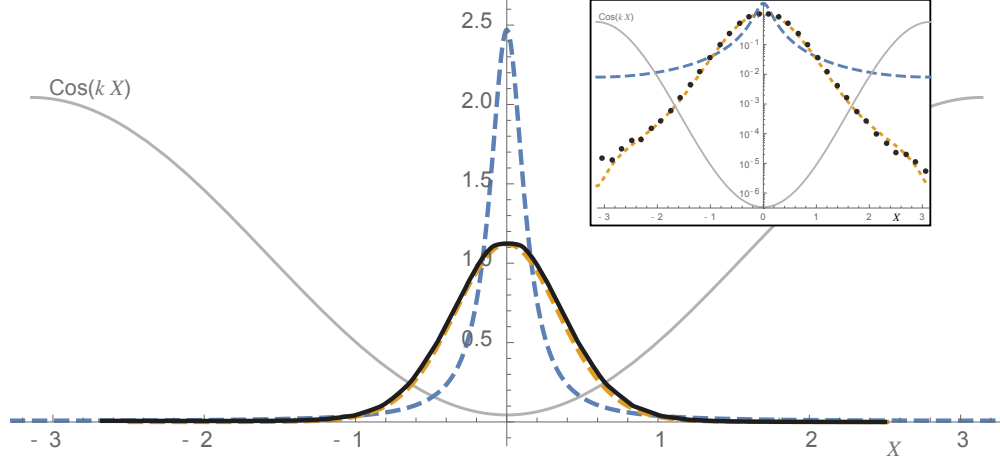


FIG. 16. The stationary PDF for the SDE of Eq. (2) where  $C(X) = \alpha \sin(kX)$  with  $\alpha = k = 1$  and  $\xi(t)$  is a Gaussian noise with  $\langle \xi^2 \rangle \tau = 1$  and correlation function  $\varphi(t) = \exp(-t/\tau)$ . Here  $\epsilon = 0.5$  and  $\tau = 0.95$ . Dark solid line: the result of the numerical simulation of the SDE. Dashed blue line: the stationary PDF of the BFPE. Dotted orange line: the stationary PDF of the LLA FPE (see the text for details). For these values of the system parameters the BFPE completely fails while the LLA FPE give a very good result. Inset: the same data of the main figure but with a semi-log plot and the numerical simulation represented by dark disks instead of the black solid line. Notice the agreement of the LLA PDF with the numerical simulation, also in the tail of the distribution

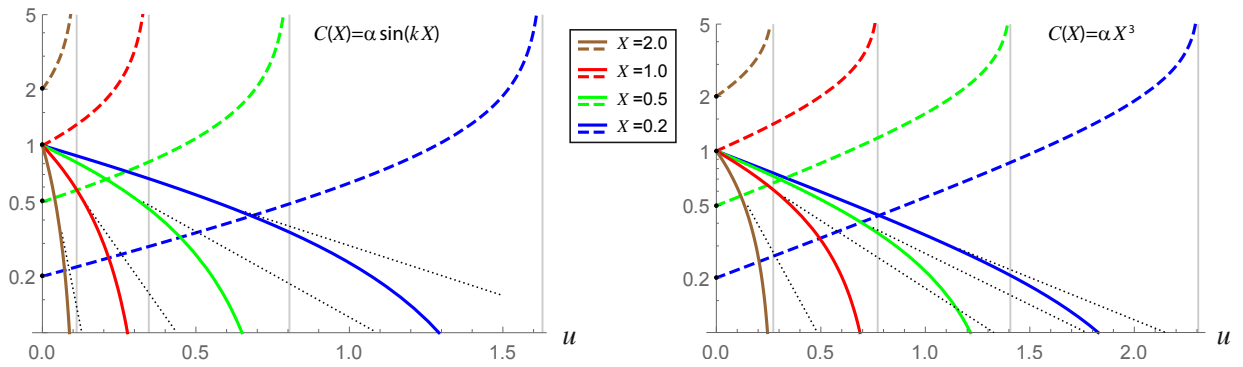


FIG. 17. Left (right), the same of Fig. 4 (Fig. 5) but in Log scale. The dotted black lines correspond to the LLA approximation. We can see that the deviation from the exponential decay of the function  $C(X)/C(X_0(X; -u))$  (solid lines) is relevant only in the final part, where the value of the same function is relatively small.