

# Discovery of technetium- and niobium-rich S stars: the case for bitrinsic stars <sup>★</sup>

S. Shetye<sup>1,2</sup>, S. Van Eck<sup>1</sup>, S. Goriely<sup>1</sup>, L. Siess<sup>1</sup>, A. Jorissen<sup>1</sup>, A. Escorza<sup>2,1</sup>, and H. Van Winckel<sup>2</sup>

<sup>1</sup> Institute of Astronomy and Astrophysics (IAA), Université libre de Bruxelles (ULB), CP 226, Boulevard du Triomphe, B-1050 Bruxelles, Belgium  
e-mail: Shreeya.Shetye@ulb.ac.be

<sup>2</sup> Institute of Astronomy, KU Leuven, Celestijnenlaan 200D, B-3001 Leuven, Belgium

Received; accepted

## ABSTRACT

**Context.** S stars are late-type giants with overabundances of s-process elements. They come in two flavours depending on the presence or not of technetium (Tc), an element without stable isotopes. Intrinsic S stars are Tc-rich and genuine asymptotic giant branch (AGB) stars while extrinsic S stars owe their s-process overabundances to the pollution from a former AGB companion, now a white dwarf (WD). In addition to Tc, another distinctive feature between intrinsic and extrinsic S stars is the overabundance of niobium (Nb) in the latter class. Indeed, since the mass transfer occurred long ago, <sup>93</sup>Zr had time to decay into the only stable isotope of Nb, <sup>93</sup>Nb, causing its overabundance.

**Aims.** We discuss the case of the S stars BD+79°156 and *o*<sup>1</sup> Ori whose specificity is to share the distinctive features of both intrinsic and extrinsic S stars, namely the presence of Tc along with a Nb overabundance.

**Methods.** We used high-resolution HERMES optical spectra, MARCS model atmospheres of S stars, Gaia DR2 parallaxes and STAREVOL evolutionary tracks to determine the stellar parameters and chemical abundances of the two S stars, and to locate them in the Hertzsprung-Russell (HR) diagram.

**Results.** BD+79°156 is the first clear case of a bitrinsic star, i.e. a doubly s-process-enriched object, first through mass transfer in a binary system, and then through internal nucleosynthesis (responsible for the Tc-enrichment in BD+79°156 which must therefore have reached the AGB phase of its evolution). This hybrid nature of the s-process pattern in BD+79°156 is supported by its binary nature and its location in the HR diagram just beyond the onset of the third dredge-up on the AGB. The Tc-rich, binary S-star *o*<sup>1</sup> Ori with a WD companion was another long-standing candidate for a similar hybrid s-process enrichment. However the marginal overabundance of Nb derived in *o*<sup>1</sup> Ori does not allow to trace unambiguously the evidence of a large pollution coming from the AGB progenitor of its current WD companion. As a side product, the current study offers a new way of detecting binary AGB stars with WD companions by identifying their Tc-rich nature along with a Nb overabundance.

**Key words.** Stars: abundances – Stars: AGB and post-AGB – Hertzsprung-Russell and C-M diagrams – Nuclear reactions, nucleosynthesis, abundances – Stars: interiors

## 1. Introduction

S stars are late-type giants with molecular bands of ZrO and TiO as the most characteristic spectroscopic feature (Merrill 1922). They are transition objects between M-type stars and carbon stars on the asymptotic giant branch (AGB) as their carbon/oxygen (C/O) ratio is in the range  $0.5 \leq \text{C/O} < 1$  (Iben & Renzini 1983; Scalo & Ross 1976; Van Eck et al. 2017). The strong ZrO bands actually reflect overabundances of slow neutron-capture (s-process) elements in their spectra (Keenan 1954; Smith & Lambert 1990).

S stars come in two flavours. Intrinsic S stars are defined as Tc-enriched S stars. Since Tc is an element with no stable isotopes and its <sup>99</sup>Tc isotope produced by the s-process has a half-life  $T_{1/2}$  of  $2.1 \times 10^5$  yr, its detection indicates that this element is currently synthesized by the star located on the AGB and which is undergoing third-dredge-up (TDU) episodes. On the other hand, in extrinsic S stars, Tc was brought long ago

by a former AGB companion through mass transfer. Because the time elapsed since this mass-transfer episode is most likely much longer than the <sup>99</sup>Tc half-life, Tc had time to decay in <sup>99</sup>Ru so that Tc lines are thus absent from the spectrum. Extrinsic S stars that are not yet on the thermally-pulsing (TP-) AGB can thus not produce s-process elements themselves (Van Eck et al. 1998; Shetye et al. 2018). They have all been shown to be binaries (Jorissen et al. 1998, 2019).

The isotope <sup>93</sup>Zr has a half-life  $T_{1/2} = 1.53 \times 10^6$  yrs, and is another radio-isotope the abundance of which corroborates the above scenario. In extrinsic S stars, this isotope had time to decay into <sup>93</sup>Nb, the only stable Nb isotope. On the contrary, in intrinsic S stars, <sup>93</sup>Zr is still alive, so that the Nb abundance is still low (*i.e.*, with a pre-s-process, solar-scaled abundance; Neyskens et al. 2015).

In the current work, through abundance analyses of BD+79°156 and *o*<sup>1</sup> Ori, we present a new type of S star, showing signatures of both intrinsic and extrinsic S stars. We label them 'bitrinsic' S stars. A bitrinsic star can be defined as a star having passed through a double pollution in s-process elements, first when its companion was on the TP-AGB and polluted it through mass transfer, and second when itself evolves on the

<sup>★</sup> Based on observations made with the Mercator Telescope, operated on the Island of La Palma by the Flemish Community, at the Spanish Observatorio del Roque de los Muchachos of the Instituto de Astrofísica de Canarias.

TP-AGB and enriches its envelope by dredge-ups. These two events can only be traced by measuring Nb (enhanced in mass-transfer systems) and Tc (enhanced in TP-AGB objects) abundances. This new class of S stars has been unraveled thanks to the availability of high-resolution spectra and of Gaia data-release 2 (GDR2) parallaxes (Gaia Collaboration et al. 2018). In Sect. 2, we describe the observations, the detection of Tc and discuss the binary nature of the studied systems. In Sects. 3, 4 and 5, we present the atmospheric parameters, surface abundances and location in the Hertzsprung-Russell (HR) diagram, which confirms the genuine AGB evolutionary status of these bitrinsic candidates. Abundances are then compared to STAREVOL nucleosynthesis predictions in Sect. 6. Section 7 summarises our analysis.

## 2. Searching for bitrinsic S stars

Among the S stars from the General Catalogue of Galactic S Stars (Stephenson 1984, CGSS), we selected a sample of S stars fulfilling the following quality conditions:

1. Stars with  $\sigma_{\varpi}/\varpi \leq 0.3$ , where  $\varpi$  is the Gaia parallax and  $\sigma_{\varpi}$  its error;
2. Stars with declinations north of  $-30^\circ$  and  $V$  magnitudes brighter than 11 mag, to be observed with the HERMES high-resolution spectrograph<sup>1</sup> (Raskin et al. 2011);
3. Stars with HERMES spectra having a signal-to-noise ratio (SNR) of 50 in the  $V$  band, since a high SNR is required to ensure the Tc-line detectability (Van Eck et al. 2017; Shetye et al. 2018).

Out of this sample, we found two candidates, namely BD+79°156 and  $o^1$  Ori, that show the presence of Tc lines and Nb overabundances. The following sections present the detailed analysis of these stars. The analysis of the remaining of this sample is presented elsewhere (Shetye et al. 2018, 2019) and in a forthcoming paper (Shetye et al., in prep.).

### 2.1. Technetium detection

The detection of Tc is made using the three TcI resonance lines located at 4238.19 Å, 4262.27 Å, and 4297.06 Å. Based on medium-resolution spectra, Jorissen et al. (1993) classified BD+79°156 as a Tc-deficient object. A subsequent study of infrared colors (which constitute an indirect classification criterion, since intrinsic stars generally exhibit infrared excesses indicative of mass loss; Jorissen et al. 1993; Van Eck & Jorissen 2000) by Yang et al. (2006) and Otto et al. (2011) classified BD+79°156 as well as an extrinsic S star. Regarding  $o^1$  Ori, Wallerstein & Dominy (1988) and Smith & Lambert (1988) derived its Tc abundance from medium-resolution spectra and thus classified it as intrinsic (Tc-rich). This claim was confirmed by Wang & Chen (2002) from near-infrared observations.

However, as shown in Fig. 1 based on high-resolution HERMES spectra, absorption features are clearly present at the wavelengths of the three UV Tc lines for the two stars  $o^1$  Ori and BD+79°156. The spectra of BD+79°156,  $o^1$  Ori and of a reference Tc-rich S star (V915 Aql) are in sharp contrast with that of the reference Tc-poor S star HD 233158, shown for comparison. From our analysis of high-resolution spectra, we thus re-classify BD+79°156 as a Tc-rich S star (Fig. 1).

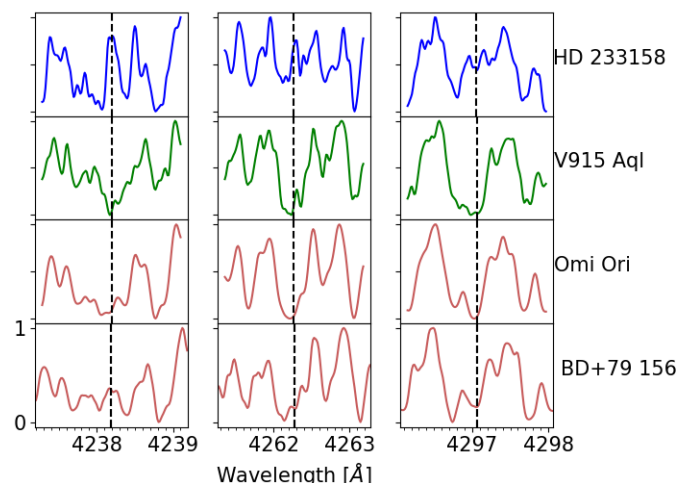
<sup>1</sup> HERMES is a high-resolution ( $R = 86\,000$ ) spectrograph mounted on the Mercator telescope at the Roque de los Muchachos Observatory, La Palma (Canary islands).

### 2.2. Binarity

The binary nature of  $o^1$  Ori was first assessed by the discovery of a white dwarf (WD) companion in *International Ultraviolet Explorer* (IUE) data, with spectral type DA3 and  $T_{\text{eff}} = 22\,000$  K (Ake & Johnson 1988). Prior to that discovery, Peery (1986) had reported the detection of emission lines from ionised elements in IUE spectra of  $o^1$  Ori, but could not decide whether these lines originate from the giant star (due to flares for instance) or were attributable to the presence of a hot subluminoous companion.  $o^1$  Ori has since been an enigma because Tc-rich S stars ought not to have a WD companion, in contrast to Tc-poor stars. But it has remained unclear until now whether this WD had polluted its companion with heavy elements while on the TP-AGB, or in other words, whether this star was extrinsic before turning intrinsic. This question will be addressed in Sect. 6.

The derivation of the orbital elements of the  $o^1$  Ori system has turned out to be very difficult (Jorissen et al. 2019), because the radial-velocity data show a very limited excursion of 2 to 3 km s<sup>-1</sup> with some superimposed radial-velocity jitter. A tentative period of 575 d and a mass function of  $(2.7 \pm 0.2) \times 10^{-5} M_\odot$  was obtained by Jorissen et al. (2019), suggestive of an orbit seen almost pole-on ( $i = 4.7^\circ \pm 1^\circ$ ).

BD+79°156 is a confirmed binary with an orbital period of 10931 days, an eccentricity of 0.461, and a mass function of  $0.025 M_\odot$ , compatible with a WD companion (Van der Swaelmen et al. 2017; Jorissen et al. 2019). An additional confirmation of the presence of a WD companion around BD+79°156 (and  $o^1$  Ori) comes from the UV excess seen in their spectral energy distribution (SED), well visible when comparing photometric observations with model SED (Fig. A.1). The binarity criteria proposed by Ortiz & Guerrero (2016) based on the GALEX near-UV observed to predicted flux ratios confirm that both  $o^1$  Ori and BD+79°156 are in a binary system.



**Fig. 1.** The spectral region around the three (4238.19, 4262.27 and 4297.06 Å) ultra-violet TcI lines for Tc-poor (HD 233158, blue spectrum in the top panels) and Tc-rich (V915 Aql, green spectrum in the second from top panels) S stars from Shetye et al. (2018) and for the bitrinsic candidates  $o^1$  Ori and BD+79°156 (bottom panels). The spectra have been arbitrarily normalized and binned by a factor of 1.5 to increase the SNR.

**Table 1.** Main properties of the bitrinsic S stars.  $V$  and  $K$  magnitudes are extracted from the SIMBAD Astronomical Database (Wenger et al. 2000). The parallax  $\varpi$  and its uncertainty  $\sigma_\varpi$  are from GDR2 (Gaia Collaboration et al. 2018). The reddening  $E_{B-V}$  has been obtained from the Gontcharov (2012) extinction maps.  $BC_K$  is the bolometric correction in the  $K$  band as computed from the MARCS model atmospheres. Atmospheric parameters for bitrinsic stars are also given (see Sect. 3). Values between parentheses correspond to the parameter range provided by the  $\chi^2$  fitting. The metallicities  $[\text{Fe}/\text{H}]$  have been obtained from the Fe abundance analyses. The standard deviation  $\sigma_{[\text{Fe}/\text{H}]}$  represents the line-to-line scatter on  $[\text{Fe}/\text{H}]$ . The masses have been derived from the locations of the stars in the HR diagram compared to the STAREVOL tracks.

	$\sigma^1$ Ori	BD+79°156
Basic data		
Sp. type	M3SIII	S4/2
$V$ (mag)	4.72	9.55
$K$ (mag)	0.48	5.67
$\varpi \pm \sigma_\varpi$ (mas)	$6.16 \pm 0.41$	$0.57 \pm 0.03$
$E_{B-V}$	0.07	0.26
$BC_K$ (mag)	2.91	2.85
Atmospheric parameters		
$T_{\text{eff}}$ (K)	3500 (3500 - 3600)	3600 (3600 - 3700)
$L(L_\odot)$	2700 (2300 - 3100)	2800 (2700 - 2900)
$\log g$	1 (0 - 2)	1 (1 - 3)
$M (M_\odot)$	1.5 (1.3 - 2)	2.0 (1.5 - 2.5)
C/O	0.75 (0.50 - 0.90)	0.50 (0.50 - 0.75)
[s/Fe]	0 (0 - 1)	1 (1 - 1)
[Fe/H]	-0.28	-0.16
$\sigma_{[\text{Fe}/\text{H}]}$	0.19	0.12

### 3. Derivation of the atmospheric parameters

The stellar parameters impacting the atmospheric thermal structure of S stars are  $T_{\text{eff}}$ ,  $\log g$ ,  $[\text{Fe}/\text{H}]$ , C/O and  $[\text{s}/\text{Fe}]$ . To disentangle this multi-dimensional parameter space, we follow the same methodology as described in Shetye et al. (2018). Briefly, this method performs a  $\chi^2$  minimisation search over several spectral windows, comparing the observed spectrum with synthetic MARCS model atmospheres of S stars (Van Eck et al. 2017). The best-fitting model is the one with the lowest  $\chi^2$  value and the corresponding parameters constitute our first estimates.

The luminosity derived from the Gaia parallax and the first estimate of  $T_{\text{eff}}$  from the  $\chi^2$  fitting tool allow us to locate the star in the HR diagram. From this, we derive the stellar mass and hence the surface gravity by comparing this position in the HR diagram with STAREVOL evolutionary tracks. We then perform an iteration on  $\log g$  and on the stellar parameters, as described in Shetye et al. (2018), to obtain a  $\log g$  value consistent with the mass inferred from the location in the HR diagram. The mass so derived is  $\approx 2 M_\odot$  for BD+79°156 and  $1.5 M_\odot$  for  $\sigma^1$  Ori. The final list of stellar parameters is presented in Table 1<sup>2</sup>.

<sup>2</sup> We note that the atmospheric parameters of  $\sigma^1$  Ori quoted in Jorissen et al. (2019) are different than the ones used in this study. This is because  $\log g$  iterations were not performed in Jorissen et al. (2019).

### 4. Abundance determination

We used the radiative transfer code TURBOSPECTRUM (Alvarez & Plez 1998; Plez 2012) to generate synthetic spectra from the MARCS model atmospheres of the S stars with the atmospheric parameters determined as described in Sect. 3. We used the C/O estimates from the  $\chi^2$  spectral fitting tool and checked whether these values reproduce the observed spectra satisfactorily in the CH bands around 4200 Å – 4300 Å. Because atomic oxygen lines are poorly reproduced in S-type stars, we adopted the solar oxygen abundance from Asplund et al. (2009), scaled to the star metallicity. The nitrogen abundance was derived using the CN bands at 7900 Å – 8100 Å.

The metallicity was determined using at least ten isolated Fe lines in the region from 7350 Å to 8730 Å. The derived  $[\text{Fe}/\text{H}]$  and its standard deviation are provided in Table 1. The s-process abundances are listed in Table A.1. The Zr abundance was derived using two Zr I lines at 7819.37 Å and 7849.37 Å with transition probabilities from laboratory measurements (Biémont et al. 1981). We used three Nb I lines located at 5189.186 Å, 5271.524 Å and 5350.722 Å to derive the Nb abundances in the sample stars. Details about the Fe, Zr and Nb lines can be found in Table A.2. The Tc abundance was derived using only the Tc line at 4262.27 Å. The other s-process abundances were also determined with the goal to obtain a full s-process abundance profile (presented in Table A.1). A systematic analysis of these abundances along with those of the other Tc-rich S stars is deferred to a forthcoming paper.

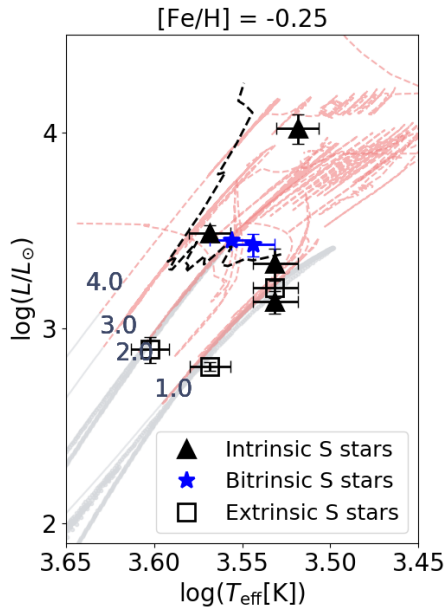
As abundance uncertainties induced by the uncertainties on the atmospheric parameters, we used those of V915 Aql from Shetye et al. (2018) since the atmospheric parameters of V915 Aql ( $T_{\text{eff}} = 3400$  K,  $\log g = 0.0$ ,  $[\text{Fe}/\text{H}] = -0.5$ , C/O = 0.75,  $[\text{s}/\text{Fe}] = 0.0$ ) are appropriate matches for those of our sample stars. We computed the total abundance uncertainty ( $\sigma_{[\text{X}/\text{Fe}]}$  in Table A.1) by quadratically adding the elemental standard deviation due to line-to-line scatter, the atmospheric parameter-induced uncertainties as estimated for V915 Aql, and a 0.1 dex uncertainty related to the continuum placement. When only one spectral line was used to derive the abundance of a given element, a standard line-to-line scatter of 0.1 dex was adopted. The abundances and their uncertainties are listed in Table A.1.

### 5. Location of the bitrinsic S stars in the HR diagram

In order to infer the evolutionary status of S stars, we locate them in the HR diagram using the effective temperature derived as described in Sect. 3 and luminosities derived using the Gaia DR2 parallaxes. We compare these positions in the HR diagram with the STAREVOL evolutionary tracks of the corresponding metallicities (Fig. 2).  $\sigma^1$  Ori and BD+79°156 are both located above the black dashed line that marks the predicted onset of TDU in the HR diagram. This confirms that they are TP-AGB stars. The fact that they are not much evolved on the TP-AGB is consistent with their moderate s-process abundances, relatively low C/O ratios, and absence of infrared excesses.

### 6. Comparison with STAREVOL nucleosynthesis predictions

The Tc and Nb abundances are inversely correlated and a clear segregation between intrinsic and extrinsic S stars is expected in the Zr-Nb plane, as seen in Fig. 3.



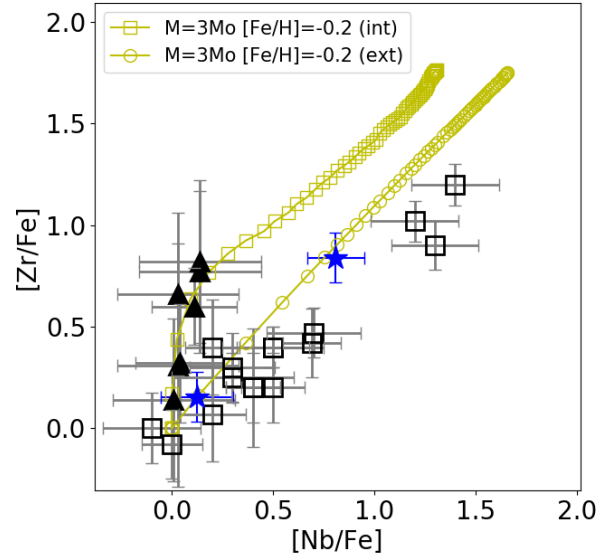
**Fig. 2.** HR diagram of intrinsic (filled triangles) S stars from Shetye et al. (2018, 2019), bitrinsic S stars (blue stars) and extrinsic (open squares) S stars from Shetye et al. (2018) along with the STAREVOL evolutionary tracks corresponding to the closest grid metallicity. The red giant branch is represented by the grey dots, whereas the red dashed line corresponds to the AGB tracks. The black dashed line marks the onset of TDU.

We now compare the measured abundances with the nucleosynthesis predictions from the STAREVOL code (Siess & Arnould 2008; Goriely & Siess 2018). The partial mixing of protons in the C-rich layers responsible for the s-process nucleosynthesis is described by a diffusive equation with the mixing parameters  $f_{\text{over}} = 0.1$ ,  $D_{\text{min}} = 10^9 \text{ cm}^2 \text{ s}^{-1}$  and  $p = 5$ , where  $f_{\text{over}}$  controls the extent of the mixing,  $D_{\text{min}}$  the value of the diffusion coefficient at the innermost boundary of the diffusive region, and  $p$  is an additional free parameter describing the shape of the diffusion profile. Other sets of mixing parameters could be considered (Shetye et al. 2019). All details can be found in Goriely & Siess (2018) and references therein.

In Fig. 3, we present the predictions for intrinsic and extrinsic stars with masses 2 and 3  $M_{\odot}$ , and  $[\text{Fe}/\text{H}] = 0.0$  and  $-0.2$ . Our sample stars BD+79°156 and  $\alpha^1$  Ori are both clearly Tc-rich. According to the Nb/Tc anti-correlation, they should thus not be enriched in Nb, contrarily to what is observed in the  $([\text{Zr}/\text{Fe}], [\text{Nb}/\text{Fe}])$  plane (Fig. 3). BD+79°156 is found within the extrinsic stars ( $[\text{Zr}/\text{Fe}] = 0.84$ ,  $[\text{Nb}/\text{Fe}] = 0.81$ ), along the predicted theoretical trend for extrinsic S stars. Its  $[\text{Zr}/\text{Nb}]$  ratio is close to unity, which indicates that  $^{93}\text{Zr}$  has decayed and that a mass-transfer episode from a former AGB star has taken place. However, because BD+79°156 is as well enriched in Tc, it must currently also be an AGB star. The bitrinsic star BD+79°156 thus constitutes an example of dual-enrichment events (one extrinsic, one intrinsic).

In  $\alpha^1$  Ori, Nb is overabundant but to a much lesser extent ( $[\text{Nb}/\text{Fe}] = 0.12$ ,  $[\text{Zr}/\text{Fe}] = 0.15$ ). Its position in Fig. 3 is less conclusive. However, its  $[\text{Zr}/\text{Nb}]$  ratio is close to unity as in the case of BD+79°156. Besides, a WD companion has been detected for  $\alpha^1$  Ori (Sect. 2.2 and Ake & Johnson 1988), strengthening the case for it being a bitrinsic object.

To account for the surface composition of BD+79°156, we computed the evolution of a 2  $M_{\odot}$  star with metallicity  $[\text{Fe}/\text{H}] = -$

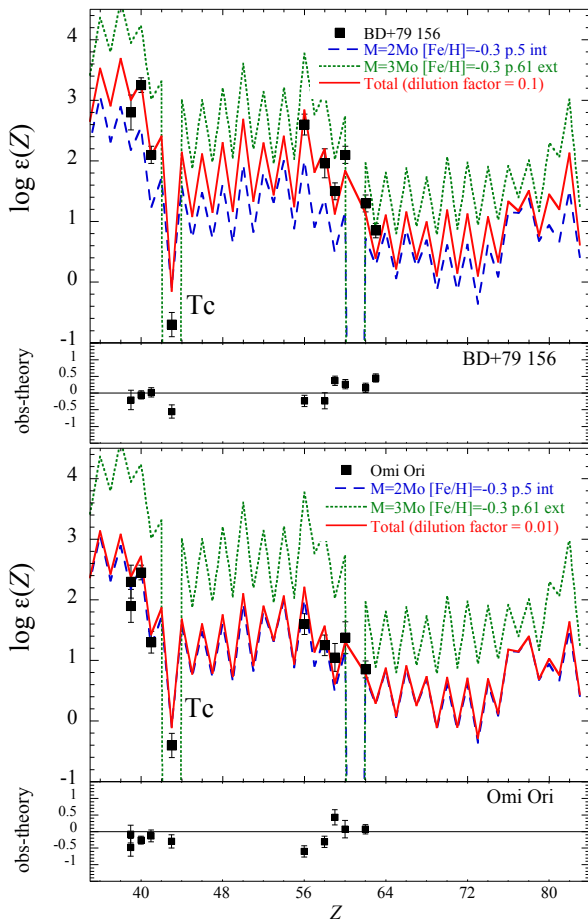


**Fig. 3.**  $[\text{Zr}/\text{Fe}]$  vs  $[\text{Nb}/\text{Fe}]$  ratios for the sample stars (blue star symbols), as compared with intrinsic (triangles) and extrinsic (open squares) S stars from Shetye et al. (2018, 2019). The yellow-green curves are the nucleosynthesis predictions from STAREVOL for 3  $M_{\odot}$ ,  $[\text{Fe}/\text{H}] = -0.2$  models. Each symbol along these curves represents a thermal pulse. The 2  $M_{\odot}$  models completely overlap the 3  $M_{\odot}$  ones but reach only up to  $[\text{Zr}/\text{Fe}] \sim 1.3$ .

0.3 representative of the observed star. This model will account for the production of Tc. To account for the Nb overabundance, we then assume it to be due to the  $^{93}\text{Zr}$  pollution from a former 3  $M_{\odot}$  AGB companion, that is now a dim WD. The composition of the current star is then the result from the enrichment coming from its companion through mass transfer as well as from its own TDU episodes. By adjusting the amount of material diluted in the envelope of the 2  $M_{\odot}$  star from its companion and the intrinsic surface enrichment through TDU episodes (*i.e.* the number of thermal pulses encountered so far), we can reproduce fairly well the observed abundances, as shown in Fig. 4. Within this non-unique parameter set (describing mixing and stellar masses), a non-negligible 10% dilution factor from BD+79°156's companion wind is needed to explain the high Nb abundance found at its surface. We conclude that for BD+79°156, a double pollution event is necessary to explain the abundance pattern. It is found not only to reproduce the measured Tc and Nb abundances but also those of light and heavy s-process elements. This conclusion holds independently of the uncertainties affecting the mixing parameters in the description of the diffusion processes. No other elements than Nb and Tc can unambiguously point out towards such a double pollution mechanism.

Concerning  $\alpha^1$  Ori, this system has been considered as a prototype bitrinsic star for a very long time (Ake & Johnson 1988; Jorissen et al. 1993, 2019). As shown in the bottom panel of Fig. 4 where we compare the abundance profile of  $\alpha^1$  Ori with the predictions of intrinsic and extrinsic stars, a pollution of s-process elements by a binary companion may not be needed because of the slight overabundance in Nb. Hence  $\alpha^1$  Ori is actually a star with only a marginal bitrinsic character. We support the claims of Ake & Johnson (1988) that, though the existence of a WD companion is very clear for  $\alpha^1$  Ori, there are no signatures in the chemical abundances that would need an explanation





**Fig. 4.** Comparison of the observed and predicted surface abundances for BD+79°156 (top panel) and  $\sigma^1$  Ori (bottom panel) in unit of  $\log \epsilon$ . The best fit (solid red curves) results from the dilution of the yields from a  $3 M_{\odot}$ ,  $[\text{Fe}/\text{H}] = -0.3$  model within the envelope of a  $2 M_{\odot}$   $[\text{Fe}/\text{H}] = -0.3$  intrinsic AGB star after it has experienced 5 thermal pulses. In both panels, "p.5 int" means that 5 pulses were involved in the intrinsic contribution whereas "p.61 ext" means that 61 pulses occurred in the companion star (considering mass transfer at the end of the TP-AGB phase of the companion).

other than the occurrence of intrinsic s-process nucleosynthesis followed by TDUs on the AGB. We thus regard  $\sigma^1$  Ori as a Tc-rich S star with a WD companion but with no clear evidence for a large pollution coming from the AGB progenitor of this companion.

## 7. Conclusions

S stars of a new type have been uncovered, bearing characteristics of both intrinsic and extrinsic S stars, and referred to as "bitrinsic" stars. The intriguing hybrid classification as both intrinsic (because of Tc detection) and extrinsic (because of Nb overabundance and WD companion detection) can be understood if we identify these stars with objects formerly polluted by an AGB companion, and now evolving on the TP-AGB. Though such objects were expected to exist, none had been identified until now because of the lack of appropriate diagnostics. Thanks to a careful analysis of S-type stars involving atmospheric parameter and abundance determination using HERMES high-resolution spectra, we could identify one clear case (BD+79°156) of such doubly-polluted objects, and one tentative case ( $\sigma^1$  Ori).

These objects are interesting in several respects. First, if an appropriate statistics of bitrinsic stars were available, this would put interesting constraints on binary-synthesis evolution models, because the number of bitrinsic star depends, among other things, on the radius evolution during the RGB and AGB phases, which will determine whether/when a Roche-lobe overflow will occur, causing the disappearance of systems that would have become bitrinsic objects (Escorza et al. 2020). A second constraint concerns the component masses: in order to exhibit s-process overabundances at their surface, AGB stars must have an initial mass larger than  $1 M_{\odot}$  (as recently shown by Shetye et al. 2019) and smaller than  $4 - 5 M_{\odot}$ , above which the radiative s-process production is significantly reduced (Goriely & Siess 2004). Therefore, in the case of bitrinsic systems, both the primary and secondary components should satisfy this condition (along with  $M_1 > M_2$ ). Third, spectroscopic binaries involving AGB stars are difficult to find because their radial-velocity variations are blurred by strong imprint from envelope pulsations. Tc and Nb diagnostics thus offer a direct spectroscopic way to prove the binarity of an AGB star, without resorting to a time-consuming radial-velocity monitoring. Fourth, bitrinsic stars should exist among other stellar classes as well, and in the future they should be sought for among carbon stars and possibly among lower-metallicity carbon-enriched objects.

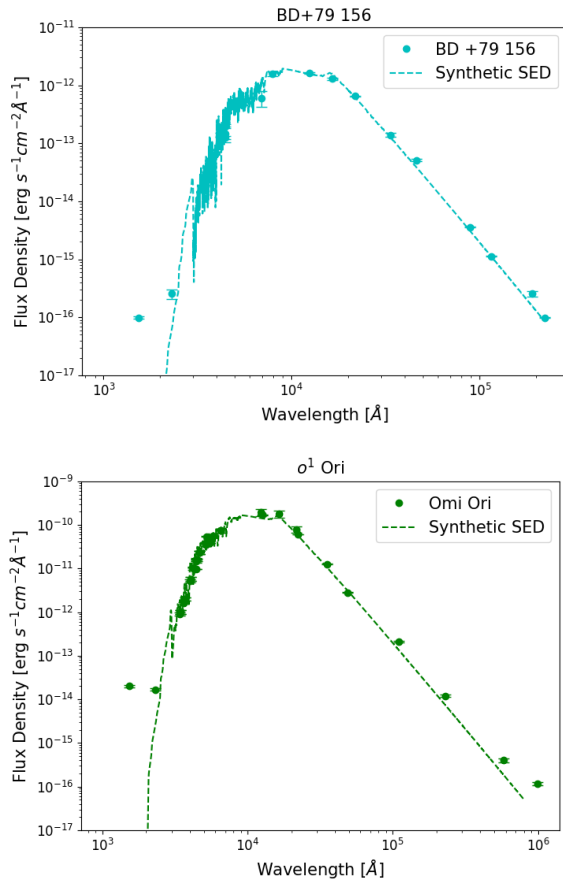
**Acknowledgements.** This research has been funded by the Belgian Science Policy Office under contract BR/143/A2/STARLAB. S.V.E. thanks *Fondation ULB* for its support. Based on observations obtained with the HERMES spectrograph, which is supported by the Research Foundation - Flanders (FWO), Belgium, the Research Council of KU Leuven, Belgium, the *Fonds National de la Recherche Scientifique* (F.R.S.-FNRS), Belgium, the Royal Observatory of Belgium, the *Observatoire de Genève*, Switzerland and the *Thüringer Landessternwarte Tautenburg*, Germany. LS & SG are senior FNRS research associates. AE acknowledges the support of FWO under contract ZKD1501-00-W01.

## References

- Ake, T. B. & Johnson, H. R. 1988, *ApJ*, 327, 214
- Alvarez, R. & Plez, B. 1998, *A&A*, 330, 1109
- Asplund, M., Grevesse, N., Sauval, A. J., & Scott, P. 2009, *ARA&A*, 47, 481
- Biémont, E., Grevesse, N., Hannaford, P., & Lowe, R. M. 1981, *ApJ*, 248, 867
- Duquette, D. W. & Lawler, J. E. 1982, *Phys. Rev. A*, 26, 330
- Escorza, A., Siess, L., Jorissen, A., & Van Winckel, H. 2020, *A&A* (submitted)
- Gaia Collaboration, Brown, A. G. A., Vallenari, A., et al. 2018, *ArXiv e-prints*
- Gontcharov, G. A. 2012, *Astronomy Letters*, 38, 87
- Goriely, S. & Siess, L. 2004, *A&A*, 421, L25
- Goriely, S. & Siess, L. 2018, *A&A*, 609, A29
- Iben, Jr., I. & Renzini, A. 1983, *ARA&A*, 21, 271
- Jorissen, A., Boffin, H. M. J., Karinkuzhi, D., et al. 2019, *A&A*, 626, A127
- Jorissen, A., Frayer, D. T., Johnson, H. R., Mayor, M., & Smith, V. V. 1993, *A&A*, 271, 463
- Jorissen, A., Van Eck, S., Mayor, M., & Udry, S. 1998, *A&A*, 332, 877
- Keenan, P. C. 1954, *ApJ*, 120, 484
- Kurucz, R. L. 2007, Robert L. Kurucz on-line database of observed and predicted atomic transitions
- Martin, G., Fuhr, J., & Wiese, W. 1988, *J. Phys. Chem. Ref. Data Suppl.*, 17
- Merrill, P. W. 1922, *ApJ*, 56, 457
- Nave, G., Johansson, S., Learner, R. C. M., Thorne, A. P., & Brault, J. W. 1994, *ApJS*, 94, 221
- Neyskens, P., Van Eck, S., Jorissen, A., et al. 2015, *Nature*, 517, 174
- O'Brian, T. R., Wickliffe, M. E., Lawler, J. E., Whaling, W., & Brault, J. W. 1991, *Journal of the Optical Society of America B Optical Physics*, 8, 1185
- Ortiz, R. & Guerrero, M. A. 2016, *MNRAS*, 461, 3036
- Otto, E., Green, P. J., & Gray, R. O. 2011, *ApJS*, 196, 5
- Peery, B. F., J. 1986, in *ESA Special Publication*, Vol. 263, *New Insights in Astrophysics. Eight Years of UV Astronomy with IUE*, ed. E. J. Rolfe & R. Wilson, 117–120
- Plez, B. 2012, *Turbospectrum: Code for spectral synthesis*, *Astrophysics Source Code Library*
- Raskin, G., van Winckel, H., Hensberge, H., et al. 2011, *A&A*, 526, A69
- Scalo, J. M. & Ross, J. E. 1976, *A&A*, 48, 219
- Shetye, S., Goriely, S., Siess, L., et al. 2019, *A&A*, 625, L1

- Shetye, S., Van Eck, S., Jorissen, A., et al. 2018, A&A, 620, A148  
 Siess, L. & Arnould, M. 2008, A&A, 489, 395  
 Smith, V. V. & Lambert, D. L. 1988, ApJ, 333, 219  
 Smith, V. V. & Lambert, D. L. 1990, ApJS, 72, 387  
 Stephenson, C. B. 1984, Publications of the Warner & Swasey Observatory, 3, 1  
 Van der Swaelmen, M., Boffin, H. M. J., Jorissen, A., & Van Eck, S. 2017, A&A, 597, A68  
 Van Eck, S. & Jorissen, A. 2000, A&A, 360, 196  
 Van Eck, S., Jorissen, A., Udry, S., Mayor, M., & Pernier, B. 1998, A&A, 329, 971  
 Van Eck, S., Neyskens, P., Jorissen, A., et al. 2017, A&A, 601, A10  
 Wallerstein, G. & Dominy, J. F. 1988, ApJ, 330, 937  
 Wang, X. H. & Chen, P. S. 2002, A&A, 387, 129  
 Wenger, M., Ochsenbein, F., Egret, D., et al. 2000, A&AS, 143, 9  
 Yang, X., Chen, P., Wang, J., & He, J. 2006, AJ, 132, 1468

## Appendix A: Spectral energy distributions of the sample stars



**Fig. A.1.** Photometric observations of BD+79°156 (top panel) and o<sup>1</sup> Ori (bottom panel) compared with the synthetic spectral energy distribution generated using the MARCS model atmospheres with the parameters listed in Table 1. All photometric observations were retrieved from SIMBAD (Wenger et al. 2000). Note in the two stars the evident UV excess in the bluest flux point.

**Table A.1.** Elemental abundances of the two bitrinsic candidates, along with the standard deviation due to line-to-line scatter. Solar abundances (third column) are from Asplund et al. (2009). The column labelled  $N$  lists the number of lines used to derive the corresponding elemental abundance. The  $\sigma_{[X/Fe]}$  column lists the total uncertainty on the abundance calculated using the method described in Sect. 4.

			<i>o</i> <sup>1</sup> Ori					BD+79° 156				
	Z	log $\epsilon_{\odot}$	log $\epsilon$	<i>N</i>	[X/H]	[X/Fe]	$\sigma_{\text{[X/Fe]}}$	log $\epsilon$	<i>N</i>	[X/H]	[X/Fe]	$\sigma_{\text{[X/Fe]}}$
C	6	8.43	8.23		-0.19	0.09	0.10	8.36		-0.07	0.09	0.17
N	7	7.83	8.20 ± 0.13		0.37	0.65	0.65	8.70 ± 0.13		0.87	1.04	0.65
O	8	8.69	8.36		-0.33	-0.05		8.66		-0.03	0.14	
Fe	26	7.50	7.21 ± 0.19	13	-0.28	-	0.23	7.33 ± 0.12	13	-0.17	-	0.18
Y I	39	2.21	1.90 ± 0.00	1	-0.31	-0.02	0.27	2.80 ± 0.00	1	0.59	0.76	0.29
Y II	39	2.21	2.30 ± 0.00	1	0.09	0.37	0.27	-	-	-	-	-
Zr I	40	2.58	2.45 ± 0.07	2	-0.13	0.15	0.12	3.25 ± 0.07	2	0.67	0.84	0.12
Nb I	41	1.46	1.30 ± 0.15	3	-0.16	0.12	0.18	2.10 ± 0.00	3	0.64	0.81	0.14
Tc	43		-0.4 ± 0.00	1			0.17	-0.7 ± 0.00	1			0.17
Ba I	56	2.18	1.60 ± 0.00	1	-0.58	-0.29	0.17	2.60 ± 0.00	1	0.42	0.59	0.17
Ce II	58	1.58	1.25 ± 0.28	6	-0.33	-0.04	0.17	1.96 ± 0.28	7	0.38	0.55	0.24
Pr II	59	0.72	1.05 ± 0.21	2	0.33	0.61	0.23	1.50 ± 0.00	1	0.78	0.95	0.14
Nd II	60	1.42	1.37 ± 0.15	5	-0.04	0.24	0.26	2.10 ± 0.00	2	0.68	0.85	0.14
Sm II	62	0.96	0.85 ± 0.10	2	-0.11	0.17	0.14	1.30 ± 0.00	1	0.34	0.51	0.14
Eu II	63	0.52	-	-	-	-	-	0.85 ± 0.00	1	0.33	0.50	0.12

**Table A.2.** Atomic lines used in this study.

Species	$\lambda$ [Å]	$\chi$ [eV]	$\log gf$	Reference
Fe I	7389.398	4.301	-0.460	Kurucz (2007)
	7418.667	4.143	-1.376	O'Brian et al. (1991)
	7443.022	4.186	-1.820	Martin et al. (1988)
	7461.263	5.507	-3.059	Kurucz (2007)
	7498.530	4.143	-2.250	Martin et al. (1988)
	7540.430	2.727	-3.850	Martin et al. (1988)
	7568.899	4.283	-0.773	Kurucz (2007)
	7583.787	3.018	-1.885	O'Brian et al. (1991)
	7586.018	4.313	-0.458	Kurucz (2007)
	7832.196	4.435	0.111	Kurucz (2007)
	8108.320	2.728	-3.898	Kurucz (2007)
	8698.706	2.990	-3.452	Kurucz (2007)
	8699.454	4.955	-0.380	Nave et al. (1994)
	8710.404	5.742	-5.156	Kurucz (2007)
	8729.144	3.415	-2.871	Kurucz (2007)
Zr I	7819.374	1.822	-0.380	Biémont et al. (1981)
	7849.365	0.687	-1.300	Biémont et al. (1981)
Nb I	5189.186	0.130	-1.394	Duquette & Lawler (1982)
	5271.524	0.142	-1.240	Duquette & Lawler (1982)
	5350.722	0.267	-0.862	Duquette & Lawler (1982)