

Predictive power of transverse-momentum-dependent distributions

Manvir Grewal,^{1,*} Zhong-Bo Kang,^{2,3,4,†} Jian-Wei Qiu,^{5,‡} and Andrea Signori^{6,7,5,§}

¹*Department of Physics, Columbia University, New York, NY 10027, USA*

²*Department of Physics and Astronomy, University of California, Los Angeles, CA 90095, USA*

³*Mani L. Bhaumik Institute for Theoretical Physics,
University of California, Los Angeles, CA 90095, USA*

⁴*Center for Frontiers in Nuclear Science, Stony Brook University, Stony Brook, NY 11794, USA*

⁵*Theory Center, Thomas Jefferson National Accelerator Facility,
12000 Jefferson Avenue, Newport News, VA 23606, USA*

⁶*Dipartimento di Fisica, Università di Pavia, via Bassi 6, I-27100 Pavia, Italy*

⁷*INFN, Sezione di Pavia, via Bassi 6, I-27100 Pavia, Italy*

(Dated: Friday 3rd July, 2020)

We investigate the predictive power of transverse-momentum-dependent (TMD) distributions as a function of the light-cone momentum fraction x and the hard scale Q defined by the process. We apply the saddle point approximation to the unpolarized quark and gluon transverse momentum distributions and evaluate the position of the saddle point as a function of the kinematics. We determine quantitatively that the predictive power for an unpolarized transverse momentum distribution is maximal in the large- Q and small- x region. For cross sections the predictive power of the TMD factorization formalism is generally enhanced by considering the convolution of two distributions, and we explicitly consider the case of Z and H^0 boson production. In the kinematic regions where the predictive power is not maximal, the distributions are sensitive to the non-perturbative hadron structure. Thus, these regions are critical for investigating hadron tomography in a three-dimensional momentum space.

CONTENTS

I. Introduction	2
II. TMDs from small to large b_T region	3
A. TMDs in the small- b_T region	4
B. Extrapolation to the large- b_T region	6
III. Saddle point approximation of a TMD PDF	8
A. Saddle point: general behavior	9
B. Saddle point: detailed analysis	10
IV. Relevance of non-perturbative corrections	14
A. Impact of power corrections	15
B. Impact of the complete extrapolation term	16
V. Cross sections	17
A. Z -boson	17
B. Higgs boson	19
VI. Summary and outlook	21
Acknowledgments	22
References	22

* manvir.grewal@columbia.edu

† zkang@physics.ucla.edu

‡ jqiu@jlab.org

§ asignori@jlab.org

I. INTRODUCTION

The theoretical study and experimental exploration of the internal structure of nucleons are of fundamental importance to science [1–3]. In the past decades, we have obtained a detailed knowledge of the so-called collinear parton distribution functions (PDFs). These collinear PDFs describe the distribution of partons inside a fast moving nucleon as a function of the nucleon’s longitudinal momentum fraction x , and thus provide us with a “one-dimensional” (1D) picture of how partons are distributed inside the nucleons. They are indispensable in the predictions involving high-energy hadrons, such as those at the Large Hadron Collider (LHC), in particular for the inclusive observables with one large momentum transfer, e.g., the total cross section of W/Z and H^0 bosons computed in the collinear factorization formalism [4].

On the other hand, for the observables with more than one observed momentum scale, such as the transverse momentum distribution of W/Z and H^0 bosons when the transverse momentum is so much smaller than the mass of the observed particle ($q_T \ll Q \sim M_{W/Z, H^0}$), a more sophisticated factorization framework, namely the transverse-momentum-dependent (TMD) factorization [5–9], is needed. In such a TMD factorization framework, the observables are written in terms of transverse-momentum-dependent PDFs (TMD PDFs), which are usually just called TMDs for simplicity. The TMDs contain not only the aforementioned longitudinal momentum fraction x , but also the partonic transverse momentum k_T with respect to the direction of the parent nucleon. Because of this, the TMDs provide us the rich information on “three-dimensional” (3D) motion of the probed active parton inside the nucleon, often referred to as 3D imaging of the nucleon [1, 2, 10].

Owing to one of the key defining properties of Quantum Chromodynamics (QCD), the color confinement, we do not see any quarks and gluons in isolation. It is therefore critically important to have a reliable and controllable *matching* between the properties and dynamics of quarks and gluons participating in high energy collisions and the hadrons observed in the detector, which could be achieved by the QCD factorization. Thus, the investigation of the TMDs and the associated TMD factorization becomes extremely important. On one side, they have a strong interplay with high-energy physics, since the uncertainties of hadronic nature as encoded in the TMDs are among the largest ones that dominate the systematic theoretical uncertainties for the QCD calculations of key observables, which could impact our ability to explore the possible scenarios of Beyond the Standard Model physics. On the other hand, a good knowledge of TMDs is essential to map out the nucleon’s 3D partonic structure, namely to understand the confined motion of quarks and gluons inside a bound hadron. This is particularly true in light of the rapid progress towards realizing a US-based Electron-Ion Collider (EIC), a machine aiming at investigating the multidimensional structure of hadrons and nuclei.

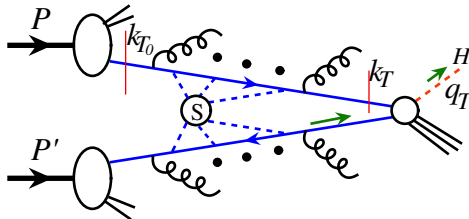


FIG. 1. Sketch for the Drell-Yan type of heavy boson production with the parton shower.

In both frontiers, one of the most important questions to address would be to understand in which kinematic regions the perturbative QCD-based formalism of TMD factorization is most predictive, from the point of view of a controllable perturbative computation. To address this question, it is important to recognize that the probed transverse momentum (k_T) of the active parton in the hard collisions is not the same as the transverse momentum of the same parton inside a bound hadron, sometimes referred to as the intrinsic k_{T_0} and as shown in Fig. 1 for a generic Drell-Yan type hard collision. With the hard collision and the large momentum transfer, a large amount of parton shower is developed during the collision, making the k_T of the probed active parton different from the intrinsic transverse momentum k_{T_0} associated with the confined motion inside the bound hadron. The difference between the k_T and k_{T_0} depends on the hard scale of the collision, Q , as well as the phase space available for the shower or the total collision energy \sqrt{s} . The observed Q and \sqrt{s} determine the momentum fraction x of the active parton participating in the hard collision. The smaller x is, the larger the phase space available for the shower is. The difference between the k_T and k_{T_0} is encoded in the QCD evolution of the TMDs in terms of the TMD factorization. As demonstrated quantitatively in this paper, the QCD evolution of the k_T -dependence could be dominated by the logarithmic and perturbatively calculable part of the parton shower, leading to a better predictive power. Moreover,

the intrinsically non-perturbative TMDs could be further factorized into the non-perturbative 1D collinear PDFs convoluted with calculable contributions from the parton shower. On the other hand, if the evolution of the k_T -dependence is dominated by the non-perturbative dynamics of the parton shower, the TMDs and the corresponding observables will be more sensitive to the non-perturbative physics. The detailed and quantitative study presented in this paper will help us figure out in which regions these non-perturbative contributions play a significant role and where the experimental data are most ideal in order to constrain the non-perturbative component of the TMDs.

TMD factorization and evolution have been extensively studied in the literature [5–9, 11–14], together with the matching to collinear factorization [5, 15–20], the generalized universality properties [21–28], and the impact on high-energy physics [29–31]. Much of the efforts in TMD phenomenology is devoted to the understanding of the role and the size of the non-perturbative corrections in different kinematic domains [13, 32–36]. The study of the kinematic dependence originates from the work of Parisi and Petronzio [37] and Collins, Soper, and Sterman [5], which focused on the value of the hard scale of the process compared to the infrared scale of QCD (Λ_{QCD}). More recently, it has been shown at the level of the cross section [17, 29, 38, 39] that also the light-cone momentum fraction x , which is effectively a measure of available phase space for the parton shower, could play an important role in determining the relevance of the non-perturbative corrections. In this article we extend those arguments to the context of the modern TMD factorization formalism [9], linking the predictive power of the TMDs to their double scale evolution, i.e. the ultraviolet and rapidity renormalization scales to be defined below. Our detailed study shows that for TMDs with the large hard-scale Q and the small momentum fraction x , the non-perturbative contribution plays a less important role and thus they have the most predictive power. On the contrary, TMDs with the small hard-scale Q and the large momentum fraction x receive significant non-perturbative contributions, and are better suited for constraining non-perturbative parameters in the TMDs.

The paper is organized as follows. In Sec. II we present the structure of a TMD PDF in the coordinate b_T space, which is conjugate to the transverse momentum k_T . We separate the small and large b_T regions, and derive a functional form that extrapolates the physics from the small to the large b_T region. In Sec. III we apply the saddle-point method to the TMD PDF, and we determine the position of the saddle point as a function of the kinematics studying the structure of the double-scale evolution of the distribution. In Sec. IV we analyze the predictive power of the quark and gluon TMDs and comment on the relevance of the large b_T region and its components. In Sec. V we study the transverse momentum distributions for Z boson production and H^0 boson production in pp collisions. They are sensitive to quark and gluon TMDs, respectively. We close the paper in Sec. VI and comment on the advantages presented by the complementary kinematic regions accessed by different experiments and possibilities to learn and control the non-perturbative evolution of TMDs.

II. TMDS FROM SMALL TO LARGE b_T REGION

Our main focus in this paper is on the unpolarized TMD PDF for a parton with specific flavor a ,

$$F_a(x, k_T^2; \mu, \zeta), \quad (1)$$

which carries the collinear momentum fraction x of the parent hadron and has a transverse momentum k_T with respect to the hadron's momentum. On the other hand, μ and ζ are the ultraviolet (UV) renormalization and rapidity regularization scales, respectively. As we will discuss in Sec. V, these TMDs are indispensable in describing e.g., the transverse momentum distribution of a vector boson Z and H^0 boson production in the low transverse momentum region $q_T \ll M_{Z, H^0}$, and carry rich information on the parton's confined motion in a bound hadron, which is a fundamental emergent property of the QCD dynamics. As shown in Fig. 1, the k_T -dependence of the TMD PDF probed at the hard collision is a combination of parton's intrinsic k_{T_0} and the amount of k_T generated by the parton shower. Since each radiation from the parton shower could be soft and non-perturbative, and convoluted with additional radiation before and after, it could be advantageous to study the TMDs in their Fourier transformed form in the position or b_T -space, defined as [5]

$$F_a(x, b_T^2; \mu, \zeta) = \int d^2 \mathbf{k}_T e^{i \mathbf{k}_T \cdot \mathbf{b}_T} F_a(x, k_T^2; \mu, \zeta). \quad (2)$$

When b_T is small, much less than $1/\Lambda_{\text{QCD}}$, the QCD evolution (or scale dependence) of the TMDs' b_T -dependence is perturbatively calculable. Otherwise, the QCD evolution is non-perturbative. Once we understand the TMD

PDF in the b_T -space, we then Fourier transform it back into the momentum space:

$$\begin{aligned} F_a(x, k_T^2; \mu, \zeta) &= \int \frac{d^2 \mathbf{b}_T}{(2\pi)^2} e^{-i\mathbf{k}_T \cdot \mathbf{b}_T} F_a(x, b_T^2; \mu, \zeta) \\ &= \frac{1}{2\pi} \int_0^\infty db_T b_T J_0(k_T b_T) F_a(x, b_T^2; \mu, \zeta). \end{aligned} \quad (3)$$

The zero-th order Bessel function J_0 emerges from the angular part of the integral and the absence of any dependence on the azimuthal angle of the transverse momentum \mathbf{k}_T in the unpolarized case. The above Fourier transform would require the information of the $F_a(x, b_T^2; \mu, \zeta)$ for the entire $b_T \in [0, \infty)$ region. If the Fourier transform is dominated by the information of TMDs at small b_T , we will have a good predictive power for $F_a(x, k_T^2; \mu, \zeta)$ in all relevant k_T region, modulo the knowledge of the standard collinear PDFs, as we demonstrate below. On the other hand, if the Fourier transform is sensitive to the large b_T region, $F_a(x, b_T^2; \mu, \zeta)$ will be sensitive to non-perturbative physics since the evolution kernels for the scale-dependence of the TMDs at large b_T are non-perturbative.

Below we first review the behavior and evolution of TMDs in the small- b_T region, and we then study how one can extrapolate the TMD to the large- b_T region by extending the work of Ref. [38]. By further studying the behavior of the TMDs in the b_T -space through a saddle-point approximation, we explore quantitatively in which region the TMDs have the most predictive power.

A. TMDs in the small- b_T region

The QCD evolution equations of the TMDs take the following form

$$\frac{d \ln F_a(x, b_T^2; \mu, \zeta)}{d \ln \zeta} = -D(b_T \mu, \alpha_s(\mu)), \quad (4)$$

$$\frac{d \ln F_a(x, b_T^2; \mu, \zeta)}{d \ln \mu} = \gamma_F \left(\alpha_s(\mu), \frac{\zeta}{\mu^2} \right), \quad (5)$$

$$\frac{d D(b_T \mu, \alpha_s(\mu))}{d \ln \mu^2} = \frac{1}{2} \gamma_K(\alpha_s(\mu)), \quad (6)$$

$$\frac{d \gamma_F \left(\alpha_s(\mu), \frac{\zeta}{\mu^2} \right)}{d \ln \zeta} = -\gamma_K(\alpha_s(\mu)). \quad (7)$$

Here the first three equations are well-known and can be found in the literature, see e.g. in Ref. [9], where $D(b_T \mu, \alpha_s(\mu))$ is called the Collins-Soper evolution kernel¹, and $\gamma_F \left(\alpha_s(\mu), \frac{\zeta}{\mu^2} \right)$ is the anomalous dimension of the operator defining the TMD PDF. The last equation is obtained from the fact that the differential order in ζ and in μ for $F_a(x, b_T^2; \mu, \zeta)$ is interchangeable, i.e.,

$$\frac{d}{d \ln \zeta} \frac{d}{d \ln \mu} \ln F_a(x, b_T^2; \mu, \zeta) = \frac{d}{d \ln \mu} \frac{d}{d \ln \zeta} \ln F_a(x, b_T^2; \mu, \zeta), \quad (8)$$

so long as $F_a(x, b_T^2; \mu, \zeta)$ are differentiable in both μ and ζ in the kinematic regime that we are interested in.

In the perturbative region where $1/b_T \gg \Lambda_{\text{QCD}}$, one can compute all the evolution kernels in the above evolution equations. For example, for a quark TMD PDF with $a = q$, we have

$$D(b_T \mu, \alpha_s(\mu)) = C_F \sum_{n=1} \left(\frac{\alpha_s}{4\pi} \right)^n \sum_{k=0}^n d^{(n,k)} \ln^k \left(\frac{\mu^2}{\mu_b^2} \right), \quad (9)$$

$$\gamma_K(\alpha_s(\mu)) = \Gamma_{\text{cusp}}(\alpha_s(\mu)), \quad (10)$$

$$\gamma_F \left(\alpha_s(\mu), \frac{\zeta}{\mu^2} \right) = \Gamma_{\text{cusp}}(\alpha_s(\mu)) \ln \left(\frac{\mu^2}{\zeta} \right) + \gamma(\alpha_s(\mu)), \quad (11)$$

¹ Note that we use a slightly different notation and normalization with respect to Ref. [9].

where we define $\mu_b = c/b_T$ with $c = 2e^{-\gamma_E}$ and $\gamma_E = 0.577$ the Euler constant. $\Gamma_{\text{cusp}}(\alpha_s(\mu))$ and $\gamma(\alpha_s(\mu))$ are the cusp and non-cusp anomalous dimensions, respectively. They generally have the expansion $\Gamma_{\text{cusp}}(\alpha_s(\mu)) = \sum_{n=1} \Gamma_{n-1} \left(\frac{\alpha_s}{4\pi}\right)^n$, likewise for the non-cusp. For a quark TMD PDF, one has $\Gamma_0 = 4C_F$, $\gamma_0 = 6C_F$, etc. At the same time, we have $d^{(1,1)} = 2\Gamma_0$, $d^{(1,0)} = 0$, etc. Thus at the first non-trivial order, we have

$$D(b_T\mu, \alpha_s(\mu)) = \frac{\alpha_s}{2\pi} C_F \ln\left(\frac{\mu^2}{\mu_b^2}\right), \quad (12)$$

$$\gamma_K(\alpha_s(\mu)) = \frac{\alpha_s}{\pi} C_F, \quad (13)$$

$$\gamma_F\left(\alpha_s(\mu), \frac{\zeta}{\mu^2}\right) = \frac{\alpha_s}{\pi} C_F \left[\ln\left(\frac{\mu^2}{\zeta}\right) + \frac{3}{2} \right]. \quad (14)$$

The higher-order expressions, and the expressions for gluon TMD PDF can be found in e.g. Ref. [40]. See also Refs. [41–43].

Solving the evolution equation, one can obtain the evolved TMD PDF as

$$F_a(x, b_T^2; \mu, \zeta) = F_a(x, b_T^2; \mu_0, \zeta_0) \exp\left[\int_{\mu_0}^{\mu} \frac{d\mu'}{\mu'} \gamma_F\left(\alpha_s(\mu'), \frac{\zeta}{\mu'^2}\right)\right] \left(\frac{\zeta}{\zeta_0}\right)^{-D(b_T\mu_0, \alpha_s(\mu_0))}, \quad (15)$$

where μ_0 and ζ_0 are the initial values for the renormalization scales. Integrating Eq. (7) from μ^2 to ζ , one obtains

$$\gamma_F\left(\alpha_s(\mu), \frac{\zeta}{\mu^2}\right) = -\ln\left(\frac{\zeta}{\mu^2}\right) \gamma_K(\alpha_s(\mu)) + \gamma_F(\alpha_s(\mu), 1), \quad (16)$$

and thus we have

$$\begin{aligned} F_a(x, b_T^2; \mu, \zeta) = & F_a(x, b_T^2; \mu_0, \zeta_0) \\ & \times \exp\left\{-\left[\int_{\mu_0}^{\mu} \frac{d\mu'}{\mu'} \left(\ln\left(\frac{\zeta}{\mu'^2}\right) \gamma_K(\alpha_s(\mu')) - \gamma_F(\alpha_s(\mu'), 1)\right) + D(b_T\mu_0, \alpha_s(\mu_0)) \ln\left(\frac{\zeta}{\zeta_0}\right)\right]\right\}. \end{aligned} \quad (17)$$

Finally when both μ_0 and ζ_0 are in the perturbative region, the TMD PDF F_a at the input scales μ_0 and ζ_0 can be re-factorized onto collinear PDFs $f_b(x, \mu_0)$ via an operator product expansion (OPE) at low b_T :

$$F_a(x, b_T^2; \mu_0, \zeta_0) = \sum_b C_{a/b}(x, b_T^2, \mu_0, \zeta_0) \otimes f_b(x, \mu_0) = \sum_b \int_x^1 \frac{d\hat{x}}{\hat{x}} C_{a/b}\left(\hat{x}, b_T^2, \mu_0, \zeta_0\right) f_b\left(\frac{x}{\hat{x}}, \mu_0\right). \quad (18)$$

In practice, one typically chooses the following input values for μ_0 and ζ_0 ,

$$\zeta_0 = \mu_0^2 = \mu_b^2, \quad (19)$$

to eliminate the logarithms in the coefficient functions $C_{a/b}\left(\hat{x}, b_T^2, \mu_0, \zeta_0\right)$. At the same time, one usually chooses μ and ζ to be associated with the hard scale Q , such as the invariant mass of the lepton pair in the Drell-Yan process, $pp \rightarrow [\gamma^* \rightarrow] \ell^+ \ell^- + X$,

$$\zeta = \mu^2 = Q^2. \quad (20)$$

Thus in the usual phenomenology we write the perturbative TMD PDF in Eq. (15) in the following form

$$\begin{aligned} F_a(x, b_T^2; Q, Q^2) = & F_a(x, b_T^2; \mu_b, \mu_b^2) \\ & \times \exp\left\{-\left[\int_{\mu_b}^Q \frac{d\mu'}{\mu'} \left(\ln\left(\frac{Q^2}{\mu'^2}\right) \gamma_K(\alpha_s(\mu')) - \gamma_F(\alpha_s(\mu'), 1)\right) + D(c, \alpha_s(\mu_b)) \ln\left(\frac{Q^2}{\mu_b^2}\right)\right]\right\}, \end{aligned} \quad (21)$$

where $F_a(x, b_T^2; \mu_b, \mu_b^2)$ will be obtained through Eq. (18).

B. Extrapolation to the large- b_T region

From the discussion of the previous section, we gain the following information. In the kinematic region where Q is large ($Q \gg \Lambda_{\text{QCD}}$) and for the small- b_T region, one can rely on the perturbative result in Eq. (21) to obtain the information for the TMD PDF $F_a(x, b_T^2; Q, Q^2)$. However, for the large- b_T region, non-perturbative physics kicks in and the perturbative result is no longer reliable. Several proposals have been introduced to extrapolate the TMD PDF at small- b_T into the large- b_T region [5]. In this paper, we follow the spirit of Ref. [38] to keep the TMD PDF at small- b_T unchanged while we derive a functional form to extrapolate the perturbative result in the small- b_T region to the large- b_T region. Such an extrapolation would preserve the predictive power of the perturbative calculations in the small- b_T region, which is not affected by the extrapolation at large b_T , and at the same time, it would provide a physically motivated functional form for the large- b_T region. In other words, we write the TMD PDF in the b_T -space as

$$F_a(x, b_T^2; Q, Q^2) = \begin{cases} F_a^{\text{OPE}}(x, b_T^2; Q, Q^2) & b_T \leq b_{\text{max}}, \\ F_a^{\text{OPE}}(x, b_{\text{max}}^2; Q, Q^2) R_a^{\text{NP}}(x, b_T, Q; b_{\text{max}}) & b_T > b_{\text{max}}, \end{cases} \quad (22)$$

where the parameter b_{max} is the largest value of b_T at which the perturbative expression for the TMD PDF is trusted (like the input scale at which the DGLAP evolution starts for the 1D PDFs). We choose a rather conservative value for $b_{\text{max}} = 0.5 \text{ GeV}^{-1}$ throughout this paper. Accordingly, for $b_T \leq b_{\text{max}}$, $F_a^{\text{OPE}}(x, b_T^2; Q, Q^2)$ is just the perturbative expression given in Eq. (21)². Here we use the superscript ‘‘OPE’’ to remind that Eq. (21) is connected with the collinear PDFs through an OPE, see Eq. (18). For $b_T > b_{\text{max}}$, instead, the non-perturbative correction factor R_a^{NP} tames the behavior of F_a when the perturbative calculation is not to be trusted. To maintain the continuity of the TMD PDF at $b_T = b_{\text{max}}$, the extrapolation function R_a^{NP} should satisfy

$$R_a^{\text{NP}}(x, b_T = b_{\text{max}}, Q; b_{\text{max}}) = 1. \quad (23)$$

To derive a functional form for R_a^{NP} , we take into account the power correction in the evolution kernel [38]. The Collins-Soper kernel $D(b_T \mu, \alpha_s(\mu))$ has an explicit b_T -dependence. When $b_T > b_{\text{max}}$, we add a power correction into its evolution equation as follows³

$$\frac{dD(b_T \mu, \alpha_s(\mu))}{d \ln \mu^2} = \frac{1}{2} \left[\gamma_K(\alpha_s(\mu)) + \frac{1}{\mu^2} \bar{\gamma}_K \right], \quad (24)$$

where $\bar{\gamma}_K$ is an unknown parameter that characterizes the typical size of the higher-twist operator. Such a power correction to the evolution equation is also referred to as ‘‘dynamical power correction’’ in [38] and we will continue to use this terminology. For consistency within the TMD evolution equations Eqs. (6) and (7), one would also have

$$\frac{d\gamma_F(\alpha_s(\mu), \frac{\zeta}{\mu^2})}{d \ln \zeta} = -\gamma_K(\alpha_s(\mu)) - \frac{1}{\mu^2} \bar{\gamma}_K. \quad (25)$$

With the modified evolution equations, choosing initial scales for the evolution $\zeta_0 = \mu_0^2 = \mu_{b_{\text{max}}}^2$ and final scales $\zeta = \mu^2 = Q^2$, one would obtain

$$F_a(x, b_T^2; Q, Q^2) = F_a(x, b_T^2; \mu_{b_{\text{max}}}, \mu_{b_{\text{max}}}^2) \exp \left\{ \int_{\mu_{b_{\text{max}}}}^Q \frac{d\mu'}{\mu'} \left[\gamma_F(\alpha_s(\mu'), 1) - \ln \left(\frac{Q^2}{\mu'^2} \right) \left(\gamma_K(\alpha_s(\mu')) + \frac{1}{\mu'^2} \bar{\gamma}_K \right) \right] - D(b_T \mu_{b_{\text{max}}}, \alpha_s(\mu_{b_{\text{max}}})) \ln \left(\frac{Q^2}{\mu_{b_{\text{max}}}^2} \right) \right\}, \quad (26)$$

where the input scale $\mu_{b_{\text{max}}} = c/b_{\text{max}}$. Setting $b_T = b_{\text{max}}$ in the above equation, we would obtain

$$F_a(x, b_{\text{max}}^2; Q, Q^2) = F_a(x, b_{\text{max}}^2; \mu_{b_{\text{max}}}, \mu_{b_{\text{max}}}^2) \exp \left\{ \int_{\mu_{b_{\text{max}}}}^Q \frac{d\mu'}{\mu'} \left[\gamma_F(\alpha_s(\mu'), 1) - \ln \left(\frac{Q^2}{\mu'^2} \right) \left(\gamma_K(\alpha_s(\mu')) + \frac{1}{\mu'^2} \bar{\gamma}_K \right) \right] - D(c, \alpha_s(\mu_{b_{\text{max}}})) \ln \left(\frac{Q^2}{\mu_{b_{\text{max}}}^2} \right) \right\}, \quad (27)$$

² In this paper we do not consider the corrections needed for the proper treatment of the region at an extremely small b_T [19, 32, 37, 44, 45], which is phenomenologically relevant typically at energies lower than the ones considered in our analyses.

³ The type of power correction in the form of $1/Q^2$ is studied in Ref. [46].

where we have used $b_{\max}\mu_{b_{\max}} = c$. By comparing Eqs. (26) and (27), we find

$$F_a(x, b_T^2; Q, Q^2) = F_a(x, b_{\max}^2; Q, Q^2) R_a^{\text{NP}}(x, b_T, Q; b_{\max}), \quad (28)$$

with the extrapolation function R_a^{NP} given by

$$R_a^{\text{NP}}(x, b_T, Q; b_{\max}) = \frac{F_a(x, b_T^2; \mu_{b_{\max}}, \mu_{b_{\max}}^2)}{F_a(x, b_{\max}^2; \mu_{b_{\max}}, \mu_{b_{\max}}^2)} \exp \left\{ -\ln \left(\frac{Q^2}{\mu_{b_{\max}}^2} \right) \left[D(b_T \mu_{b_{\max}}, \alpha_s(\mu_{b_{\max}})) - D(c, \alpha_s(\mu_{b_{\max}})) \right] \right\}. \quad (29)$$

In order to find a reasonable functional form for R_a^{NP} , we now need to figure out the following two factors:

$$\frac{F_a(x, b_T^2; \mu_{b_{\max}}, \mu_{b_{\max}}^2)}{F_a(x, b_{\max}^2; \mu_{b_{\max}}, \mu_{b_{\max}}^2)}, \quad \left[D(b_T \mu_{b_{\max}}, \alpha_s(\mu_{b_{\max}})) - D(c, \alpha_s(\mu_{b_{\max}})) \right]. \quad (30)$$

For the second factor, we turn to the modified evolution equation for $D(b_T \mu_b, \alpha_s(\mu_b))$ in Eq. (24). To proceed, we integrate μ^2 from μ_b^2 to $\mu_{b_{\max}}^2$ and obtain

$$\begin{aligned} D(b_T \mu_{b_{\max}}, \alpha_s(\mu_{b_{\max}})) - D(b_T \mu_b, \alpha_s(\mu_b)) &= \int_{\mu_b^2}^{\mu_{b_{\max}}^2} \frac{d\mu^2}{\mu^2} \frac{1}{2} \left[\gamma_K(\alpha_s(\mu)) + \frac{1}{\mu^2} \bar{\gamma}_K \right] \\ &= \frac{\gamma}{2\alpha(c^2)^\alpha} \left((b_T^2)^\alpha - (b_{\max}^2)^\alpha \right) + \frac{\bar{\gamma}_K}{2c^2} (b_T^2 - b_{\max}^2) \\ &\equiv g_1 \left((b_T^2)^\alpha - (b_{\max}^2)^\alpha \right) + g_2 (b_T^2 - b_{\max}^2). \end{aligned} \quad (31)$$

To obtain the second line on the right-hand side, we approximate the μ -dependence of $\gamma_K(\alpha_s(\mu)) \approx \gamma(\mu^2)^{-\alpha}$ with parameters γ and α [38]. We further define the prefactors on the second line to be parameters g_1 and g_2 . Realizing $b_T \mu_b = c$, we thus obtain

$$D(b_T \mu_{b_{\max}}, \alpha_s(\mu_{b_{\max}})) - D(c, \alpha_s(\mu_{b_{\max}})) = D(c, \alpha_s(\mu_b)) - D(c, \alpha_s(\mu_{b_{\max}})) + g_1 (b_T^{2\alpha} - b_{\max}^{2\alpha}) + g_2 (b_T^2 - b_{\max}^2). \quad (32)$$

Note that the term $D(c, \alpha_s(\mu_b)) - D(c, \alpha_s(\mu_{b_{\max}}))$ on the right-hand side depends only on b_T and b_{\max} through the coupling constant α_s , and thus such a term can be combined with the one proportional to g_1 (given its connection to the coupling constant), treating g_1 and α as fitting parameters.

For the first factor in Eq. (30), we realize that at the input scale $\mu_{b_{\max}}$, one usually mimics the b_T -dependence of the TMD PDF $F_a(x, b_T^2; \mu_{b_{\max}}, \mu_{b_{\max}}^2)$ to have a Gaussian form, see e.g. Refs. [47–51],

$$F_a(x, b_T^2; \mu_{b_{\max}}, \mu_{b_{\max}}^2) \approx f_a(x, \mu_{b_{\max}}) \exp[-\bar{g}_2 b_T^2], \quad (33)$$

which describes the intrinsic transverse momentum of the partons. With such an approximation, we thus obtain the ratio of TMD PDF at the input scale $\mu_{b_{\max}}$ in Eq. (29) as

$$\frac{F_a(x, b_T^2; \mu_{b_{\max}}, \mu_{b_{\max}}^2)}{F_a(x, b_{\max}^2; \mu_{b_{\max}}, \mu_{b_{\max}}^2)} \approx \exp[-\bar{g}_2 (b_T^2 - b_{\max}^2)], \quad (34)$$

Combining all the above factors, we obtain the following form for the extrapolation function

$$R_a^{\text{NP}}(x, b_T, Q; b_{\max}) = \exp \left\{ -\ln \left(\frac{Q^2}{\mu_{b_{\max}}^2} \right) \left[g_1 \left((b_T^2)^\alpha - (b_{\max}^2)^\alpha \right) + g_2 (b_T^2 - b_{\max}^2) \right] - \bar{g}_2 (b_T^2 - b_{\max}^2) \right\}. \quad (35)$$

Such a derivation is motivated by the work presented in Ref. [38]. Our derivation is for an individual TMD PDF, while Ref. [38] is for the Drell-Yan differential cross section. This new derivation is based on modern TMD evolution for the TMD PDF, which makes the derivation more transparent and more straightforward.

Our derived extrapolation function R_a^{NP} automatically satisfies the normalization condition in Eq. (23), i.e. $R_a^{\text{NP}} = 1$ at $b_T = b_{\max}$. Besides $b_{\max} = 0.5 \text{ GeV}^{-1}$ we have chosen beforehand, it consists of four parameters α , g_1 , g_2 , and

\bar{g}_2 . While g_2 controls the size of the dynamical power correction, \bar{g}_2 mimics the intrinsic transverse momentum, which is also referred to as ‘‘intrinsic power correction’’ in [38]. These two parameters are non-perturbative in nature and generally have to be determined from fits to the experimental data. As we will emphasize below, we require $F_a(x, b_T^2; Q, Q^2)$ to be smooth at $b_T = b_{\max}$, in order to determine the other two parameters g_1 and α in the extrapolation function R_a^{NP} . Specifically, we require the first and second order derivatives of $F_a(x, b_T^2; Q, Q^2)$ to be continuous at $b_T = b_{\max}$. With these two conditions, g_1 and α can be fixed. Accordingly, the R_a^{NP} function acquires an implicit x -dependence (equivalent to a \sqrt{s} -dependence) through these two parameters.

III. SADDLE POINT APPROXIMATION OF A TMD PDF

Once we have the full b_T -dependence of a TMD PDF from the extrapolation method discussed in the previous section, we will be able to compute the TMD PDF in the momentum space through the Fourier transformation:

$$F_a(x, k_T^2; Q, Q^2) = \frac{1}{2\pi} \int_0^\infty db_T b_T J_0(k_T b_T) F_a(x, b_T^2; Q, Q^2), \quad (36)$$

where we have set $\zeta = \mu^2 = Q^2$ in Eq. (3). Obviously if $F_a(x, b_T^2; Q, Q^2)$ in the b_T -space is dominated by the small- b_T behavior, the integration on the right-hand side, and thus $F_a(x, k_T^2; Q, Q^2)$ in the k_T -space, will be mainly controlled by the perturbative physics. On the contrary, if $F_a(x, b_T^2; Q, Q^2)$ is very sensitive to the large- b_T behavior, the non-perturbative physics will play an important role in the behavior of the TMD PDF $F_a(x, k_T^2; Q, Q^2)$ in the momentum space. Understanding the TMD PDF $F_a(x, k_T^2; Q, Q^2)$ in the momentum k_T -space, i.e., whether it is more dominated by perturbative (small- b_T) or non-perturbative (large- b_T) physics, is very important in order to investigate the predictive power of the TMD PDF and of the TMD differential cross sections, which are based on these TMD PDFs. This is the main goal of this and the next sections.

Following Refs. [5, 38], we use the saddle-point method to pinpoint if and how the integration on the right-hand side of Eq. (36) is dominated by the small- b_T region. The saddle-point approximation, or the method of steepest descent, is often used to approximate the integral when the integrand has the form of $e^{-cS(b_T)}$, where c is a constant and S a smooth function of b_T . As the negative exponential function is rapidly decreasing, one only needs to look at the contribution from where the exponent is at its minimum. Since the TMD PDF in b_T -space follows such a form, see Eqs. (21) and (35), it is natural to apply the saddle-point approximation to analyze the TMD PDF. We mainly concentrate on the case where $k_T = 0$. In such a case, $J_0(k_T b_T) = 1$ and no oscillations are present. When $k_T > 0$, the Bessel function $J_0(k_T b_T)$ further suppresses the large- b_T region of the b_T integration, and our analysis will be further improved. At $k_T = 0$, we have

$$F_a(x, k_T^2 = 0; Q, Q^2) = \frac{1}{2\pi} \int_0^\infty db_T b_T F_a(x, b_T^2; Q, Q^2) = \frac{1}{4\pi} \int_{-\infty}^\infty d(\ln b_T^2) \exp[\ln(b_T^2 F_a(x, b_T^2; Q, Q^2))], \quad (37)$$

and thus the integral is dominated by a saddle point at b_T^{sp} , which is determined by [5]

$$\frac{d}{db_T} \left\{ \ln \left[b_T^2 F_a(x, b_T^2; Q, Q^2) \right] \right\}_{b_T=b_T^{\text{sp}}} = 0. \quad (38)$$

In the following, we will study in details the kinematic dependence of the saddle point b_T^{sp} , in particular the most relevant x and Q dependence:

$$b_T^{\text{sp}} \equiv b_T^{\text{sp}}(x, Q). \quad (39)$$

The approximation relates the integral over b_T in Eq. (37) to the evaluation of the integrand at the saddle point b_T^{sp} . When the saddle point is small, $b_T^{\text{sp}} \ll 1/\Lambda_{\text{QCD}}$, i.e., well in the perturbative region, then one would expect the TMD PDF $F_a(x, k_T^2; Q, Q^2)$ to be mainly controlled by the perturbative physics (always modulo the collinear PDFs). On the contrary, if b_T^{sp} is large, i.e. $b_T^{\text{sp}} \gtrsim 1/\Lambda_{\text{QCD}}$, the large- b_T non-perturbative contribution is very important and one has to understand/constrain it well, in order to have a full understanding of the TMD PDF. In other words, we use the information on the saddle point b_T^{sp} as an indication of the predictive power of the TMD formalism.

A. Saddle point: general behavior

To start, we first use the perturbative contribution to $F_a(x, b_T^2; Q, Q^2)$ to compute the saddle-point b_T^{sp} . Plugging the perturbative expression in Eq. (21) into (38), we obtain

$$\frac{d}{db_T} \left\{ \left[\int_{\mu_b}^Q \frac{d\mu'}{\mu'} \left(\ln \left(\frac{Q^2}{\mu'^2} \right) \gamma_K(\alpha_s(\mu')) - \gamma_F(\alpha_s(\mu'), 1) \right) + D(c, \alpha_s(\mu_b)) \ln \left(\frac{Q^2}{\mu_b^2} \right) - \ln(b_T^2) - \ln \left[\sum_b C_{a/b}(x, b_T^2, \mu_b, \mu_b^2) \otimes f_b(x, \mu_b) \right] \right] \right\} \Big|_{b_T=b_T^{sp}} = 0. \quad (40)$$

In general, one can evaluate the saddle point b_T^{sp} of the TMD PDF by solving numerically the above equation. This is indeed what we do below when we present the results at next-to-next-to-leading logarithmic (NNLL) accuracy and next-to-next-to-leading order (NNLO) in the strong coupling α_s . However, at the leading logarithmic (LL) accuracy where one keeps the leading order (LO) result in Γ_{cusp} and in the coefficient functions $C_{a/b}$, one can solve the above equation and obtain the following simple results

$$\frac{1}{2} \ln \left(\frac{Q^2}{\mu_b^{*2}} \right) \Gamma_0 \frac{\alpha_s(\mu_b^*)}{4\pi} = 1 - \mathcal{X}(x, \mu_b^*), \quad \mathcal{X}(x, \mu) = \frac{d}{d \ln \mu^2} \ln f_a(x, \mu), \quad (41)$$

where we have introduced $\mu_b^* = c/b_T^{sp}$. The function $\mathcal{X}(x, \mu)$ quantifies the impact of the DGLAP evolution on the position of the saddle point. Its sign changes according to the value of the light-cone fraction x and determines the x -dependence of the saddle point.

The saddle point for the resummed contribution to the Drell-Yan cross section differential with respect to the transverse momentum of the lepton pair has been discussed in Refs. [5, 37]. In that treatment the effect of the x -dependence was neglected. In our treatment, neglecting the x -dependence corresponds to setting $\mathcal{X} = 0$. Accordingly, the solution of Eq. (41) reads:

$$b_T^{sp(0)} = \frac{c}{\Lambda_{\text{QCD}}} \left(\frac{Q}{\Lambda_{\text{QCD}}} \right)^{-\Gamma_0/(\Gamma_0+8\pi b_0)}, \quad b_0 = \frac{11C_A - 4T_f n_f}{12\pi}, \quad (42)$$

where b_0 is the one-loop coefficient of the QCD beta function [52], and n_f is the number of active flavors. The expression for $b_T^{sp(0)}$ is analogous to the one presented in Refs. [5, 37]. It follows the usual wisdom that the larger the value of Q is, the smaller $b_T^{sp(0)}$ is, and thus the perturbative contributions to the observable play a more important role. By including the contribution of \mathcal{X} , the solution to Eq. (41) acquires an x -dependence:

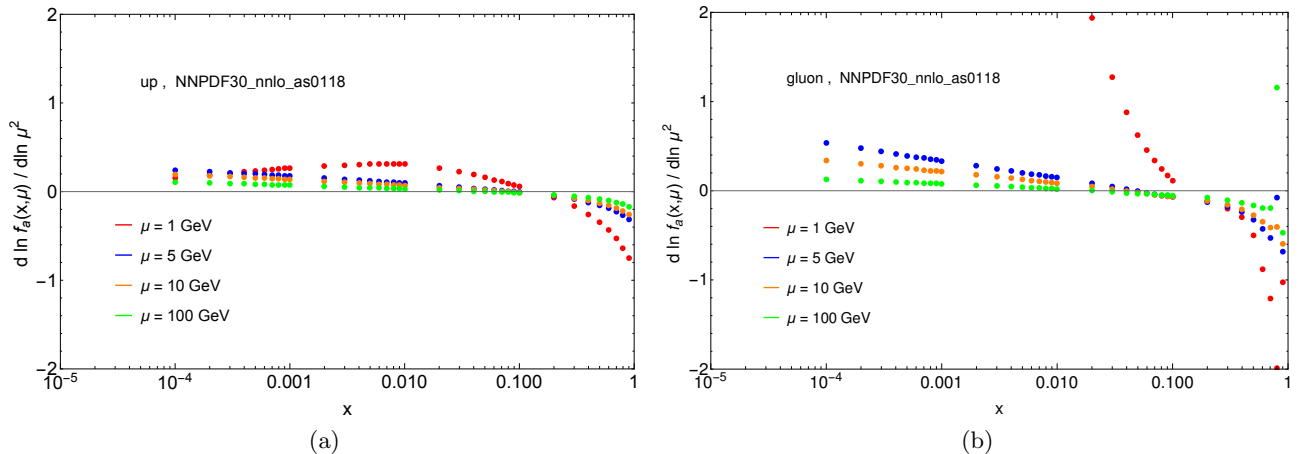


FIG. 2. The x -dependence of the $\mathcal{X}(x, \mu)$ function defined in Eq. (41) for (a) an up quark, and (b) a gluon. Different values for $\mu = 1, 5, 10, 100$ GeV have been chosen.

$$b_T^{sp} = \frac{c}{\Lambda_{\text{QCD}}} \left(\frac{Q}{\Lambda_{\text{QCD}}} \right)^{-\Gamma_0/[\Gamma_0+8\pi b_0(1-\mathcal{X}(x, \mu_b^*))]} \quad (43)$$

Note that the right-hand side of Eq. (43) depends on b_T^{sp} through μ_b^* , and thus Eq. (41) needs to be solved by iterations. A legitimate choice for the first iteration is to evaluate \mathcal{X} at $b_T^{sp(0)}$. Comparing Eq. (43) with (42), one observes that if $\mathcal{X} > 0$ (< 0), one would have $b_T^{sp} < b_T^{sp(0)}$ ($b_T^{sp} > b_T^{sp(0)}$). To understand the behavior of \mathcal{X} , as well as for the general numerical investigation, below we rely on the LHAPDF6 library [53] and in particular on the central PDF set from NNPDF30 [54] at NNLO accuracy with $\alpha_s(M_Z) = 0.118$. We also use the APFEL library [55] to calculate the \mathcal{X} function. The result is in agreement with applying the finite differences method to the NNPDF30 grid. In Fig. 2, we plot \mathcal{X} as a function of x for an up quark (left) and a gluon (right), at different scales $\mu = 1, 5, 10, 100$ GeV, respectively. Apart from the gluon case at $\mu \lesssim 1$ GeV, the function \mathcal{X} is positive for $x \lesssim 0.1$ and negative for $x \gtrsim 0.1$. Thus its effect is to reduce the value of the saddle point b_T^{sp} with respect to the solution $b_T^{sp(0)}$ for $x \lesssim 0.1$ and to increase it for $x \gtrsim 0.1$. Because of this, for the same Q value but smaller x region, the perturbative contribution (from small- b_T region) plays a more important role for the TMD PDF. This means that in general, away from the limiting cases, the TMD PDF is more perturbatively dominated at large Q and small x . On the other hand, the TMD PDF is more dominated by the non-perturbative contribution at small Q and large x . This suggests that even for a moderately large Q , the TMD PDF at large x could become quite sensitive to the non-perturbative contribution, due to the x -dependence of the \mathcal{X} function.

B. Saddle point: detailed analysis

After the above qualitative understanding of the kinematic dependence of the saddle point, we now turn to a detailed numerical analysis and concentrate on the x and Q dependence. We first choose representative values of x , and study the Q -dependence of the saddle point b_T^{sp} . For the small x region, we choose $x = 10^{-3}$ which could be relevant to the LHC and the EIC kinematics. While for large x region, we choose $x = 0.3$ for our illustration below.

Let us first plot the behavior of the x -independent solution $b_T^{sp(0)}$ and the x -dependent one, b_T^{sp} , both at LL accuracy as given in Eqs. (42) and (43). In Fig. 3 the orange curves represent $b_T^{sp(0)}$, whereas the purple curves refer to b_T^{sp} as a function of the hard scale Q : (a) up quark at small $x = 10^{-3}$, (b) up quark at large $x = 0.3$, (c) gluon at small $x = 10^{-3}$, and (d) gluon at large $x = 0.3$. Note that when $b_T^{sp(0)} > c = 2e^{-\gamma_E}$, the first iteration in the solution of Eq. (43) is evaluated at the scale $\mu_b^*(b_T^{sp(0)}) < 1$ GeV. Thus, the collinear PDF $f_a(x, \mu)$ is evaluated, by extrapolation, at a scale below 1 GeV, where the used phenomenological parametrization is not to be trusted. The same applies to any other iteration to calculate b_T^{sp} . For this reason, the orange and purple curves are displayed only when $b_T^{sp(0)} < 2e^{-\gamma_E}$.

Several comments are in order. First of all, both orange and purple curves are decreasing as Q increases, as expected. Just as we have emphasized in the previous section, as Q increases, the saddle point, both for $b_T^{sp(0)}$ and b_T^{sp} , becomes smaller indicating that the perturbative contribution becomes more important. Second of all, one can see clearly for the small- x region that the purple curves are below the orange curves, i.e., $b_T^{sp} < b_T^{sp(0)}$. This is driven by the contribution of a positive \mathcal{X} as discussed in the previous section. Similarly, for the large- x region, the purple curves are above the orange curves, i.e., $b_T^{sp} > b_T^{sp(0)}$, again consistent with our analysis above.

The parameter $b_{\max} = 0.5$ GeV $^{-1}$ in principle identifies the perturbative region $b_T < b_{\max}$, but, considering that this is an arbitrary choice, we can allow for some degree of tolerance and identify the “extended” perturbative region as $b_T < 1$ GeV $^{-1}$. In terms of detailed numerical values, we find from Fig. 3 that for the small- x region, the purple curve for up quark is below 1 GeV $^{-1}$, i.e. $b_T^{sp} < 1$ GeV $^{-1}$ when $Q \gtrsim 60$ GeV, indicating that the perturbative or small- b_T contribution plays a more important role for the up quark TMD PDF in the small- x region. On the other hand, for the large- x region, even when $Q \gtrsim 120$ GeV, the saddle point is still larger than 1 GeV $^{-1}$, suggesting that the non-perturbative or large- b_T contribution would still play a significant role for the up quark TMD PDF in the large- x region, even though the Q value is already very large. Similar observations apply to the gluon TMD PDF, in an even better way. Due to the larger color factor (C_A vs C_F) in Γ_{cusp} , the Sudakov factor makes the gluon TMD PDF more narrowly concentrate in the small- b_T region. For example, for a gluon TMD PDF in both the small and large- x regions, the saddle point b_T^{sp} would become smaller than 1 GeV $^{-1}$ for moderate $Q \gtrsim 20$ GeV already, suggesting that the non-perturbative contribution plays a less important role in determining the gluon TMD PDF. We also note that the x -dependent LL solution for the gluon at low x becomes non-smooth in the low Q region (see Fig. 3 (c) and Fig. 4 (c)): this is essentially due to the non-smooth behavior of the \mathcal{X} function.

Let us analyze the saddle point by including the extrapolation term $R_a^{\text{NP}}(x, b_T, Q; b_{\max})$ in Eqs. (22) and (35). For that, we evaluate the saddle point of the TMD PDF by directly solving numerically Eq. (38) at NNLL and NNLO. In such a setup, we include $\Gamma_{0,1,2}$ and $\gamma_{0,1}$ in the anomalous dimension, and use two-loop results for the coefficient

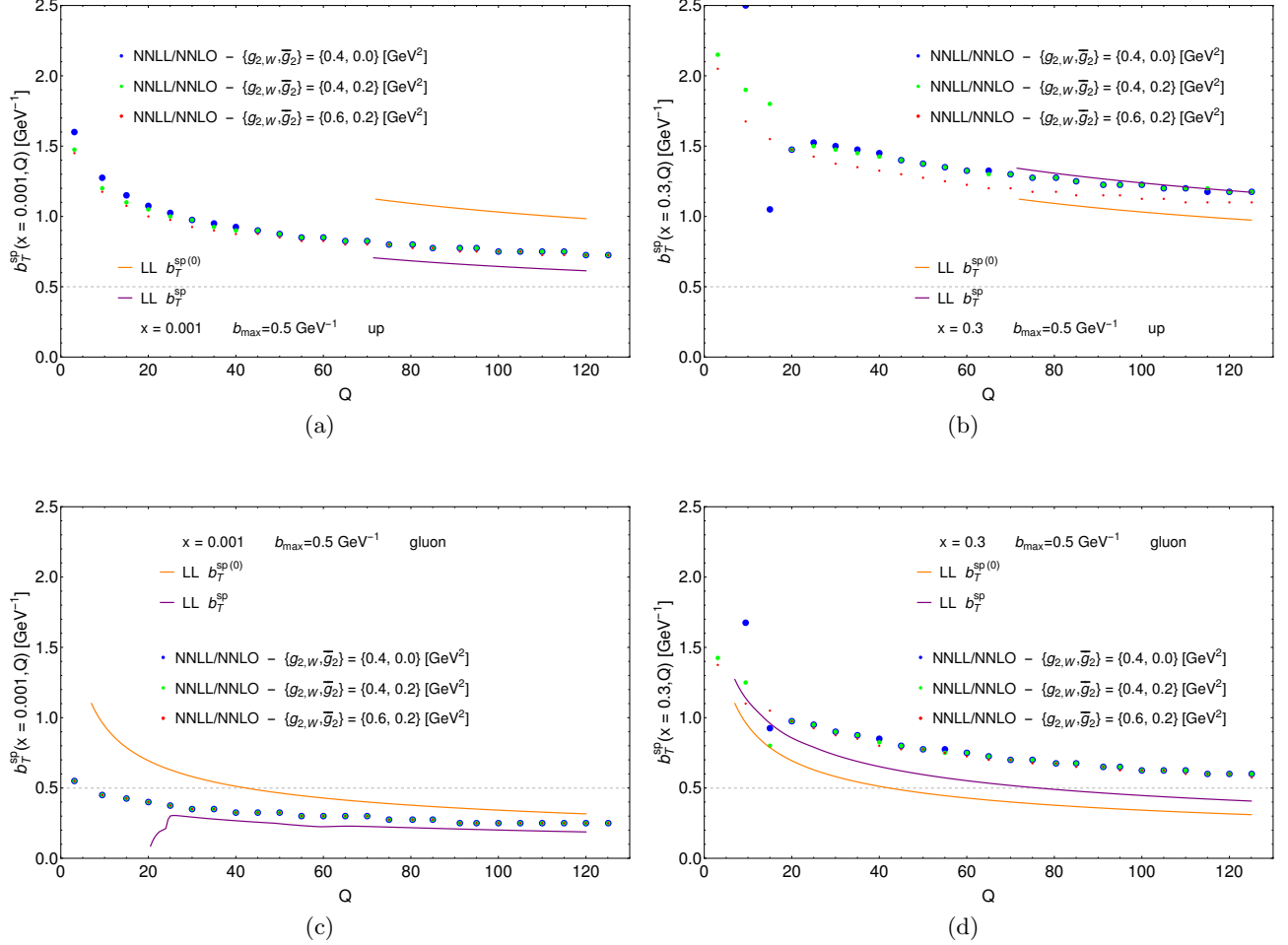


FIG. 3. Position of the saddle point for the TMD PDF as a function of the scale Q for: (a) up quark at $x = 10^{-3}$, (b) up quark at $x = 0.3$, (c) gluon at $x = 10^{-3}$, and (d) gluon at $x = 0.3$. The orange and the purple curves represent the analytic leading log solutions, without and with x -dependence respectively. The dots corresponds to the numerical studies of the saddle point including higher-orders and the large b_T corrections. The behavior of the b_T^{sp} solution for the gluon at low x presents a non-smooth behavior towards the low Q region due to the non-smooth behavior of the corresponding \mathcal{X} function.

functions $C_{a/b}$, as given in Ref. [40]. As previously discussed, there are four parameters in the extrapolation function $R_a^{\text{NP}}(x, b_T, Q; b_{\text{max}})$, namely α , g_1 , g_2 , and \bar{g}_2 . In Ref. [38], the following quantity is defined

$$g'_2(Q) \equiv \bar{g}_2 + g_2 \ln \left(\frac{Q^2}{\mu_{b_{\text{max}}}^2} \right), \quad (44)$$

and its value at the scale of the W boson mass is determined to be $g_{2,W} = 0.4 \text{ GeV}^2$ through a fit to the experimental data [38]. From a given value of $g_{2,W}$ and \bar{g}_2 , the value of g_2 can be determined by inverting the above equation. In the analysis below, we either fix the value of g_2 or $g_{2,W}$, or vary around their value. As we have mentioned before, we require $F_a(x, b_T^2; Q, Q^2)$ to be smooth at $b_T = b_{\text{max}}$ so to determine the other parameters in the extrapolation function R_a^{NP} . Specifically, we require the first and second order derivatives of $F_a(x, b_T^2; Q, Q^2)$ to be continuous at $b_T = b_{\text{max}}$. With two conditions, two of the parameters can be fixed and we choose to be α and g_1 . There is a subtlety here that requires some caution. In the context of this analysis, which is focused on the high energy regime, we determine α and g_1 through the continuity of the first and second derivative only if the first derivative in $b_T = b_{\text{max}}$ is negative ($\partial F_a(x, b_T^2 = b_{\text{max}}^2; Q, Q^2)/\partial b_T < 0$) and thus $F_a(x, b_T^2; Q, Q^2)$ decreases as b_T increases to be consistent with the expected physical behavior. On the contrary, which is usually the case at very large x , when such a first derivative is positive, we set α and g_1 to zero. This is one of the possible methods to avoid an unphysical extrapolation in the large b_T region. Other more flexible strategies that can guarantee non-zero values

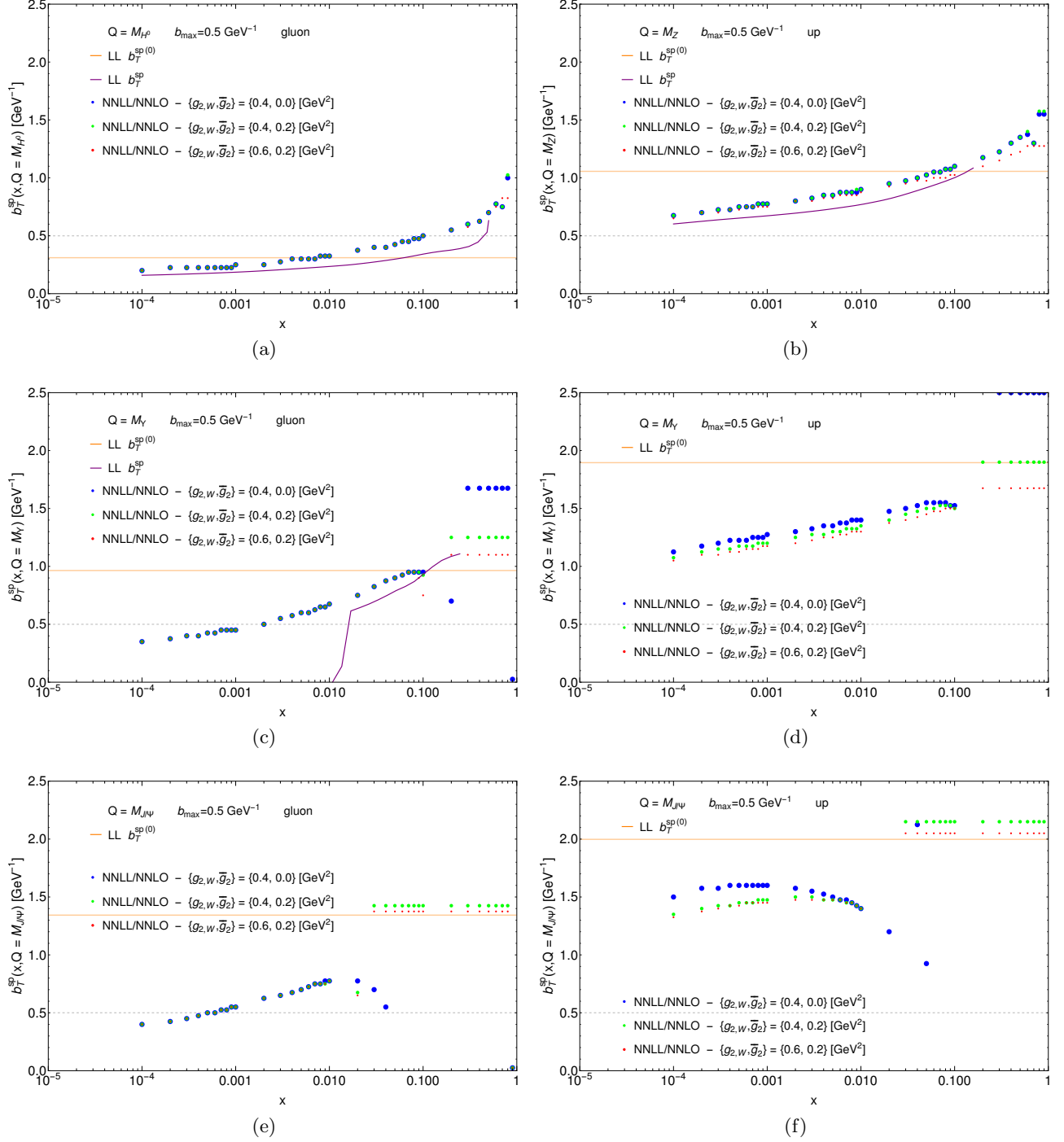


FIG. 4. Position of the saddle point for a TMD PDF as a function of the light cone momentum fraction x for: (a) gluon at $Q = M_{H^0} = 125$ GeV, (b) up quark at $Q = M_Z = 91$ GeV, (c) gluon at $Q = M_{\Upsilon} = 9.46$ GeV, (d) up quark at $Q = M_{\Upsilon}$, (e) gluon at $Q = M_{J/\Psi} = 3.096$ GeV, and (f) up quark at $Q = M_{J/\Psi}$. The behavior of the saddle point from high energies (top) to low energies (bottom) is summarized, for the gluon case (left) and the up quark case (right). The characteristics are discussed in detail in Sec. III. The overall trend is that the saddle point for a gluon lies at lower b_T values with respect to the quark case at equal or comparable energy scales. The x dependence induced by the perturbative structure of the TMD PDF is monotonically increasing, and deviations from this trend are generated by the treatment of the large b_T region.

for α and g_1 can be introduced in order to describe events at low Q , for example in the context of Semi-Inclusive Deep-Inelastic Scattering at fixed-target energies. We leave such a detailed analysis for future studies.

In Fig. 3, we plot the saddle point b_T^{sp} for three different scenarios: (1) $(g_{2,W}, \bar{g}_2) = (0.4, 0.0)$ GeV², denoted as blue dots, (2) $(g_{2,W}, \bar{g}_2) = (0.4, 0.2)$ GeV², denoted as green dots, (3) $(g_{2,W}, \bar{g}_2) = (0.6, 0.2)$ GeV², denoted as red dots. It is evident for the small- x and large- Q region that the numerical values of the saddle points are quite stable for both quarks and gluons, such as at $Q = M_Z = 91.18$ GeV (Z boson) and $Q = M_{H^0} = 125.1$ GeV (Higgs boson). This suggests that the non-perturbative contributions are mild in these cases. On the other hand, for the quark TMD PDF in the large- x region, the red dots can be different from the blue/green dots even for very large- Q values, suggesting that the non-perturbative contribution could be quite significant. On the other hand, the situation is quite improved for the gluon TMD PDF at large- x , thanks to the strong Sudakov resummation effect. A certain degree of model dependence is left for the gluon at large x and small Q , which anyway vanishes for the gluon at small x , where the saddle point is almost exclusively in the strict perturbative region $b_T < b_{\max}$.

In Fig. 4, we plot the position of the saddle point for a TMD PDF as a function of the light cone momentum fraction x for: (a) gluon at $Q = M_{H^0}$, (b) up quark at $Q = M_Z$, (c) gluon at $Q = M_\Upsilon = 9.46$ GeV, (d) up quark at $Q = M_\Upsilon$, (e) gluon at $Q = M_{J/\psi} = 3.096$ GeV, (f) up quark at $Q = M_{J/\psi}$. The behavior of the saddle point from high energies (top) to low energies (bottom) is summarized, for the gluon case (left) and the up quark case (right). At this point it is important to remark that the x -dependence of the numerical solutions (the dots) for b_T^{sp} in Fig. 4 is driven both by the x -dependence of the perturbative part and of the non-perturbative part (R_a^{NP}) of the TMD PDF via g_1 and α . Indeed, when $b_T > b_{\max}$, if one sets manually g_1 and α to zero, the x dependence is lost. As previously discussed, this is also what happens at (very) large x in all cases apart for the gluon at $Q = M_{H^0}$, when the first derivative of the TMD PDF at $b_T = b_{\max}$ becomes positive. The x dependence generated by the perturbative contribution is generally monotonically increasing. A confirmation of this trend can be found in the shape of the \mathcal{X} function. Thus, the changes in concavity in the large x regions are essentially induced by the treatment of the large b_T region and thus model dependent.

The overall trend that we can infer from Fig. 4 is that the saddle point for a gluon lies at lower b_T values with respect to the quark case at equal or comparable energy scales, again due to the different color factor in the cusp anomalous dimension. It is instructive to point out that, for physical observables which depend on the convolution in momentum space of two TMD PDFs, such as the transverse momentum differential cross section of W/Z and H^0 boson production, the integrand in the b_T -space is more peaked in the low b_T region than for the single TMD PDF. Thus at large Q and small x region, the predictive power is then guaranteed (see Fig. 8 in Sec. V and Refs. [17, 29, 38, 39]).

In practice, the plots in Fig. 4 suggest that the transverse momentum distribution of H^0 and Z bosons at small- x (or large center-of-mass energy \sqrt{s}) would be very well controlled by the perturbative contribution. If we are in the small- x region while at the moderate scale of Υ mass, M_Υ , the non-perturbative contribution to the gluon TMD PDF could be mild. This suggests that the transverse momentum distribution of the Υ particle could be very well described by the perturbative physics at the collider energy such as the LHC [17, 56], where the gluon-gluon fusion channel dominates the production cross section, but not at lower energies. Finally, for the J/ψ production, which is at a very low mass scale $M_{J/\psi}$ GeV, the non-perturbative contribution would be more important and could be even entangled with the formation of the quarkonium [57, 58]. For the quark case, the predictive power is well under control at $Q = M_Z$, as we shall see in Sec. V, whereas the physical observables receive significant non-perturbative corrections for $Q \lesssim 10$ GeV.

Overall we can conclude that the kinematic domain in which the predictive power is strongest is the large- Q and small- x region, where the saddle point b_T^{sp} for the transverse momentum distribution is comparable to or smaller than 0.5 GeV⁻¹. We emphasize again that in addition to the value of the hard scale Q , this analysis shows that also the value of the light-cone fraction x contributes to determining how relevant the non-perturbative part of the TMD PDF is. This is essential also to understand which experiments and kinematic configurations can be more useful to investigate the properties of the non-perturbative structure of hadrons and which other experimental configurations are more suited for testing the predictive power of the theory. It is certainly important to keep in mind that the predictive power of any theory always depends also on the precision of the specific observable studied in order to test and falsify the theory itself (see Sec. V A).

IV. RELEVANCE OF NON-PERTURBATIVE CORRECTIONS

Apart from the saddle point of the TMD PDF, it is also useful to directly look at the integrand in b_T -space of the TMD PDF at $k_T = 0$, which is simply

$$b_T F_a(x, b_T^2; Q, Q^2)/2\pi. \quad (45)$$

The shape of this function is also useful to quantify the relevance of the large- b_T part of the TMD PDF. In this section, we will assess the relevance of non-perturbative contributions more quantitatively.

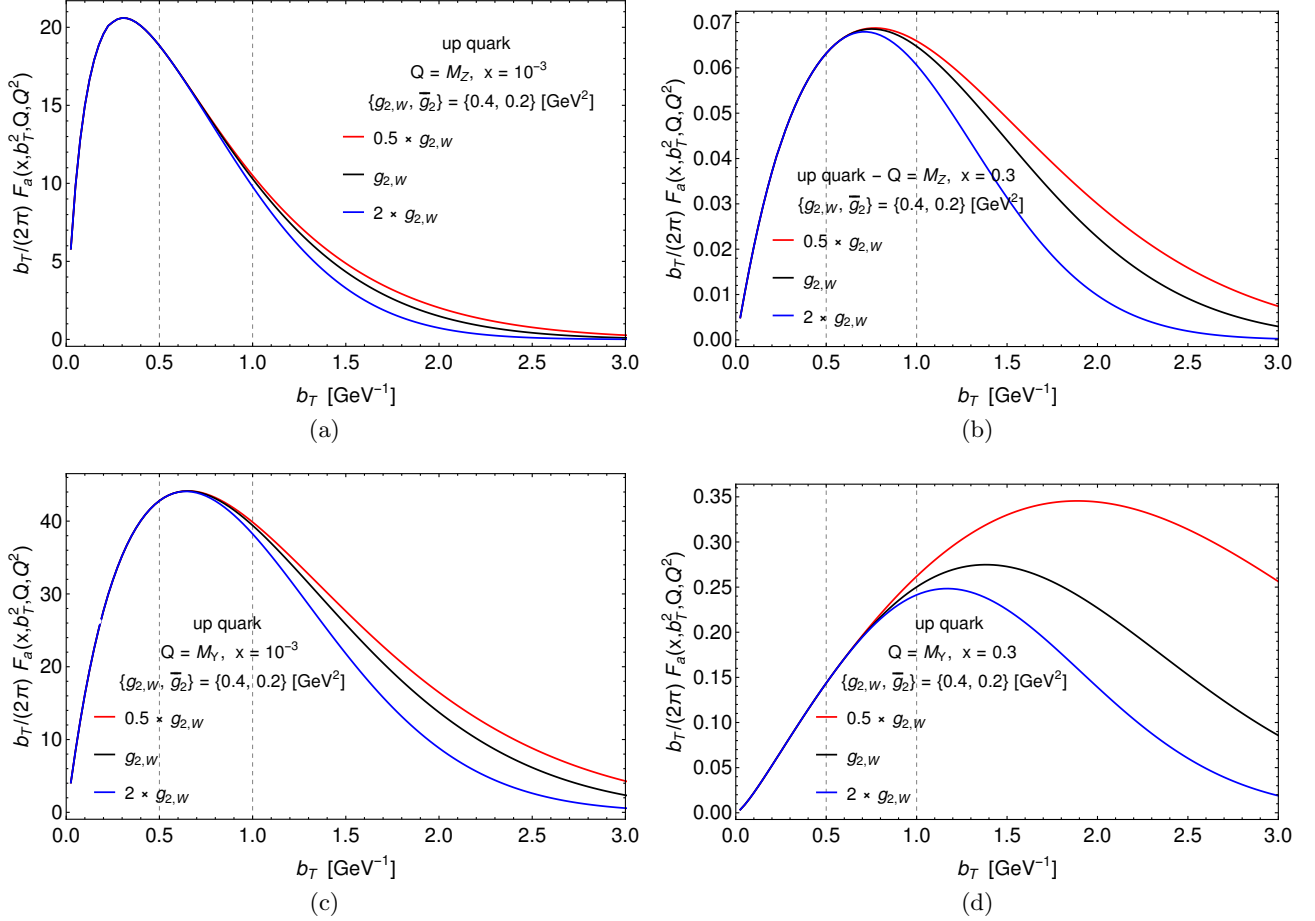


FIG. 5. The integrand $b_T F_a(x, b_T^2; Q, Q^2)/2\pi$ at NNLL/NNLO for an up quark at (a) $Q = M_Z$ and $x = 10^{-3}$, (b) $Q = M_Z$ and $x = 0.3$, (c) $Q = M_\Upsilon$ and $x = 10^{-3}$, and (d) $Q = M_\Upsilon$ and $x = 0.3$. The non-perturbative corrections (specified by the values of the parameters $g_{2,W}$ and \bar{g}_2) have a larger impact on the normalization of the TMD PDF at lower Q and larger x .

In Fig. 5 the behavior of the b_T -space integrand is displayed for an up quark at $Q = \{M_Z, M_\Upsilon\}$ and $x = \{10^{-3}, 0.3\}$. On the other hand, in Fig. 6 the same quantity is presented for a gluon at $Q = \{M_{H^0}, M_\Upsilon\}$ and $x = \{10^{-3}, 0.3\}$. In these figures, it is possible to identify three distinct regions: (I) $b_T \lesssim b_{\max} = 0.5 \text{ GeV}^{-1}$, (II) $b_{\max} \lesssim b_T \lesssim 1 \text{ GeV}^{-1}$, and (III) $b_T \gtrsim 1 \text{ GeV}^{-1}$. In region I, the integrands are completely determined by the perturbative calculation, see also Eq. (22). Note that by construction this region is not affected at all by the details of the model at large b_T . The value of $b_{\max} = 0.5 \text{ GeV}^{-1}$ is marked with a vertical dashed line in Figs. 5 and 6. Region II is a transition region from the perturbative to non-perturbative region. Since we require the TMD PDF to be smooth at $b_T = b_{\max}$, the parameters (α, g_1) in the extrapolation function R_a^{NP} shape the integrand in this region. Finally region III is dominated by the physics beyond the leading power/twist QCD perturbative calculations and non-perturbative, and the values of the parameters (g_2, \bar{g}_2) which quantify the strength of the power corrections would mainly determine the behavior of the integrand. Naturally, if the area under region III is very small, the TMD PDF $F_a(x, k_T^2; Q, Q^2)$ in the momentum space will be dominated by the perturbative contribution, up to the

knowledge of 1D PDFs as indicated in Eq. (18). On the contrary, if such an area is very large, the TMD PDF in the momentum space will be very sensitive to the non-perturbative contributions.

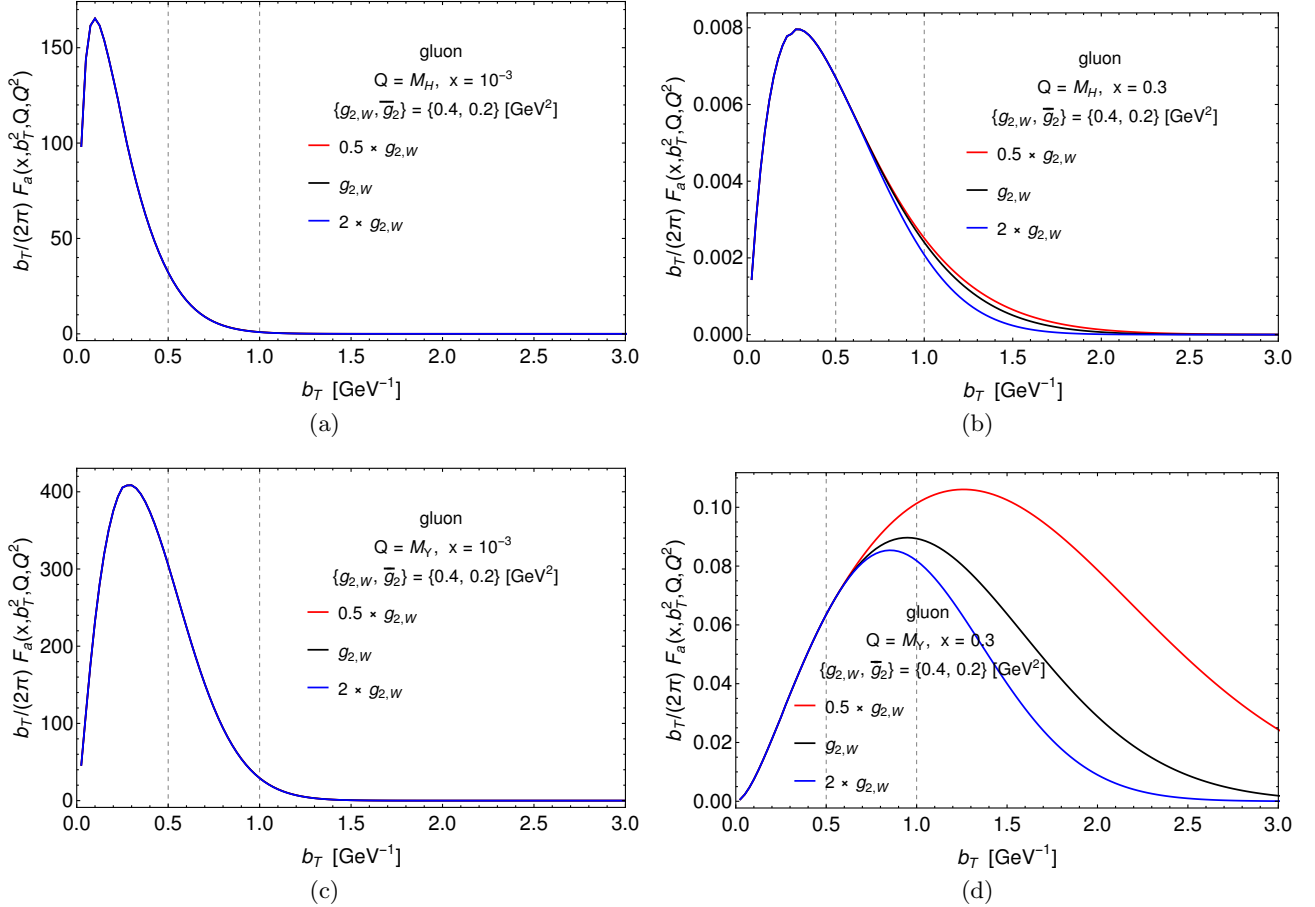


FIG. 6. The integrand $b_T F_a(x, b_T^2; Q, Q^2)/2\pi$ at NNLL/NNLO for a gluon at (a) $Q = M_{H^0}$ and $x = 10^{-3}$, (b) $Q = M_{H^0}$ and $x = 0.3$, (c) $Q = M_{\Upsilon}$ and $x = 10^{-3}$, and (d) $Q = M_{\Upsilon}$ and $x = 0.3$. As for the quark case, the non-perturbative corrections have a sizable impact on the normalization of the TMD PDF at lower Q and larger x , even if the impact is less significant with respect to the quark case presented in Fig. 5.

In Fig. 5 and 6, we fix $\bar{g}_2 = 0.2 \text{ GeV}^2$, and vary $g_{2,W}$ by a factor of 2 up and down from its best fit value 0.4 GeV^2 . As one can see clearly from Fig. 5, for the small- x and large- Q region ($x = 10^{-3}$ and $Q = M_Z$), the non-perturbative contribution from the large b_T region $b_T \gtrsim 1 \text{ GeV}^{-1}$ is moderate. But, at the same time, we find that in this region changing $g_{2,W}$ by a factor of 2 leads to minor changes in the integrand, as can be seen from the difference in red and blue curves. This suggests that our derived extrapolation function R_a^{NP} is mainly determined by g_1 and α and thus be very good in characterizing the non-perturbative contributions in the large- b_T region.

For the case of gluons (Fig. 6), the regions I and II dominantly determine the large- b_T behavior of the integrand at small $x = 10^{-3}$, for both values of $Q = \{M_{H^0}, M_{\Upsilon}\}$, while the non-perturbative contribution from the large $b_T \gtrsim 1 \text{ GeV}^{-1}$ to the integrand becomes very small. At large $x = 0.3$, instead, the power corrections have a mild impact at the H^0 mass scale and a large impact at the Υ mass scale. Once again, this shows that the value of both the hard scale Q and of the collinear momentum fraction x play an important role in determining the relevance of the large- b_T input in a TMD PDF.

A. Impact of power corrections

Let us now study the impact of the power corrections: the dynamical power correction as controlled by g_2 and the intrinsic power correction described by \bar{g}_2 , combined in the parameter $g'_2(Q)$ (see Eq. (44)). To quantify the

impact of these power corrections on the normalization of $F_a(x, k_T = 0; Q, Q^2)$, we study the following ratio:

$$R_{pc}(x, Q; g'_2) = \frac{F_a(x, k_T = 0; Q, Q^2)|_{g'_2(M_W)}}{F_a(x, k_T = 0; Q, Q^2)|_{g_{2,W}}}, \quad (46)$$

where the intrinsic power correction is fixed to $\bar{g}_2 = 0.2 \text{ GeV}^2$, and $g_{2,W} = 0.4 \text{ GeV}^2$. This ratio R_{pc} allows one to focus on the impact of the power corrections only. In Sec. IV B, instead, we will focus on the role of the overall extrapolation term.

We consider $g'_2(M_W) = 2g_{2,W}$, $g'_2(M_W) = g_{2,W}$, and $g'_2(M_W) = g_{2,W}/2$, which correspond, respectively, to the blue, the black, and the red curves in Figs. 5 and 6. In Tab. I and Tab. II we present the values of the R_{pc} ratio for $x = 10^{-3}$ and $x = 0.3$, respectively, choosing three different values of Q . Fixing x , the impact of the power corrections is generally larger at lower Q , which means that the TMD PDF is increasingly affected by the non-perturbative corrections at low energies. Viceversa, at fixed Q the impact of the power corrections is more relevant at larger x , which means that in the large- x region TMD distributions are affected by potentially large non-perturbative effects. At small x (Tab. I), by changing Q from M_Z to M_Υ , the impact of the power corrections on the quark TMD PDF increases by 4 – 5%, whereas at large x (Tab. II) the increase in the quark case ranges from 12% to 65% for the same change in Q . Keeping the value of x and Q fixed, the power corrections are less relevant for the gluon, since its TMD PDF is peaked at a lower value of b_T with respect to the quark case (e.g. compare the $Q = M_\Upsilon$ cases in Fig. 5 and Fig. 6), due to the Casimir rescaling in the evolution kernel. At small x (Tab. I), the impact of power corrections on the gluon TMD PDF is very low and is not affected at all by changing Q from M_{H^0} to M_Υ , whereas at large x (Tab. II) the impact is comparable to the quark case. Overall, this is a complementary way to prove that TMDs at large Q and small x regions are perturbatively dominated. The choice

	$x = 0.001$		
$R_{pc}(x, Q; g'_2)$	$Q = M_{H^0}$	$Q = M_Z$	$Q = M_\Upsilon$
up quark		{+4.4%, -6.4%}	{+8.4%, -11.8%}
gluon	{+0.02%, -0.01%}		{+0.02%, -0.01%}

TABLE I. Variations of $F_a(x, k_T = 0; Q, Q^2)$ as a function of the strength of the power corrections at $x = 0.001$ for different Q values. The reference value (the black curve in Figs. 5 and 6) corresponds to $g_{2,W} = 0.4 \text{ GeV}^2$ and $\bar{g}_2 = 0.2 \text{ GeV}^2$ (see Eq. (44)). The blue numbers correspond to $g'_2(M_W) = 2g_{2,W}$ (the blue curves in Figs. 5 and 6) and the red numbers correspond to $g'_2(M_W) = g_{2,W}/2$ (the red curves in Figs. 5 and 6).

	$x = 0.3$		
$R_{pc}(x, Q; g'_2)$	$Q = M_{H^0}$	$Q = M_Z$	$Q = M_\Upsilon$
up quark		{+13.1%, -18.6%}	{+78.0%, -30.1%}
gluon	{+2.69%, -5.13%}		{+68.4%, -23.4%}

TABLE II. Variations of $F_a(x, k_T = 0; Q, Q^2)$ as a function of the strength of the power corrections at $x = 0.3$ for different Q values. The reference value (the black curve in Figs. 5 and 6) corresponds to $g_{2,W} = 0.4 \text{ GeV}^2$ and $\bar{g}_2 = 0.2 \text{ GeV}^2$ (see Eq. (44)). The blue numbers correspond to $g'_2(M_W) = 2g_{2,W}$ (the blue curves in Figs. 5 and 6) and the red numbers correspond to $g'_2(M_W) = g_{2,W}/2$ (the red curves in Figs. 5 and 6).

$k_T = 0$ is the simplest case since it implies $J_0(0) = 1$ in Eq. (3). This eliminates any oscillation from the Bessel function, and allows a better insight into the physics of the small- b_T and large- b_T regions. When $k_T > 0$, the Bessel function $J_0(k_T b_T)$ further suppresses the large- b_T region of the b_T integration.

B. Impact of the complete extrapolation term

Let's introduce a cutoff b_c for the upper bound of the b_T -space integration in Eq. (3):

$$\omega(b_c, k_T) = \frac{1}{2\pi} \int_0^{b_c} db_T b_T J_0(k_T b_T) F_a(x, b_T^2; Q, Q^2), \quad (47)$$

where $F_a(x, b_T^2; Q, Q^2)$ is defined in Eq. (22). To test the influence of the large b_T -region on the entire TMD PDF, let's introduce the ratio [38]:

$$R(b_c, k_T) \equiv \frac{\omega(b_c, k_T)}{\omega(b_c \rightarrow +\infty, k_T)}. \quad (48)$$

The ratio R_c represents the fraction of the total integral ($b_c \rightarrow +\infty$) generated by the $0 < b_T < b_c$ region. Fig. 7 shows the $R_c(b_c, k_T = 0)$ ratio for an up quark at $Q = M_Z$ and $Q = M_\Upsilon$, and for a gluon at $Q = M_{H^0}$ and $Q = M_\Upsilon$. In each panel the ratios computed with $x = 10^{-3}$ and $x = 0.3$ are compared.

Let's consider the value \bar{b}_c such that $R_c(\bar{b}_c, k_T = 0) = 0.75$. The latter is highlighted by a horizontal dashed gray line in Fig. 7. For an up quark at $Q = M_Z$, $\bar{b}_c \sim 1 \text{ GeV}^{-1}$ at low x , whereas at high x one has $\bar{b}_c \sim 1.5 \text{ GeV}^{-1}$. Namely, in order to reproduce 75% of the normalization, a wider portion of the large b_T region is needed at large x , where it is thus affected by potentially large non-perturbative corrections. The same trend can be observed in the other three cases too. Comparing with Fig. 5 (a), this also confirms that for an up quark at $Q = M_Z$ and $x = 10^{-3}$ the dominant part of the large- b_T correction is the term proportional to g_1 (which is completely determined by imposing the continuity of the first and second derivatives at b_{max}), whereas at $Q = M_Z$ and $x = 0.3$ also the dynamical and the intrinsic power corrections play a significant role.

Comparing the panels (a) vs (b) and (c) vs (d) in Fig. 7 one sees that, in general, the ratio saturates faster for gluons than for quarks. This is because the gluon TMD PDF is peaked at lower b_T values with respect to the quark distributions (see Figs. 5 and 6) due to the stronger suppression in b_T space generated by the Collins-Soper kernel K and by the UV anomalous dimension γ_F [9, 59, 60], as already discussed. Looking at Fig. 7 (a) vs (c) and (b) vs (d) one can see that the effect of lowering the value of the hard scale Q is to increase the sensitivity to the power corrections, both for quarks and gluons and both at low x and large x . Comparing Fig. 7 (b) with Fig. 6 (a) and (b) we can see that for a gluon at $Q = M_{H^0}$ only the term proportional to g_1 is relevant to build the 75% of the total integral. A similar argument holds for Fig. 7 (d), but comparing with Fig. 6 (c) and (d) we can see that lowering Q the distribution becomes increasingly more sensitive also to the power corrections at large x , on top of the g_1 term. In all cases apart from the gluon at $Q = M_{H^0}$ and $x = 10^{-3}$, comparing with Figs. 5 and 6 one can see that both the g_1 term and the power corrections (namely the overall non-perturbative functions that extrapolates the low b_T behavior into the large b_T region) become relevant to determine the 95% of the TMD PDF at $k_T = 0$. Eventually, from Fig. 7 (b) we determine that for a gluon with $Q = M_{H^0}$ and $x = 10^{-3}$ the fully perturbative region determined by $b_T < b_{\text{max}} = 0.5 \text{ GeV}^{-1}$ generates the 90% of the TMD PDF at $k_T = 0$, whereas at $x = 0.3$ it accounts only for 50% of the distribution. This shows that, in principle, the transverse momentum distribution of a Higgs boson produced in gluon-gluon fusion in hadronic collisions can receive non-negligible non-perturbative corrections when one of the two collinear momentum fractions is very large [59], e.g., for the kinematic region far away from the central-rapidity region at the LHC.

V. CROSS SECTIONS

In order to compute the transverse momentum distribution of a Z boson or a Higgs boson produced in hadronic collisions we need to calculate the convolution of two TMD PDFs in momentum space. This corresponds to multiplying the two TMD distribution in the b_T -space.

A. Z -boson

For Z production in pp collisions the cross section differential in the transverse momentum q_T and in the rapidity of the produced Z in the low $q_T \ll M_Z$ region reads [32, 51, 61]:

$$\frac{d\sigma^{Z(\rightarrow\ell\ell^-)}}{dy d^2q_T} = \frac{\mathcal{H}_0^Z}{2\pi} \sum_q (V_q^2 + A_q^2) \int_0^{+\infty} db_T b_T J_0(b_T q_T) F_{q/A}(x_A, b_T^2; M_Z, M_Z^2) F_{\bar{q}/B}(x_B, b_T^2; M_Z, M_Z^2), \quad (49)$$

where we have neglected the large q_T corrections $\mathcal{O}(q_T/M_Z)$ to TMD factorization and the corrections $\mathcal{O}(\Lambda_{\text{QCD}}/M_Z)$ to collinear factorization. The factors V_q and A_q are the vector and axial couplings respectively of the Z boson to the quark. The \mathcal{H}_0^Z function is the hard function for Z -production:

$$\mathcal{H}_0^Z = \sigma_0^{Z(\rightarrow\ell\ell^-)} \mathcal{H}, \quad \sigma_0^{Z(\rightarrow\ell\ell^-)} = \frac{\sqrt{2}\pi G_F M_Z^2}{s N_c} B_R(Z \rightarrow \ell^+ \ell^-), \quad (50)$$

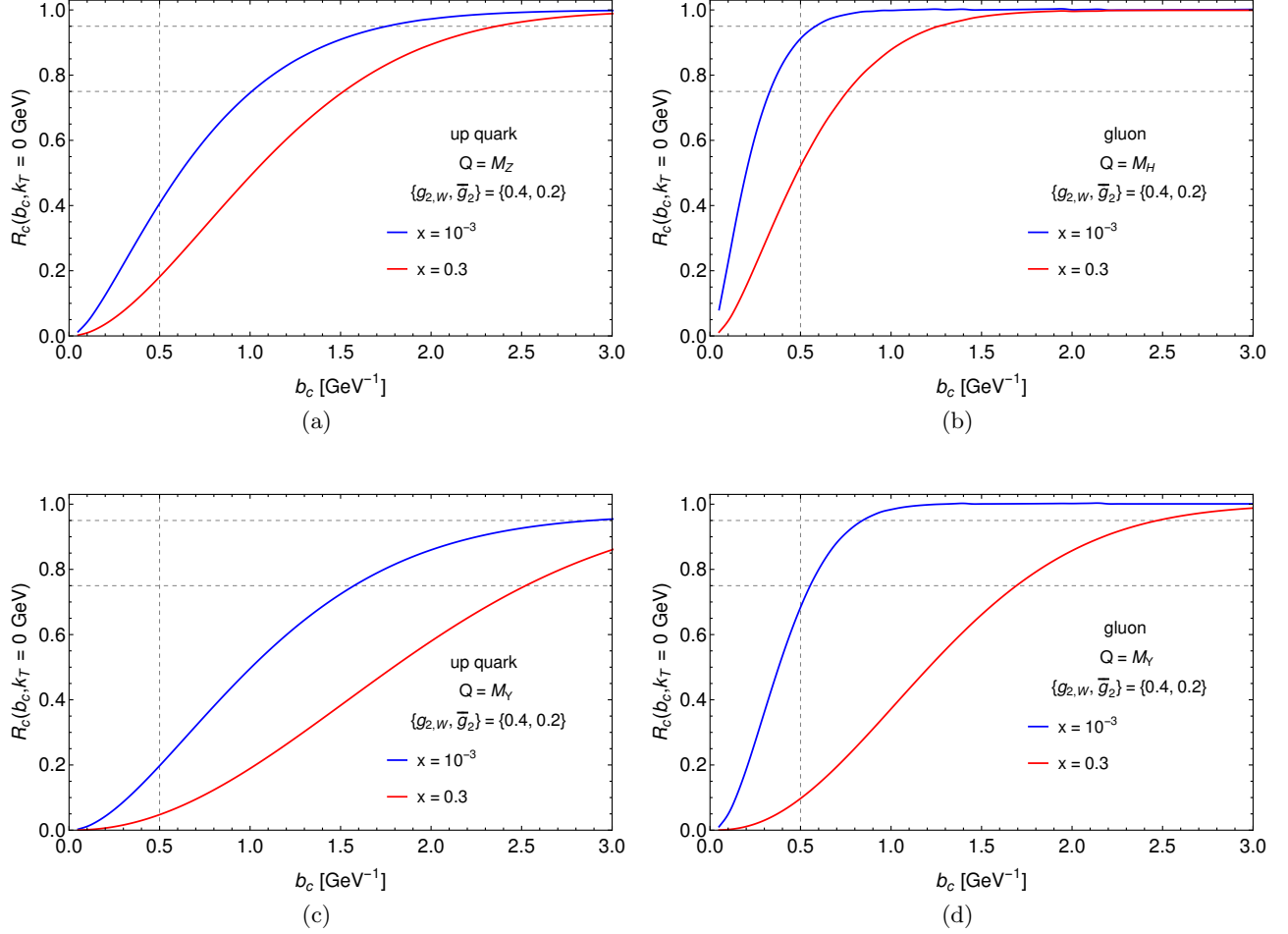


FIG. 7. The ratio $R_c(b_c, k_T = 0)$ defined in Eq. (48) is plotted as a function of b_c for (a) up quark at $Q = M_Z$, (b) gluon at $Q = M_{H^0}$, (c) up quark at $Q = 9$ GeV, and (d) gluon at $Q = 9$ GeV, respectively. The red and blue curves are generated with different choices for the parameters that govern the power corrections (see the legenda).

where σ_0^Z is the leading order term [51] and \mathcal{H} is the hard function for Drell-Yan with the lowest order normalization $\mathcal{H}^{(0)} = 1$, which we consider at NNLO [62]. We also adopted the narrow-width approximation, i.e., we neglect contributions for $Q \neq M_Z$. The value of the branching ratio into leptons is $B_R(Z \rightarrow \ell^+ \ell^-) = 0.033658$ [63].

As already mentioned, the net effect of multiplying two TMD PDFs in b_T space is that the predictive power for the cross section calculation at a specific value of x and Q is increased with respect to the computation of a single TMD distribution, since the product of two TMDs is peaked at a lower b_T with respect to a single TMD PDF.

For example, from Fig. 7 (a) we determined that the term $\propto g_1$ in the extrapolation function R_a^{NP} , as well as the power corrections play a role in determining the value of the quark TMD PDF at $Q = M_Z$, both at low and high x . Instead, in Fig. 8 (a) we show that we can reproduce the data collected by the CMS experiment at the LHC with $\sqrt{s} = 7$ TeV and central rapidity $-2.1 < y < 2.1$ [64] without including any dynamical or intrinsic power correction in the TMD PDF. The g_1 -term in R_a^{NP} is sufficient (and necessary) to capture the behavior of the TMD PDF at large b_T needed to describe the experimental data. No fit to the data has been performed to reproduce the experimental data in Fig. 8 (a). In Fig. 8 (b), instead, the normalized integrand of the differential cross section in b_T space is displayed for $q_T = 0$. For the rapidity values $y = \pm 2.1$ and $y = 0$ the peak of the integrand lies well in the perturbative region. It is also straightforward to check that the peak of $\ln(b_T \times \text{the cross section integrand})$, which corresponds to the analogue of the saddle point for the TMD PDF discussed in Eq. (40), lies at $b_T < 0.5$ GeV^{-1} . This result is obtained implementing the OPE on the collinear PDFs at small b_T at $\mathcal{O}(\alpha_s^2)$ and working at NNLL accuracy with the Collins-Soper kernel K and the UV-anomalous dimension γ_F .

The x range spanned by the data in Fig. 8 is $\sim [10^{-3}, 10^{-1}]$ (calculated as $(Q/\sqrt{s}) e^{\pm y}$). We checked that for the data collected at more forward rapidity, where one of the momentum fraction x lies in a large x region (e.g. the one

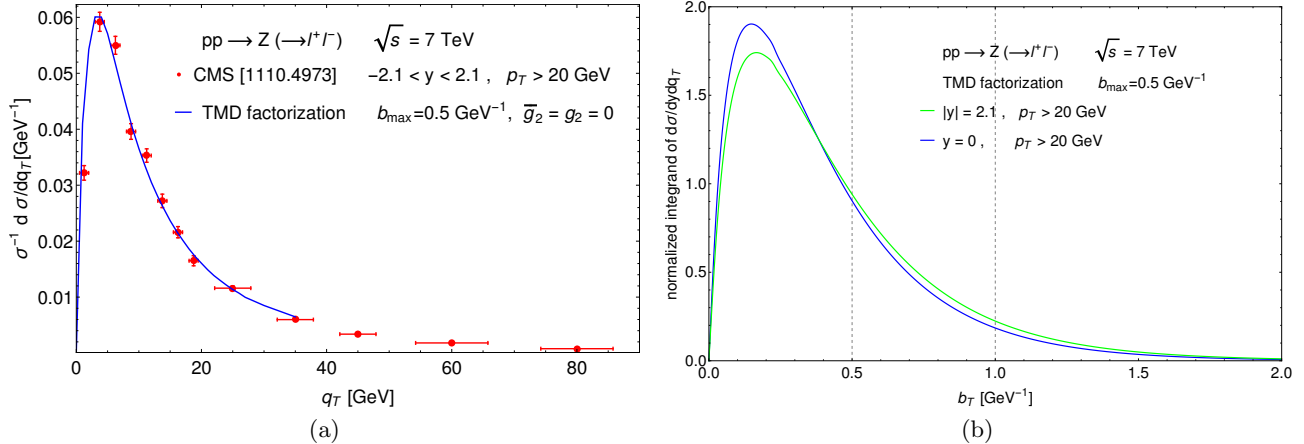


FIG. 8. (a) Normalized differential cross section for Z boson production at CMS [64] as a function of transverse momentum q_T and (b) its normalized integrand in b_T space at $q_T = 0$. Both for $y = 0$ and $|y| = 2.1$ the peak of the integrand and the saddle point of the cross section lie well in the perturbative region ($b_T < 0.5 \text{ GeV}^{-1}$). Thus the formalism is predictive and we can describe the data at low q_T just with the perturbative contributions plus the g_1 -term in the extrapolation function, but without intrinsic or dynamical power corrections. We stress that the theory-data comparison in (a) is not the result of a fit. We evaluated numerically the inclusive cross section σ and we find $\sigma = 12.46 \text{ nb}$.

by the LHCb experiment [65–67]), the perturbative contribution plus the g_1 -term alone is not sufficient to correctly describe the data, given also their very high precision. This is consistent with our expectation as the relevance of the non-perturbative contribution increases as x gets larger. Indeed it has been recently shown that the large b_T part of the TMD PDF is relevant if one wants to describe the very precise LHC data at forward rapidity, and it is also important to take into consideration its kinematic dependence [33–35].

Along these lines, we remind that the predictive power is not an absolute concept, but is always related to the precision of the observable under consideration. For example, there might be extremely precise observables for which the perturbative contributions plus the g_1 -term alone are not sufficient to capture the correct behavior at relatively large b_T needed to give an accurate description of the quantity considered, even at large Q and small x . This is the case, for example, of the W boson mass, whose determination is sensitive also to the intrinsic transverse momentum dependence and its flavor decomposition [30, 31].

Another interesting information available from Fig. 8 is that the TMD cross section given in Eq. (49), valid in principle at $q_T \ll M_Z$, can accurately describe the data in a range of transverse momenta up to $\sim M_Z/3$, which is comparable to the values quoted in, e.g., Refs. [35, 36]. The determination of the range of applicability of the TMD formalism depends both on the perturbative accuracy of the calculation and also on the separation of the b_T regions and on the parametrization of the large b_T behavior. The determination of the q_T range in which the TMD factorization/approximation describes well the data should be, in principle, combined with the error associated to the TMD factorization [20] and can be a useful piece of information in the context of the matching studies [19, 20].

B. Higgs boson

In this section we present the calculation for the transverse momentum differential cross section for Higgs boson production from gluon-gluon fusion in pp collisions at $\sqrt{s} = 13 \text{ TeV}$ based on the discussed structure for the TMD PDFs. We calculate the cross section in TMD factorization as [60]:

$$\frac{d\sigma^{H^0}}{dy d^2q_T} = \frac{\sigma_0}{2\pi} C_t^2 \bar{\mathcal{H}} \int_0^{+\infty} db_T b_T J_0(b_T q_T) F_{g/A}(x_A, b_T^2; M_{H^0}, M_{H^0}^2) F_{g/B}(x_B, b_T^2; M_{H^0}, M_{H^0}^2), \quad (51)$$

where we have convoluted two gluon TMD PDFs in momentum space. The coefficient σ_0 is the Born-level cross section, C_t is the coefficient that integrates out the top quark [60], and $\bar{\mathcal{H}}$ is the hard function for Higgs boson production, with the normalization $\bar{\mathcal{H}}^{(0)} = 1$ in the lowest order. For the analytic expression of these coefficients

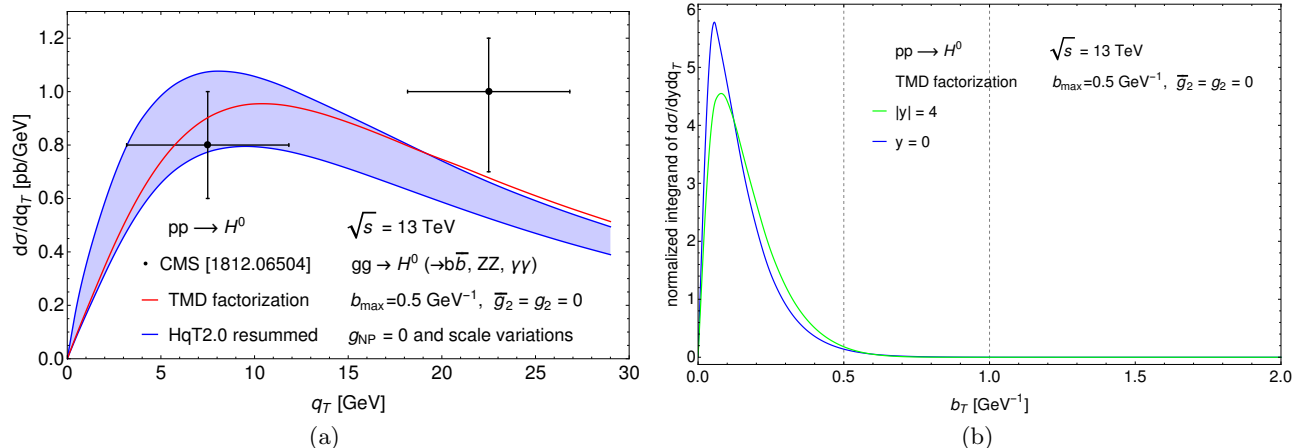


FIG. 9. (a) Cross section for Higgs boson production differential with respect to the transverse momentum q_T of the Higgs boson and (b) normalized integrand in b_T space of Eq. (51) at $q_T = 0$. The data in (a) are from the CMS collaboration [78]. The blue band in (a) is built using HqT2.0 and by varying the perturbative scales around the central value M_{H^0} by a factor of 2. The red curve represents the calculation in TMD factorization with Eq. (35) assuming an extrapolation to the large b_T region without power corrections ($g_2 = \bar{g}_2 = 0$). The predictions with $g_{2,W} = 0.4, 0.6$ and $\bar{g}_2 = 0.2$ are identical to the red curve. This is because the support of the integrand in (b) is almost entirely in the perturbative region ($b_T < 0.5 \text{ GeV}^{-1}$).

we refer to Ref. [60]. The resummation of large logarithms in the cross section is done by evaluating each perturbative coefficient at its natural scale, and evolving them up to a common scale by using the respective anomalous dimensions [60].

The experimental data available so far to study the Higgs q_T spectrum in the TMD region are affected by very large uncertainties and bin size (see Fig. 9 (a)). For this reason, in addition to comparing with the CMS data, we also compare our formalism to another evaluation of the same observable performed in the framework of collinear factorization with transverse momentum resummation. Specifically, we compare to the resummed result available from the public code⁴ HqT [44, 68].

Since in this paper we focus only on the unpolarized TMD PDF, we have decided to omit the contribution of the linearly polarized gluons [69] from Eq. (51). Their role in Higgs boson production has been addressed in Ref. [45, 60, 70–72] and, more recently, in Ref. [73]. Their contribution to the Higgs transverse momentum distribution is known to be of the order of a few percent, depending on the perturbative order and on the implementation of the non-perturbative corrections [45, 60, 70]. At the phenomenological level the role of the linearly polarized gluons in hadronic collisions is more relevant in the semi-inclusive production of lighter states, such as (pseudo)-scalar quarkonium production at low transverse momentum [57, 74–77]. In Fig. 9 (a) we compare Eq. (51) at NNLL and NNLO accuracy in TMD factorization with the calculation from HqT at the same perturbative accuracy. The red curve is the calculation based on the formalism presented in this paper assuming an extrapolation to the large b_T region without power corrections ($g_2 = \bar{g}_2 = 0$). HqT implements the so-called complex- b_T [79] prescription to separate the small and the large b_T regions. A Gaussian smearing factor in b_T space governed by a single parameter g_{NP} is included to account for the potential non-perturbative effects at large b_T . The blue band in Fig. 9 (a) has been obtained by setting $g_{NP} = 0 \text{ GeV}^2$ and varying the resummation, factorization scales by a factor of 2 around the central value M_{H^0} [44, 68]. Changing the parameters controlling the non-perturbative corrections in both approaches has a small impact. In particular, the predictions obtained within our formalism using $g_{2,W} = 0.4, 0.6$ and $\bar{g}_2 = 0.2$ are identical to the red curve in Fig. 9 (a). This is because the support of the b_T -space integrand in Fig. 9 (b) is almost entirely in the perturbative region ($b_T < 0.5 \text{ GeV}^{-1}$). The two calculations are in good agreement and compatible within the uncertainty band, and the differences (especially for $q_T \gtrsim 20 \text{ GeV}$) could be due to the different methods employed to separate the small and the large b_T regions.

⁴ The code is available at <http://theory.fi.infn.it/grazzini/codes.html>.

VI. SUMMARY AND OUTLOOK

In this paper we have discussed the predictive power of unpolarized transverse momentum dependent parton distribution functions (TMD PDFs, or simply, TMDs), as a function of the light-cone momentum fraction x and of the energy scale Q . Such TMD PDFs are essential ingredients in the modern TMD factorization formalism, which generally describes the observables with more than one momentum transfer, such as hadron production in semi-inclusive deep inelastic scattering (SIDIS), and the transverse momentum distribution of vector boson W/Z and H^0 production in hadronic collisions. We have determined that the predictive power is maximal in the large Q and small x kinematic region, for example for vector boson production at hadron colliders with \sqrt{s} of the order of the TeV and at central rapidity. In other words, the transverse momentum dependence of the TMDs, probed in this region, is dominated by the leading power and perturbatively calculable contributions from the parton shower in the hard collision, and, therefore, the TMDs in this kinematic region, so as the transverse momentum distributions of the bosons, are well predicted by the TMD factorization formalism. Outside of this region, the non-perturbative contributions (as represented by the dynamical and intrinsic power corrections in our study) become increasingly relevant, according to the kinematics explored (non-central rapidity, low Q , large x). Of course this should not be seen as a problem, rather an advantage for probing the nature of hadron structure.

We emphasized that the transverse momentum k_T -dependence of parton (quark or gluon) TMDs probed with two-scale observables, $Q \gg q_T \gtrsim \Lambda_{\text{QCD}}$, in high energy scattering is different from the intrinsic k_T -dependence of quarks or gluons inside a bound hadron. The difference between the measured k_T -dependence of an active parton participating in the hard collision and the parton's intrinsic motion is a result of the QCD evolution of the TMDs. If the evolution is dominated by the perturbatively calculable kernels at small b_T , the observed k_T -dependence is effectively generated perturbatively, as pointed out in this paper in the region where Q is large and x is small. Such measured k_T -dependence of the TMDs is not sensitive to the details of non-perturbative hadron structure other than that included in the 1D PDFs, while its predictiveness is critically important for understanding the production of Higgs particles and other relevant observables. On the other hand, if the measured k_T -dependence and its evolution is dominated by the non-perturbative large b_T region, which corresponds to the large x and/or not too large Q regime as pointed out in this paper, experimental data of such observables could provide the much needed information for extracting the non-perturbative k_T -dependence of the TMDs so long as the TMD factorization formalism is valid. In particular, together with the recent development in extracting the non-perturbative evolution kernels at large- b_T from lattice QCD calculations [80, 81], we could perform QCD global analysis of such experimental data to extract the intrinsic parton transverse momentum distributions inside a fast moving hadron to shed some lights on the confined motion of quarks and gluons, the fundamental property of hadron structure.

Hadron production at low transverse momentum from SIDIS in the fixed-target mode is probably the configuration where the predictive power from the perturbative contribution alone is the least, and the most sensitive one to the non-perturbative effects [32, 49, 50, 82, 83]. It is also the most challenging one from the point of view of factorization theorems [84–87], given the fairly low value of Q being a couple of GeVs. Vector boson production at RHIC probes a very interesting kinematic region, namely large Q , which guarantees that the factorization approximations are well under control, and relatively large $x \sim 0.1$, where the sensitivity to the non-perturbative effects is larger (see Figs. 5 and 7, where we can see a moderate sensitivity to non-perturbative physics for a quark at $Q = M_{W/Z}$ and large x). This could be an optimal kinematic window to study TMD effects, such as the sign change of the Sivers function [25, 88, 89]. This also naturally applies to the Drell-Yan measurements at COMPASS [90]. Another potentially interesting experimental configuration in the same large- Q /large- x kinematic region is a fixed-target configuration at the LHC [91, 92], where several (un)polarized hadron structure measurements could be performed with very high experimental precision, theoretical control on the factorization approximations, and sizable sensitivity to hadron structure effects. Last but not least, also the future US-based Electron-Ion Collider [2] will provide new insights in the quest for hadron structure and hadronization and, in particular, on the TMD PDFs and fragmentation functions [93–98]. According to this analysis, a good configuration to probe the quark structure of hadrons in SIDIS at the future EIC could be $\sqrt{s} \sim 100$ GeV for $Q \sim 10$ GeV at central rapidity. At the same Q and rapidity and at higher energies, instead, we would be increasingly sensitive to the perturbative structure of the transverse momentum distributions.

This investigation can be expanded in several different directions, for example including small- x resummation effects, polarization effects, studying fragmentation functions, and confronting the given parametrization of R_a^{NP} with experimental data from low to high energies. We leave these for future studies.

ACKNOWLEDGMENTS

We thank C. Aidala, L. Gamberg, and E. R. Nocera for stimulating discussions. Z.K. is supported by the National Science Foundation under Grant No. PHY-1720486. J.W.Q. and A.S. acknowledge support from U.S. Department of Energy contract DE-AC05-06OR23177, under which Jefferson Science Associates, LLC, manages and operates Jefferson Lab. A.S. also acknowledges support from the U.S. Department of Energy, Office of Science, Office of Nuclear Physics, contract no. DE-AC02-06CH11357, and by the European Commission through the Marie Skłodowska-Curie Action SQuHadron (grant agreement ID: 795475). This work is also supported within the framework of the TMD Topical Collaboration.

-
- [1] D. Boer et al., *Gluons and the quark sea at high energies: Distributions, polarization, tomography*, **1108.1713**.
 - [2] A. Accardi et al., *Electron Ion Collider: The Next QCD Frontier*, *Eur. Phys. J.* **A52** (2016) 268, [[1212.1701](#)].
 - [3] H.-W. Lin et al., *Parton distributions and lattice QCD calculations: a community white paper*, *Prog. Part. Nucl. Phys.* **100** (2018) 107–160, [[1711.07916](#)].
 - [4] J. C. Collins, D. E. Soper and G. F. Sterman, *Factorization of Hard Processes in QCD*, *Adv. Ser. Direct. High Energy Phys.* **5** (1989) 1–91, [[hep-ph/0409313](#)].
 - [5] J. C. Collins, D. E. Soper and G. F. Sterman, *Transverse Momentum Distribution in Drell-Yan Pair and W and Z Boson Production*, *Nucl. Phys.* **B250** (1985) 199–224.
 - [6] X.-d. Ji, J.-p. Ma and F. Yuan, *QCD factorization for semi-inclusive deep-inelastic scattering at low transverse momentum*, *Phys. Rev.* **D71** (2005) 034005, [[hep-ph/0404183](#)].
 - [7] X.-d. Ji, J.-P. Ma and F. Yuan, *QCD factorization for spin-dependent cross sections in DIS and Drell-Yan processes at low transverse momentum*, *Phys. Lett.* **B597** (2004) 299–308, [[hep-ph/0405085](#)].
 - [8] M. G. Echevarria, A. Idilbi and I. Scimemi, *Factorization Theorem For Drell-Yan At Low q_T And Transverse Momentum Distributions On-The-Light-Cone*, *JHEP* **07** (2012) 002, [[1111.4996](#)].
 - [9] J. Collins, *Foundations of perturbative QCD*. Cambridge University Press, 2013.
 - [10] C. A. Aidala et al., *Probing Nucleons and Nuclei in High Energy Collisions*, 2002.12333.
 - [11] J. C. Collins and D. E. Soper, *Parton Distribution and Decay Functions*, *Nucl. Phys.* **B194** (1982) 445–492.
 - [12] T. C. Rogers, *An overview of transverse-momentum-dependent factorization and evolution*, *Eur. Phys. J.* **A52** (2016) 153, [[1509.04766](#)].
 - [13] R. Angeles-Martinez et al., *Transverse Momentum Dependent (TMD) parton distribution functions: status and prospects*, *Acta Phys. Polon.* **B46** (2015) 2501–2534, [[1507.05267](#)].
 - [14] J. Collins and T. C. Rogers, *Connecting Different TMD Factorization Formalisms in QCD*, *Phys. Rev.* **D96** (2017) 054011, [[1705.07167](#)].
 - [15] P. B. Arnold and R. P. Kauffman, *W and Z production at next-to-leading order: From large $q(t)$ to small*, *Nucl. Phys.* **B349** (1991) 381–413.
 - [16] P. M. Nadolsky, N. Kidonakis, F. I. Olness and C. P. Yuan, *Resummation of transverse momentum and mass logarithms in DIS heavy quark production*, *Phys. Rev.* **D67** (2003) 074015, [[hep-ph/0210082](#)].
 - [17] E. L. Berger, J.-w. Qiu and Y.-l. Wang, *Transverse momentum distribution of v production in hadronic collisions*, *Phys. Rev.* **D71** (2005) 034007, [[hep-ph/0404158](#)].
 - [18] I. W. Stewart, F. J. Tackmann, J. R. Walsh and S. Zuberi, *Jet p_T resummation in Higgs production at NNLL' + NNLO*, *Phys. Rev.* **D89** (2014) 054001, [[1307.1808](#)].
 - [19] J. Collins, L. Gamberg, A. Prokudin, T. C. Rogers, N. Sato and B. Wang, *Relating Transverse Momentum Dependent and Collinear Factorization Theorems in a Generalized Formalism*, *Phys. Rev.* **D94** (2016) 034014, [[1605.00671](#)].
 - [20] M. G. Echevarria, T. Kasemets, J.-P. Lansberg, C. Pisano and A. Signori, *Matching factorization theorems with an inverse-error weighting*, *Phys. Lett.* **B781** (2018) 161–168, [[1801.01480](#)].
 - [21] J. C. Collins, *Leading twist single transverse-spin asymmetries: Drell-Yan and deep inelastic scattering*, *Phys. Lett.* **B536** (2002) 43–48, [[hep-ph/0204004](#)].
 - [22] D. Boer, P. J. Mulders and F. Pijlman, *Universality of T odd effects in single spin and azimuthal asymmetries*, *Nucl. Phys.* **B667** (2003) 201–241, [[hep-ph/0303034](#)].
 - [23] J. C. Collins and A. Metz, *Universality of soft and collinear factors in hard-scattering factorization*, *Phys. Rev. Lett.* **93** (2004) 252001, [[hep-ph/0408249](#)].
 - [24] C. J. Bomhof and P. J. Mulders, *Non-universality of transverse momentum dependent parton distribution functions*, *Nucl. Phys.* **B795** (2008) 409–427, [[0709.1390](#)].
 - [25] Z.-B. Kang and J.-W. Qiu, *Testing the Time-Reversal Modified Universality of the Sivers Function*, *Phys. Rev. Lett.* **103** (2009) 172001, [[0903.3629](#)].
 - [26] L. P. Gamberg, A. Mukherjee and P. J. Mulders, *A model independent analysis of gluonic pole matrix elements and universality of TMD fragmentation functions*, *Phys. Rev.* **D83** (2011) 071503, [[1010.4556](#)].

- [27] D. Boer, Z.-B. Kang, W. Vogelsang and F. Yuan, *Test of the Universality of Naive-time-reversal-odd Fragmentation Functions*, *Phys. Rev. Lett.* **105** (2010) 202001, [1008.3543].
- [28] M. G. A. Buffing, A. Mukherjee and P. J. Mulders, *Generalized Universality of Higher Transverse Moments of Quark TMD Correlators*, *Phys. Rev.* **D86** (2012) 074030, [1207.3221].
- [29] E. L. Berger and J.-w. Qiu, *Differential cross-section for Higgs boson production including all orders soft gluon resummation*, *Phys. Rev.* **D67** (2003) 034026, [hep-ph/0210135].
- [30] A. Bacchetta, G. Bozzi, M. Radici, M. Ritzmann and A. Signori, *Effect of Flavor-Dependent Partonic Transverse Momentum on the Determination of the W Boson Mass in Hadronic Collisions*, *Phys. Lett.* **B788** (2019) 542–545, [1807.02101].
- [31] G. Bozzi and A. Signori, *Nonperturbative Uncertainties on the Transverse Momentum Distribution of Electroweak Bosons and on the Determination of the Boson Mass at the LHC*, *Adv. High Energy Phys.* **2019** (2019) 2526897, [1901.01162].
- [32] A. Bacchetta, F. Delcarro, C. Pisano, M. Radici and A. Signori, *Extraction of partonic transverse momentum distributions from semi-inclusive deep-inelastic scattering, Drell-Yan and Z-boson production*, *JHEP* **06** (2017) 081, [1703.10157].
- [33] I. Scimemi and A. Vladimirov, *Analysis of vector boson production within TMD factorization*, *Eur. Phys. J.* **C78** (2018) 89, [1706.01473].
- [34] V. Bertone, I. Scimemi and A. Vladimirov, *Extraction of unpolarized quark transverse momentum dependent parton distributions from Drell-Yan/Z-boson production*, 1902.08474.
- [35] A. Bacchetta, V. Bertone, C. Bissolotti, G. Bozzi, F. Delcarro, F. Piacenza et al., *Transverse-momentum-dependent parton distributions up to N^3LL from Drell-Yan data*, 1912.07550.
- [36] I. Scimemi and A. Vladimirov, *Non-perturbative structure of semi-inclusive deep-inelastic and Drell-Yan scattering at small transverse momentum*, 1912.06532.
- [37] G. Parisi and R. Petronzio, *Small Transverse Momentum Distributions in Hard Processes*, *Nucl. Phys.* **B154** (1979) 427–440.
- [38] J.-w. Qiu and X.-f. Zhang, *Role of the nonperturbative input in QCD resummed Drell-Yan Q_T distributions*, *Phys. Rev.* **D63** (2001) 114011, [hep-ph/0012348].
- [39] E. L. Berger and J.-w. Qiu, *Differential cross-sections for Higgs boson production at Tevatron collider energies*, *Phys. Rev. Lett.* **91** (2003) 222003, [hep-ph/0304267].
- [40] M. G. Echevarria, I. Scimemi and A. Vladimirov, *Unpolarized Transverse Momentum Dependent Parton Distribution and Fragmentation Functions at next-to-next-to-leading order*, *JHEP* **09** (2016) 004, [1604.07869].
- [41] M.-X. Luo, X. Wang, X. Xu, L. L. Yang, T.-Z. Yang and H. X. Zhu, *Transverse Parton Distribution and Fragmentation Functions at NNLO: the Quark Case*, *JHEP* **10** (2019) 083, [1908.03831].
- [42] M.-X. Luo, T.-Z. Yang, H. X. Zhu and Y. J. Zhu, *Transverse Parton Distribution and Fragmentation Functions at NNLO: the Gluon Case*, 1909.13820.
- [43] M.-x. Luo, T.-Z. Yang, H. X. Zhu and Y. J. Zhu, *Quark Transverse Parton Distribution at the Next-to-Next-to-Next-to-Leading Order*, 1912.05778.
- [44] G. Bozzi, S. Catani, D. de Florian and M. Grazzini, *Transverse-momentum resummation and the spectrum of the Higgs boson at the LHC*, *Nucl. Phys.* **B737** (2006) 73–120, [hep-ph/0508068].
- [45] D. Boer and W. J. den Dunnen, *TMD evolution and the Higgs transverse momentum distribution*, *Nucl. Phys.* **B886** (2014) 421–435, [1404.6753].
- [46] I. Balitsky and A. Tarasov, *Power corrections to TMD factorization for Z-boson production*, *JHEP* **05** (2018) 150, [1712.09389].
- [47] M. Anselmino, M. Boglione, U. D’Alesio, A. Kotzinian, F. Murgia, A. Prokudin et al., *Transversity and Collins functions from SIDIS and $e+e-$ data*, *Phys. Rev.* **D75** (2007) 054032, [hep-ph/0701006].
- [48] M. Anselmino, M. Boglione, U. D’Alesio, A. Kotzinian, S. Melis, F. Murgia et al., *Sivers Effect for Pion and Kaon Production in Semi-Inclusive Deep Inelastic Scattering*, *Eur. Phys. J.* **A39** (2009) 89–100, [0805.2677].
- [49] A. Signori, A. Bacchetta, M. Radici and G. Schnell, *Investigations into the flavor dependence of partonic transverse momentum*, *JHEP* **11** (2013) 194, [1309.3507].
- [50] M. Anselmino, M. Boglione, J. O. Gonzalez Hernandez, S. Melis and A. Prokudin, *Unpolarised Transverse Momentum Dependent Distribution and Fragmentation Functions from SIDIS Multiplicities*, *JHEP* **04** (2014) 005, [1312.6261].
- [51] M. G. Echevarria, A. Idilbi, Z.-B. Kang and I. Vitev, *QCD Evolution of the Sivers Asymmetry*, *Phys. Rev.* **D89** (2014) 074013, [1401.5078].
- [52] PARTICLE DATA GROUP collaboration, C. Patrignani et al., *Review of Particle Physics*, *Chin. Phys.* **C40** (2016) 100001.
- [53] A. Buckley, J. Ferrando, S. Lloyd, K. Nordström, B. Page, M. Rüfenacht et al., *LHAPDF6: parton density access in the LHC precision era*, *Eur. Phys. J.* **C75** (2015) 132, [1412.7420].
- [54] NNPDF collaboration, R. D. Ball et al., *Parton distributions for the LHC Run II*, *JHEP* **04** (2015) 040, [1410.8849].
- [55] V. Bertone, S. Carrazza and J. Rojo, *APFEL: A PDF Evolution Library with QED corrections*, *Comput. Phys. Commun.* **185** (2014) 1647–1668, [1310.1394].
- [56] J.-W. Qiu and K. Watanabe, *Heavy quarkonium production in hadronic collisions in TMD framework*, *PoS QCDEV2017* (2017) 024, [1710.06928].
- [57] M. G. Echevarria, *Proper TMD factorization for quarkonia production: $pp \rightarrow \eta_{c,b}$ as a study case*, *JHEP* **10** (2019)

- 144, [1907.06494].
- [58] S. Fleming, Y. Makris and T. Mehen, *An effective field theory approach to quarkonium at small transverse momentum*, [1910.03586](#).
- [59] M. G. Echevarria, A. Idilbi, A. Schäfer and I. Scimemi, *Model-Independent Evolution of Transverse Momentum Dependent Distribution Functions (TMDs) at NNLL*, *Eur. Phys. J.* **C73** (2013) 2636, [1208.1281].
- [60] M. G. Echevarria, T. Kasemets, P. J. Mulders and C. Pisano, *QCD evolution of (un)polarized gluon TMDPDFs and the Higgs q_T -distribution*, *JHEP* **07** (2015) 158, [1502.05354].
- [61] Z.-B. Kang and J.-W. Qiu, *Nuclear modification of vector boson production in proton-lead collisions at the LHC*, *Phys. Lett.* **B721** (2013) 277–283, [1212.6541].
- [62] T. Becher and M. D. Schwartz, *A precise determination of α_s from LEP thrust data using effective field theory*, *JHEP* **07** (2008) 034, [0803.0342].
- [63] PARTICLE DATA GROUP collaboration, M. Tanabashi et al., *Review of Particle Physics*, *Phys. Rev.* **D98** (2018) 030001.
- [64] CMS collaboration, S. Chatrchyan et al., *Measurement of the Rapidity and Transverse Momentum Distributions of Z Bosons in pp Collisions at $\sqrt{s} = 7$ TeV*, *Phys. Rev.* **D85** (2012) 032002, [1110.4973].
- [65] LHCb collaboration, R. Aaij et al., *Measurement of the forward Z boson production cross-section in pp collisions at $\sqrt{s} = 7$ TeV*, *JHEP* **08** (2015) 039, [1505.07024].
- [66] LHCb collaboration, R. Aaij et al., *Measurement of forward W and Z boson production in pp collisions at $\sqrt{s} = 8$ TeV*, *JHEP* **01** (2016) 155, [1511.08039].
- [67] LHCb collaboration, R. Aaij et al., *Measurement of the forward Z boson production cross-section in pp collisions at $\sqrt{s} = 13$ TeV*, *JHEP* **09** (2016) 136, [1607.06495].
- [68] D. de Florian, G. Ferrera, M. Grazzini and D. Tommasini, *Transverse-momentum resummation: Higgs boson production at the Tevatron and the LHC*, *JHEP* **11** (2011) 064, [1109.2109].
- [69] D. Boer, S. Cotogno, T. van Daal, P. J. Mulders, A. Signori and Y.-J. Zhou, *Gluon and Wilson loop TMDs for hadrons of spin ≤ 1* , *JHEP* **10** (2016) 013, [1607.01654].
- [70] D. Boer, W. J. den Dunnen, C. Pisano, M. Schlegel and W. Vogelsang, *Linearly Polarized Gluons and the Higgs Transverse Momentum Distribution*, *Phys. Rev. Lett.* **108** (2012) 032002, [1109.1444].
- [71] D. Boer, W. J. den Dunnen, C. Pisano and M. Schlegel, *Determining the Higgs spin and parity in the diphoton decay channel*, *Phys. Rev. Lett.* **111** (2013) 032002, [1304.2654].
- [72] X. Chen, T. Gehrmann, E. W. N. Glover, A. Huss, Y. Li, D. Neill et al., *Precise QCD Description of the Higgs Boson Transverse Momentum Spectrum*, *Phys. Lett.* **B788** (2019) 425–430, [1805.00736].
- [73] D. Gutierrez-Reyes, S. Leal-Gomez, I. Scimemi and A. Vladimirov, *Linearly polarized gluons at next-to-next-to leading order and the Higgs transverse momentum distribution*, [1907.03780](#).
- [74] D. Boer and C. Pisano, *Polarized gluon studies with charmonium and bottomonium at LHCb and AFTER*, *Phys. Rev.* **D86** (2012) 094007, [1208.3642].
- [75] A. Signori, *Gluon TMDs in quarkonium production*, *Few Body Syst.* **57** (2016) 651–655, [1602.03405].
- [76] J.-P. Lansberg, C. Pisano, F. Scarpa and M. Schlegel, *Pinning down the linearly-polarised gluons inside unpolarised protons using quarkonium-pair production at the LHC*, *Phys. Lett.* **B784** (2018) 217–222, [1710.01684].
- [77] F. Scarpa, D. Boer, M. G. Echevarria, J.-P. Lansberg, C. Pisano and M. Schlegel, *Studies of gluon TMDs and their evolution using quarkonium-pair production at the LHC*, [1909.05769](#).
- [78] CMS collaboration, A. M. Sirunyan et al., *Measurement and interpretation of differential cross sections for Higgs boson production at $\sqrt{s} = 13$ TeV*, *Phys. Lett. B* **792** (2019) 369–396, [1812.06504].
- [79] A. Kulesza, G. F. Sterman and W. Vogelsang, *Joint resummation in electroweak boson production*, *Phys. Rev.* **D66** (2002) 014011, [hep-ph/0202251].
- [80] M. A. Ebert, I. W. Stewart and Y. Zhao, *Determining the Nonperturbative Collins-Soper Kernel From Lattice QCD*, *Phys. Rev.* **D99** (2019) 034505, [1811.00026].
- [81] M. A. Ebert, I. W. Stewart and Y. Zhao, *Renormalization and Matching for the Collins-Soper Kernel from Lattice QCD*, [1910.08569](#).
- [82] C. A. Aidala, B. Field, L. P. Gamberg and T. C. Rogers, *Limits on transverse momentum dependent evolution from semi-inclusive deep inelastic scattering at moderate Q*, *Phys. Rev.* **D89** (2014) 094002, [1401.2654].
- [83] J. Dudek et al., *Physics Opportunities with the 12 GeV Upgrade at Jefferson Lab*, *Eur. Phys. J.* **A48** (2012) 187, [1208.1244].
- [84] M. Boglione, J. Collins, L. Gamberg, J. O. Gonzalez-Hernandez, T. C. Rogers and N. Sato, *Kinematics of Current Region Fragmentation in Semi-Inclusive Deeply Inelastic Scattering*, *Phys. Lett.* **B766** (2017) 245–253, [1611.10329].
- [85] E. Moffat, W. Melnitchouk, T. C. Rogers and N. Sato, *What are the low-Q and large-x boundaries of collinear QCD factorization theorems?*, *Phys. Rev.* **D95** (2017) 096008, [1702.03955].
- [86] M. Boglione, A. Dotson, L. Gamberg, S. Gordon, J. O. Gonzalez-Hernandez, A. Prokudin et al., *Mapping the Kinematical Regimes of Semi-Inclusive Deep Inelastic Scattering*, *Submitted to: J. High Energy Phys.* (2019) , [1904.12882].
- [87] T. Liu and J.-W. Qiu, *Power corrections in semi-inclusive deep inelastic scatterings at fixed target energies*, *Phys. Rev.* **D101** (2020) 014008, [1907.06136].
- [88] E. C. Aschenauer, U. D’Alesio and F. Murgia, *TMDs and SSAs in hadronic interactions*, *Eur. Phys. J.* **A52** (2016) 156, [1512.05379].

- [89] M. Boglione and A. Prokudin, *Phenomenology of transverse spin: past, present and future*, *Eur. Phys. J.* **A52** (2016) 154, [1511.06924].
- [90] COMPASS collaboration, M. Aghasyan et al., *First measurement of transverse-spin-dependent azimuthal asymmetries in the Drell-Yan process*, *Phys. Rev. Lett.* **119** (2017) 112002, [1704.00488].
- [91] C. Hadjidakis et al., *A Fixed-Target Programme at the LHC: Physics Case and Projected Performances for Heavy-Ion, Hadron, Spin and Astroparticle Studies*, 1807.00603.
- [92] D. Kikola, M. G. Echevarria, C. Hadjidakis, J.-P. Lansberg, C. Lorcé, L. Massacrier et al., *Feasibility Studies for Single Transverse-Spin Asymmetry Measurements at a Fixed-Target Experiment Using the LHC Proton and Lead Beams (AFTER@LHC)*, *Few Body Syst.* **58** (2017) 139, [1702.01546].
- [93] A. Bacchetta, M. G. Echevarria, P. J. G. Mulders, M. Radici and A. Signori, *Effects of TMD evolution and partonic flavor on e^+e^- annihilation into hadrons*, *JHEP* **11** (2015) 076, [1508.00402].
- [94] A. Metz and A. Vossen, *Parton Fragmentation Functions*, *Prog. Part. Nucl. Phys.* **91** (2016) 136–202, [1607.02521].
- [95] X. Liu, F. Ringer, W. Vogelsang and F. Yuan, *Lepton-jet Correlations in Deep Inelastic Scattering at the Electron-Ion Collider*, *Phys. Rev. Lett.* **122** (2019) 192003, [1812.08077].
- [96] A. Accardi and A. Signori, *On the connection between quark propagation and hadronization*, 2005.11310.
- [97] A. Accardi and A. Signori, *Quark fragmentation as a probe of dynamical mass generation*, *Phys. Lett.* **B798** (2019) 134993, [1903.04458].
- [98] E. Moffat, T. C. Rogers, N. Sato and A. Signori, *Collinear factorization in wide-angle hadron pair production in e^+e^- annihilation*, *Phys. Rev.* **D100** (2019) 094014, [1909.02951].