

Directed transport of suspended ferromagnetic nanoparticles under both gradient and uniform magnetic fields

S I Denisov, T V Lyutyy and M O Pavlyuk

Sumy State University, Rimsky-Korsakov Street 2, UA-40007 Sumy, Ukraine

E-mail: denisov@sumdu.edu.ua

Abstract. The suspended ferromagnetic particles subjected to the gradient and uniform magnetic fields experience both the translational force generated by the field gradient and the rotational torque generated by the fields strengths. Although the uniform field does not contribute to the force, it nevertheless influences the translational motion of these particles. This occurs because the translational force depends on the direction of the particle magnetization, which in turn depends on the fields strengths. To study this influence, a minimal set of equations describing the coupled translational and rotational motions of nanosized ferromagnetic particles is introduced and solved in the low Reynolds number approximation. Trajectory analysis reveals that, depending on the initial positions of nanoparticles, there exist four regimes of their directed transport. The intervals of initial positions that correspond to different dynamical regimes are determined, their dependence on the uniform magnetic field is established, and strong impact of this field on the directed transport is demonstrated. The ability and efficiency of the uniform magnetic field to control the separation of suspended ferromagnetic nanoparticles is also discussed.

Keywords: ferromagnetic nanoparticles, dipole model, gradient magnetic field, balance equations, directed transport

1. Introduction

Ferromagnetic single-domain nanoparticles distributed in a viscous liquid have interesting physical properties and promising biomedical applications, such as magnetic fluid hyperthermia, magnetic particle imaging, drug delivery and many others (see, e.g., recent reviews [1, 2] and references therein). Because these applications often utilize the properties of the magnetic and mechanical dynamics of such nanoparticles, it is important to correctly introduce their corresponding equations of motion. One of the most reliable methods proposed to derive these equations is based on the concept of the total particle momentum, which includes the angular and spin momentum parts. Within this approach, the coupled equations of motion for the particle magnetization and the particle angular velocity have been derived and analyzed [3, 4, 5, 6], and a number of nontrivial effects in these systems controlled by the magnetocrystalline anisotropy have been predicted and studied [7, 8, 9].

At the same time, when the anisotropy energy is large compared to other energies, the magnetization vector can be considered as ‘frozen’ into the particle body [10, 11]. The main advantage of this so-called rigid dipole model is that the particle dynamics completely describes the magnetization dynamics and, as a consequence, the magnetic properties of such systems. This approximation was used, e.g., to investigate the role of the magnetic dipolar interaction and thermal fluctuations in energy dissipation [12, 13, 14], formation of structures due to dipolar interaction [15, 16, 17], deterministic and stochastic rotation of ferromagnetic nanoparticles [18, 19, 20] and many other phenomena.

Recently, using this model, we theoretically and numerically studied the effect of directed transport (drift) of ferromagnetic nanoparticles induced by the Magnus force [21, 22, 23]. It has been shown that nanoparticles performing in a viscous liquid synchronized translational oscillations (induced by the oscillating driving force) and nonuniform rotations (induced by the nonuniformly rotating magnetic field) drift in a certain direction with a constant average velocity. Since the magnitude and direction of the drift velocity can be easily controlled and tuned by the external parameters, this effect could be used, e.g., in drug delivery and separation applications. But the ratio of the drift velocity to the particle velocity caused by the non-oscillating driving force is proportional to the rotational Reynolds number, which for nanosized particles is sufficiently small. As a consequence, the velocity of nanoparticles subjected to the non-oscillating driving force is usually much larger than the corresponding drift velocity.

One of the most commonly used methods to generate the driving force acting on ferromagnetic nanoparticles is the gradient magnetic field. Although the influence of this field on nanoparticles is well studied in the context of magnetic separation (see, e.g., [24, 25]), a complete analysis of their directed transport under the application of the gradient and uniform magnetic fields, to the best of our knowledge, has not been performed yet. Because the uniform field strongly affects the magnetization orientation, it is expected that this field can be used to control and manipulate the directed

transport of suspended ferromagnetic nanoparticles induced by the gradient magnetic field. Therefore, in this paper, we aim to study the dynamics of such nanoparticles with a special focus on their transport properties and possible applications.

2. Motion equations

We study the directed transport of a spherical ferromagnetic nanoparticle suspended in a viscous liquid that is characterized by the radius a and magnetization $\mathbf{M} = \mathbf{M}(t)$, where $|\mathbf{M}| = M = \text{const}$. The particle radius is chosen to be so small that the single-domain state is realized and, at the same time, so large that the thermal fluctuations can be neglected (these conditions hold for a variety of materials, see, e.g., [26] and below). If, in addition, the anisotropy magnetic field is strong enough, the particle can be associated with a rigid magnetic dipole. In this approximation the particle magnetization is directed along the particle easy axis and hence satisfies the kinematic differential equation

$$\dot{\mathbf{M}} = \boldsymbol{\omega} \times \mathbf{M}, \quad (1)$$

where $\boldsymbol{\omega} = \boldsymbol{\omega}(t)$ is the particle angular velocity, the sign \times denotes the vector product, and the overdot denotes the derivative with respect to the time t . It is assumed also that the radius-vector of the particle center, $\mathbf{R} = \mathbf{R}(t)$, changes so slowly that the derivative $\dot{\mathbf{M}}$ can be calculated at a fixed \mathbf{R} .

We consider the situation when a nanoparticle is under influence of both the uniform \mathbf{H}_\perp and gradient \mathbf{H}_g magnetic fields:

$$\mathbf{H}_\perp = H_\perp \mathbf{e}_y, \quad \mathbf{H}_g = g R_x \mathbf{e}_x. \quad (2)$$

Here, $H_\perp (\geq 0)$ is the uniform magnetic field strength, $g (> 0)$ is the gradient of the magnetic field \mathbf{H}_g , R_x is the x component of \mathbf{R} , and \mathbf{e}_x , \mathbf{e}_y and \mathbf{e}_z are the unit vectors along the corresponding axes of the Cartesian coordinate system xyz . It should also be noted that the uniform magnetic field $\mathbf{H}_\parallel = H_\parallel \mathbf{e}_x$ together with the gradient magnetic field \mathbf{H}_g act as the shifted gradient magnetic field $g(R_x + H_\parallel/g)\mathbf{e}_x$, i.e., \mathbf{H}_\parallel shifts only the point where $\mathbf{H}_g = \mathbf{0}$. Therefore, without loss of generality, at this stage we can choose $H_\parallel = 0$.

To describe the magnetization dynamics in these fields, we assume that the magnetization vector \mathbf{M} lies in the xy plane:

$$\mathbf{M} = M(\cos \varphi \mathbf{e}_x + \sin \varphi \mathbf{e}_y), \quad (3)$$

where $\varphi = \varphi(t)$ is the azimuthal angle of \mathbf{M} . As it follows from the kinematic equation, the connection between this angle and the particle angular velocity is given by the usual relation

$$\dot{\varphi} = \omega_z. \quad (4)$$

Let us now write the equations describing the translational and rotational dynamics of a suspended particle. Because of its nanoscale size, the inertial effects can safely be

neglected (see below). Therefore, keeping only the driving and friction terms, these equations can be written as the force balance equation, $\mathbf{f}_d + \mathbf{f}_f = \mathbf{0}$, and the torque balance equation, $\mathbf{t}_d + \mathbf{t}_f = \mathbf{0}$, respectively. Here, \mathbf{f}_d is the driving force generated by the gradient magnetic field, \mathbf{f}_f is the friction force, \mathbf{t}_d is the driving torque exerted by the total magnetic field $\mathbf{H}_\perp + \mathbf{H}_g$, and \mathbf{t}_f is the frictional torque. Taking into account that the driving force and torque are defined as $\mathbf{f}_d = V(\mathbf{M} \cdot \partial/\partial \mathbf{R})\mathbf{H}_g$ ($V = 4\pi a^3/3$ is the particle volume, the dot denotes the scalar product) and $\mathbf{t}_d = V\mathbf{M} \times (\mathbf{H}_\perp + \mathbf{H}_g)$ and calculating them using (2) and (3), the above equations can be rewritten as

$$MVg \cos \varphi \mathbf{e}_x + \mathbf{f}_f = \mathbf{0} \quad (5)$$

and

$$MV(H_\perp \cos \varphi - gR_x \sin \varphi) \mathbf{e}_z + \mathbf{t}_f = \mathbf{0}. \quad (6)$$

Since explicit expressions for \mathbf{f}_f and \mathbf{t}_f are in general not known, below we consider only the case of small Reynolds numbers (for nanoparticles this condition is not too restrictive).

2.1. Low Reynolds number approximation

The translational and rotational Reynolds numbers defined as $\text{Re} = 2\rho a|\mathbf{v}|/\eta$ and $\text{Re}_\omega = \rho a^2|\boldsymbol{\omega}|/\eta$, respectively, play the most important role in determining \mathbf{f}_f and \mathbf{t}_f . Here, ρ is the liquid density, $\mathbf{v} = \mathbf{v}(t)$ is the particle translational velocity and η is the dynamic viscosity of liquid. If these parameters are chosen so that $\text{Re} \ll 1$ and $\text{Re}_\omega \ll 1$, then the liquid flow induced by a moving particle is laminar and, according to [27], $\mathbf{f}_f = -6\pi\eta a\mathbf{v}$ and $\mathbf{t}_f = -8\pi\eta a^3\boldsymbol{\omega}$. Using the last formula, from (6) we find $\boldsymbol{\omega} = \omega_z \mathbf{e}_z$ with

$$\omega_z = \frac{M}{6\eta}(H_\perp \cos \varphi - gR_x \sin \varphi). \quad (7)$$

Then, substituting (7) into (4), one obtains the following equation for the azimuthal angle of the magnetization vector:

$$\dot{\varphi} - \omega_\perp \cos \varphi + \omega_g r_x \sin \varphi = 0, \quad (8)$$

where $r_x = R_x/a$ is the dimensionless x component of the particle position and

$$\omega_\perp = \frac{MH_\perp}{6\eta}, \quad \omega_g = \frac{Mga}{6\eta} \quad (9)$$

are the characteristic frequencies arising from the uniform and gradient magnetic fields, respectively. Without loss of generality, we assume that the initial azimuthal angle $\varphi(0) = \varphi_0$ satisfies the condition $\varphi_0 \in [0, \pi]$.

Equation (5) with \mathbf{f}_f given above shows that the particle velocity \mathbf{v} has only the x component

$$v_x = v_0 \cos \varphi, \quad (10)$$

where

$$v_0 = \frac{2Mga^2}{9\eta} = \frac{4}{3}\omega_g a \quad (11)$$

is the particle characteristic velocity. Using (10) and (11), one gets

$$r_x = r_{x0} + \frac{4}{3}\omega_g \int_0^t \cos \varphi(t') dt' \quad (12)$$

with $r_{x0} = r_x(0)$ being the initial particle position.

The set of equations (8) and (12) together with the initial values φ_0 and r_{x0} completely describes the rotational and translational dynamics of such nanoparticles. According to (12), equation (8) is integro-differential (this is because the strength of the gradient magnetic field acting on particles changes during their translational motion). Rewriting it in the form

$$\frac{\dot{\varphi} - \omega_{\perp} \cos \varphi}{\sin \varphi} = -\omega_g r_x \quad (13)$$

and taking the time derivative of both sides, equation (13) can be reduced to the autonomous second-order differential equation

$$\ddot{\varphi} \sin \varphi - \dot{\varphi}^2 \cos \varphi + \omega_{\perp} \dot{\varphi} + \frac{4}{3}\omega_g^2 \sin^2 \varphi \cos \varphi = 0. \quad (14)$$

As (8) shows, the solution of (14) must satisfy the initial conditions $\varphi(0) = \varphi_0$ and

$$\dot{\varphi}(0) = \omega_{\perp} \cos \varphi_0 - \omega_g r_{x0} \sin \varphi_0. \quad (15)$$

3. Nanoparticle dynamics

Because the analysis of the nanoparticle dynamics in the cases of absence and presence of the uniform magnetic field H_{\perp} is different, we consider these cases separately.

3.1. Nanoparticle dynamics at $H_{\perp} = 0$

Since in this case $\omega_{\perp} = 0$, the second-order nonlinear differential equation (14) can be reduced to the first-order linear differential equation for $q = \dot{\varphi}^2$. Indeed, considering q as a function of φ , i.e., $q = q(\varphi)$, and taking into account that $q'_{\varphi} = 2\ddot{\varphi}$ ($q'_{\varphi} = dq/d\varphi$), (14) reduces to

$$q'_{\varphi} \sin \varphi - 2q \cos \varphi + \frac{8}{3}\omega_g^2 \sin^2 \varphi \cos \varphi = 0 \quad (16)$$

According to (15), the solution of this equation must satisfy the condition $q(\varphi_0) = q_0$, where

$$q_0 = \omega_g^2 r_{x0}^2 \sin^2 \varphi_0. \quad (17)$$

The general solution of (16) is given as follows (see, e.g., formula (13.1.4) in [28]):

$$q = C \sin^2 \varphi - \frac{4}{3}\omega_g^2 \sin^2 \varphi \ln \sin^2 \varphi, \quad (18)$$

where C is the integration constant. Determining this constant from the condition (17),

$$C = \omega_g^2 r_{x0}^2 + \frac{4}{3} \omega_g^2 \ln \sin^2 \varphi_0, \quad (19)$$

and using (11), the solution (18) can be rewritten in the form

$$q = \omega_g^2 \left(r_{x0}^2 - \frac{4}{3} \ln \frac{\sin^2 \varphi}{\sin^2 \varphi_0} \right) \sin^2 \varphi. \quad (20)$$

From this and equation (8), which at $H_\perp = 0$ yields $q = \dot{\varphi}^2 = \omega_g^2 r_x^2 \sin^2 \varphi$, one obtains the relation

$$r_x^2 = r_{x0}^2 - \frac{4}{3} \ln \frac{\sin^2 \varphi}{\sin^2 \varphi_0} \quad (21)$$

that plays an important role in the further analysis of the nanoparticle dynamics.

We begin our analysis by noting that the initial angular velocity $\dot{\varphi}(0) = -\omega_g r_{x0} \sin \varphi_0$ depends on the initial particle position r_{x0} . This fact, together with (8), which according to (21) can be represented as

$$\dot{\varphi} = -\text{sgn}(r_x) \omega_g \left(r_{x0}^2 - \frac{4}{3} \ln \frac{\sin^2 \varphi}{\sin^2 \varphi_0} \right)^{1/2} \sin \varphi \quad (22)$$

[$\text{sgn}(x) = \pm 1$ if $x \gtrless 0$], indicates that the linear particle velocity $v_x = v_0 \cos \varphi$ at $t \neq 0$ also depends on r_{x0} (recall in this connection that the initial velocity $v_x(0) = v_0 \cos \varphi_0$ is the same for all r_{x0}). Assuming for definiteness that $\varphi_0 \in (0, \pi/2)$, from (22) it follows that the azimuthal angle φ monotonically decreases with time from φ_0 to 0 (and so v_x monotonically increases from $v_0 \cos \varphi_0$ to v_0) if $r_{x0} \geq 0$. In other words, all particles with $r_{x0} \geq 0$ move to the right with velocities approaching v_0 at long times. Moreover, the larger the initial particle position is, the faster the particle velocity approaches the limiting value v_0 . For the purpose of classification, we call the nanoparticle dynamics at $r_{x0} \geq 0$ as the first dynamical regime.

The second dynamical regime occurs for nanoparticles with $r_{x0} \in (-l, 0)$, where

$$l = \left(\frac{4}{3} \ln \frac{1}{\sin^2 \varphi_0} \right)^{1/2}. \quad (23)$$

In this case all particles also move to the right. However, in contrast to the previous case, the azimuthal angle φ initially increases from φ_0 to some $\varphi_m < \pi/2$ (until the position $r_x = 0$ is reached) and then monotonically decreases to 0 as $t \rightarrow \infty$. In accordance with this, the particle velocity initially decreases from $v_0 \cos \varphi_0$ to $v_0 \cos \varphi_m$ and then grows to v_0 .

The nanoparticle dynamics at $r_{x0} = -l$ corresponds to the third dynamical regime, which can be considered as a limiting case of the second one. As before, the particle initially moves to the right, but after reaching the state with $r_x = 0$ and $\varphi_m = \pi/2$ its motion is stopped. We note, however, that this state is unstable: due to fluctuations, the particle leaves the vicinity of this point and moves either to the left or to the right.

Finally, the fourth dynamical regime is realized if $r_{x0} < -l$. In this case the azimuthal angle φ monotonically increases with time from φ_0 to π , and each particle

moves to the right only on the time interval $(0, t_s)$, which depends on r_{x0} . At $t = t_s$ the particle stops [$v_x(t_s) = 0$, i.e., $\varphi(t_s) = \pi/2$] at the point $r_x(t_s) = -(r_{x0}^2 - l^2)^{1/2}$, and then (at $t > t_s$) moves to the left reaching the velocity $-v_0$ in the long-time limit. As for $r_{x0} > 0$, the larger $|r_{x0}|$ is, the faster the limiting velocity $-v_0$ is reached.

To illustrate the theoretical and numerical results, we consider SmCo_5 nanoparticles suspended in water at room temperature (295 K) and characterized by the parameters $M = 1.36 \times 10^3 \text{ emu cm}^{-3}$, $\rho_n = 8.31 \text{ g cm}^{-3}$ is the particle density, $\rho = 1 \text{ g cm}^{-3}$, and $\eta = 9.62 \times 10^{-3} \text{ P}$. Choosing $a = 2 \times 10^{-5} \text{ cm}$ (the critical single-domain diameter for these particles is about $7.5 \times 10^{-5} \text{ cm}$ [29]) and $g = 10^2 \text{ Oe cm}^{-1}$, one finds $v_0 = 1.26 \times 10^{-3} \text{ cm s}^{-1}$ and $\omega_g = 47.12 \text{ s}^{-1}$. With these parameters, replacing $|\mathbf{v}|$ by v_0 and $|\boldsymbol{\omega}|$ by $MgR_x/6\eta$ with $|R_x| = 1 \text{ cm}$, the definitions of Re and Re_ω yield $\text{Re} = 5.24 \times 10^{-6}$ and $\text{Re}_\omega = 9.8 \times 10^{-2}$. Since the representation $\mathbf{t}_f = -8\pi\eta a^3 \boldsymbol{\omega}$ holds even for $\text{Re}_\omega \lesssim 10$ [30], the approximation of small Reynolds numbers is well justified. Finally, in our model we neglect the inertial terms $\rho_n V \dot{\mathbf{v}}$ and $J \dot{\boldsymbol{\omega}}$ [$J = (2/5)\rho_n V a^2$ is the particle moment of inertia] in equations (5) and (6), respectively. A simple analysis shows that these terms can indeed be neglected at $t \gg \max\{t_{tr}, t_r\}$, where

$$t_{tr} = \frac{2\rho_n a^2}{9\eta}, \quad t_r = \frac{\rho_n a^2}{15\eta} \quad (24)$$

are the translational and rotational relaxation times. Since, according to (24), $\max\{t_{tr}, t_r\} = t_{tr} = 7.68 \times 10^{-8} \text{ s}$, we make sure that the inertial effects in the dynamics of SmCo_5 nanoparticles are negligible already at $t \gg 10^{-7} \text{ s}$.

In figure 1, we show the dependence of the azimuthal angle φ on the dimensionless time $\omega_g t$ for different values of r_{x0} . They represent four regimes of behavior of the

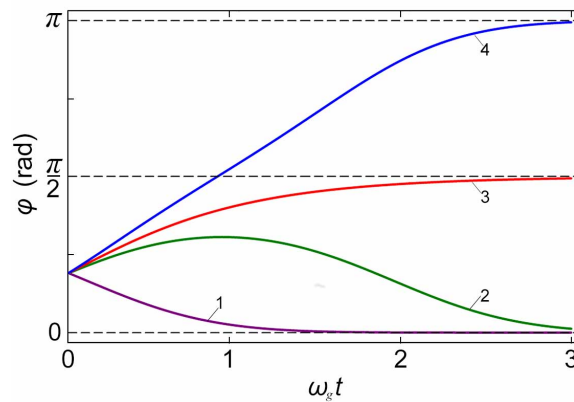


Figure 1. Plots of the function $\varphi = \varphi(t)$ obtained via numerical solution of equation (14) for $H_\perp = 0$, $\varphi_0 = 0.6 \text{ rad}$ and different values of the initial particle position r_{x0} . Since, according to (23), in this case $l = 1.235$, the values of r_{x0} are chosen to reproduce all predicted regimes of the nanoparticle dynamics: $r_{x0} = 1.0$ (curve 1), $r_{x0} = -1.0$ (curve 2), $r_{x0} = -l$ (curve 3), and $r_{x0} = -1.5$ (curve 4).

function $\varphi = \varphi(t)$, when $r_{x0} \geq 0$ (first regime, curve 1), $r_{x0} \in (-l, 0)$ (second regime, curve 2), $r_{x0} = -l$ (third regime, curve 3), and $r_{x0} < -l$ (fourth regime, curve 4). Figure

2 illustrates the time dependence of the dimensionless particle coordinate r_x under the same conditions as in figure 1. As seen, the numerical results presented in these figures

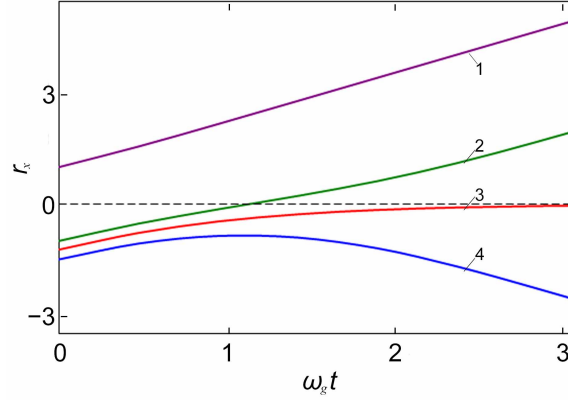


Figure 2. Plots of the dimensionless particle position $r_x = r_x(t)$ obtained from (12) by solving equation (14) for the same parameters as in figure 1.

confirm the existence of predicted regimes of the nanoparticle dynamics. Finally, to verify the theoretical result (21), we used the numerical results from figures 1 and 2 to calculate the quantity $\Gamma = r_x^2 + (4/3) \ln(\sin^2 \varphi / \sin^2 \varphi_0)$ for two moments of time and different values of the initial particle position r_{x0} . The comparison of the obtained data with the theoretical dependence $\Gamma = r_{x0}^2$, see figure 3, confirms its validity.

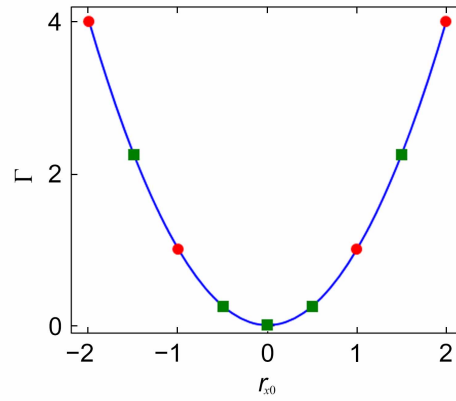


Figure 3. Dependence of the quantity Γ on the dimensionless initial particle position r_{x0} . The numerical data are marked by symbols (the circles and squares correspond to $\omega_g t = 1$ and $\omega_g t = 3$, respectively), and the theoretical result $\Gamma = r_{x0}^2$ is shown by the solid curve.

As it was mentioned above, the magnetic field \mathbf{H}_{\parallel} shifts the point in which $\mathbf{H}_g = \mathbf{0}$. This means that \mathbf{H}_{\parallel} shifts also the intervals where different regimes of the nanoparticle dynamics are realized (for example, the first dynamical regime occurs now at $r_{x0} > -H_{\parallel}/ga$). It is important to emphasize that, since the dimensionless shift value $|H_{\parallel}|/ga$ can be rather large even for small H_{\parallel} (e.g., in our case it equals 10^4 if

$H_{\parallel} = 20 \text{ Oe}$), the varying of the magnetic field strength H_{\parallel} is an effective method for changing the dynamical regimes.

3.2. Nanoparticle dynamics at $H_{\perp} \neq 0$

In this case, the theoretical analysis of transport properties of ferromagnetic nanoparticles is more complicated. Therefore, here we study them analytically only at small and large times. In order to analyse the nanoparticle dynamics at $t \rightarrow 0$, it is convenient to use equations (8) and (12), which in the first-order approximation yield

$$\varphi = \varphi_0 + (\omega_{\perp} \cos \varphi_0 - \omega_g r_{x0} \sin \varphi_0) t \quad (25)$$

and

$$r_x = r_{x0} + \frac{v_0}{a} \cos \varphi_0 t. \quad (26)$$

The last result shows that, as in the previous case, all particles at small times move to the right with the same initial velocity $v_0 \cos \varphi_0$ [recall, $\varphi_0 \in (0, \pi/2)$]. In contrast, the rotation of particles depends now not only on r_{x0} , but also on H_{\perp} .

Our qualitative analysis suggests that, like for $H_{\perp} = 0$, four regimes of the nanoparticle dynamics exist for $H_{\perp} \neq 0$ as well. They are realized at $r_{x0} \geq l_1$, $r_{x0} \in (-l_2, l_1)$, $r_{x0} = -l_2$, and $r_{x0} < -l_2$, respectively. According to (25), the azimuthal angle φ decreases monotonically with time, i.e., the first dynamical regime is realized, if $r_{x0} \geq l_1$, where

$$l_1 = \frac{\omega_{\perp}}{\omega_g} \cot \varphi_0. \quad (27)$$

This result agrees with that for $H_{\perp} = 0$ ($l_1 \rightarrow 0$ as $H_{\perp} \rightarrow 0$) and indicates that the magnetic field H_{\perp} can significantly change the value of l_1 (the condition $l_1 \gg 1$ can easily be achieved).

Because our analysis is approximate, we are not able to find an exact expression for l_2 . However, using (25) and (26), it is possible to roughly estimate this quantity. Indeed, choosing $r_{x0} = -l_2$ and assuming that $\varphi(t_s) = \pi/2$ and $r_x(t_s) = 0$ (recall, t_s is the stopping time), from (25) – (27) one obtains

$$l_2 = \frac{1}{2} l_1 \left[\left(1 + \frac{8(\pi - 2\varphi_0)}{3l_1^2 \tan \varphi_0} \right)^{1/2} - 1 \right]. \quad (28)$$

For $l_1 \ll 1$ ($H_{\perp} \ll ga \tan \varphi_0$) and $l_1 \gg 1$ ($H_{\perp} \gg ga \tan \varphi_0$) this formula yields

$$l_2|_{l_1 \ll 1} = \left(\frac{2(\pi - 2\varphi_0)}{3 \tan \varphi_0} \right)^{1/2} \quad (29)$$

and

$$l_2|_{l_1 \gg 1} = \frac{2}{3} (\pi - 2\varphi_0) \frac{ga}{H_{\perp}} \quad (30)$$

($l_2|_{l_1 \gg 1} \ll 1$). We emphasize two points regarding these results. First, the approximate formula (29) is in perfect agreement with the exact one (23) only if $\pi/2 - \varphi_0 \ll 1$; the difference between $l_2|_{l_1 \ll 1}$ and l grows rapidly with decreasing φ_0 . This is a consequence

of the fact that the solutions (25) and (26) are valid only for $\omega_g t \ll 1$. And second, since the condition $l_1 \gg 1$ is easily achieved, the magnetic field H_\perp can also be used for changing the transport properties of suspended nanoparticles. It should be especially noted that H_\perp , in contrast to H_\parallel , shifts the regions of different dynamical regimes nonuniformly.

At large times, it is convenient to introduce the parameter σ , which for particles moving to the right or left equals 1 or -1 , respectively. Since the azimuthal angle φ for such particles tends to zero or π , it can be represented as $\varphi = \pi(1 - \sigma)/2 + \sigma\varphi_1$ with $\varphi_1 \ll 1$. Taking also into account that, in linear approximation, $\cos \varphi = \sigma$, $\sin \varphi = \varphi_1$ and, according to (12), $r_x \sim \sigma(4/3)\omega_g t$ as $t \rightarrow \infty$, equation (8) in the long-time limit reduces to

$$\dot{\varphi}_1 - \omega_\perp + \frac{4}{3}\omega_g^2 t \varphi_1 = 0. \quad (31)$$

Its asymptotic solution is given by $\varphi_1 \sim 3\omega_\perp/(4\omega_g^2 t)$, i.e., the azimuthal angle φ approaches the limiting values 0 and π inversely proportional to time. If $\omega_\perp = 0$, these limiting values are approached exponentially: $\varphi_1 \sim \exp(-2\omega_g^2 t^2/3)$.

Numerical analysis of the nanoparticle dynamics at $H_\perp \neq 0$ confirms both the existence of four dynamical regimes (similar to those for $H_\perp = 0$) and strong influence of H_\perp on the intervals of r_{x0} , where these regimes occur. In figure 4, we show the dependence of the boundaries of these intervals, l_1 and l_2 , on the ratio H_\perp/ga ($= \omega_\perp/\omega_g$). Since, according to (30), q_2 approaches zero as H_\perp increases, the width $\Delta = l_1 + l_2$ of the interval $(-l_2, l_1)$, where the second dynamical regime is realized, is of the order of $l_1 (\gg 1)$ even for small H_\perp (e.g., $\Delta \approx l_1 = 731$ for $H_\perp = 1$ Oe). Recall in this context that $l_1|_{H_\perp=0} = 0$, $l_2|_{H_\perp=0} = l$ and so $\Delta|_{H_\perp=0} = 1.235$. As seen from this figure, the theoretical and numerical results for l_1 are in complete agreement. Note also that in spite of the approximate character of the theoretical result (28), it agrees perfectly with the numerical data for l_2 .

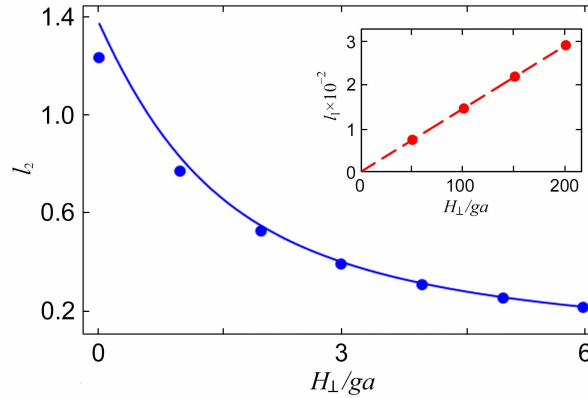


Figure 4. Dependence of l_2 and l_1 (in the inset) on the dimensionless magnetic field H_\perp/ga for the same parameters as in figure 1. The numerical data for l_1 and l_2 , obtained by solving equation (14), are marked by circles. The approximate formula (28) and theoretical result (27) are represented by solid and dashed lines, respectively.

Thus, the dynamics of suspended ferromagnetic nanoparticles in the gradient magnetic field is strongly affected by uniform magnetic fields H_{\parallel} and H_{\perp} . It is important to emphasize that while H_{\parallel} only shifts the zero point of the gradient field, the influence of H_{\perp} on the nanoparticle dynamics is much more complicated. It seems that the non-trivial transport properties of these particles, resulting from the joint action of the gradient magnetic field and uniform magnetic fields H_{\parallel} and H_{\perp} , could be used, e.g., in separation science.

In order to illustrate the feasibility and effectiveness of the separation process induced by the gradient and uniform magnetic fields, let us estimate the time T of complete separation of suspended SmCo_5 nanoparticles in a rectangular reservoir. For this purpose, we assume that the reservoir boundaries are perpendicular to the coordinate axes, the x axis crosses the left and right boundaries at the points $x = -L/2$ and $x = L/2$, respectively (L is the reservoir width in the x direction), and the number of suspended nanoparticles in the reservoir equals N . In this geometry, after switching on the gradient magnetic field, the nanoparticles are concentrated near the left and right boundaries. Assuming also that the distribution of nanoparticles at $t = 0$ is uniform and the limiting velocities v_0 and $-v_0$ are achieved for $t \ll T$, one may conclude that if $H_{\parallel} = H_{\perp} = 0$, then the complete separation with $N_l \approx N/2$ and $N_r \approx N/2$ (N_l and N_r are the number of nanoparticles near the left and right boundaries, respectively), is achieved at $T \approx L/2v_0$ (e.g., $T \approx 6.6$ min for $L = 1$ cm). At the same time, if $H_{\parallel} = gL/2$ and $H_{\perp} = 0$, then $N_l \approx 0$ and $N_r \approx N$ at $T \approx L/v_0 \approx 13.2$ min. Note, the concentration profile of nanoparticles for $t \in (0, T)$ and arbitrary H_{\parallel} and H_{\perp} can easily be calculated within the above theory.

4. Conclusions

The gradient magnetic field produces the force that acts on suspended ferromagnetic nanoparticles and induces their translational motion along the gradient field direction. In contrast, since the external uniform magnetic field does not produce any force, this field does not affect directly the translational motion of these particles. However, if particles are subjected to both the gradient and uniform magnetic fields, the latter can influence their transport properties. The reason is that the force caused by the magnetic field gradient depends on the direction of the particle magnetization. Therefore, changing the magnetization direction, the uniform magnetic field (as well as the gradient magnetic field) can indirectly affect the transport properties of suspended ferromagnetic nanoparticles.

To study this effect in detail, we have introduced a minimal set of equations that describes the coupled translational and rotational dynamics of suspended nanoparticles under the action of the gradient and uniform magnetic fields. By solving these equations analytically and numerically, we have surprisingly discovered that nanoparticles exhibit complex dynamical behavior. In particular, it has been established that, depending on the initial particle positions, there exist four different regimes for the directed transport

of such nanoparticles. Namely, the particle velocity in these regimes (I) increases with time and then saturates, (II) decreases and then increases to the saturated value, (III) decreases to zero, and (IV) decreases to zero, changes sign and saturates again. It has also been shown that the external uniform magnetic field significantly changes the intervals of the initial particle positions, where these regimes are realized. Based on these properties, we have proposed to use the gradient and uniform magnetic fields for controllable separation of suspended nanoparticles. It seems also that the observed properties of directed transport may be useful for such biomedical applications as drug delivery and cell separation [31, 32].

Acknowledgments

This work was partially supported by the Ministry of Education and Science of Ukraine under Grant No. 0119U100772.

References

- [1] Cardoso V F, Francesko A, Ribeiro C, Bañobre-López M, Martins P, and Lanceros-Mendez S. Advances in magnetic nanoparticles for biomedical applications. *Adv. Healthcare Mater.*, 7:1700845, 2018.
- [2] Vallabani N V S, Singh S, and Karakoti A S. Magnetic nanoparticles: Current trends and future aspects in diagnostics and nanomedicine. *Curr. Drug Metab.*, 20:457–472, 2019.
- [3] Usov N A and Liubimov B Ya. Magnetic nanoparticle motion in external magnetic field. *J. Magn. Magn. Mater.*, 385:339–346, 2015.
- [4] Usadel K D and Usadel C. Dynamics of magnetic single domain particles embedded in a viscous liquid. *J. Appl. Phys.*, 118:234303, 2015.
- [5] Usadel K D. Dynamics of magnetic nanoparticles in a viscous fluid driven by rotating magnetic fields. *Phys. Rev. B*, 95:104430, 2017.
- [6] Lyutyy T V, Hryshko O M, and Yakovenko M Yu. Uniform and nonuniform precession of a nanoparticle with finite anisotropy in a liquid: Opportunities and limitations for magnetic fluid hyperthermia. *J. Magn. Magn. Mater.*, 473:198–204, 2019.
- [7] Keshtgar H, Streib S, Kamra A, Blanter Ya M, and Bauer G E W. Magnetomechanical coupling and ferromagnetic resonance in magnetic nanoparticles. *Phys. Rev. B*, 95:134447, 2017.
- [8] Lyutyy T V, Hryshko O M, and Kovner A A. Power loss for a periodically driven ferromagnetic nanoparticle in a viscous fluid: The finite anisotropy aspects. *J. Magn. Magn. Mater.*, 446:87–94, 2018.
- [9] Lyutyy T V, Denisov S I, and Hänggi P. Dissipation-induced rotation of suspended ferromagnetic nanoparticles. *Phys. Rev. B*, 100:134403, 2019.
- [10] Shliomis M I. Effective viscosity of magnetic suspensions. *Sov. Phys. JETP*, 34(6):1291–1294, 1972. <http://www.jetp.ac.ru/cgi-bin/e/index/r/61/6/p2411?a=list>.
- [11] Coffey W T, Kalmykov Yu P, and Waldron J T. *The Langevin Equation: With Applications in Physics, Chemistry and Electrical Engineering*. Singapore: World Scientific, 2nd edition, 2004.
- [12] Berkov D V, Iskakova L Yu, and Zubarev A Yu. Theoretical study of the magnetization dynamics of nondilute ferrofluids. *Phys. Rev. E*, 79:021407, 2009.
- [13] Raikher Yu L and Stepanov V I. Power losses in a suspension of magnetic dipoles under a rotating field. *Phys. Rev. E*, 83:021401, 2011.

- [14] Lyutyy T V and Reva V V. Energy dissipation of rigid dipoles in a viscous fluid under the action of a time-periodic field: The influence of thermal bath and dipole interaction. *Phys. Rev. E*, 97:052611, 2018.
- [15] Jäger S and Klapp S H L. Pattern formation of dipolar colloids in rotating fields: layering and synchronization. *Soft Matter*, 7:6606–6616, 2011.
- [16] Polyakov A Yu, Lyutyy T V, Denisov S, Reva V V, and Hänggi P. Large-scale ferrofluid simulations on graphics processing units. *Comput. Phys. Commun.*, 184:1483–1489, 2013.
- [17] Domingos J L C, Peeters F M, and Ferreira W P. Self-assembly of rigid magnetic rods consisting of single dipolar beads in two dimensions. *Phys. Rev. E*, 96:012603, 2017.
- [18] Raible M and Engel A. Langevin equation for the rotation of a magnetic particle. *Appl. Organometal. Chem.*, 18:536–541, 2004.
- [19] Lyutyy T V, Denisov S I, Reva V V, and Bystrik Yu S. Rotational properties of ferromagnetic nanoparticles driven by a precessing magnetic field in a viscous fluid. *Phys. Rev. E*, 92:042312, 2015.
- [20] Ilg P and Evangelopoulos A E A S. Magnetic susceptibility, nanorheology, and magnetoviscosity of magnetic nanoparticles in viscoelastic environments. *Phys. Rev. E*, 97:032610, 2018.
- [21] Denisov S I and Pedchenko B O. Drift of suspended ferromagnetic particles due to the Magnus effect. *J. Appl. Phys.*, 121:043912, 2017.
- [22] Denisov S I, Pedchenko B O, Kvasnina O V, and Denisova E S. Exactly solvable model for drift of suspended ferromagnetic particles induced by the Magnus force. *J. Magn. Magn. Mater.*, 443:89–95, 2017.
- [23] Denisov S I, Lyutyy T V, Reva V V, and Yermolenko A S. Temperature effects on drift of suspended single-domain particles induced by the Magnus force. *Phys. Rev. E*, 97:032608, 2018.
- [24] Svoboda J. *Magnetic Techniques for the Treatment of Materials*. Dordrecht: Kluwer Academic Publishers, 2004.
- [25] Häfeli U, Schütt W, Teller J, and Zborowski M, editors. *Scientific and Clinical Applications of Magnetic Carriers*. Springer Science & Business Media, 2013.
- [26] Guimarães A P. *Principles of Nanomagnetism*. Cham: Springer International Publishing, 2nd edition, 2017.
- [27] Rubinow S I and Keller J B. The transverse force on a spinning sphere moving in a viscous fluid. *J. Fluid Mech.*, 11:447–459, 1961.
- [28] Polyanin A D and Zaitsev V F. *Handbook of Ordinary Differential Equations: Exact Solutions, Methods, and Problems*. Boca Raton: Chapman & Hall/CRC Press, 2018.
- [29] Goya G F, Grazu V, and Ibarra M R. Magnetic nanoparticles for cancer therapy. *Curr. Nanosci.*, 4:1–16, 2008.
- [30] Dennis S C R, Singh S N, and Ingham D B. The steady flow due to a rotating sphere at low and moderate Reynolds numbers. *J. Fluid Mech.*, 101:257–279, 1980.
- [31] Ulbrich K, Holá K, Šubr V, Bakandritsos A, Tuček J, and Zbořil R. Targeted drug delivery with polymers and magnetic nanoparticles: Covalent and noncovalent approaches, release control, and clinical studies. *Chem. Rev.*, 116(9):5338–5431, 2016.
- [32] Dalili A, Samiei E, and Hoorfar M. A review of sorting, separation and isolation of cells and microbeads for biomedical applications: Microfluidic approaches. *Analyst*, 144:87–113, 2019.