

Extracting many body localization lengths with an imaginary vector potential

Sascha Heußen,¹ Christopher David White,² and Gil Refael¹

¹*Institute for Quantum Information and Matter and Department of Physics,
California Institute of Technology, Pasadena, CA 91125, USA*

²*Condensed Matter Theory Center, University of Maryland, College Park, Md, 20742, USA*

One challenge of studying the many-body localization transition is defining the length scale that diverges upon the transition to the ergodic phase. In this manuscript we explore the localization properties of a ring with onsite disorder subject to an imaginary magnetic flux. We connect the imaginary flux which delocalizes single-particle orbitals of an Anderson-localized ring with the localization length of an open chain. We thus identify the delocalizing imaginary flux per site with the inverse localization length. We put this intuition to use by exploring the phase diagram of a disordered interacting chain, and find that the inverse imaginary flux per bond provides an accessible description of the transition and its diverging localization length.

I. INTRODUCTION

A large body of evidence shows that one-dimensional fermionic quantum systems with both (local) interactions and sufficiently strong disorder will exhibit a cluster of traits known as *many-body localization*^{1–3}. These include long-time memory of an initial state, conductance exponentially small in length, slow entanglement growth, and near-Poisson level statistics.

The localization length of single particle orbitals is a standard measure of localization. This notion applies to interacting localized systems as well as noninteracting systems. In fact, the localized nature of the many-body localized phase implies that it can be described by a so-called ℓ -bit Hamiltonian^{4–6}. The Hamiltonian can be written in terms of mutually commuting single-particle occupation operators \tilde{n}_j with local support as

$$H = \sum_j E_j \tilde{n}_j + \sum_{jk} J^{(2)} \tilde{n}_j \tilde{n}_k + \sum_{j_1 j_2 j_3} J^{(3)}_{j_1 j_2 j_3} \tilde{n}_{j_1} \tilde{n}_{j_2} \tilde{n}_{j_3} \cdot \quad + \dots$$

where the interactions $J^{(n)}$ are presumptively short-ranged. Explicitly constructing the ℓ -bits would fully solve the quantum dynamics of a many-body localized chain; the problem of doing so has attracted much attention.^{7–11}

The first phenomenological and numerical treatments of the MBL transition tended to concentrate on entanglement and transport times,^{12–15} and computed the gap ratio, the entanglement entropy of eigenstates, or decay of local observables.^{2,3,16–18} But the microscopic avalanche picture^{19–22} and recent renormalization analysis²³ hinge on the correlation lengths of perturbatively-constructed ℓ -bits.

The most direct way to probe many-body localization, however, should be through finding the appropriate localization length of single particle creation operators. Such a localization length, which is analogous to the Anderson localization scale, would be most relevant to transport-related questions. A localization length could be defined

from the support of the ℓ -bits. But constructing ℓ -bits is difficult and relies on variants of exact diagonalization, Wegner flow or matrix product state methods; moreover, the same physical Hamiltonian can be described in terms of many different sets of ℓ -bits. Extracting localization length from ℓ -bits of limited-size systems is therefore, difficult and ambiguous. Nonetheless, Refs. 24–26 succeed in extracting localization length by constructing ℓ -bit operators and exploring their decay.

In this manuscript we show that exploring the response of a system to Non-Hermitian hoppings (namely, to an imaginary flux) provides a direct way to address the definition of a localization length. Furthermore, it does not require knowledge of any ℓ -bits properties, and addresses directly the localization length most relevant for transport. We introduce an imaginary vector potential, which maps to a “tilt”—an asymmetry in the tunneling rates between neighboring lattice sites. While at small tilts all eigenvalues of the system’s Hamiltonian remain real, they develop imaginary parts at some critical tilt. We argue that the critical tilt of a non-Hermitian system probes the ℓ -bit localization length $\xi_{\ell\text{-bit}}$ of its zero-tilt Hermitian limit, while the distribution of points at which successive eigenvalues develop imaginary parts (“exceptional points”) probes the ℓ -bit interaction scale J_{int} . We show explicitly that the critical tilt in a ring (a chain with periodic boundary conditions) is the inverse localization length of the open chain with the same disorder realization. We use this in order to describe the many-body localization transition and extract its phase diagram.

We first introduce our model in Sec. II. We then articulate the connection between critical tilt in a ring and the localization length of an open chain in the single-particle case (in Sec. III A). We then consider generalizations to the many-particle, non-interacting case (Sec. IV A) and to the interacting case (Sec. IV B), where we show a connection between the distribution of exceptional points and the ℓ -bit interaction strength. Finally, in Sec. V we use the critical tilt to map the MBL transition of the isotropic random-field Heisenberg model. We find a phase diagram and critical exponents broadly consistent with¹⁷. In addition, we see that the MBL regime is reen-

trant as a function of interaction strength.

II. INTRODUCING NON-HERMITIAN HOPPING TO THE MANY-BODY LOCALIZATION MODEL

A. Background

The non-Hermitian hopping problem in a tilted disordered lattice was proposed as an effective model for vortex pinning in non-parallel columnar defects^{27–30}. Indeed, the anhermiticity of the hopping operator represented the tilt of the columnar pinning defects relative to the external field. The critical tilt in this single particle problem was shown to be intimately related to the localization properties of the zero-tilt system.³¹ The relationship between critical tilt and correlation length has received much interest, as have various properties of the single-particle spectrum at fixed tilt.^{32–38} Very recently, non-Hermitian tilt was also introduced to interacting systems^{39,40}.

B. Model

We study spinless fermions hopping on a one-dimensional lattice with a random onsite chemical potential and an imaginary vector potential. The system's Hamiltonian is

$$H = t \sum_j [e^g c_j^\dagger c_{j+1} + e^{-g} c_{j+1}^\dagger c_j] + U \sum_j n_j n_{j+1} + \sum_j h_j n_j. \quad (1)$$

with the random onsite potential h_j uniformly distributed on $[-W, W]$. We set the bare hopping to $t = 1$. When $U = 2$, this model is Jordan-Wigner equivalent to the random-field Heisenberg model. In Sec. III A we work in the single-particle sector; in the subsequent sections we work at half-filling.

The Hamiltonian (1) is non-Hermitian, with anhermiticity parametrized by the imaginary vector potential, or “tilt”, g . In an open chain the tilt g could be removed by a similarity transformation

$$S = e^{\sum_j g j n_j}. \quad (2)$$

In a ring, the imaginary flux cannot be removed by such a similarity transformation, and imaginary parts can appear in the energy eigenvalues of the system.

The imaginary eigenvalues are directly related to delocalization on the ring. For $g > 0$, the system prefers leftwards hopping, but if g is small one expects the system to remain localized. Localized orbitals cannot explore the entire ring, and therefore their energy eigenvalues remain real. At large g the preferential leftward hopping

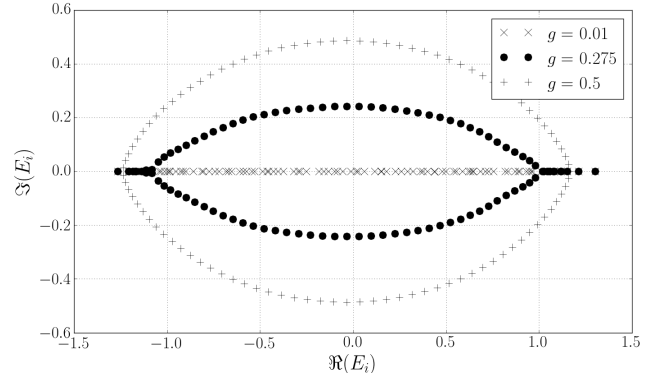


FIG. 1. **Eigenenergies for one particle** on a chain of $N = 100$ sites with disorder width $W = 1$ at three tilts g . For sufficiently strong gauge field the single-particle spectra form ellipses emerging from the band center.

dominates, and one expects the system to be delocalized. Orbitals that wrap around the ring necessarily develop an imaginary part to their energy. In the next section we explain how to precisely relate the tilt g at which imaginary parts appear to the localization length of orbitals.

III. CRITICAL TILT AND LOCALIZATION LENGTH: THE SINGLE-PARTICLE CASE

As the tilt in a ring increases, the Hamiltonian's eigenvalues develop imaginary parts. The point at which an eigenvalue develops an imaginary part is called an *exceptional point*. Consider the Hamiltonian of Eq. (1) on N sites with periodic boundary conditions, and take the single-particle case. When does the anhermiticity become important? At $g = 0$ its single-particle eigenstates are exponentially localized, and, therefore, cannot explore the flux penetrating the ring. An eigenstate $|n\rangle$ centered on some site j , for instance, can be asymptotically written as

$$|n\rangle \sim \sum_{j'} e^{-|j-j'|/\xi} |j'\rangle. \quad (3)$$

Through a similarity transformation as in Eq. (2), we can shift all of the imaginary vector potential to the far side of the system, away from $|n\rangle$'s center site j . The imaginary flux would then be shifted to $\bar{j} = j + N/2 \bmod N$, and the Hamiltonian would be

$$H = \sum_{j' \neq \bar{j}} [c_{j'}^\dagger c_{j'+1} + h.c.] + \sum_{j'} h_{j'}^z n_{j'} + e^{Ng} c_{\bar{j}}^\dagger c_{\bar{j}+1} + e^{-Ng} c_{\bar{j}+1}^\dagger c_{\bar{j}}. \quad (4)$$

The anhermiticity then becomes important when

$$1 \sim \langle n | e^{Ng} c_{\bar{j}+1}^\dagger c_{\bar{j}} | n \rangle \sim e^{N(g-\xi^{-1})} \quad (5)$$

or $g \sim \xi^{-1}$. This is a crucial insight: the tilt competes directly with the localization properties of individual eigenstates.

For $g > g_c$, the eigenstates with complex energy eigenvalues resemble a plane wave.²⁸ (Recall that we work in the single-particle sector.) Therefore these eigenstates have (complex) energy $\epsilon_k \approx \cos(k - ig)$ (recall $t = 1$) and are distributed on an ellipse

$$\left(\frac{\Re(\epsilon)}{\cosh g}\right)^2 + \left(\frac{\Im(\epsilon)}{\sinh g}\right)^2 = 1 \quad (6)$$

(cf Fig. 1).

For the Hamiltonian (1) in the single-particle sector, a heuristic relationship between the critical tilt g_c and the end-to-end Green's function of an open chain was established in Ref. 31. There it was shown that the critical tilt of a ring is

$$(e^{Ng_c} + e^{-Ng_c} - 2)^{-1} = \frac{\prod_{i=1}^N t_i}{\prod_{i=1}^N (E - \epsilon_i)} \quad (7)$$

with ϵ_i the spectrum of the ring (in the absence of a tilt), E the energy at which the first eigenvalue develops an imaginary part, and t_i are the hoppings between site i and $i + 1$ modulo N . The right-hand side of this relationship is suggestive: were the ϵ_i eigenvalues of the *open* chain at $g = 0$ and $g = g_c$ respectively, it would be closely related to the end-to-end Green's function of that open chain at energy E . Since the eigenvalues ϵ_i will, in fact, approach the eigenvalues of the open chain in the long-system, strong-disorder limit, this provides good intuition—but the connection is definitely not exact.

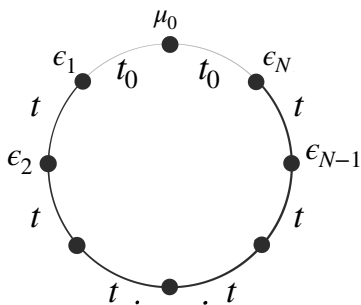


FIG. 2. **Lead setup for Sec. III A:** open chain (sites 1 through N with on-site chemical potentials $\epsilon_1 \dots \epsilon_N$ and uniform hopping amplitude t) together with lead site (chemical potential μ_0) connected to chain by a tunneling t_0 .

A precise relationship between the critical tilt of a ring and the inverse localization length of an open chain does exist; we work it out in this section. To expose the relationship we start with an open chain, and add a “lead”

site with some local potential μ_0 (cf. Fig. 2). The lead site is then connected weakly (with hopping $t_0 \ll 1$) to both the first and the last sites of the open chain. Next, we calculate the determinant of the resulting closed chain in terms of the open-chain eigenvalues. We then connect this determinant on the one hand to the end-to-end Green's function of the open chain, and hence to end-to-end eigenstate correlations; and on the other to the critical tilt. We ultimately find that for an appropriate choice of chemical potential μ_0 and tunneling strength t_0 ,

$$e^{-(N+1)g_c} \sim \langle n | c_N^\dagger c_1 | n \rangle \quad (8)$$

where $|n\rangle$ is an eigenstate selected by μ_0 of the open-chain Hamiltonian, while 1 and N are basis states on the first and last sites of the open chain.

Having established this relationship, we go on to generalize to generic lattice rings and to the many-particle (but noninteracting: $U = 0$) case.

A. Determinant formula for the closed chain with lead

Start with the Hamiltonian (1) in the $g = 0$, $U = 0$, open boundary conditions case—call it

$$H_{\text{open}}^{[1:N]} = t \sum_{j=1}^{N-1} [c_j^\dagger c_{j+1} + c_{j+1}^\dagger c_j] + \sum_{j=1}^N h_j n_j. \quad (9)$$

(We write $H_{\text{open}}^{[k:l]} = t \sum_{j=k}^{l-1} [c_j^\dagger c_{j+1} + c_{j+1}^\dagger c_j] + \sum_{j=k}^l h_j n_j$ for the Hamiltonian on sites k through l with open boundary conditions; we will have occasion to use not only $H_{\text{open}}^{[1:N]}$ but also $H_{\text{open}}^{[2:N]}$.)

Add a “lead” site with chemical potential μ_0 connected to both ends of the chain by a hopping amplitude t_0 :

$$H = H_{\text{open}}^{[1:N]} + \mu_0 n_0 + t_0 (c_0^\dagger c_1 + c_1^\dagger c_0) + t_0 (e^{(N+1)g} c_N^\dagger c_0 + e^{-(N+1)g} c_0^\dagger c_N). \quad (10)$$

Since the chain now has periodic boundary conditions, we can no longer gauge away the imaginary vector potential à la (2); it is convenient to work in a gauge in which all of the vector potential lives on the bond between the lead and site N . We ultimately plan to take $N \gg 1$ and $g \gtrsim 1$, so we can comfortably ignore the term $t_0 e^{-(N+1)g} c_0^\dagger c_N$.

For the purposes of finding a precise determinant formula, we take the lead to be *weakly* connected to the rest of the chain: $t_0 \ll t$. We will discuss relaxing this assumption below.

H then has matrix representation

$$EI - H(g) = \begin{bmatrix} E - \mu_0 & t_0 & & & \\ t_0 & E - \epsilon_1 & t & & \\ & t & E - \epsilon_2 & t & \\ & & t & E - \epsilon_3 & t \\ t_0 e^{(N+1)g} & & & t & E - \epsilon_4 \end{bmatrix} \quad (11)$$

and determinant

$$\begin{aligned} \det(EI - H(g)) &= (E - \mu_0) \det(EI - H_{\text{open}}) \\ &\quad - t_0^2 \det(EI - H_{\text{open}}^{[2:N]}) \\ &\quad + (-1)^{N+2} t_0^2 t^{N-1} e^{(N+1)g} \end{aligned} \quad (12)$$

(expanding in minors along the first column). Since we take t_0 small we can ignore the t_0^2 term compared to the $t_0^2 e^{gN}$ term. If we take E to be an eigenvalue of $H(g)$ this is

$$\begin{aligned} \det(EI - H_{\text{open}}^{[1:N]}) &= (-1)^N t^{N-1} (E - \mu_0)^{-1} t_0^2 e^{(N+1)g}. \end{aligned} \quad (13)$$

B. Open-chain Green's function

We can re-write the determinant in (13) in terms of the open-chain Green's function. This has $(1, N)$ matrix element

$$\begin{aligned} G_{1N}^{[1:N]}(E) &= [(EI - H_{\text{open}}^{[1:N]})^{-1}]_{1N} \\ &= \frac{[\text{adj}(EI - H_{\text{open}}^{[1:N]})]_{1N}}{\det(EI - H_{\text{open}}^{[1:N]})} \end{aligned} \quad (14)$$

for

$$G_{1N}^{[1:N]}(E) = (-1)^{N+1} [\det(EI - H_{\text{open}}^{[1:N]})]^{-1} t^{N-1}. \quad (15)$$

With this relation (13) becomes

$$(G_{1N}^{[1:N]})^{-1} = -(E - \mu_0)^{-1} t_0^2 e^{(N+1)g}. \quad (16)$$

We can extract the tunneling probability for an eigenstate $|\alpha\rangle$ of $H_{\text{open}}^{[1:N]}$ from the Green's function

$$\langle 1|\alpha\rangle \langle \alpha|N\rangle = (E - E_\alpha) G_{1N}^{[1:N]}(E) \quad (17)$$

by identifying poles, so Eq. (16) is

$$e^{-(N+1)g} = \langle 1|\alpha\rangle \langle \alpha|N\rangle (E_\alpha - E)^{-1} (E - \mu_0)^{-1} t_0^2. \quad (18)$$

C. Critical tilt g_c

Eq. 18 has three free parameters: μ_0 , t_0 , and g . E is not a (continuously tunable) parameter: it is fixed by μ_0, t_0, g , since it is an eigenvalue of the non-Hermitian

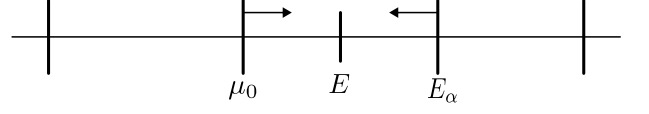


FIG. 3. **Sketch of the lead spectrum** as in Sec. III C: E_α is a level of the open chain, μ_0 the chemical potential of the lead, and E the energy at which we measure the Green's function. Unlabeled vertical lines are other eigenenergies of the open chain.

Hamiltonian with lead site. But we can choose these parameters to strongly constrain the non-Hermitian eigenvalue E , and hence relate g_c , the tilt at which eigenstate α coalesces with the lead state and develops an imaginary part, to $\langle 1|\alpha\rangle \langle \alpha|N\rangle$.

Suppose we wish to probe the eigenstate α of $H_{\text{open}}^{[1:N]}$. Then choose

$$\begin{aligned} 0 < E_\alpha - \mu_0 &\ll \text{typical level spacing}, \\ t_0 &= \frac{1}{2}(E_\alpha - \mu_0) \end{aligned} \quad (19)$$

(cf Fig. 3). Because the open chain is localized, the lead's occupied state will not hybridize substantially with any of the chain's levels in the Hermitian chain. But as we increase g , the lead state and the chain level n will start to hybridize, and the energy of the lead site and of state n will approach each other. When they coalesce, which they will do at a value $E \simeq \frac{1}{2}(\mu_0 + E_n)$, both levels will develop imaginary parts. Because $E_\alpha - \mu_0 \ll$ typical level spacing, we expect this to be the first pair to coalesce. With

$$\gamma \equiv \frac{t_0^2}{(E_\alpha - E)(E - \mu_0)} \simeq 1 \quad (20)$$

(where the estimate follows from our premeditated choice of t_0), Eq. 18 will become

$$\begin{aligned} g_c &= \frac{1}{N+1} \ln \left[\gamma \langle \alpha | c_1^\dagger c_N | \alpha \rangle \right] \\ &= \xi_\alpha^{-1} + \frac{\ln \gamma}{N+1} \simeq \xi_\alpha^{-1} \end{aligned} \quad (21)$$

where we define an eigenstate localization length $\xi_n^{-1} \equiv \ln \langle \alpha | c_1^\dagger c_N | \alpha \rangle$.

We show g_c and ξ_α for eigenstate $\alpha = 20$ of a chain with $N = 40$ with 1000 disorder realizations in Fig. 4, and see good agreement. We first diagonalize the open chain; we then take $\mu_0 = E_{20} - 0.01h/L$ and $t = 0.005h/L$, in accordance with Eq. (19), and find g_c in the resulting closed chain. The variation comes from γ : E is not always exactly $E = \frac{1}{2}(E_\alpha + \mu_0)$.

D. Closed chain without lead

Even though the chain with lead has periodic boundary conditions, in the sense that there are exactly two paths

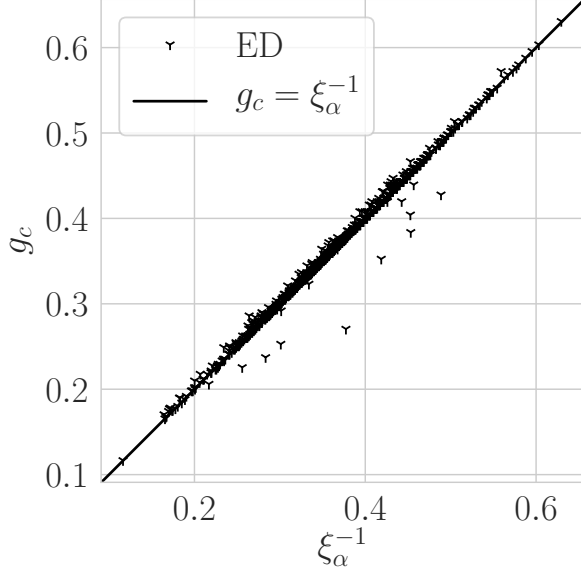


FIG. 4. **Critical tilt g_c against inverse localization length ξ_α^{-1}** via exact diagonalization for 1000 disorder realizations of (10) at system size $N = 40$ and lead parameters as in Eq. (19). (We consider eigenstate $\alpha = 20$ of each realization.) This confirms our analytical relationship (21).

between any two sites, it is not obvious that the results of Sec. III C will carry over to ordinary chains with periodic boundary conditions. Eq. 21, which connects g_c and ξ_α for some eigenstate, requires a carefully fine-tuned lead site. Can we do better? Can we take a generic lead site—that is, a straightforward periodic chain?

If we are willing to relax our demands for rigor, we can make some estimates. Take the Hamiltonian (1) with periodic boundary conditions acting on one particle. Single out one arbitrary site for treatment as the “lead”, and return to (12). Once again take E to be an eigenvalue of the non-Hermitian Hamiltonian $H(g)$, so (12) becomes

$$0 = (E - \mu_0) \det(EI - H_{\text{open}}^{[1:N]}) - t_0^2 \det(EI - H_{\text{open}}^{[2:N]}) + (-1)^{N+1} t_0^2 t^{N-1} e^{(N+1)g}. \quad (22)$$

Take $t_0 = t$ —the supposed lead site is just a normal lattice site, after all—and write the determinants in terms of the $(1, N)$ components of the Green’s functions $G^{[1:N]}, G^{[2:N]}$ of $H_{\text{open}}^{[1:N]}, H_{\text{open}}^{[2:N]}$. This becomes

$$0 = (E - \mu_0) \langle 1 | G^{[1:N]} | N \rangle^{-1} + t \langle 2 | G^{[2:N]} | N \rangle^{-1} + e^{(N+1)g}. \quad (23)$$

Now work at g_c . Once again write E_α for the eigenvalue nearest μ_0 ; even though t_0 is no longer small, we expect

$$E - \mu_0 \sim E_\alpha - E \sim \frac{1}{2}(E_\alpha - \mu) \sim \frac{1}{\sqrt{L}} \ll 1, \quad (24)$$

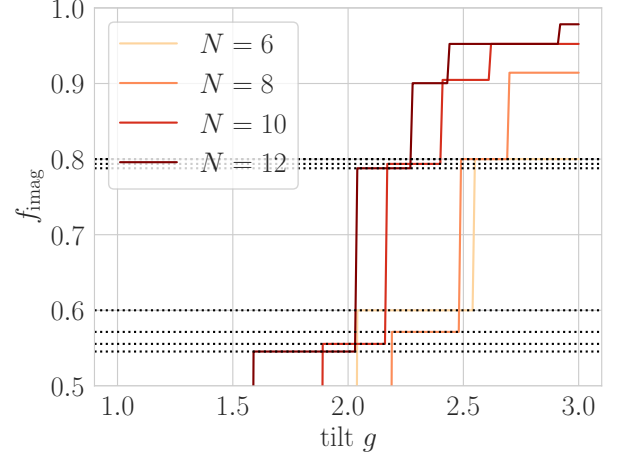


FIG. 5. **Emergence of imaginary part of energy with increasing tilt g .** y axis is fraction of eigenvalues having imaginary component for one realization of (1) at interaction strength $U = 0$, disorder width $W = 7$, and system size N as indicated. Dotted lines show our analytical results (28), (29) for the first few bifurcations.

so we can ignore the $G^{[1:N]}$ term. If we assume

$$\langle 2 | G^{[2:N]} | N \rangle^{-1} \sim e^{-(N-1)\xi^{-1}} \quad (25)$$

then

$$g_c \sim \xi_\alpha^{-1}. \quad (26)$$

IV. MANY-PARTICLE CASE AND INTERACTION BROADENING

A. Many-particle non-interacting case

Now let the same Hamiltonian (1) act on many particles—in fact on the half-filling sector—but take it to be noninteracting ($U = 0$). Its eigenstates will be Slater determinants $\prod_{\alpha \in A} c_\alpha^\dagger |0\rangle$ with eigenvalues $E_A = \sum_{\alpha \in A} E_\alpha$. When two single-particle states pass through an exceptional point, developing imaginary parts to their energies, they therefore take with them a whole class of many-particle states.

To quantify this effect consider first increasing g through g_c , the tilt at which the first two single-particle states go through an exceptional point. (In the example above, of an open chain with a lead site, these will be the lead site and the open-chain level n .) Call those two states α_1 and α_2 , and occupy a set A of additional levels, not including α_1, α_2 , with more particles. Since the energy difference of the many body state is the same as that of the delocalizing orbitals,

$$E_{\alpha_1 A}(g) - E_{\alpha_2 A}(g) = E_{\alpha_1}(g) - E_{\alpha_2}(g) \quad (27)$$

every such set gives a pair of levels that coalesce at g_c .

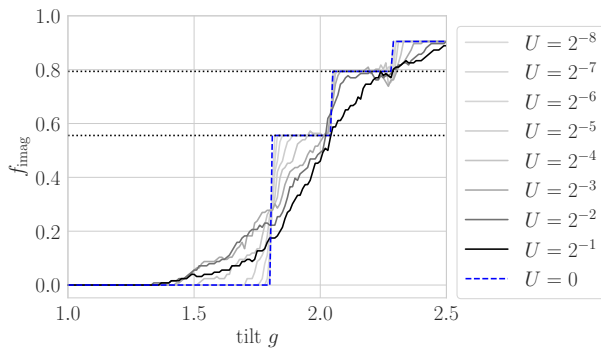


FIG. 6. **Effect of weak interaction on emergence of imaginary parts of energy.** y axis is fraction of eigenvalues having imaginary component for one realization of (1) at disorder width $W = 8$, system size $N = 10$, and interaction strength U as indicated. Dotted lines again show the analytical results (28), (29). In the MBL phase ($U = 1$, $W = 8$) interactions smear out the discrete steps characteristic of the noninteracting case, which result from coalescence of single-particle eigenstates.

As we tune g through g_c , then, all

$$n_1 = 2 \cdot \binom{N-2}{N/2-1} \quad (28)$$

levels with either α_1 or α_2 occupied will coalesce with the states with α_2 and α_1 occupation switched. (Recall that we assume a half filled system with an even number N of sites.) These states will re-emerge with imaginary parts, simply because the energies are the sum of the single-particle energies E_α . (Note that if both α_1 and α_2 are occupied the resulting energy is real, because $E_{\alpha_2} = E_{\alpha_1}^*$.)

Consider now increasing g through the tilt at which the second pair of single-particle eigenstates passes through an exceptional point. At this tilt

$$n_2 = 2 \cdot \binom{N-4}{N/2-1} + 2 \cdot \binom{N-4}{N/2-3} = 4 \cdot \binom{N-4}{N/2-1} \quad (29)$$

eigenstates will develop imaginary parts (these two expressions have α_1 and α_2 either fully occupied or fully unoccupied).

Fig. 5 shows the fraction of eigenenergies that develop a complex eigenenergy as a function of disorder for a particular disorder and no interactions.

B. Many-particle interacting case

Turn now to the interacting case, and consider disorder strong enough that the Hamiltonian (1) is fully localized for $0 \leq U \leq 1$, $g = 0$. In terms of ℓ -bits that interacting

Hamiltonian is

$$H = \sum_j E_j \tilde{n}_j + \sum_{jk} J_{jk}^{(2)} \tilde{n}_j \tilde{n}_k + \sum_{j_1 j_2 j_3} J_{j_1 j_2 j_3}^{(3)} \tilde{n}_{j_1} \tilde{n}_{j_2} \tilde{n}_{j_3} + \dots \quad (30)$$

In the single-particle sector this reduces to $H(g) = \sum_\alpha E_\alpha n_\alpha(g)$.

One can imagine running the same procedure as in the previous part. As one increases g , the single-particle eigenvalues develop imaginary parts—but this cannot lead to simultaneous coalescence of many eigenvalues. The interaction terms $\sum_{\alpha\beta} J_{\alpha\beta}^{(2)} \tilde{n}_\alpha \tilde{n}_\beta + \dots$ mean that now

$$E_{\alpha_1 A}(g) - E_{\alpha_2 A}(g) \neq E_{\alpha_1} - E_{\alpha_2}, \quad (31)$$

in contrast to (27), in which the energy difference was independent of the additional orbitals A . The ℓ -bit interactions of Eq. (30) therefore smooth the sharp step-like coalescence of many body states; the degree of this smoothing probes the strength of those interactions.

V. PHASE DIAGRAM OF THE RANDOM-FIELD XXZ MODEL

In this section we make use of the relationship $g_c \sim \xi^{-1}$ to probe the phase diagram of the model (1) using the critical tilt. We show that it is consistent with previous studies.

A. Fixed interaction

Considering the critical tilt g_c for each eigenstate gives us the localization length as a function of energy. We measure $g_{c;r\alpha}$ for each eigenstate j of each disorder realization r with precision 0.05; we then average before inverting to estimate a localization length:

$$\xi_j := [\bar{g}_c]^{-1} = \left[\frac{1}{N_{\text{realizations}}} \sum_{\text{realizations } r} g_{c;rj} \right]^{-1}. \quad (32)$$

In Fig. 7 we show ξ_j as a function of eigenstate fraction $j \binom{N}{N/2}^{-1}$. We mark

$$\xi_j = cL \quad (33)$$

with c chosen via finite-size scaling; this gives a heuristic estimate of the phase transition.

The resulting phase diagram is broadly consistent with that of 17. We see an apparent mobility edge for $1 \lesssim W \lesssim 4$, as well as full localization (per our criterion (33)) for $W_c \simeq 4$. (Our critical disorder is different because we

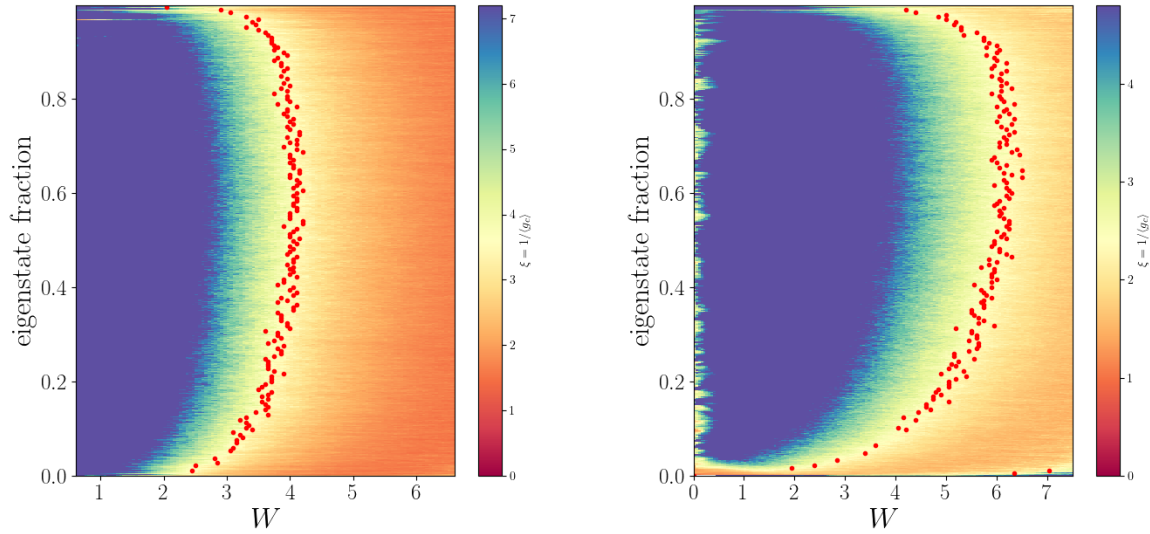


FIG. 7. **Phase diagram of the disordered, interacting Hamiltonian** (1) at system size $N = 12$, interaction strength $U = 1$ (left) and $U = 3$ (right), half filling, extracted from critical tilts. The color scale is $\xi \equiv [\bar{g}_c]^{-1}$; we show it as a function of disorder width W and eigenstate fraction with eigenstates sorted from lowest to highest. See Fig. 11 for localization length as a function of energy. Red dots indicate $\xi = 0.3N$ ($U = 1$, left) or $\xi = 0.2N$ ($U = 3$, right), which is consistent with the crossing in the scaling collapse of Fig. 8. Compare to 17 Fig. 1; see Fig. 11 for the same data plotted against energy.

work at a different interaction strength.) We also see a slight asymmetry in $\Re E \leftrightarrow -\Re E$, again consistent with 17.

Finite-size scaling gives a better estimate for W_c , as well as an estimate for the correlation length exponent ν . In addition to averaging over disorder realizations, we average over 10 eigenstates $n_0 = 0.5(\frac{N}{2})$ through $n_0 + 9 = 0.5(\frac{N}{2}) + 9$ near the middle of the spectrum:

$$\xi = [\bar{g}_c]^{-1} = \left[\frac{1}{10N_{\text{realizations}}} \sum_{\text{realizations } r} \sum_{j=n_0}^{n_0+9} g_{c;rj} \right]^{-1}. \quad (34)$$

This gives cleaner statistics, but does not appreciably change the scaling parameters we extract. By seeking a scaling collapse (Fig. 8—cf App. C), we find $W_c \approx 4$ and $\nu \approx 1$. Our system sizes are very small, so we do not claim this scaling collapse reflects the ultimate large-system properties of the transition. Nevertheless, even at these small sizes our collapse is not consistent with the result of Hamazaki et al., who find a correlation-length exponent $\nu = \frac{1}{2}$.³⁹

Like us, Ref. 39, Hamazaki et al., investigates a PT-breaking transition in a localized many-body system, with a finite non-Hermitian tilt. Our measurements, however, differ from those of Ref. 39 both ontologically and operationally. Ontologically, Hamazaki et al., treat the non-Hermitian Hamiltonians as objects of study in their own right. They fix $g \neq 0$ and look for a phase tran-

sition as a function of disorder width, W . We, by contrast, use non-Hermitian Hamiltonians as indicators of the properties of the underlying $g = 0$ Hermitian Hamiltonian. Particularly, we are seeking to explore the properties of the delocalization transition of the $g = 0$ system, and our scaling plots refer to the $g = 0$ transition only. The $g = 0$ transition could well have different universal properties than the $g > 0$ disorder-tuned transition that Ref. 39 is studying. Less importantly, operationally, Ref. 39 measures the fraction of eigenvalues with imaginary parts, whereas we measure the critical tilt for *each* eigenvalue and average.

B. Re-entrance in interaction strength

Now fix the disorder width at $W = 2$ and vary the interaction strength U . (We show the resulting localization lengths in Fig. 10.) At $U = 0$, the system is Anderson localized; as U increases we see the system delocalize (except near the band edges). But for $U \gtrsim 3$ the system appears to localize once again.

This is a priori surprising. In a naïve picture of Anderson localization with interaction added perturbatively, we would expect the Anderson eigenstates to more strongly dephase and delocalize as we increase U ; in the more sophisticated avalanche picture, we would expect increasing interactions to increase the initial density of thermalized “bare spots”.

But this reentrance is consistent with the work of Bera et al.⁴³ They study the random-field XXZ model, as

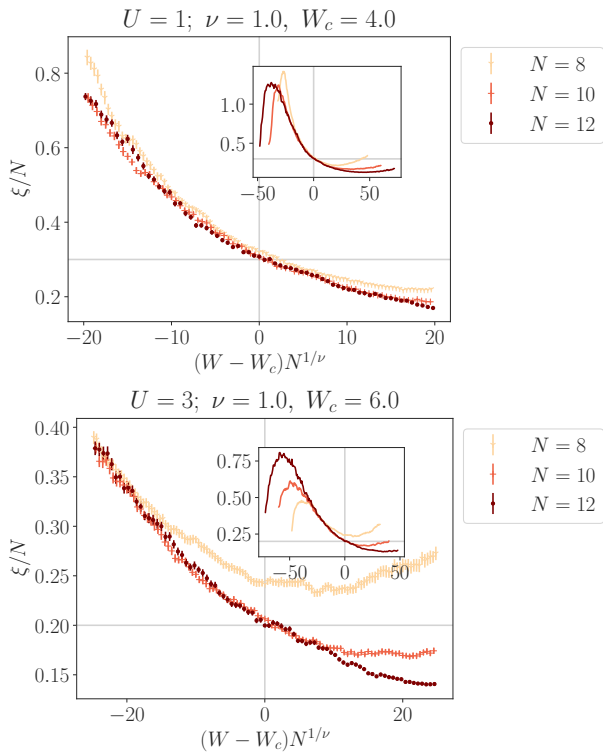


FIG. 8. **Finite-size scaling collapse** for the localization length $\xi = [\bar{g}_c]^{-1}$ at interaction strength $U = 1$ (**top**) and $U = 3$ (**bottom**) with critical disorder width $W_c = 4$ and correlation-length exponent $\nu = 1$. We average over 10 eigenstates near the middle of the spectrum. We find a crossing at $\xi = 0.3N$ and $\xi = 0.2N$ (where N is system size) for $U = 1$ and $U = 3$, respectively. The grey horizontal lines indicate those crossings. We show putative scaling collapse for different W_c, ν in Appendix C. These scalings result from the average of 99 ($U = 1$) or 98 ($U = 3$) disorder realizations. Errorbars come from nonparametric bootstrap.

we do; they characterize MBL by probing the extent to which eigenstates of the many-body interacting Hamiltonian can be approximated by Slater determinants of single-particle states. They find (in their Fig. 1b) a reentrance in interaction very similar to ours.

VI. CONCLUSION

In this manuscript we showed that an imaginary vector potential can provide direct access to localization lengths of noninteracting as well interacting localized systems. The crucial quantity is the “critical tilt”, i.e., the vector potential at which an eigenenergy develops an imaginary part. We argue that the critical tilt measures the localization length of the underlying Hermitian system. We show this explicitly for the non-interacting limit with a lead site connecting the two ends of an open system. Importantly, we show that the localization length of an open disordered chain is given directly by the critical tilt (or critical imaginary flux per bond) of a ring made of the

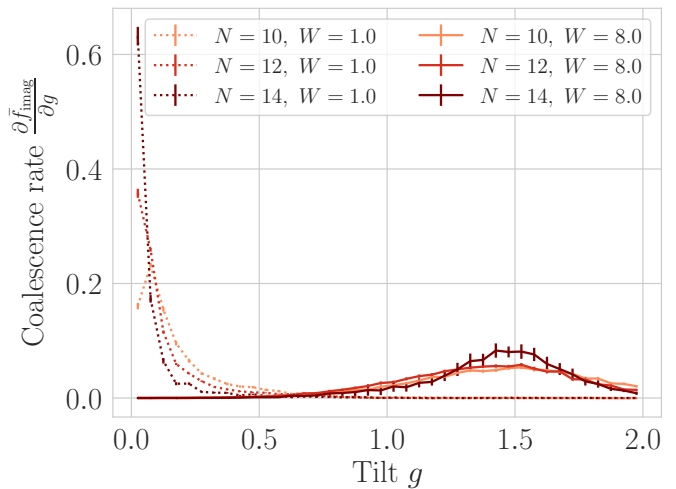


FIG. 9. **Distribution of coalescence points:** rate of change $\frac{\partial \bar{f}_{\text{imag}}}{\partial g}$ of fraction of eigenenergies having imaginary parts as a function of g for interaction strength $U = 1$ and disorder width $W = 1$ (dots), $W = 8$ (solid). The average is over $N_{\text{realizations}} = 100$ disorder realizations for $N = 10, 12$ sites and $N_{\text{realizations}} = 10$ disorder realizations for $N = 14$ sites; errorbars are $\frac{1}{\sqrt{N_{\text{realizations}}}} \text{std} \frac{\partial \bar{f}_{\text{imag}}}{\partial g}$. In the ETH phase ($W = 1$) the distribution is peaked near $g = 0$; in MBL phase ($W = 8$) it is peaked at some finite $g_{\text{max}} \sim g_c$. This disorder average does not display a critical g_c , because for any g there will be disorder realizations with critical $g_c < g$. The behavior of $\left. \frac{\partial \bar{f}_{\text{imag}}}{\partial g} \right|_{\text{MBL}}$ near $g = 0$ therefore indirectly probes rare “quasi-thermal” disorder realizations. This provides a diagnostic for the unrenormalized parameters of the avalanche picture^{19–22}.

open chain plus a tunneling site. We then argue that the connection remains for ordinary periodic boundary conditions, and that interactions cause a “broadening” in the appearance of imaginary eigenvalues. Finally, we use the correspondence to extract the localization length most relevant for transport properties in interacting, many-body localized, systems.

By using the critical tilt to measure localization length, we study the MBL transition. We find re-entrance in the interaction strength U , which is a priori surprising but consistent with prior work⁴³, and with the MBL transition found by Giudici et al.⁴² in $U(1)$ lattice gauge theories, where 1D Coulomb interactions cooperate with disorder to localize the system, rather than competing. We also find a critical exponent $\nu \approx 1$, in agreement with other studies of the critical length exponent.

Our work has finite overlap with the work by Hamazaki et al.³⁹, which studies directly the disorder-tuned PT breaking transition of a disordered system with a finite tilt. We emphasize the difference between our works: We are seeking to characterize the tilt-free MBL transition, whereas Ref. 39 studies the finite tilt transition and obtain a critical length exponent of $\nu = 1/2$. Indeed, our results suggest that the two transitions—finite tilt and

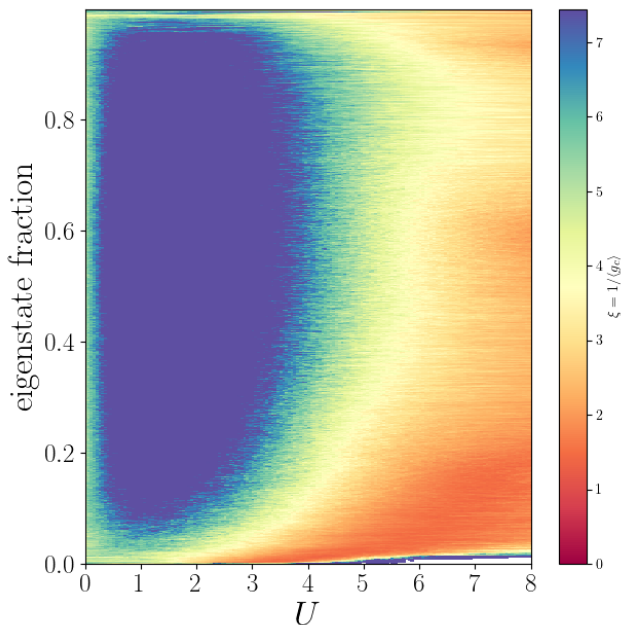


FIG. 10. **Re-entrance of the localized phase as a function of interaction strength:** Localization length (extracted from critical tilt, $\xi = [\bar{g}_c]^{-1}$) as a function of eigenstate fraction and interaction strength U for $N = 12$ -site disordered chains with width $W = 2$, at half-filling. See Fig. 10 for localization length as a function of energy. There is an intermediate delocalized regime between $U \approx 0.5 - 4$. Strong repulsion in the large U limit freezes the system⁴¹; cf the work of Giudici et al. on lattice gauge theories, in which confinement plays a similar role⁴². The low-energy delocalized regime for $U \gg 1$ may be related to the model’s quantum phase transition at the isotropic point $U = 2$. See Fig. 12 for the same data plotted against energy.

zero-tilt—are in different universality classes, as we confirm earlier observations on finite systems of $\nu = 1$ at the transition. This raises the possibility that the non-Hermitian system could provide differentiation between the different length scales explored, e.g., in Ref. 24.

Our per-eigenstate critical tilt measures the localization length of each eigenstate. It could be recast as the critical tilt in each energy window, $[E, E + \delta E)$, as is done in Figs. 11 and 12 in App. B. This is in some sense the MBL-side mirror image of the slow thermalization rates measured by Pancotti et al.⁴⁴ on the ETH side of the transition. Pancotti et al. characterize the distribution of operator decay rates of the most nearly conserved local operators in terms of extreme value statistics; these anomalously slow decay rates probe the *least thermal* states on the ETH side of the MBL transition—those states that take the longest to decay to equilibrium. As disorder increases they find a crossover from tight Gumbel statistics to heavy-tailed Fréchet statistics. Measuring critical tilt in an energy window, by contrast,

would measure the localization lengths of the *least localized* states on the MBL side of the transition. It would be interesting to characterize the distribution of g_c across disorder realizations in terms of extreme value statistics. This would be the subject of future work.

It is also interesting to consider the critical tilt in light of the avalanche picture of De Roeck et al.^{19–22}. In the avalanche narrative, one adds interactions to an Anderson insulator via a quasi-perturbative RG scheme; regions where interactions cannot be treated perturbatively are treated as thermal inclusions. They take the microscopic system to be parametrized by two parameters, an Anderson localization length and a density of these initial thermal inclusions. This is the basis for the RG picture in Ref. 23. In this picture it is not enough to consider the critical g_c in some energy window: this corresponds (we expect) to the localization length of the *least localized* eigenstate. But a single delocalized eigenstate should not be enough to destabilize a surrounding localized region. Rather, one needs a finite fraction of eigenstates to be delocalized. In this picture $g_{\text{finite-frac}}$ (for systems of some fixed size N) corresponds to the localization length that is the key variable in the avalanche picture RG flow; in principle, computing $g_{\text{finite-frac}}$ as a function of system size will allow one to probe the flow of that variable, providing a sensitive test of the avalanche picture. Because—for open boundary conditions—eigenstates of the tilted system are gauge-equivalent to eigenstates of the underlying Hermitian system, tensor network techniques^{9,45–49} may give access to these quantities for large systems.

The finite-fraction tilt $g_{\text{finite-frac}}$ will also probe the unrenormalized “bare spot” probability: that is, the probability that a subsystem will be thermal. Recall (Fig. 9) that the distribution of g_c extends all the way to zero, even for large disorder width. This is because some (anomalous) disorder realizations have eigenstates stretching across the system. If a particular disorder width has small $g_{\text{finite-frac}}$, it is effectively thermal—that is, it is a “bare spot”, in the language of the avalanche picture. More careful measurements of the distribution of g_c , and the analogous distribution for $g_{\text{finite-frac}}$, at small system size will therefore also characterize the unrenormalized, microscopic inputs into the avalanche picture.

ACKNOWLEDGMENTS

We thank Bernd Rosenow, Sarang Gopalakrishnan, and Vadim Oganesyan for many helpful conversations.

GR is grateful for funding from NSF grant 1839271 as well as to the Simons Foundation, the Packard Foundation, and the IQIM, an NSF frontier center partially funded by the Gordon and Betty Moore Foundation. The authors thank FAU Erlangen-Nürnberg’s Prof. Dr. Kai P. Schmidt for setting up and accompanying the team of researchers involved in this work. We gratefully acknowledge funding received by the German Academic Exchange Service. This work is partially supported by

the U.S. Department of Energy (DOE), Office of Science, Office of Advanced Scientific Computing Research

(ASCR) Quantum Computing Application Teams program, under fieldwork proposal number ERKJ347.

- ¹ D. M. Basko, I. L. Aleiner, and B. L. Altshuler, *Annals of Physics* **321**, 1126 (2006).
- ² V. Oganesyan and D. A. Huse, *Physical Review B* **75**, 155111 (2007), arXiv: cond-mat/0610854.
- ³ A. Pal and D. A. Huse, *Physical Review B* **82** (2010), 10.1103/PhysRevB.82.174411.
- ⁴ M. Serbyn, Z. Papi, and D. A. Abanin, *Physical Review Letters* **111**, 127201 (2013).
- ⁵ D. A. Huse and V. Oganesyan, *Physical Review B* **90**, 174202 (2014), arXiv: 1305.4915.
- ⁶ D. A. Huse, R. Nandkishore, and V. Oganesyan, *Phys. Rev. B* **90**, 174202 (2014), arXiv:1305.4915 [cond-mat.dis-nn].
- ⁷ V. Ros, M. Mller, and A. Scardicchio, *Nuclear Physics B* **891**, 420 (2015).
- ⁸ A. Chandran, I. H. Kim, G. Vidal, and D. A. Abanin, *Physical Review B* **91**, 085425 (2015).
- ⁹ V. Khemani, F. Pollmann, and S. Sondhi, *Physical Review Letters* **116**, 247204 (2016).
- ¹⁰ T. E. O'Brien, D. A. Abanin, G. Vidal, and Z. Papi, *Physical Review B* **94**, 144208 (2016).
- ¹¹ D. Pekker, B. K. Clark, V. Oganesyan, and G. Refael, *Physical Review Letters* **119**, 075701 (2017).
- ¹² R. Vosk, D. A. Huse, and E. Altman, *Physical Review X* **5**, 031032 (2015).
- ¹³ A. C. Potter, R. Vasseur, and S. Parameswaran, *Physical Review X* **5**, 031033 (2015).
- ¹⁴ L. Zhang, B. Zhao, T. Devakul, and D. A. Huse, *Physical Review B* **93**, 224201 (2016), arXiv: 1603.02296.
- ¹⁵ A. Goremykina, R. Vasseur, and M. Serbyn, arXiv:1807.04285 [cond-mat] (2018), arXiv: 1807.04285.
- ¹⁶ V. Khemani, S. Lim, D. Sheng, and D. A. Huse, *Physical Review X* **7**, 021013 (2017).
- ¹⁷ D. J. Luitz, N. Laflorencie, and F. Alet, *Phys. Rev. B* **91**, 081103 (2015).
- ¹⁸ J. A. Kjll, J. H. Bardarson, and F. Pollmann, *Physical Review Letters* **113**, 107204 (2014).
- ¹⁹ T. Thiery, M. Mller, and W. De Roeck, arXiv:1711.09880 [cond-mat] (2017), arXiv: 1711.09880.
- ²⁰ W. De Roeck and F. Huveneers, *Physical Review B* **95** (2017), 10.1103/PhysRevB.95.155129, arXiv: 1608.01815.
- ²¹ D. J. Luitz, F. Huveneers, and W. de Roeck, *Physical Review Letters* **119** (2017), 10.1103/PhysRevLett.119.150602, arXiv: 1705.10807.
- ²² T. Thiery, F. Huveneers, M. Mller, and W. De Roeck, *Physical Review Letters* **121** (2018), 10.1103/PhysRevLett.121.140601, arXiv: 1706.09338.
- ²³ A. Morningstar and D. A. Huse, arXiv:1903.02001 [cond-mat] (2019), arXiv: 1903.02001.
- ²⁴ V. K. Varma, A. Raj, S. Gopalakrishnan, V. Oganesyan, and D. Pekker, *Phys. Rev. B* **100**, 115136 (2019), arXiv:1901.02902 [cond-mat.str-el].
- ²⁵ A. K. Kulshreshtha, A. Pal, T. B. Wahl, and S. H. Simon, *Phys. Rev. B* **98**, 184201 (2018), arXiv:1707.05362 [cond-mat.dis-nn].
- ²⁶ P. Peng, Z. Li, H. Yan, K. X. Wei, and P. Cappellaro, *Phys. Rev. B* **100**, 214203 (2019), arXiv:1901.00034 [cond-mat.dis-nn].
- ²⁷ N. Hatano and D. R. Nelson, *Physical Review Letters* **77**, 570 (1996), arXiv: cond-mat/9603165.
- ²⁸ N. Hatano and D. R. Nelson, *Physical Review B* **56**, 8651 (1997), arXiv: cond-mat/9705290.
- ²⁹ W. Hofstetter, I. Affleck, D. R. Nelson, and U. Schollwoeck, *Europhysics Letters (EPL)* **66**, 178 (2004), arXiv: cond-mat/0305543.
- ³⁰ I. Affleck, W. Hofstetter, D. R. Nelson, and U. Schollwoeck, *Journal of Statistical Mechanics: Theory and Experiment* **2004**, P10003 (2004), arXiv: cond-mat/0408478.
- ³¹ N. M. Shnerb and D. R. Nelson, *Physical Review Letters* **80**, 5172 (1998), arXiv: cond-mat/9801111.
- ³² P. W. Brouwer, P. G. Silvestrov, and C. W. J. Beenakker, *Physical Review B* **56**, R4333 (1997), arXiv: cond-mat/9705186.
- ³³ E. Brezin and A. Zee, *Nuclear Physics B* **509**, 599 (1998), arXiv: cond-mat/9708029.
- ³⁴ J. Feinberg and A. Zee, *Physical Review E* **59**, 6433 (1999), arXiv: cond-mat/9706218.
- ³⁵ J. Feinberg and A. Zee, *Nuclear Physics B* **552**, 599 (1999), arXiv: cond-mat/9710040.
- ³⁶ A. V. Kolesnikov and K. B. Efetov, *Physical Review Letters* **84**, 5600 (2000), arXiv: cond-mat/0001263.
- ³⁷ J. Heinrichs, *Physical Review B* **63** (2001), 10.1103/PhysRevB.63.165108.
- ³⁸ J. Heinrichs, arXiv:cond-mat/0106438 (2001), arXiv: cond-mat/0106438.
- ³⁹ R. Hamazaki, K. Kawabata, and M. Ueda, arXiv:1811.11319 [cond-mat, physics:quant-ph] (2018), arXiv: 1811.11319.
- ⁴⁰ A. Panda and S. Banerjee, arXiv:1904.04270 [cond-mat] (2019), arXiv: 1904.04270.
- ⁴¹ K. I. Seetharam, P. Titum, M. Kolodrubetz, and G. Refael, *Physical Review B* **97** (2018), 10.1103/PhysRevB.97.014311, arXiv: 1710.09843.
- ⁴² G. Giudici, F. M. Surace, J. E. Ebot, A. Scardicchio, and M. Dalmonte, arXiv:1912.09403 [cond-mat] (2019), arXiv: 1912.09403.
- ⁴³ S. Bera, H. Schomerus, F. Heidrich-Meisner, and J. H. Bardarson, *Physical Review Letters* **115** (2015), 10.1103/PhysRevLett.115.046603, arXiv: 1503.06147.
- ⁴⁴ N. Pancotti, M. Knap, D. A. Huse, J. I. Cirac, and M. C. Bauls, *Physical Review B* **97**, 094206 (2018), arXiv: 1710.03242.
- ⁴⁵ F. Pollmann, V. Khemani, J. I. Cirac, and S. L. Sondhi, *Physical Review B* **94**, 041116 (2016).
- ⁴⁶ T. B. Wahl, A. Pal, and S. H. Simon, *Physical Review X* **7**, 021018 (2017).
- ⁴⁷ X. Yu, D. Pekker, and B. K. Clark, *Physical Review Letters* **118**, 017201 (2017).
- ⁴⁸ T. Devakul, V. Khemani, F. Pollmann, D. A. Huse, and S. L. Sondhi, *Philosophical Transactions of the Royal Society A: Mathematical, Physical and Engineering Sciences* **375**, 20160431 (2017).
- ⁴⁹ A. Chandran, J. Carrasquilla, I. H. Kim, D. A. Abanin, and G. Vidal, *Physical Review B* **92**, 024201 (2015).

⁵⁰ C. Dasgupta and S.-k. Ma, Phys. Rev. B **22**, 1305 (1980).

Appendix A: Jordan-Wigner transform

For convenience we note that the Hamiltonian (1) has Jordan-Wigner transform

$$H = t \sum_j [e^g c_j^\dagger c_{j+1} + e^{-g} c_{j+1}^\dagger c_j] + U \sum_j n_j n_{j+1} + \sum_j h_j n_j \quad (\text{A1})$$

$$= t \sum_j [e^g S_j^+ S_{j+1}^- + e^{-g} S_{j+1}^+ S_j^-] + U \sum_j S_j^z S_{j+1}^z + \sum_j h_j n_j \quad (\text{A2})$$

$$\propto t \sum_j \frac{1}{2} [e^g S_j^+ S_{j+1}^- + e^{-g} S_{j+1}^+ S_j^-] + \frac{1}{2} U \sum_j S_j^z S_{j+1}^z + \sum_j \frac{1}{2} h_j S_j^z \quad (\text{A3})$$

which in the $g = 0$ case reduces to

$$H \propto \sum_j \left[t(S_j^x S_{j+1}^x + S_j^y S_{j+1}^y) + \frac{U}{2} S_j^z S_{j+1}^z \right] + \sum_j \frac{h_j}{2} S_j^z \quad (\text{A4})$$

(hence the choice of factors of 2).

Appendix B: Phase diagrams as a function of energy

In Fig. 7 we plotted the localization length ξ (extracted from the tilt) as a function of disorder width and the “eigenstate fraction”—where in the sorted list of eigenstates a particular eigenstate falls. In Figs 11, 12 we plot the localization length ξ as a function of energy (normalized by the bandwidth of each disorder realization). To be more precise, we

1. average the energies for eigenstate $\alpha \in 1 \dots (\frac{N}{N/2})$ (at fixed disorder width W and interaction strength), and

2. average the critical tilt g_c for eigenstate α and extract the localization length.

We plot the localization length (averaged in this sense) against the disorder width W or interaction strength U and the energy (averaged in this sense).

This changes the shape of the phase diagram, because the density of states is heuristically

$$\rho(E) \propto \frac{1}{\sigma \sqrt{2\pi N}} e^{-E^2/2\sigma^2 \sqrt{N}}, \quad \sigma \sim \sqrt{N(t^2 + W_c^2)} \quad (\text{B1})$$

(before bandwidth normalization).

The rescaling highlights certain “glitches” (e.g. in Fig. 11 near $\Re(E) \approx 0.9$ [bandwidth]). These also appear in Fig 7 but they are almost imperceptible because they only span one or two states.

We suspect that the glitches result from the presence or absence of resonances in the particular disorder realizations we use. At very low or very high energy density, eigenenergies are widely spaced, so interactions are less likely to link subsystems and cause them to dephase each other. This is why the system is (at finite size) more localized near the edge of the spectrum. But if—due to the vagaries of a particular disorder realization—two subsystems have eigenenergies near the edge of the spectrum that line up, or disagree more than usual, they will be anomalously delocalized or localized.

These edge-of-spectrum effects are, strictly speaking, outside the scope of this work: they are likely the result of infinite-randomness ground state physics, rather than many-body localization properly understood. (One can already glimpse a similarity to Dasgupta-Ma⁵⁰ real-space renormalization group arguments in our explanation above.)

Appendix C: Finite-size scaling

In Sec. V A we claimed that our finite-size scalings gave $W_c = 4, 6$ for $U = 1, 3$ respectively, and $\nu = 1$ for both interaction strengths. In Figs 13-16 we show (putative) finite-size scalings for a variety of W_c, ν , so the reader can judge the accuracy and precision of our claims.

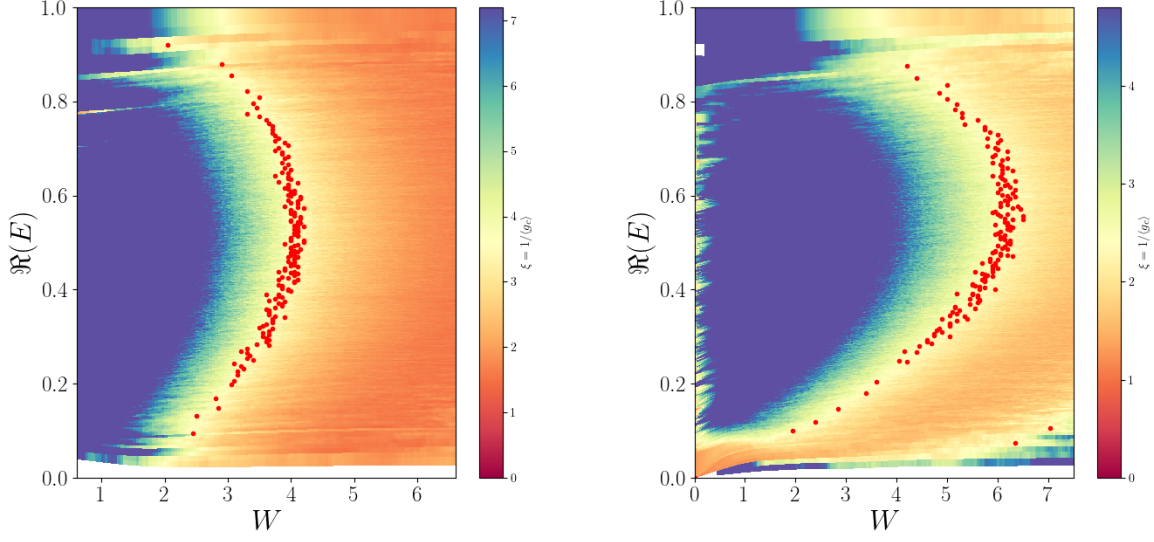


FIG. 11. **Phase diagram of the disordered, interacting Hamiltonian (1)** at system size $N = 12$, interaction strength $U = 1$ (**left**) and $U = 3$ (**right**), half filling, extracted from critical tilts. The color scale is $\xi \equiv [\bar{g}_c]^{-1}$; x axis is still disorder width W ; y axis is now energy (rescaled by bandwidth); cf Fig. 7. Red dots indicate $\xi = 0.3N$ ($U = 1$, left) or $\xi = 0.2N$ ($U = 3$, right), which is consistent with the crossing in the scaling collapse of Fig. 8.

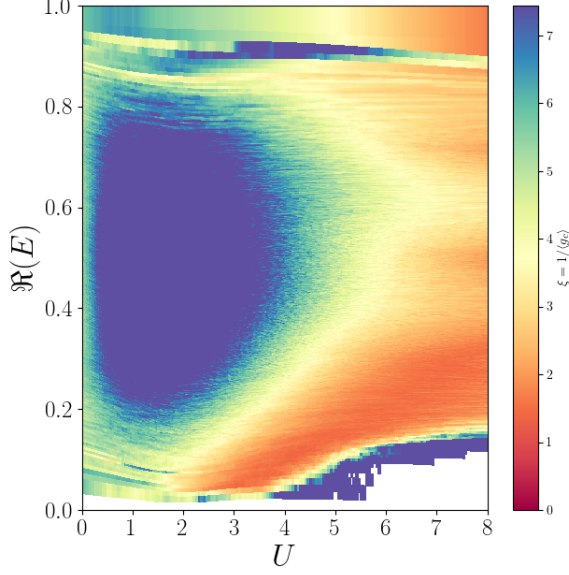


FIG. 12. Re-entrance of the localized phase as a function of interaction strength and energy: Localization length (extracted from critical tilt, $\xi = [\bar{g}_c]^{-1}$) as a function of eigenstate energy (rescaled by bandwidth) and interaction strength U for $N = 12$ -site disordered chains with width $W = 2$, at half-filling (cf Fig. 10). There is an intermediate delocalized regime between $U \approx 0.5 - 4$. Strong repulsion in the large U limit freezes the system⁴¹; cf the work of Giudici et al. on lattice gauge theories, in which confinement plays a similar role⁴². The low-energy delocalized regime for $U \gg 1$ may be related to the model's quantum phase transition at the isotropic point $U = 2$.

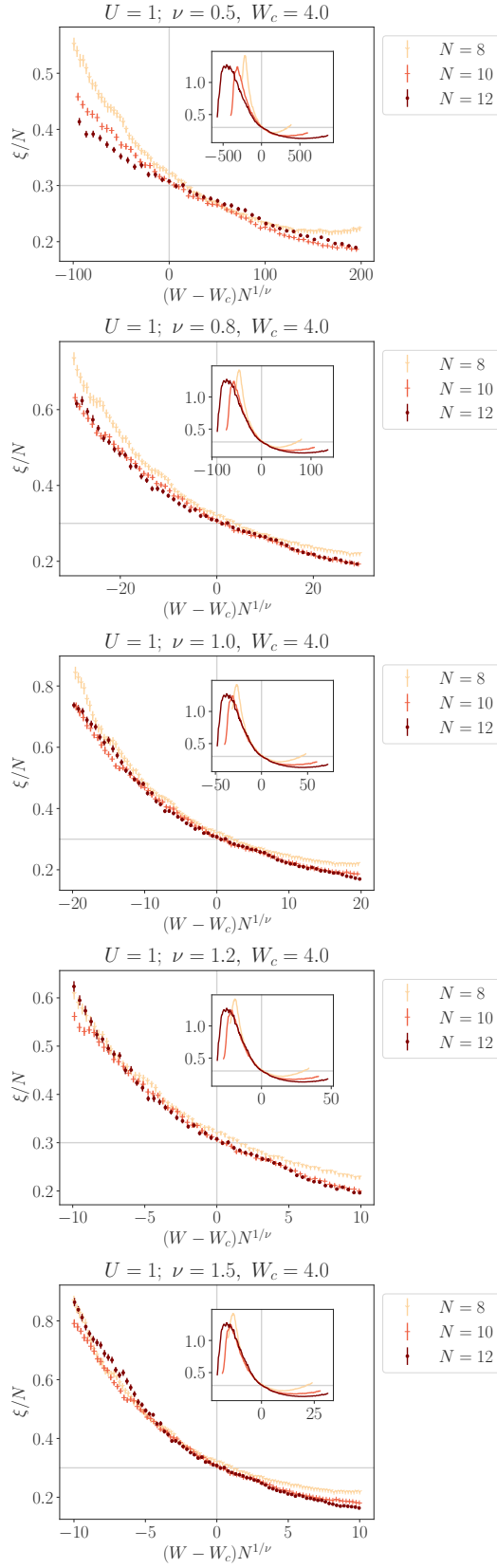


FIG. 13. Putative finite-size scaling for $U = 1$, $W_c = 4$, and a variety of ν .

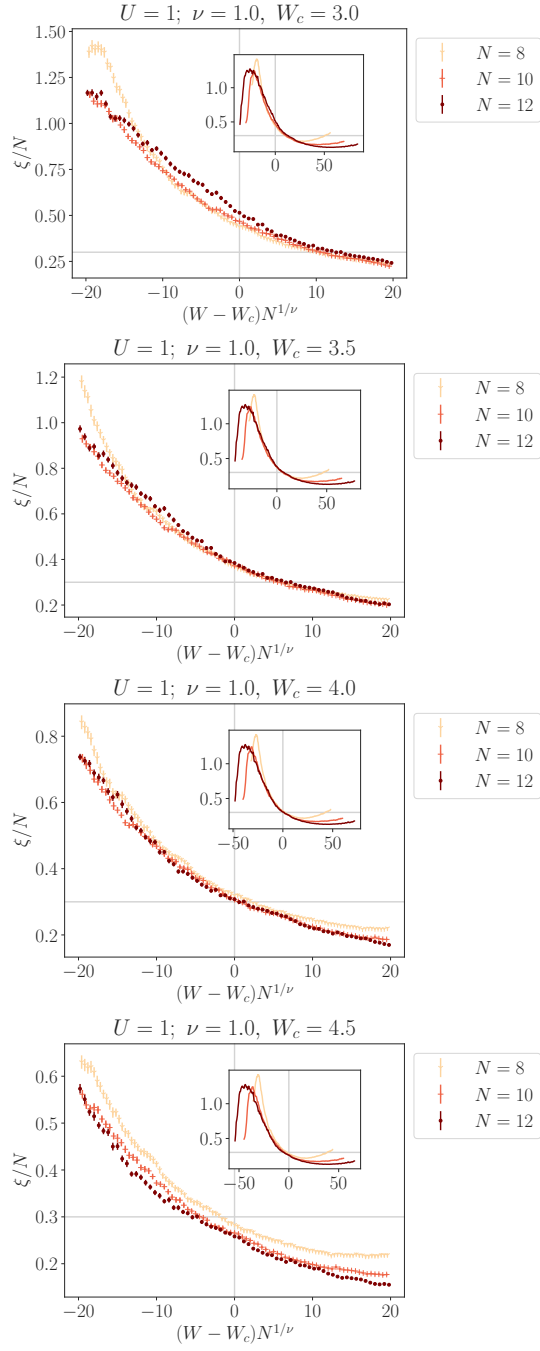


FIG. 14. Putative finite-size scaling for $U = 1, \nu = 1.0$, and a variety of W_c .

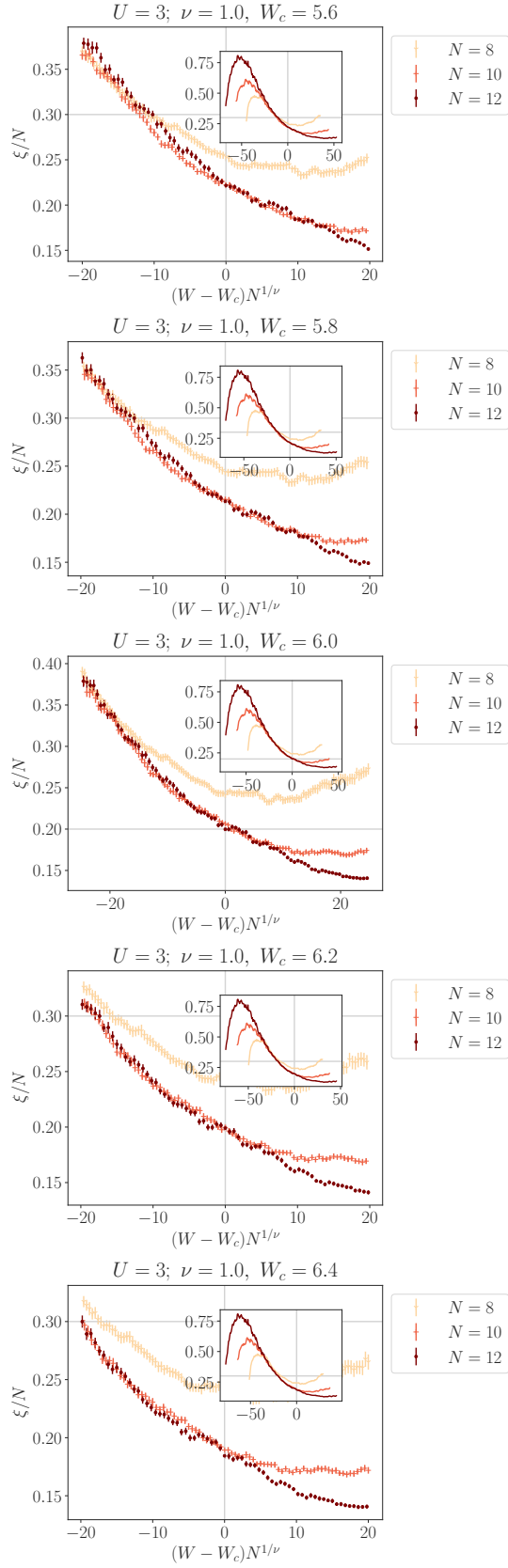


FIG. 15. Putative finite-size scaling for $U = 3, \nu = 1.0$, and a variety of W_c

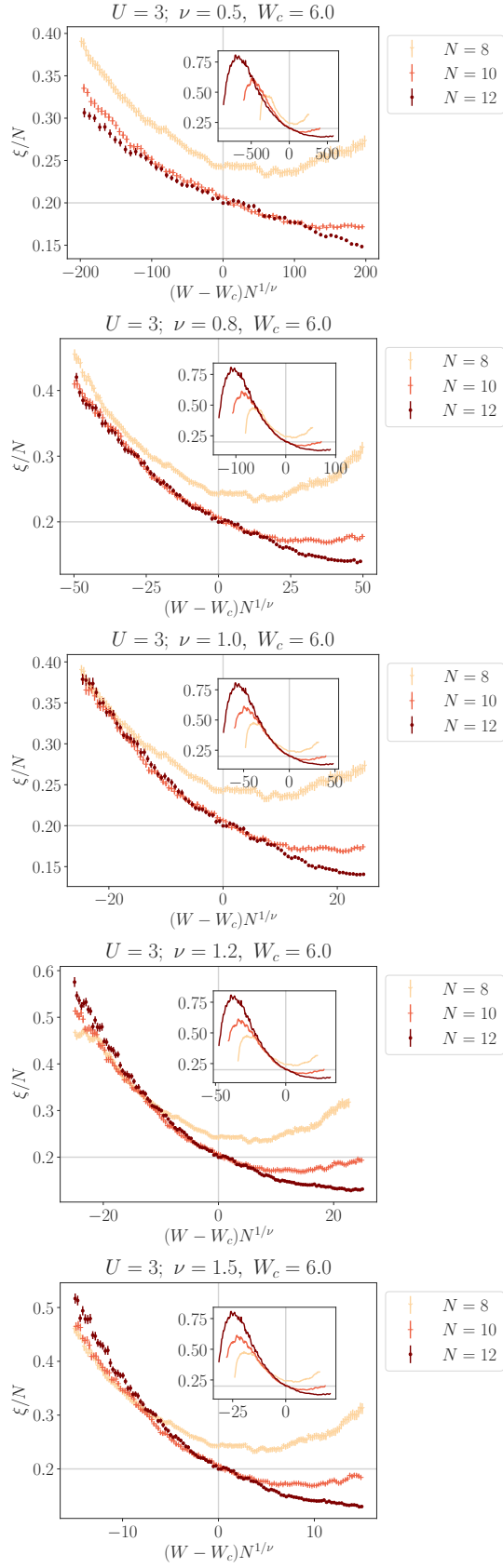


FIG. 16. Putative finite-size scaling for $U = 3$, $W_c = 6$, and a variety of ν