

# FAST PARTICLE ACCELERATION AT PERPENDICULAR SHOCKS WITH UNIFORM UPSTREAM MAGNETIC FIELD AND STRONG DOWNSTREAM TURBULENCE

SHOMA F. KAMIJIMA<sup>1</sup>, YUTAKA OHIRA<sup>1</sup>, AND RYO YAMAZAKI<sup>2</sup>

*Submitted to ApJ: APRIL 1, 2020*

## ABSTRACT

The shock waves produce relativistic particles via the diffusive shock acceleration (DSA) mechanism. Among various circumstances, fast acceleration has been expected for perpendicular shocks. We investigate the acceleration time and the energy spectrum of particles accelerated at a perpendicular shock. In our model, the upstream perpendicular magnetic field has no fluctuation, and the downstream region is highly turbulent. Then, the particle motion is the gyration in the upstream region and Bohm-like diffusion downstream. Under this situation, we derive an analytical form of the acceleration time. Using test particle simulations, the validity of our formula is verified. In addition, the energy spectrum of particles is the same as those predicted by standard DSA. Therefore, presently proposed mechanism simultaneously realizes the rapid acceleration and the canonical spectrum,  $dN/dp \propto p^{-2}$ , even if there is no upstream magnetic amplification.

*Subject headings:* acceleration of particles — cosmic rays — methods: numerical — shock waves — ISM: supernova remnants

## 1. INTRODUCTION

The diffusive shock acceleration (DSA) is a probable mechanism of generating relativistic charged particles at high-energy astrophysical phenomena like supernova remnants, which is the candidate of the origin of Galactic cosmic rays (CRs) (Axford et al. 1977; Krymsky 1977; Bell 1978; Blandford & Ostriker 1978). In DSA, particles are accelerated during the diffusive motion in which they are scattered by waves in the magnetized plasma. The acceleration time depends on the angle between the shock normal and the background magnetic field (Drury 1983), and at first glance, it is smaller for perpendicular shocks than for parallel shocks (Jokipii 1987; Giacalone & Jokipii 1999; Shalchi & Dosch 2009; Shalchi et al. 2010). In the former case, particles are confined just around the shock surface, and cannot escape out upstream. In addition, they are more rapidly accelerated when the particle motion is less diffusive in a weaker turbulence, although self-excited waves in the upstream region greatly reduce the acceleration rate (Zank et al. 2004, 2006).

There still remain problems on the acceleration at quasi- or exactly perpendicular shocks. One of them is for the spectral slope of accelerated particles around the shock region. Several authors numerically studied on this issue in various circumstances (Zank et al. 2006; Kong et al. 2017; Takamoto & Kirk 2015). Generally speaking, in the case of weak turbulence to achieve rapid acceleration, the energy spectrum becomes steeper for the perpendicular shock acceleration than that predicted by the standard DSA theory,  $dN/dp \propto p^{-2}$ . In Takamoto & Kirk (2015), it is assumed that the magnetic fluctuation is weak both in the upstream and downstream regions, and that accelerated particles are isotropically scattered downstream. Then, most particles are trapped by the

background magnetic field and advected far downstream. The probability for the particles to return upstream becomes smaller, leading to softer energy spectrum than the standard DSA prediction.

X-ray observations of young SNRs have revealed thin synchrotron filaments and/or time variability, which implies the downstream magnetic field is amplified and turbulent (Vink & Laming 2003; Bamba et al. 2003, 2005a,b; Yamazaki et al. 2004; Uchiyama et al. 2007). For example, gamma-ray and radio observations of Cas A give us the lower limit of the downstream magnetic field strength of 120  $\mu$ G (Ahnen et al. 2017). Furthermore, its hadronic gamma-ray spectrum shows that the maximum proton energy is about 10 TeV (Ahnen et al. 2017), which leads the upstream magnetic field strength on the order of  $\mu$ G if the Bohm limit diffusion in both the upstream and the downstream regions is assumed. The field amplification in the downstream region is also studied theoretically (Giacalone & Jokipii 2007; Ohira et al. 2009b; Inoue et al. 2009, 2012; Caprioli & Spitkovsky 2013; Ohira 2016a; Ohira 2016b). Upstream density clumps hit the shock front, generating downstream vorticities. Then, the field is twisted up and amplified. On the other hand, upstream magnetic field configuration is uncertain. In some cases as seen in Cas A, the magnetic field strength and fluctuation are both as weak as interstellar medium. If there are a number of accelerated particles in the upstream region, these accelerated particles interact with the background plasma, generating the turbulent magnetic field in the upstream region (Bell & Lucek 2001; Bell 2004; Niemiec et al. 2008; Riquelme et al. 2009; Ohira et al. 2009a). The particle injection rate can be less efficient at quasi-perpendicular shock for a fully ionized plasma (Gargaté & Spitkovsky 2012; Caprioli & Spitkovsky 2014), but it can be efficient for a partially ionized plasma (Ohira 2012, 2013; Ohira 2016b). In addition, if there is the pre-existing large-scale MHD turbulence in the upstream region, the particle injection can be effective even at quasi-perpendicular shocks (Gi-

s.kamijima@eps.s.u-tokyo.ac.jp

<sup>1</sup> Department of Earth and Planetary Science, The University of Tokyo, 7-3-1 Hongo, Bunkyo-ku, Tokyo 113-0033, Japan

<sup>2</sup> Department of Physics and Mathematics, Aoyama Gakuin University, 5-10-1 Fuchinobe, Sagami-hara 252-5258, Japan

acalone 2005; Zank et al. 2006). In the present study, however, we consider the case that the upstream instabilities exciting turbulence is ineffective, resulting in the upstream fluctuation much weaker than the background magnetic field. Hence, as a first step, we assume that the upstream magnetic field is uniform.

In this paper, we study the cosmic-ray acceleration at perpendicular shocks on the assumption that the upstream magnetic fluctuation is weak and that the downstream region is highly turbulent. We show the acceleration time in the perpendicular shock and the energy spectrum under this assumption. This paper is organized as follows. In Section 2, we analytically estimate the acceleration time along with our model. In Section 3, we introduce our method of the test particle simulation. The results are presented in Section 4. Section 5 is devoted for summary and discussion.

## 2. MODEL

In the present study, it is assumed that the upstream magnetic field is uniform and has no fluctuation as an ideal case. Then, the particles simply perform gyro motion. The downstream magnetic field is, on the other hand, highly turbulent, so that downstream particles are transported by the isotropic Bohm diffusion in the downstream rest frame. Under these conditions, we estimate the acceleration time for particles being energized at the perpendicular shock. We use the notation “1” and “2” representing the upstream and the downstream regions, respectively. The acceleration mechanism is DSA, which gives the mean momentum gain per cycle  $\Delta p/p = (4/3)(u_1 - u_2)/v$ , where  $u_1$  and  $u_2$  are the upstream and downstream flow velocities in the shock rest frame, respectively, and  $v$  is the particle velocity (Bell 1978). The acceleration time is calculated as  $t_{\text{acc}} = p/(\Delta p/\Delta t)$ , where  $\Delta t = \Delta t_1 + \Delta t_2$  is a time for particles to make one cycle between upstream and downstream regions, and  $\Delta t_1$  and  $\Delta t_2$  are residence times in the upstream and downstream regions, respectively. In this model, the upstream magnetic field is uniform and perpendicular to the shock normal direction. Then, the mean upstream residence time  $\Delta t_1$  is determined by the gyro period:

$$\Delta t_1 = \eta_g \pi \Omega_{g,1}^{-1}, \quad (1)$$

where  $\Omega_{g,1} = qB_1/(\gamma mc)$  is the gyro angular frequency, and  $m$ ,  $q$ ,  $\gamma$ , and  $B_1$  are the particle mass, charge, Lorentz factor, and magnetic field strength in the upstream region. A correction factor  $\eta_g$  is on the order of unity and depends on the shock velocity  $u_{\text{sh}}$  and the particle velocity  $v$ . The particle distribution and diffusion are assumed to be isotropic in the downstream region because of the strong magnetic turbulence. Then, the mean residence time in the downstream region  $\Delta t_2$  is given by (Drury 1983)

$$\Delta t_2 = \frac{4D_2}{u_2 v}, \quad (2)$$

where  $D_2 = \Omega_{g,2}^{-1} v^2/3$  is the downstream diffusion coefficient in the Bohm limit, and  $\Omega_{g,2}$  is the gyro frequency in the downstream region. The acceleration time is then

calculated as

$$t_{\text{acc},\perp} = \frac{3\pi\eta_g r}{4(r-1)} \left(\frac{u_{\text{sh}}}{v}\right)^{-1} \Omega_{g,1}^{-1} + \frac{r^2}{r-1} \left(\frac{B_2}{B_1}\right)^{-1} \left(\frac{u_{\text{sh}}}{v}\right)^{-2} \Omega_{g,1}^{-1}. \quad (3)$$

If the first term of right-hand-side dominates, we get  $t_{\text{acc}} \propto u_{\text{sh}}^{-1}$ , while the standard DSA theory predicts  $t_{\text{acc}} \propto u_{\text{sh}}^{-2}$  (Drury 1983).

The value of a correction factor  $\eta_g$  is almost unity for the following reason. The upstream residence time depends only on the gyrophase around the magnetic field line,  $\phi$ . Since the momentum distribution is isotropic in the shock downstream region, the number of particles in a range  $\phi$  and  $\phi + d\phi$  does not depend on  $\phi$ , that is, the distribution of the upstream residence time is almost uniform from 0 to  $2\pi$  as long as  $v \gg u_{\text{sh}}$ . Then, the mean residence time becomes  $\pi\Omega_{g,1}^{-1}$ . Therefore, we simply set  $\eta_g = 1$  in this work.

In reality, the maximum value of the upstream residence time is smaller for larger shock velocity. Since the shock front is moving in the upstream rest frame, the particle is caught up with the shock front while gyrating in the upstream region. Particles are more rapidly caught up by the shock front for higher shock velocity. In addition, the particles with slower velocity component perpendicular to the shock surface than the shock velocity cannot return back to the upstream region. This fact constrains the range of  $\phi$  at which the particle cross the shock front to enter the upstream region (Achterberg et al. 2001). In the case of high shock velocity, relativistic effects become significant (Achterberg et al. 2001; Lemoine et al. 2006; Niemiec et al. 2006). In the present study, we do not discuss the case of relativistically moving shocks.

Here, we compare the acceleration time of our model with that of DSA in the parallel shock, which is given by (Drury 1983)

$$t_{\text{acc},\parallel} = \frac{r}{r-1} \left\{ 1 + r \left(\frac{B_2}{B_1}\right)^{-1} \right\} \left(\frac{u_{\text{sh}}}{v}\right)^{-2} \Omega_{g,1}^{-1}, \quad (4)$$

where the Bohm diffusion is assumed both in the upstream and downstream regions. The difference between  $t_{\text{acc},\perp}$  and  $t_{\text{acc},\parallel}$  is the upstream residence time,  $\Delta t_1$ , which is given by  $4D_1/u_{\text{sh}}v$  for the parallel shock. Even in the case of Bohm diffusion, the upstream residence time in the parallel shock region is  $(4/3\pi)(v/u_{\text{sh}})$  times longer than that of our model in the perpendicular shock for  $u_{\text{sh}}/v < 4/3\pi \sim 0.4$ . Figure 1 shows the ratio,  $t_{\text{acc},\perp}/t_{\text{acc},\parallel}$ , as a function of the shock velocity, where we set the compression ratio  $r = 4$ , the correction factor  $\eta_g = 1$ , and particle velocity  $v = c$ . The purple, green, cyan, and orange lines show the ratio for the downstream field strength of  $B_2/B_1 = 1, 10, 100$ , and 1000, respectively. The acceleration time of our model becomes shorter than that of the parallel shock case. The former is mainly determined by the downstream residence time if the shock velocity is sufficiently slow, so that the ratio,  $t_{\text{acc},\perp}/t_{\text{acc},\parallel}$ , closes to the constant value. On the other hand, for a sufficiently fast shock velocity, the upstream residence time in the parallel shock closes to the

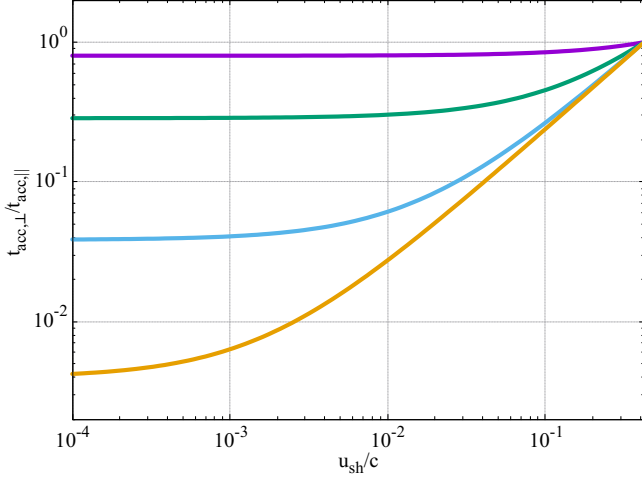


FIG. 1.— The ratio of the acceleration time of our model (equation (4)) and that in a parallel shock (equation (4)) as a function of the shock velocity  $u_{\text{sh}}/c$ . We set the compression ratio  $r = 4$ , the correction factor  $\eta_g = 1$ , and particle velocity  $v = c$ . The purple, green, cyan, and orange lines show the ratio for the downstream field strength of  $B_2/B_1 = 1, 10, 100$ , and  $1000$ , respectively.

gyro period, so that the ratio,  $t_{\text{acc},\perp}/t_{\text{acc},\parallel}$ , approaches to unity. Note that the diffusion approximation is not valid for  $u_{\text{sh}}/c \gtrsim 0.4$  as long as the Bohm diffusion is assumed because the diffusion length becomes shorter than the gyroradius. The upstream magnetic field is expected to be amplified in the parallel shock (e.g. Bell 2004). For the Bohm diffusion, if the upstream magnetic field is amplified to more than  $(4/3\pi)(v/u_{\text{sh}})$  times the initial magnetic field strength, particles can be accelerated in the parallel shock faster than our perpendicular model.

In our model, in addition to the rapid acceleration, the same momentum spectrum as that of the standard DSA,  $dN/dp \propto p^{-2}$ , is expected because the downstream momentum distribution is assumed to be isotropic. To confirm the rapid acceleration and the canonical momentum spectrum, we perform test particle simulations in the next section.

### 3. TEST PARTICLE SIMULATION

In this paper, we consider a plane shock wave, and the shock normal is along the  $x$  axis. Upstream uniform magnetic field is taken as  $\vec{B}_0 = B_0 \hat{z}$ . Different methods of particle transport are used in upstream and downstream regions, respectively. In the upstream region, particle orbit is determined by solving the equation of motion of charged particles in the uniform magnetic field  $\vec{B}_0$ . In the upstream rest frame, the equation of motion for particles with charge  $q$  is given by

$$\frac{d\vec{p}}{dt} = q \left( \frac{\vec{v}}{c} \times \vec{B}_0 \right) . \quad (5)$$

The Bunemann-Boris method is used to solve this equation (Birdsall & Langdon 1991). We use the Monte-Carlo method for the downstream particle transport. Since the downstream magnetic field is amplified and turbulent, particles in the downstream region are isotropically scattered in the downstream rest frame. The scattering time of accelerated particles is proportional to their momentum. The particle splitting method is adopted to improve the statistics of the number of high energy

particles. Only at the initial time  $t = 0$ , particles are homogeneously injected at the shock surface with the initial Lorentz factor  $\gamma_0 = 15$ . The initial velocity distribution is isotropic in the velocity space. The compression ratio  $r$  is set to be 4 in the following. Table 1 shows parameters from Run 1 to Run 20.

TABLE 1  
PARAMETERS ABOUT THE MAGNETIC FIELD AMPLIFICATION IN THE DOWNSTREAM REGION AND THE SHOCK VELOCITY

Run	$B_2/B_1$	$u_{\text{sh}}/c$
1	1	0.01
2	10	0.001
3	10	0.00316
4	10	0.01
5	10	0.0316
6	10	0.1
7	10	0.316
8	100	0.001
9	100	0.00316
10	100	0.01
11	100	0.0316
12	100	0.1
13	100	0.316
14	300	0.01
15	1000	0.001
16	1000	0.00316
17	1000	0.01
18	1000	0.0316
19	1000	0.1
20	1000	0.316

### 4. SIMULATION RESULTS

#### 4.1. Acceleration Time

Figure 2 shows the acceleration time of particles with the momentum of  $100 p_0$  as a function of the shock velocity. The acceleration time is normalized by the upstream gyro frequency of the particles,  $\Omega_{g,100p_0}$ , and defined by the elapsed time when the cutoff position of the momentum spectrum becomes 100 times as large as the initial momentum,  $p_0$ . The data points and lines show simulation results and the theoretical curves (equation (4)), respectively. The blue, red, and black colors show the results for the downstream field strength  $B_2/B_1 = 10, 100$ , and  $1000$ , respectively. As one can see, our theoretical curves of the acceleration time are in good agreement with simulation results. For a sufficiently high shock velocity, the downstream residence time becomes negligible compared with the upstream residence time, so that  $t_{\text{acc}} \propto u_{\text{sh}}^{-1}$ . On the other hand, for a sufficiently slow shock velocity, the downstream residence time becomes longer than that in the upstream region,

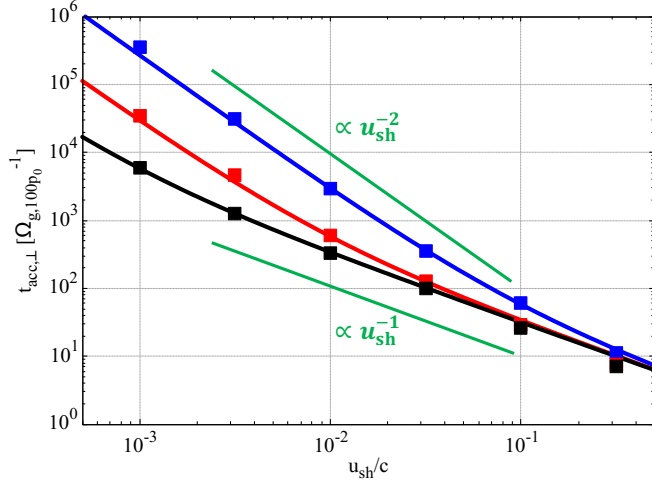


FIG. 2.— Acceleration time as a function of the shock velocity. The data points and lines show simulation results and the theoretical curves (equation (4)), respectively. The blue, red, and black colors show the simulation results for  $B_2/B_1 = 10, 100$ , and  $1000$ . The acceleration time and shock velocity are normalized by  $\Omega_{g,100p_0}^{-1}$  and  $c$ , respectively.

so that  $t_{acc} \propto u_{sh}^{-2}$ . The transition from  $t_{acc} \propto u_{sh}^{-1}$  to  $t_{acc} \propto u_{sh}^{-2}$  occurs when the downstream residence time becomes equal to the upstream residence time. Then, the condition  $\Delta t_1 = \Delta t_2$  gives the critical shock velocity which is given by

$$\frac{u_{sh,c}}{c} = \frac{3\pi}{4r} \left( \frac{B_2}{B_1} \right)^{-1}. \quad (6)$$

For  $B_2/B_1 = 1, 10, 100$  and  $1000$ , we have  $u_{sh,c}/c = 0.6, 0.06, 0.006$  and  $0.0006$ , which are consistent with simulation results.

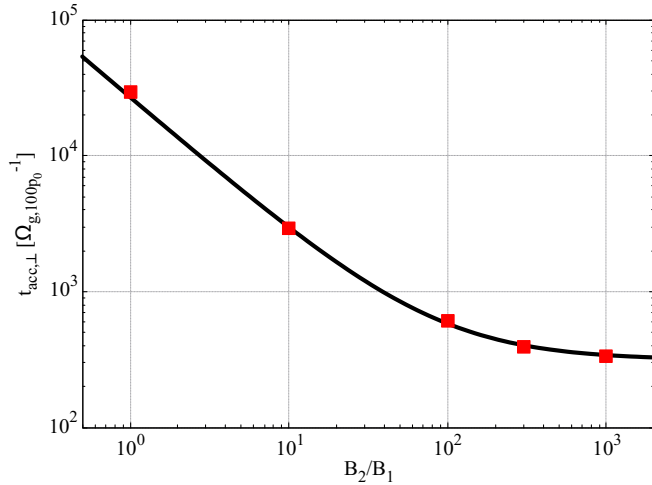


FIG. 3.— Acceleration time as a function of downstream magnetic field strength for  $u_{sh}/c = 0.01$ . The data points and line show simulation results and the theoretical curve (equation (4)), respectively.

Figure 3 shows the acceleration time of particles with the momentum of  $100 p_0$  as a function of  $B_2/B_1$  in the case of  $u_{sh}/c = 0.01$ . Again our theoretical curve (solid curve) well explains the simulation results. As the downstream magnetic field strength becomes large, the down-

stream residence time decreases, however, the upstream residence time remains unchanged. Then, the acceleration time does not depend on the downstream magnetic field strength for sufficiently large downstream magnetic field. Hence, the acceleration time is mainly determined by the upstream residence time when

$$\frac{B_2}{B_1} > \frac{4r}{3\pi} \left( \frac{u_{sh}}{c} \right)^{-1}. \quad (7)$$

For  $u_{sh}/c = 0.01$ , the above condition becomes  $B_2/B_1 > 1.7 \times 10^2$ , which is consistent with our simulation result (see Figure 3).

Therefore, these simulations confirm that as long as the downstream magnetic field is sufficiently amplified, particles are rapidly accelerated by the perpendicular shock compared with a case of the parallel shock without any upstream magnetic field amplification.

#### 4.2. Momentum Spectrum

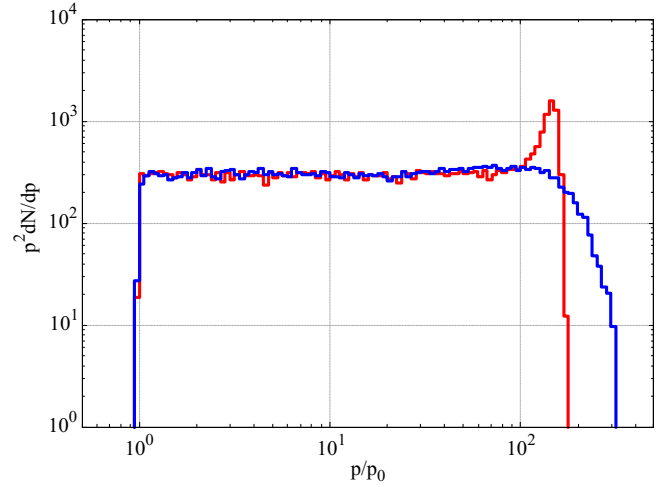


FIG. 4.— Momentum spectra of all simulation particles for Runs 17 (red histogram) and 5 (blue histogram) at  $t = 5.35 \times 10^4 \Omega_{g,100p_0}^{-1}$ . Parameters of Run 5 are  $u_{sh}/c = 0.0316$  and  $B_2/B_1 = 10$ , while  $u_{sh}/c = 0.01$  and  $B_2/B_1 = 1000$  for Run 17. For Run 5 (17), the upstream residence time is shorter (longer) than the downstream residence time.

The momentum spectra derived by Run 17 (red histogram) and Run 5 (blue histogram) at  $t = 5.35 \times 10^4 \Omega_{g,100p_0}^{-1}$  are shown in Figure 4. The spectral indices in the power-law regime are consistent with  $-2.0$ , which agrees with the prediction of standard DSA (Bell 1978). In the other Runs, the spectral index is also consistent with  $-2.0$ . Therefore, even in absence of upstream magnetic turbulence, the spectra of particles accelerated at the perpendicular shock are given by  $dN/dp \propto p^{-2}$  as long as they are isotropically scattered downstream.

It was shown that the weaker the magnetic turbulence, the smaller acceleration time for the perpendicular shock, but at the same time, the steeper spectra of accelerated particles than the prediction of standard DSA (Takamoto & Kirk 2015). In Takamoto & Kirk (2015), the magnetic field fluctuation is assumed to be weak in both the upstream and downstream regions. The weak fluctuation makes the return probability from the downstream re-

gion small for the perpendicular shock, so that the spectrum becomes steeper. On the other hand, in this study, we consider the case where the magnetic field fluctuation is weak in the upstream region but strong in the downstream region. Since the strong downstream turbulence is responsible for isotropic particle distribution, the weak turbulence ahead of the perpendicular shock with strongly turbulent downstream magnetic field can realize the rapid acceleration and the canonical spectrum,  $dN/dp \propto p^{-2}$ , simultaneously.

The simulation results show that the cutoff shape around the maximum momentum depends on whether the upstream residence time is shorter than the downstream residence time or not. For Run 17 (red histogram) where the upstream residence time is shorter than the downstream one ( $\Delta t_1 < \Delta t_2$ ), we identify a bump accompanied by very sharp cutoff compared with the opposite case (Run 5: blue histogram). This is because the cutoff shape depends on the probability distribution of the residence time (Drury 1983). The probability distribution of the upstream residence time is almost constant between 0 and  $\pi\Omega_{g,1}^{-1}$  in this study. On the other hand, the probability distribution of the downstream residence time has a peak at a time much smaller than the mean residence time (Kato & Takahara 2003). Then, many particles can experience the back and forth motion at the shock front during the time scale shorter than the mean downstream residence time if the downstream residence time is longer than the upstream residence time. As a result, there are many particles with the momentum larger than the cutoff scale which is decided by the mean residence time. The cutoff shape around the maximum energy in the supernova remnants could be more precisely determined by future observations of synchrotron radiation and/or inverse Compton radiation from electrons with the maximum energy (Yamazaki et al. 2014). Thereby we could investigate whether particles are accelerated at the perpendicular shock or not.

## 5. DISCUSSION

### 5.1. Broken power law spectrum

If the magnetic field is amplified by the downstream turbulence, It takes a finite time to stretch the magnetic field line and to be turbulent in the downstream region. In addition, the amplified magnetic field eventually decays far downstream (Pohl et al. 2005). Thus, the magnetic field is not necessarily amplified and turbulent all over the shock downstream region. In this case, the magnetic field configuration would be similar to the condition of Takamoto & Kirk (2015), leading to a spectrum softer than that of the standard DSA. Whether accelerated particles have the softer spectrum or not depends on where in the downstream region the accelerated particles are scattered during acceleration. The diffusion region depends on the momentum of the accelerated particles. Therefore, the momentum spectrum at the perpendicular shock does not necessarily have a single power law form. Broken power-law spectra observed in various astrophysical objects might be generated by the perpendicular shock.

### 5.2. Maximum energy limited by a finite age of supernova remnants

We consider the maximum energy in the case where particles continue to be accelerated during the age of supernova remnants,  $t_{\text{age}}$ . If the acceleration time is mainly determined by the upstream residence time, the maximum energy  $E_{\text{max,age},1}$  is given by

$$E_{\text{max,age},1} = \frac{4(r-1)ec}{3\pi r\eta_g} \left(\frac{u_{\text{sh}}}{c}\right) B_1 t_{\text{age}} \approx 1.72 \times 10^{14} \text{ eV} \left(\frac{u_{\text{sh}}}{0.01c}\right) \left(\frac{B_1}{1\mu\text{G}}\right) \left(\frac{t_{\text{age}}}{200\text{yr}}\right) \quad (8)$$

The time evolution of the shock velocity of a supernova remnant in a uniform medium is approximately given by

$$u_{\text{sh}} \propto \begin{cases} (t/t_{\text{ST}})^0 & (t \leq t_{\text{ST}}) \\ (t/t_{\text{ST}})^{-3/5} & (t \geq t_{\text{ST}}) \end{cases} \quad (9)$$

where  $t_{\text{ST}} \approx 200 \text{ yr}$  is the transition time when the evolution of supernova remnants changes from the free expansion phase to the adiabatic expansion phase. Then, the time evolution of the maximum energy is

$$E_{\text{max,age},1} \propto \begin{cases} (t/t_{\text{ST}})^1 & (t \leq t_{\text{ST}}) \\ (t/t_{\text{ST}})^{2/5} & (t \geq t_{\text{ST}}) \end{cases} \quad (10)$$

Interestingly, the maximum energy increases with time even for  $t \geq t_{\text{ST}}$  where the shock velocity decreases with time. This feature cannot be seen in DSA at parallel shocks. However, for realistic supernova remnants, we cannot expect a significant increase in the maximum energy after the free expansion phase ( $t \geq t_{\text{ST}}$ ) because the time dependence,  $E_{\text{max,age},1} \propto t^{2/5}$ , is weak and the acceleration time is not decided by the upstream residence time after the shock velocity becomes slower than  $u_{\text{sh},c} \sim 0.01c$  (see equation (6)). When the acceleration time is determined by the downstream residence time, the maximum energy decreases with time (Ptuskin & Zirakashvili 2003; Ohira 2012). As a result, the maximum energy that SNRs can accelerate in their lifetime is roughly estimated by equation (8). To obtain the maximum energy of PeV scale, our model requires the upstream magnetic field strength of at least  $10 \mu\text{G}$ . It should be noted that the maximum energy could be limited by escape processes from the acceleration region. In addition, the escape processes are important to understand the source spectrum of Galactic CRs (e.g. Ptuskin & Zirakashvili 2005; Ohira et al. 2010). How particles accelerated at the perpendicular shock escape from the acceleration region has never been studied. We are going to investigate this interesting problem in the next paper.

### 5.3. Maximum energy limited by synchrotron cooling

The maximum energy of relativistic electrons accelerated by the DSA is often limited by the synchrotron cooling. The energy loss by the cooling during each residence time is  $\dot{E}_{\text{syn},1(2)}\Delta t_{1(2)}$ , where  $\dot{E}_{\text{syn},1(2)} = 4e^4 E^2 B_{1(2)}^2 / (9m_e^4 c^7)$  is the energy loss rate of synchrotron radiation in each region. The condition that the synchrotron cooling during the upstream residence time determines the maximum energy is  $\dot{E}_{\text{syn},1}\Delta t_1 > \dot{E}_{\text{syn},2}\Delta t_2$  which is reduced to

$$\frac{u_{\text{sh}}}{c} > \frac{4r}{3\pi} \left(\frac{B_2}{B_1}\right) \quad (11)$$

$$\approx 1.70 \left( \frac{B_2}{B_1} \right) .$$

This inequality is never fulfilled because  $B_2/B_1 > 1$  and  $u_{\text{sh}}/c < 1$ . Under the condition of this study, therefore, the maximum energy of electrons is determined by the synchrotron cooling in the downstream region. This result does not depend on which residence time determines the acceleration time. In other words, information about the upstream region cannot be obtained from the maximum energy of electrons and the cut-off frequency of the synchrotron radiation as long as the maximum energy is limited by the synchrotron cooling. On the other hand, as shown in Figure 4, if the maximum energy is limited by a finite acceleration time, the cutoff shape of the energy spectrum depends on whether the acceleration time is decided by the upstream residence time or not. Therefore, by analyzing the cutoff structure in detail (e.g. Yamazaki et al. 2014, 2015), we could investigate whether particles are accelerated at the perpendicular shock or not.

#### 5.4. Effects of magnetic field fluctuations in the upstream region

In this study, we use only the uniform magnetic field in the upstream region and the plane shock surface. In reality, however, there is not only the uniform magnetic field but also the magnetic field fluctuation and the shock surface has a finite curvature. The acceleration time can be longer than that of our model because of the magnetic field fluctuation in the upstream region. In this study, all of the shock surface becomes the superluminal shock region. However, the shock surface is divided into two regions, which are the superluminal shock region and the subluminal shock region. In the subluminal shock, particles can move along the magnetic field line in the upstream region. Therefore, we can expect that the residence time in the upstream region becomes longer than the gyro period and that the acceleration time also becomes longer than that of our model. Furthermore,

the subluminal shock region would be important for the escape process. We are preparing the paper about this topic and are going to submit it soon.

#### 6. SUMMARY

We have studied the acceleration time and the energy spectrum of particles accelerated at the perpendicular shock. We considered the condition that the magnetic fluctuation in the upstream and the downstream regions is weak and sufficiently strong, respectively. Under this condition, the motion of particles in our model is the gyration in the upstream region and Bohm diffusion in the downstream region. We derived the theoretical acceleration time in our model. We showed the dependence of the shock velocity for the upstream residence time. For the uniform magnetic field in the upstream region, our theoretical acceleration time is in good agreement with the simulation results. In addition, the energy spectrum of particles accelerated at the perpendicular shock is the same as the standard DSA prediction. We simultaneously realized the rapid acceleration and the canonical spectrum,  $dN/dp \propto p^{-2}$ , even if there is no magnetic amplification in the upstream region. In terms of the energy spectrum, we revealed that the spectral shape of the cutoff changes whether the upstream residence time in the upstream region is longer than the downstream residence time or not.

We thank M. Hoshino, T. Amano and S. J. Tanaka for valuable comments. Numerical computations were carried out on Cray XC50 at Center for Computational Astrophysics, National Astronomical Observatory of Japan. S.K. is supported by Yoshida Scholarship Foundation. Y.O. is supported by MEXT/JSPS Leading Initiative for Excellent Young Researchers. This work is supported by JSPS KAKENHI Grant Number JP16K17702 (Y. O.), JP19H01893 (Y. O.) and JP18H01232 (R. Y.). R.Y. deeply appreciate Aoyama Gakuin University Research Institute for helping our research by the fund.

#### REFERENCES

- Achterberg, A., Gallant, Y. A., Kirk, J. G. & Guthmann, A. W., 2001 MNRAS, 328, 393  
 Ahnen, M. L., Ansoldi, S., et al. 2017, MNRAS, 472, 2956  
 Axford, W. I., Leer, E., & Skadron, G., 1977, Proc. 15th Int. Cosmic Ray Conf., Plovdiv, 11, 132  
 Bamba, A., Yamazaki, R., Ueno, M., & Koyama, K., 2003, ApJ, 589, 827  
 Bamba, A., et al. 2005a, ApJ, 621, 793  
 Bamba, A., Yamazaki, R., & Hiraga, J. S. 2005b, ApJ, 632,  
 Bell, A. R., 1978, MNRAS, 182, 147  
 Bell, A. R., 2004, MNRAS, 353, 550  
 Bell, A. R., & Lucek, S. G., 2001 MNRAS, 321, 443  
 Berezhko, E. G., Ksenofontov, L. T., & Volk, H. J., 2003, A&A, 412, 11  
 Birdsall, C. K., & Langdon, A. B. 1991, Plasma Physics via Computer Simulation (Boca Raton, FL: CRC Press)  
 Blandford, R. D., & Ostriker, J. P., 1978, ApJ, 221, 29  
 Caprioli, D., & Spitkovsky, A., 2013, ApJ, 765, 20  
 Caprioli, D., & Spitkovsky, A., 2014, ApJ, 783, 91  
 Drury, L. O' C., 1983, RPPH, 46, 973  
 Gargat , L. & Spitkovsky, A., 2012, ApJ, 774, 67  
 Giacalone, J., 2005, ApJ, 628, L37  
 Giacalone, J., & Jokipii, J. R., 1999, ApJ, 520, 204  
 Giacalone, J., & Jokipii, J. R., 2007, ApJ, 663, 41  
 Inoue, T., Yamazaki, R., & Inutsuka, S., 2009, ApJ, 695, 825  
 Inoue, T., Yamazaki, R., Inutsuka, S., et al. 2012, ApJ, 744, 71  
 Jokipii, J. R., 1987, ApJ, 313, 842  
 Kato, T. N. & Takahara, F., 2003, MNRAS, 342, 639  
 Kong, F. J., Qin, G., & Zhang, L. H., 2017, ApJ, 845, 43  
 Krymsky, G. F., 1977, Dokl. Akad. Nauk SSSR, 234, 1306  
 Lemoine, M., Pelletier, G., & Revenu, B., 2006, ApJ, 645, 129  
 Niemiec, J., Ostrowski, M. & Pohl, M., 2006, ApJ, 650, 1020  
 Niemiec, J., Pohl, M., Stroman, T., & Nishikawa, K., 2008, ApJ, 684, 1174  
 Ohira, Y., Reville, R., Kirk, J. G., & Takahara, F., 2009 ApJ, 698, 445  
 Ohira, Y., Terasawa, T., & Takahara, F., 2009 ApJ, 703, L62  
 Ohira, Y., Murase, K., & Yamazaki, R., 2010 A&A, 513, A17  
 Ohira, Y. 2012 ApJ, 758, 97  
 Ohira, Y., Yamazaki, R., Kawanaka, N., & Ioka, K., 2012 MNRAS, 427, 91  
 Ohira, Y. 2013 Phys. Rev. Lett., 111, 245002  
 Ohira, Y. 2016 ApJ, 817, 137  
 Ohira, Y. 2016, ApJ, 827, 36  
 Ptuskin, V. S. & Zirakashvili, V. N. 2003, A&A, 403, 1  
 Ptuskin, V. S. & Zirakashvili, V. N. 2005, A&A, 429, 755  
 Pohl, M., Yan, H., & Lazarian, A., 2005, ApJ, 626, L101  
 Riquelme, M. A., & Spitkovsky, A., 2009 ApJ, 694, 626  
 Shalchi, A., B sching, I., Lazarian, A., & Schlickeiser, R., 2010 ApJ, 725, 2117  
 Shalchi, A., & Dosch, A., 2009 Phys. Rev. D, 79, 083001  
 Takamoto, M., & Kirk, J. G., 2015 ApJ, 809, 29

- Uchiyama, Y. et al. 2007, *Nature*, 449, 576
- Vink, J., & Laming, J. M. 2003, *ApJ*, 584, 758
- Yamazaki, R., Yoshida, T., Terasawa, T., et al. 2004, *A&A*, 416, 595
- Yamazaki, R., Ohira, Y., Sawada, M., & Bamba, A., 2014, *RAA*, 14, 165
- Yamazaki, R., Yoshida, T., Tsuchihashi, Y., et al. 2015, *Journal of High Energy Astrophysics*, 5, 1
- Zank, G. P., Li, G., Florinski, V., et al. 2004, *J. Geophys. Res.*, 109, 04107
- Zank, G. P., Li, G., Florinski, V., et al. 2006, *J. Geophys. Res.*, 111, 06108