

Avoiding zero probability events when computing Value at Risk contributions: a Malliavin calculus approach

Yuri F. Saporito · Rodrigo S. Targino

May 15, 2022

Abstract This paper is concerned with the process of risk allocation for a generic multivariate model when the risk measure is chosen as the Value-at-Risk (VaR). Making use of Malliavin calculus, we recast the traditional Euler contributions from an expectation conditional to an event of zero probability to a ratio of conditional expectations, where both the numerator and the denominator's conditioning events have positive probability. For several different models we show empirically that the estimator using this novel representation has no perceivable bias and variance smaller than a standard estimator used in practice.

Keywords Risk Management · Capital Allocation · Malliavin Calculus

1 Introduction

Let us consider $\mathbf{X} = (X_1, \dots, X_d)^1$ the losses (negative of the returns) of d different assets in a portfolio. For a linear portfolio with unitary exposure to each asset, the portfolio-wide loss is defined as $X = \sum_{i=1}^d X_i$. After a risk measure of the portfolio is computed, one is usually interested in understanding how much each asset contributes to the overall portfolio risk, in a process known as risk allocation.

Here we follow the Euler allocation principle, proposed in [21]. This principle arises in different contexts in the literature. For example, in [4] and [11] it is motivated by two (different) sets of axioms, leading to coherent allocation principles (for a relationship between coherent risk measures and coherent capital allocations see [2]). It has also found a wide range of applications, ranging from credit ([21], [8]) and systemic risks ([1], [14]) to banking and insurance capital [22].

In this paper we assume the risk measure of interest is the Value-at-Risk (VaR) with confidence level α . For this measure, the Euler principle states the VaR allocation to the i -th asset is given by

$$\mathcal{C}_i^\alpha = \mathbb{E}[X_i \mid X = \text{VaR}_\alpha(X)]. \quad (1.1)$$

The expectations in (1.1) rarely have close form solutions; with a notable exception being when the losses are jointly Gaussian or, more generally, elliptically distributed [16]. Therefore, approximation strategies need to be used if one is willing to use a generic multivariate loss model.

As the VaR allocations are expectations conditional to an event of probability zero, direct Monte Carlo simulation cannot be used. One strategy, followed by [8], to avoid the zero probability condition in the expectations is to generate samples from $p(\mathbf{x} \mid x \in [\text{VaR}_{\alpha-\delta}(X), \text{VaR}_{\alpha+\delta}(X)])$, which leads to approximate allocations, henceforth named δ -allocations,

$$\mathcal{C}_i^{\alpha, \delta} = \mathbb{E}[X_i \mid X \in [\text{VaR}_{\alpha-\delta}(X), \text{VaR}_{\alpha+\delta}(X)]]. \quad (1.2)$$

To the best of our knowledge, the issue of computing the exact VaR allocations has only been addressed in [13] and its extension in [12]. In these papers the authors use a Metropolis Hastings algorithm to sample from $p((x_1, \dots, x_{d-1}) \mid x = \text{VaR}_\alpha(X))$ allied to the fact that $\mathcal{C}_d^\alpha = \text{VaR}_\alpha(X) - \sum_{i=1}^{d-1} \mathcal{C}_i^\alpha$, in a strategy that resembles the slice sampler employed for the computation of the ES allocations of [20].

Here we take a different route. Instead of directly targeting the distribution of $\mathbf{X} \mid X = \text{VaR}_\alpha(X)$ we build upon the ideas of [7] and develop a novel expression for VaR allocations, namely,

$$\mathcal{C}_i^\alpha = \frac{\mathbb{E}[X_i \pi_i \mid X \geq \text{VaR}_\alpha(X)]}{\mathbb{E}[\pi_i \mid X \geq \text{VaR}_\alpha(X)]}, \quad (1.3)$$

School of Applied Mathematics, Getulio Vargas Foundation, Brazil

¹ Bold letters always denote vectors and we use the notation $\mathbf{0} = (0, \dots, 0)$.

with weights π_i depending on the distribution of \mathbf{X} and precisely described in Theorem 2.2.

The reader should note that, besides the fact the expectations in (1.3), differently from (1.1), do not depend on a zero probability event, the conditioning events are precisely the same as the one in the Expected Shortfall (ES) allocations derived from the Euler principle. Therefore, the computationally efficient algorithms derived in [20], [19], [13] and [12] can be easily adapted to estimate the expectations in (1.3).

The remainder of the paper is organized as follows. In Section 2 we state the main result of the paper, i.e. the new expression of the VaR contributions using only expectations conditional to events of positive probability. In Section 3 we provide examples of VaR allocations for several multivariate models and in Section 4 we consider some simulation studies to assess the efficiency of the proposed expression for the VaR allocations. Conclusions are provided in Section 5.

2 The Malliavin formulation for VaR allocations

In this section we present and discuss the main result of this paper, which is proved in Appendix A.2. For a very short overview of Malliavin calculus with emphasis on the necessary results for our work, we forward the reader to Appendix A.1. We start with a basic definition.

Definition 2.1 For a given $g \in C^1(B; \mathbb{R}^d)$, where $B \subset \mathbb{R}^k$ is closed, we define the operator $A_{g,i} : B \rightarrow \mathbb{R}^{2 \times k}$ as

$$A_{g,i}(\mathbf{u}) = \begin{bmatrix} \nabla g_i(\mathbf{u}) \\ \sum_{j \neq i} \nabla g_j(\mathbf{u}) \end{bmatrix}, \quad (2.1)$$

where $g(\mathbf{u}) = (g_1(\mathbf{u}), \dots, g_d(\mathbf{u}))$.

Theorem 2.2 Assume $\mathbf{X} = g(\mathbf{U})$, where $\mathbf{U} = (U_1, \dots, U_k) \sim U[0, 1]^k$ and $g \in C^1([0, 1]^k; \mathbb{R}^d)$. Moreover, assume there exists, for each $i = 1, \dots, d$, $f_i \in C^1([0, 1]^k; \mathbb{R}^k)$ such that, for any $\mathbf{u} \in [0, 1]^k$,

$$A_{g,i}(\mathbf{u})f_i(\mathbf{u}) = \begin{bmatrix} 0 \\ 1 \end{bmatrix}. \quad (2.2)$$

Then, the marginal risk allocation for the VaR risk measure is given by

$$\mathcal{C}_i^\alpha = \frac{\mathbb{E}[X_i \pi_i \mid X \geq \text{VaR}_\alpha(X)]}{\mathbb{E}[\pi_i \mid X \geq \text{VaR}_\alpha(X)]}, \quad (2.3)$$

where the weight π_i is

$$\pi_i = \text{Tr}(\nabla f_i(\mathbf{U})), \quad (2.4)$$

$\text{Tr}(A)$ is the trace operator of a matrix A and ∇f_i is the Jacobian matrix of $f_i \in C^1([0, 1]^k; \mathbb{R}^k)$.

We refer to (2.3) as the Malliavin formulation of the allocations. Several examples of models (i.e. g) and their correspondent weight π are studied in the following section and summarized in Table 2.1.

It is possible to avoid Condition (2.2). However, this would lead to a more complex formula in detriment of the simplicity of formula (2.3). For this alternative formulation of our result, see Appendix A.3. Nonetheless, we use the formulation of Theorem 2.2 due to the simplicity of the final formula for \mathcal{C}_i^α allowing a more direct numerical implementation. Additionally, finding the function f_i that solves (2.2) was feasible in realistic examples.

Remark 2.3 Notice that if $\pi = C\tilde{\pi}$, for some known, constant C , then Equation (2.3) is valid with $\tilde{\pi}$.

Remark 2.4 There are several approaches available to reduce variance of Malliavin estimators of the form (2.3). See, for instance, [7].

3 Examples

In this section we consider different choices of g , which imply different distributions for \mathbf{X} . In the examples below, given the model g , we find a function f that solves Equation (2.2) and then derive the weight π .

Distribution	Marginal	Weight π_i
Independent Log-Normal	$LN(0, \sigma_j^2)$	$\sum_{j \neq i} \frac{Z_j + \sigma_j}{\sigma_j X_j}$, where $Z_j = \Phi^{-1}(U_j)$
Independent Exponential	$Exp(\lambda_j)$	$\sum_{j \neq i} (1 - X_j)$
Independent Gamma	$Gamma(\alpha_j, \beta_j)$	$\sum_{j \neq i} \left(\frac{\alpha_j - 1}{U_j} - \beta_j \right) \frac{1}{p_j(U_j)}$
Gaussian	$N(\mu, LL^T)$	$f_i \cdot \mathbf{Z}$, where $\begin{bmatrix} \ell_i \\ \mathcal{L} - \ell_i \end{bmatrix} f_i = \begin{bmatrix} 0 \\ 1 \end{bmatrix}$ and $\mathcal{L} = \sum_{j=1}^d \ell_j$
Archimedean Copula	ψ $\mathcal{V} \sim \mathcal{LS}^{-1}(\psi)$	$\sum_{j \neq i, k} p_j(X_j) \left(\frac{\mathcal{V}}{\psi'(\phi_j(\mathbf{U}))} + \frac{\psi''(\phi_j(\mathbf{U}))}{\psi'(\phi_j(\mathbf{U}))^2} \right) - \frac{p'_j(X_j)}{p_j(X_j)}$
Clayton Copula	$\psi(t) = (1+t)^{-1/\vartheta}$ $\mathcal{V} \sim \Gamma(1/\vartheta, 1)$	$\sum_{j \neq i, k} \frac{p_j(X_j)}{\psi(\phi_j(\mathbf{U}))} (-\vartheta(\mathcal{V}) - \log U_j) + \vartheta + 1 - \frac{p'_j(X_j)}{p_j(X_j)}$
Gumbel Copula	$\psi(t) = e^{-t^{1/\vartheta}}$ $\mathcal{V} \sim S(\frac{1}{\vartheta}, 1, c, 0; 1)$ $c = (\cos(0.5\pi/\vartheta))^{\vartheta}$	$\sum_{j \neq i, k} \frac{p_j(X_j)}{\psi(\phi_j(\mathbf{U}))} \left(-\vartheta \mathcal{V} \phi_j(\mathbf{U})^{1-\frac{1}{\vartheta}} + (\vartheta - 1) \phi_j(\mathbf{U})^{-\frac{1}{\vartheta}} + 1 \right) - \frac{p'_j(X_j)}{p_j(X_j)}$

Table 2.1 Table with the weights π for several distributions. Remember p_j denotes the marginal density.

3.1 Independent random variables

Let us consider the case of independent random variable, $X_j = \varphi_j(U_j)$, $j = 1, \dots, d$, where U_1, \dots, U_d are iid $U[0, 1]$ and φ_j is twice differentiable. This implies that $g_i(\mathbf{u}) = \varphi_i(u_i)$ and

$$\nabla g_i(\mathbf{u}) = (0, \dots, 0, \varphi'_i(u_i), 0, \dots, 0),$$

where the non-zero entry is in the i -th position. Hence, we consider

$$f_i(\mathbf{u}) = \frac{1}{d-1} \left(\frac{1}{\varphi'_1(u_1)}, \dots, \frac{1}{\varphi'_{i-1}(u_{i-1})}, 0, \frac{1}{\varphi'_{i+1}(u_{i+1})}, \dots, \frac{1}{\varphi'_d(u_d)} \right)$$

to satisfy (2.2), which implies

$$\text{Tr}(\nabla f_i(\mathbf{u})) = -\frac{1}{d-1} \sum_{j \neq i} \frac{\varphi''_j(u_j)}{(\varphi'_j(u_j))^2}$$

and, by Remark 2.3, we take

$$\pi_i = \sum_{j \neq i} \frac{\varphi''_j(U_j)}{(\varphi'_j(U_j))^2}. \quad (3.1)$$

Frequently, φ_j is the cumulative distribution function (c.d.f.) of a given distribution with density p_j . If this density is differentiable, then

$$\pi_i = \sum_{j \neq i} \frac{p'_j(U_j)}{(p_j(U_j))^2}. \quad (3.2)$$

For instance, let us consider some particular distributions:

1. Log-normal: $\varphi_j(u) = e^{\mu_j + \sigma_j \Phi^{-1}(u)}$. This implies

$$\pi_i = \sum_{j \neq i} \frac{Z_j + \sigma_j}{\sigma_j X_j},$$

where $Z_j = \Phi^{-1}(U_j)$.

2. Exponential: $\varphi_j(u) = 1 - e^{-\lambda_j u}$, which gives

$$\pi_i = \sum_{j \neq i} (1 - X_j).$$

3. Gamma: $p_j(u) = \frac{\beta_j^{\alpha_j}}{\Gamma(\alpha_j)} u^{\alpha_j-1} e^{-\beta_j u}$, which gives

$$\pi_i = \sum_{j \neq i} \left(\frac{\alpha_j - 1}{U_j} - \beta_j \right) \frac{1}{p_j(U_j)}.$$

3.2 Multivariate Gaussian

Assume \mathbf{X} is distributed according a multivariate Gaussian distribution, i.e. $\mathbf{X} = \mu + L\mathbf{Z}$, where \mathbf{Z} is a k -dimensional standard Gaussian random vector with $k \geq d$ and L is a $d \times k$ full-rank, lower triangular matrix. In this model, it is advantageous to use the formulation of Theorem A.3. Hence, $g_i(\mathbf{z}) = \mu_i + \ell_i \cdot \mathbf{z}$ and then

$$\nabla g_i(\mathbf{z}) = \ell_i,$$

where ℓ_i is the i -th row of the matrix L . This implies that $A_{g,i}(\mathbf{z})$ is independent of \mathbf{z} and

$$A_{g,i}(\mathbf{z}) = A_{g,i} = \begin{bmatrix} \ell_i \\ \sum_{j \neq i} \ell_j \end{bmatrix} = \begin{bmatrix} \ell_i \\ \mathcal{L} - \ell_i \end{bmatrix},$$

where $\mathcal{L} = \sum_{j=1}^d \ell_j$. Thus, we might consider $f_i \in \mathbb{R}^k$ constant such that

$$A_{g,i} f_i = \begin{bmatrix} 0 \\ 1 \end{bmatrix}. \quad (3.3)$$

to satisfy (A.6). Since the matrix L is full rank, the rank of $A_{g,i}$ is 2. Therefore, there exist infinitely many solution to $A_{g,i} x = \begin{bmatrix} 0 \\ 1 \end{bmatrix}$ and we could take any of them to be f_i . Since f_i is constant, $\nabla f_i = 0$, which implies

$$\pi_i = f_i \cdot \mathbf{Z}, \quad (3.4)$$

see Equation (A.7).

3.3 Elliptical Distribution

An interesting generalization of the previous example is the class of elliptical distributions:

$$\mathbf{X} = \mu + RLS,$$

where \mathbf{S} is a d -dimensional random vector uniformly distributed in the sphere in \mathbb{R}^d , L is a $d \times d$ full-rank, lower triangular matrix and R is an one-dimensional radial random variable independent of \mathbf{S} . If \mathbf{Z} is a d -dimensional standard Gaussian random vector, then we may write

$$\mathbf{S} = \frac{\mathbf{Z}}{\|\mathbf{Z}\|}.$$

Moreover, without loss of generality, we may consider $R = \phi(Z_{d+1})$ for some positive function ϕ , where $Z_{d+1} \sim N(0, 1)$ is independent of \mathbf{Z} . Therefore, as in the previous example, we use the formulation of Theorem A.3. Notice

$$g_i(\mathbf{z}, z_{d+1}) = \mu_i + \phi(z_{d+1}) \psi(\mathbf{z})(\ell_i \cdot \mathbf{z}),$$

where $\mathbf{z} = (z_1, \dots, z_d)$ and $\psi(\mathbf{z}) = \|\mathbf{z}\|^{-1}$. Hence

$$\nabla g_i(\mathbf{z}, z_{d+1}) = [(\ell_i \cdot \mathbf{z}) \phi(z_{d+1}) \nabla \psi(\mathbf{z}) + \psi(\mathbf{z}) \phi(z_{d+1}) \ell_i, \quad \psi(\mathbf{z}) \phi'(z_{d+1}) (\ell_i \cdot \mathbf{z})],$$

where we are specifying the $(d+1)$ -entry of the vector. If we define

$$\Psi_i(\mathbf{z}) = (\ell_i \cdot \mathbf{z}) \nabla \psi(\mathbf{z}) + \psi(\mathbf{z}) \ell_i = -(\ell_i \cdot \mathbf{z}) \psi^3(\mathbf{z}) \mathbf{z} + \psi(\mathbf{z}) \ell_i,$$

we find

$$\nabla g_i(\mathbf{z}, z_{d+1}) = [\phi(z_{d+1}) \Psi_i(\mathbf{z}), \psi(\mathbf{z}) \phi'(z_{d+1}) (\ell_i \cdot \mathbf{z})].$$

Then, slightly abusing the notation, we write $f_i(\mathbf{z}, z_{d+1}) = (f(\mathbf{z}, z_{d+1}), f_{d+1}(\mathbf{z}, z_{d+1}))$.

Hence, Equation (2.2) becomes

$$\begin{cases} \phi(z_{d+1}) (\Psi_i(\mathbf{z}) \cdot f(\mathbf{z}, z_{d+1})) + \psi(\mathbf{z}) \phi'(z_{d+1}) (\ell_i \cdot \mathbf{z}) f_{d+1}(\mathbf{z}, z_{d+1}) = 0, \\ \sum_{j \neq i} (\phi(z_{d+1}) \Psi_j(\mathbf{z}) \cdot f(\mathbf{z}, z_{d+1}) + \psi(\mathbf{z}) \phi'(z_{d+1}) (\ell_j \cdot \mathbf{z}) f_{d+1}(\mathbf{z}, z_{d+1})) = 1. \end{cases}$$

Assuming that $f(\mathbf{z}, z_{d+1})$ was already computed, we may write f_{d+1} using the first equation above:

$$f_{d+1}(\mathbf{z}, z_{d+1}) = -\frac{\phi(z_{d+1}) (\Psi_i(\mathbf{z}) \cdot f(\mathbf{z}, z_{d+1}))}{\psi(\mathbf{z}) \phi'(z_{d+1}) (\ell_i \cdot \mathbf{z})}. \quad (3.5)$$

Using this formula in the second equation, we find

$$\begin{aligned} 1 &= \sum_{j \neq i} (\phi(z_{d+1}) \Psi_j(\mathbf{z}) \cdot f(\mathbf{z}, z_{d+1}) + \psi(\mathbf{z}) \phi'(z_{d+1}) (\ell_j \cdot \mathbf{z}) f_{d+1}(\mathbf{z}, z_{d+1})) \\ &= \sum_{j \neq i} \left(\phi(z_{d+1}) \Psi_j(\mathbf{z}) \cdot f(\mathbf{z}, z_{d+1}) - \psi(\mathbf{z}) \phi'(z_{d+1}) (\ell_j \cdot \mathbf{z}) \frac{\phi(z_{d+1}) (\Psi_i(\mathbf{z}) \cdot f(\mathbf{z}, z_{d+1}))}{\psi(\mathbf{z}) \phi'(z_{d+1}) (\ell_i \cdot \mathbf{z})} \right) \\ &= \sum_{j \neq i} \left(\phi(z_{d+1}) \Psi_j(\mathbf{z}) \cdot f(\mathbf{z}, z_{d+1}) - \frac{\ell_j \cdot \mathbf{z}}{\ell_i \cdot \mathbf{z}} \phi(z_{d+1}) (\Psi_i(\mathbf{z}) \cdot f(\mathbf{z}, z_{d+1})) \right) \\ &= \phi(z_{d+1}) \sum_{j \neq i} \left(\Psi_j(\mathbf{z}) \cdot f(\mathbf{z}, z_{d+1}) - \frac{\ell_j \cdot \mathbf{z}}{\ell_i \cdot \mathbf{z}} (\Psi_i(\mathbf{z}) \cdot f(\mathbf{z}, z_{d+1})) \right) \\ &= \phi(z_{d+1}) \left(\sum_{j \neq i} \Psi_j(\mathbf{z}) - \frac{\ell_j \cdot \mathbf{z}}{\ell_i \cdot \mathbf{z}} \Psi_i(\mathbf{z}) \right) \cdot f(\mathbf{z}, z_{d+1}) \\ &= \phi(z_{d+1}) \psi(\mathbf{z}) \left(\mathcal{L} - \frac{\mathcal{L} \cdot \mathbf{z}}{\ell_i \cdot \mathbf{z}} \ell_i \right) \cdot f(\mathbf{z}, z_{d+1}) = \frac{\phi(z_{d+1})}{\|\mathbf{z}\|} \left(\mathcal{L} - \frac{\mathcal{L} \cdot \mathbf{z}}{\ell_i \cdot \mathbf{z}} \ell_i \right) \cdot f(\mathbf{z}, z_{d+1}), \end{aligned}$$

where, as before, $\mathcal{L} = \sum_j \ell_j$. Therefore, if we define

$$E(\mathbf{z}) = \mathcal{L} - \frac{\mathcal{L} \cdot \mathbf{z}}{\ell_i \cdot \mathbf{z}} \ell_i,$$

we may choose

$$f(\mathbf{z}, z_{d+1}) = \frac{\|\mathbf{z}\|}{\phi(z_{d+1})} \frac{E(\mathbf{z})}{\|E(\mathbf{z})\|^2}.$$

Plugging this back into the formula for f_{d+1} in Equation (3.5), we find

$$\begin{aligned} f_{d+1}(\mathbf{z}, z_{d+1}) &= -\|\mathbf{z}\| \frac{\Psi_i(\mathbf{z}) \cdot E(\mathbf{z})}{\phi'(z_{d+1}) (\ell_i \cdot \mathbf{z}) \|E(\mathbf{z})\|^2} \\ &= -\frac{\|\mathbf{z}\|}{\phi'(z_{d+1}) (\ell_i \cdot \mathbf{z}) \|E(\mathbf{z})\|^2} \left((\mathcal{L} \cdot \ell_i) - \frac{\mathcal{L} \cdot \mathbf{z}}{\ell_i \cdot \mathbf{z}} \|\ell_i\|^2 \right). \end{aligned}$$

The weight could then be computed by performing the calculation of Equation (A.7).

3.4 Archimedean Copula

Let us now assume we have a random vector $\mathbf{X} = (X_1, \dots, X_d)$ such that its joint c.d.f. given by

$$F(x_1, \dots, x_d) = C_\psi(F_1(x_1), \dots, F_d(x_d)), \quad (3.6)$$

where C_ψ is an Archimedean copula with generator ψ . Denoting by $\mathcal{F} = \mathcal{LS}^{-1}(\psi)$ the inverse Laplace-Stieltjes transform of ψ , we assume that both \mathcal{F} and the marginals F_i are absolutely continuous and that the density of F_i , denoted by p_i , is differentiable. Note that these regularity conditions may be relaxed using standard mollification techniques.

Following the Marshall-Olkin algorithm [15], in order to generate a sample $(\mathcal{U}_1, \dots, \mathcal{U}_d)$ from the copula C_ψ , one should

- (a) Sample $\mathcal{V} \sim \mathcal{F} = \mathcal{LS}^{-1}(\psi)$;
- (b) Sample $U_i \stackrel{iid}{\sim} U[0, 1]$, $i = 1, \dots, d$;
- (c) Define $\mathcal{U}_i = \psi(-\log(U_i)/\mathcal{V})$, $i = 1, \dots, d$.

Then, a sample $\mathbf{X} = (X_1, \dots, X_d)$ from the joint distribution in (3.6) is such that $X_i = F_i^{-1}(\mathcal{U}_i)$.

In order to write each X_i as a function of i.i.d. uniform random variables, we first note that the Marshall-Olkin algorithm needs $k = d + 1$ i.i.d. uniforms: U_1, \dots, U_{k-1} , from item (b) and U_k , which is such that $\mathcal{V} = \mathcal{H}(U_k)$ with $\mathcal{H} = \mathcal{F}^{-1}$. Therefore, we write the random variable X_i as

$$X_i = F_i^{-1}(\mathcal{U}_i(\mathbf{U})),$$

where $\mathbf{U} = (U_1, \dots, U_k)$ and the function \mathcal{U}_i computes the pseudo-observations:

$$\mathcal{U}_i(\mathbf{u}) = \psi\left(-\frac{\log(u_i)}{\mathcal{H}(u_k)}\right).$$

The reader should note there is an abuse of notation here, as we use \mathcal{U}_i for both the function defined above and the random variable from the Marshall-Olkin sampling procedure.

If we further define $H_i = F_i^{-1}$, then we have that $g_i(\mathbf{u}) = H_i(\mathcal{U}_i(\mathbf{u}))$ and also that

$$A_{g,i}(\mathbf{u}) = \begin{bmatrix} H'_i(\mathcal{U}_i(\mathbf{u})) \nabla \mathcal{U}_i(\mathbf{u}) \\ \sum_{j \neq i} H'_j(\mathcal{U}_j(\mathbf{u})) \nabla \mathcal{U}_j(\mathbf{u}) \end{bmatrix}. \quad (3.7)$$

The gradient of \mathcal{U}_i can easily be computed as

$$\frac{\partial \mathcal{U}_i}{\partial u_j}(\mathbf{u}) = \begin{cases} 0, & \text{if } j \neq i \text{ and } j \neq k, \\ -\psi'\left(-\frac{\log(u_i)}{\mathcal{H}(u_k)}\right) \frac{1}{u_i \mathcal{H}(u_k)}, & \text{if } j = i, \\ \psi'\left(-\frac{\log(u_i)}{\mathcal{H}(u_k)}\right) \log(u_i) \frac{\mathcal{H}'(u_k)}{\mathcal{H}^2(u_k)}, & \text{if } j = k. \end{cases}$$

In a more succinct notation, for $i = 1, \dots, k-1$, define

$$\phi_i(\mathbf{u}) = -\frac{\log(u_i)}{\mathcal{H}(u_k)}$$

and

$$\nabla \mathcal{U}_i(\mathbf{u}) = \psi'(\phi_i(\mathbf{u})) \frac{1}{\mathcal{H}(u_k)} \left(-\frac{1}{u_i} \mathbf{e}_i - \phi_i(\mathbf{u}) \mathcal{H}'(u_k) \mathbf{e}_k \right),$$

with $\mathbf{e}_i = (0, \dots, 0, 1, 0, \dots, 0) \in \mathbb{R}^k$ is the vector with zeros everywhere but at the i -th coordinate.

In order to find a function $f_i(\mathbf{u})$ satisfying Equation (2.2), we write $f_i(\mathbf{u}) = \sum_{\ell=1}^k \alpha_\ell(\mathbf{u}) \mathbf{e}_\ell$. We pick

$$\begin{cases} \alpha_i(\mathbf{u}) = 0, \\ \alpha_k(\mathbf{u}) = 0, \end{cases}$$

but other choices could be considered. We then choose α_j such that

$$\sum_{j \neq i, k} H'_j(\mathcal{U}_j(\mathbf{u})) \psi'(\phi_j(\mathbf{u})) \frac{1}{\mathcal{H}(u_k)} \left(-\frac{\alpha_j(\mathbf{u})}{u_j} \right) = 1.$$

One solution is

$$\alpha_j(\mathbf{u}) = -\frac{u_j}{k-2} \frac{\mathcal{H}(u_k)}{\psi'(\phi_j(\mathbf{u}))} \frac{1}{H'_j(\mathcal{U}_j(\mathbf{u}))}.$$

Then, the weight π could be written as

$$\pi_i = \sum_{j \neq i, k} \frac{\partial \alpha_j}{\partial u_j}(\mathbf{U}),$$

where

$$(k-2) \frac{\partial \alpha_j}{\partial u_j}(\mathbf{u}) = -\frac{\mathcal{H}(u_k)}{\psi'(\phi_j(\mathbf{u}))} \frac{1}{H'_j(\mathcal{U}_j(\mathbf{u}))} - \frac{\psi''(\phi_j(\mathbf{u}))}{\psi'(\phi_j(\mathbf{u}))^2} \frac{1}{H'_j(\mathcal{U}_j(\mathbf{u}))} - \frac{H''_j(\mathcal{U}_j(\mathbf{u}))}{(H'_j(\mathcal{U}_j(\mathbf{u})))^2}.$$

Moreover, since $H_i = F_i^{-1}$ and p_i is the density of F_i , we find

$$H'_i(x) = \frac{1}{p_i(H_i(x))} \quad \text{and} \quad H''_i(x) = -\frac{p'_i(H_i(x))}{p_i(H_i(x))^3}.$$

Therefore, using the fact $H_i(\mathcal{U}_i(\mathbf{U})) = X_i$, we conclude

$$(k-2) \frac{\partial \alpha_j}{\partial u_j}(\mathbf{U}) = -\frac{\mathcal{H}(U_k)}{\psi'(\phi_j(\mathbf{U}))} f_j(X_j) - \frac{\psi''(\phi_j(\mathbf{U}))}{\psi'(\phi_j(\mathbf{U}))^2} p_j(X_j) + \frac{p'_j(X_j)}{p_j(X_j)}.$$

Finally, we find

$$\pi_i = \sum_{j \neq i, k} p_j(X_j) \left(\frac{\mathcal{H}(U_k)}{\psi'(\phi_j(\mathbf{U}))} + \frac{\psi''(\phi_j(\mathbf{U}))}{\psi'(\phi_j(\mathbf{U}))^2} \right) - \frac{p'_j(X_j)}{p_j(X_j)}.$$

If we define

$$\gamma_j(\mathbf{u}) = \frac{\mathcal{H}(u_k)}{\psi'(\phi_j(\mathbf{u}))} + \frac{\psi''(\phi_j(\mathbf{u}))}{\psi'(\phi_j(\mathbf{u}))^2}, \quad (3.8)$$

which depends solely on the copula C_ψ , we may rewrite π as

$$\pi_i = \sum_{j \neq i, k} p_j(X_j) \gamma_j(\mathbf{U}) - \frac{p'_j(X_j)}{p_j(X_j)}. \quad (3.9)$$

Moreover, if we denote $c(t) = (\log \psi(t))'$ (i.e. $\psi'(t) = c(t)\psi(t)$), we can write γ_j as

$$\gamma_j(\mathbf{u}) = \frac{1}{\psi(\phi_j(\mathbf{u}))} \left(\frac{\mathcal{H}(u_k)}{c(\phi_j(\mathbf{u}))} + \frac{c'(\phi_j(\mathbf{u}))}{c^2(\phi_j(\mathbf{u}))} + 1 \right).$$

3.4.1 Clayton copula

For $\psi(t) = (1+t)^{-1/\vartheta}$, with $\vartheta \in (0, \infty)$, one gets the Clayton family of copulas. Here, $c(t) = -\frac{1}{\vartheta} \frac{1}{1+t}$ and

$$\gamma_j(\mathbf{u}) = \frac{1}{\psi(\phi_j(\mathbf{u}))} (-\vartheta(\mathcal{H}(u_k) - \log u_j) + \vartheta + 1),$$

where $\mathcal{H}(U_k) \sim \text{Gamma}(1/\vartheta, 1)$.

3.4.2 Gumbel copula

In this case, $\psi(t) = e^{-t^{1/\vartheta}}$, for $\vartheta \in [1, +\infty)$. Hence, $c(t) = -\frac{1}{\vartheta} t^{1/\vartheta-1}$ and

$$\gamma_j(\mathbf{u}) = \frac{1}{\psi(\phi_j(\mathbf{u}))} \left(-\vartheta \mathcal{H}(u_k) \phi_j(\mathbf{u})^{1-1/\vartheta} + (\vartheta-1) \phi_j(\mathbf{u})^{-1/\vartheta} + 1 \right),$$

where $\mathcal{H}(U_k) \sim S(1/\vartheta, 1, (\cos(\frac{\pi}{2\vartheta}))^\vartheta, 0; 1)$, Nolan's 1-parametrization of stable distribution [17].

3.4.3 Marginals

Depending on the chosen marginals, we can simplify the term p'_j/p_j . Indeed,

1. Gaussian $N(0, \sigma_j^2)$: $\frac{p'_j(x)}{p_j(x)} = -\frac{x}{\sigma_j^2}$;
2. Generalized Pareto $GPD(\xi_j, \beta_j)$: $\frac{p'_j(x)}{p_j(x)} = -\frac{1 + \xi_j}{\beta_j} \left(1 + \xi_j \frac{x}{\beta_j}\right)^{-1}$, for $x \geq 0$;
3. Exponential $Exp(\lambda_j)$: $\frac{p'_j(x)}{p_j(x)} \equiv -\lambda_j$;
4. Log-normal $LN(\mu_j, \sigma_j)$: $\frac{p'_j(x)}{p_j(x)} = -\frac{1}{x} \left(\frac{\log x - \mu_j}{\sigma_j^2} + 1\right)$.

3.4.4 Survival Copulas

When $C : [0, 1]^d \rightarrow [0, 1]$ is a copula and $\mathcal{U} \sim C$, its survival copula is defined as $\tilde{C}(\mathbf{u}) = \bar{C}(1 - u_1, \dots, 1 - u_d)$, where $\bar{C}(\mathbf{u}) = \mathbb{P}(\mathcal{U}_1 > u_1, \dots, \mathcal{U}_d > u_d)$. In other words, the survival copula is the copula associated with the survival function of \mathcal{U} . Therefore, to sample $\tilde{\mathcal{U}} \sim \tilde{C}$ one can simply sample $\mathcal{U} \sim C$ and define $\tilde{\mathcal{U}}_i = 1 - \mathcal{U}_i$, for $i = 1, \dots, d$.

If the original copula is Archimedean, a simple calculation shows that the weight for the corresponding survival copula is

$$\pi_i = \sum_{j \neq i, k} p_j(X_j) \gamma_j(\mathbf{U}) + \frac{p'_j(X_j)}{p_j(X_j)}, \quad (3.10)$$

where γ_j is given by Equation (3.8).

4 Numerical Exercise

In order to assess the efficiency of the Malliavin representation (see Theorem 2.2) when compared to the δ -allocations of equation (1.2), we perform simulation exercises for some of the models presented in Section 3.

To compare simple Monte Carlo estimators (to be described soon), we first pre-compute the VaR and use it for both methods. The error in this step is irrelevant, as we can think we are computing $\mathbb{E}[X_i | X = B]$ where B is a constant, so for the remainder of this section we assume all VaRs have been perfectly computed.

Let us denote by $A_{\alpha, \delta}$ the conditioning event in (1.2), i.e. $A_{\alpha, \delta} = [X \in [\text{VaR}_{\alpha - \delta}(X), \text{VaR}_{\alpha + \delta}(X)]]$. We also define $A_\alpha = [X \geq \text{VaR}_\alpha(X)]$, the event in the Malliavin formulation (2.3).

For a sample $\mathbf{X}^{(1)}, \dots, \mathbf{X}^{(N)}$, we denote by $\mathbf{Y}_\alpha^{(1)}, \dots, \mathbf{Y}_\alpha^{(N_\alpha^*)}$ the N_α^* samples which belong to A_α and $\gamma_\alpha^{(1)}, \dots, \gamma_\alpha^{(N_\alpha^*)}$ the corresponding π 's from Theorem 2.2. Similarly, $\mathbf{Y}_{\alpha, \delta}^{(1)}, \dots, \mathbf{Y}_{\alpha, \delta}^{(N_{\alpha, \delta}^*)}$ denotes the $N_{\alpha, \delta}^*$ samples in $A_{\alpha, \delta}$. Note that $0 \leq N_\alpha^*, N_{\alpha, \delta}^* \leq N$, i.e., both N_α^* and $N_{\alpha, \delta}^*$ can be zero and in this case the estimates would not be defined. For a fixed sample size N , we have that $\mathbb{E}[N_\alpha^*] = (1 - \alpha)N$ and $\mathbb{E}[N_{\alpha, \delta}^*] = 2\delta N$, and as long as $1 - \alpha \geq 2\delta$, we have $\mathbb{E}[N_\alpha^*] \geq \mathbb{E}[N_{\alpha, \delta}^*]$.

We wish to compare the following estimators of \mathcal{C}_i^α :

$$\hat{\mathcal{C}}_i^{\alpha, \delta} = \frac{1}{N_\delta^*} \sum_{n=1}^{N_{\alpha, \delta}^*} Y_{\alpha, \delta, i}^{(n)}. \quad (4.1)$$

and

$$\hat{\mathcal{C}}_i^\alpha = \frac{\sum_{n=1}^{N_\alpha^*} Y_{\alpha, i}^{(n)} \gamma_{\alpha, i}^{(n)}}{\sum_{n=1}^{N_\alpha^*} \gamma_{\alpha, i}^{(n)}}. \quad (4.2)$$

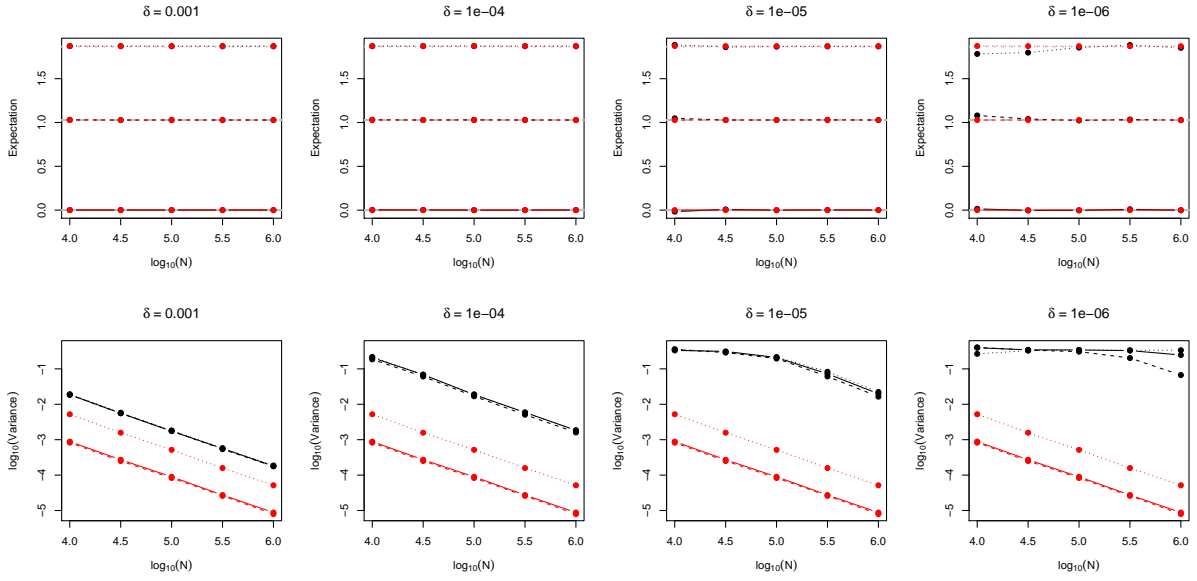


Fig. 4.1 Multivariate Gaussian model of Section 4.1. Mean (top row) and variance (bottom row) of the δ -estimator (black) and the Malliavin (red) for the first allocation \mathcal{C}_1^α . Each line type (solid, dashed and dotted) represent a different value of α . The columns represent different values for δ .

In the sequel we study the impact of δ and the sample size N in the mean and variance of both estimators (computed using 10000 replicates). For each combination of $\delta \in \{10^{-3}, 10^{-4}, 10^{-5}, 10^{-6}\}$ and $N \in \{10^4, \lceil 10^{4.5} \rceil, 10^5, \lceil 10^{5.5} \rceil, 10^6\}$ we calculate the allocations for $\alpha \in \{0.5, 0.9, 0.99\}$. Although practitioners would not be interested in $\alpha = 0.5$, the method proposed should produce lower variance for any α and for higher values of α the estimates are numerically more stable.

It should also be noticed that regardless of the value of α , the conditioning event in (1.2) has probability 2δ , while the events in (2.3), the Malliavin formulation for the VaR allocations, have probability $1 - \alpha$. Moreover, all comparisons are naturally adjusted by their computational cost, as both estimators use the same number of samples. In fact, we use exactly the same samples in both methods.

As the results are qualitatively similar across the components of \mathbf{X} , for each model we only present the results for its first component, i.e. \mathcal{C}_1^α .

4.1 Multivariate Gaussian

If we assume the vector of risks follows a multivariate normal distribution, i.e., $\mathbf{X} = (X_1, \dots, X_d) \sim N(\mathbf{0}, \Sigma)$ then the VaR contributions can be computed in closed form, as $\mathcal{C}_i^\alpha = \Phi^{-1}(\alpha) \frac{(\Sigma \lambda)_i^T}{\sqrt{\lambda^T \Sigma \lambda}}$. We also have that $\text{VaR}_\alpha(X) = \Phi^{-1}(\alpha) \sqrt{\lambda^T \Sigma \lambda}$. Using the notation from Section 3.2, we have $\mu = \mathbf{0}$ and $\Sigma = LL^T$. In our example we take $d = 3$ and

$$L = \begin{bmatrix} 1 & 0 & 0 \\ 0.5 & 0.7 & 0 \\ 1 & 0.8 & 1.1 \end{bmatrix},$$

which leads to variances of 1.0, 0.74 and 2.85 for each one of the components of \mathbf{X} and correlations ranging from 0.58 to 0.72.

From Figure 4.1 we see that both estimators are unbiasedly reproducing the allocations derived from the closed form expression (gray lines) for all values of α . When the value of δ is too small, we see the δ -estimator needs more samples to produce the same error, specially for higher quantiles.

The striking result is related to the variance. As expected, when δ gets smaller the variance of the estimator of the δ -allocations (for the same sample size) depletes very quickly, since there are less samples that satisfies the condition in the expectation, if any. On the other hand, for the Malliavin method the proportion of samples satisfying the condition is on average $1 - \alpha$, whilst for the δ method is 2δ . It can also be seen from Figure 4.1 that, although all variances converge exponentially fast to zero as N increases, the Malliavin variances are consistently smaller than its counterparts in the δ formulation.

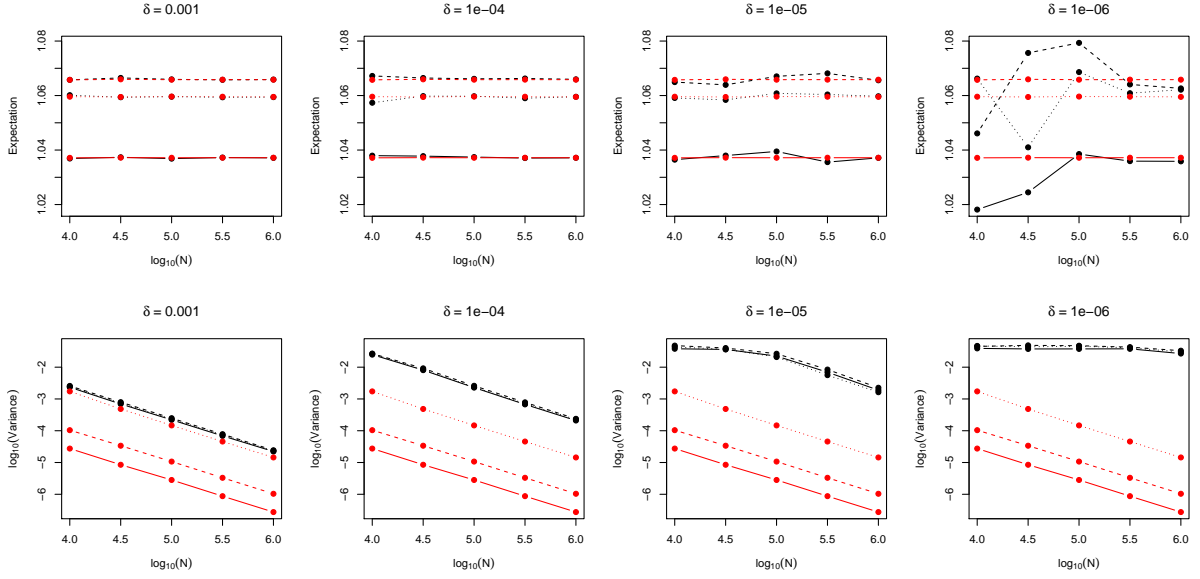


Fig. 4.2 Independent Log-Normals model of Section 4.2. Mean (top row) and variance (bottom row) of the δ -estimator (black) and the Malliavin (red) for the first allocation \mathcal{C}_1^α . Each line type (solid, dashed and dotted) represent a different value of α . The columns represent different values for δ .

4.2 Independent Log-Normals

For this example we follow the structure of Section 3.1 and assume $X_i \stackrel{ind}{\sim} LN(0, \sigma_i)$ with $\sigma_1 = 0.5$, $\sigma_2 = 1$ and $\sigma_3 = 2$. The results are presented in Figure 4.2.

Although the results are qualitatively equivalent to the Gaussian case of the previous section, some points are worth stressing. First, there is no close form expression for the allocations in this example. Therefore, we can only believe the estimates have converged for large enough sample sizes. In this regard, the δ -estimates for $\delta = 10^{-6}$ can be deemed unsatisfactory for $N \leq 10^5$, as the (empirical) expected values are consistently off the estimate for larger δ – which is consistent with the Malliavin formulation.

The estimators' variances behave exactly like in the Gaussian case, with the Malliavin formulation performing uniformly better in all scenarios. Apart from that, for $\delta \leq 10^{-5}$ we start to see that the rate of convergence of the variance decreases substantially when compared with the Malliavin formulation or even with larger values of δ .

4.3 Clayton copula with Gaussian marginals

This simulation exercise is related to Section 3.4.1, where the dependence structure of the multivariate vector \mathbf{X} is assumed to be given by a Clayton copula. Here we assume the copula parameter is $\theta = 2$ and the marginals are $X_i \sim N(0, \sigma_i^2)$, with $\sigma_1 = 1$, $\sigma_2 = 0.5$ and $\sigma_3 = 1$.

The mean and variance of the estimators are presented in Figure 4.3. Once again the results are qualitatively equivalent to the others, with the additional feature that for $\delta \leq 10^{-5}$ there are clearly convergence issues for the δ -estimator when the sample size N is smaller than $10^{5.5}$. For the variance, the same comments made in Section 4.2 apply.

4.4 Survival Clayton copula with GDP marginals

For the last computational experiment, we use the model M1 from [12], where it is assumed $X_i \sim GPD(\xi_i, \beta_j)$ with $\xi_i = 0.3$ and $\beta_i = 1$, for $i = 1, 2, 3$. The results are found in Figure 4.4.

As with all other examples, we see the Malliavin allocations do not show any bias for large enough sample size N and $\alpha \in \{0.9, 0.99\}$, even though for $N = 10^4$ some bias appear to be present. It is worth noticing the apparent bias in the estimation for $\alpha = 0.5$, which we cannot guarantee it is coming from the δ or Malliavin method.

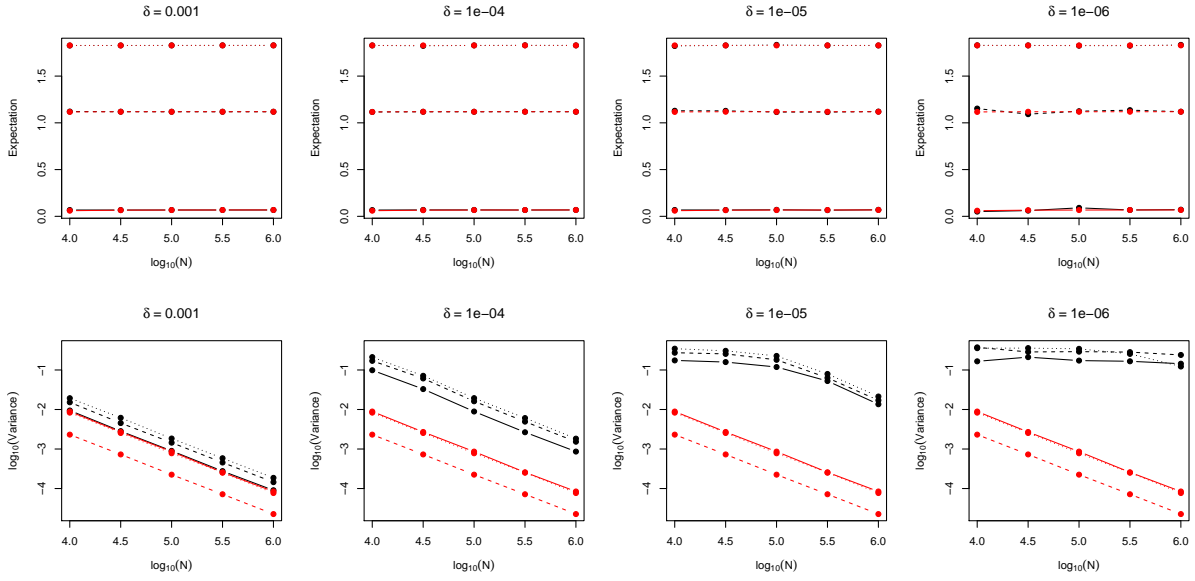


Fig. 4.3 Clayton copula with Gaussian marginals of model in Section 4.3. Mean (top row) and variance (bottom row) of the δ -estimator (black) and the Malliavin (red) for the first allocation \mathcal{C}_1^α . Each line type (solid, dashed and dotted) represent a different value of α . The columns represent different values for δ .

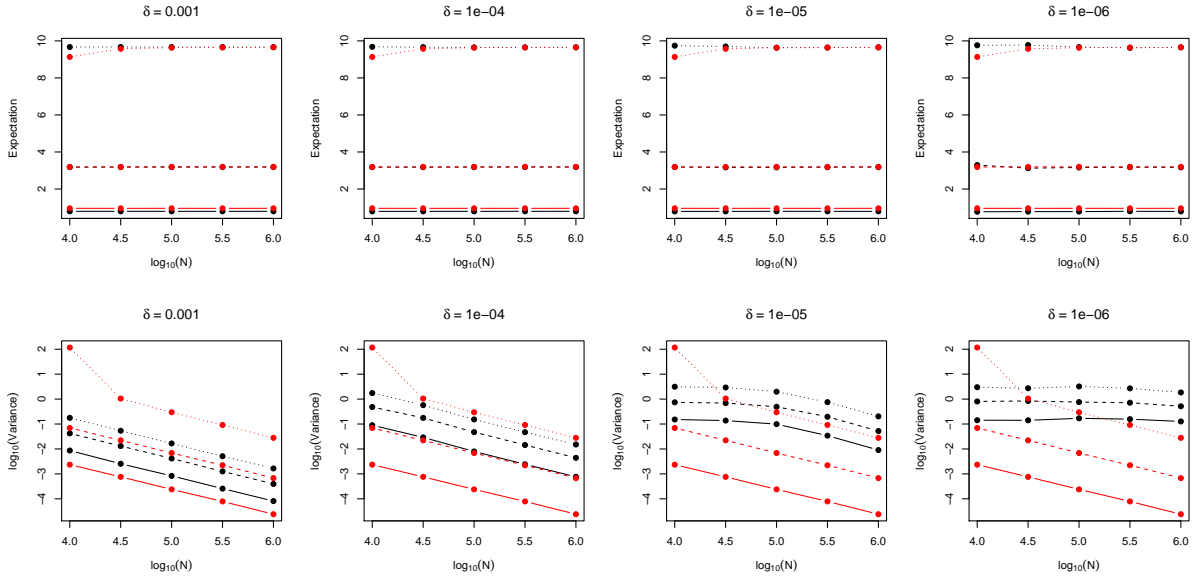


Fig. 4.4 Survival Clayton copula with GPD marginals. Mean (top row) and variance (bottom row) of the δ -estimator (black) and the Malliavin (red) for the first allocation \mathcal{C}_1^α . Each line type (solid, dashed and dotted) represent a different value of α . The columns represent different values for δ .

For sufficiently large values of δ ($\delta = 10^{-3}$ and, to some extent, $\delta = 10^{-4}$), the δ -estimator show less variance than the Malliavin. For $\delta = 10^{-3}$ the δ -estimator presents smaller variance for all quantiles α , while for $\delta = 10^{-4}$ this is only valid for $\alpha = 0.99$. For $\delta \leq 10^{-5}$ and $N \geq 10^{4.5}$ the estimator based on the Malliavin representation delivers a less variable estimator. As in the previous examples, for δ sufficiently small ($\delta = 10^{-6}$) the variance's convergence of the δ -estimator when N increases is vastly compromised.

5 Conclusion

We use results from the Malliavin calculus literature and are able to derive a novel expression for the Value-at-Risk contributions, where we go from an expectation conditional to a zero probability event in

the usual representation, to a ratio of expectations conditional to events of positive probability. The new formulation is amenable to Monte Carlo simulation with mild hypothesis on the multivariate models and the precise formulas are provided for a wide range of models.

As the expectations in the proposed formulation resemble the Expected Shortfall allocations, one could easily adapt the sampling schemes from, for example, [20] and [12] for further computational gains.

Another possible avenue for further improvements of the proposed representation is explore better estimators for the ratio of expectations. The methods in [10] have been tested but, although simple, did not result in substantial bias reduction.

A Appendices

A.1 Malliavin Calculus

The main result, Theorem 2.2, was written under the general setting: $\mathbf{X} = g(\mathbf{U})$, where $\mathbf{U} = (U_1, \dots, U_k) \sim U[0, 1]^k$. In order to simplify the application of Malliavin calculus we deploy, we consider the following setting: $\mathbf{X} = g(\mathbf{Z})$, where $\mathbf{Z} = (Z_1, \dots, Z_k) \sim N(\mathbf{0}, I_k)$, where I_k is the identity matrix in \mathbb{R}^k . These formulations are obviously equivalent. In Appendix A.2, we first prove the result under the Gaussian formulation using techniques from Malliavin calculus and then use this result to prove Theorem 2.2.

In this section, we set the main definitions and results on Malliavin calculus required for the results in this paper. In short, Malliavin calculus is a differential calculus for functionals of the Brownian motion. The goal of this appendix is to make this paper as self-contained as possible. However, the theory of Malliavin calculus is very vast and therefore we refer the reader, for instance, to [18] for more details. Applications in Mathematical Finance and Insurance can be found in [6], [7] and [9].

Let $(W_t)_{t \in [0, T]}$ be a k -dimensional Brownian motion, with $W_t = (W_t^1, \dots, W_t^k)$, and $(\mathcal{F}_t)_{t \in [0, T]}$ the filtration generated by it. The space of random variables in $L^2(\Omega, \mathcal{F}_T, \mathbb{P})$ that are differentiable in the Malliavin sense is denoted by $\mathbb{D}^{1,2}$. A very important subspace of $\mathbb{D}^{1,2}$ is the space of smooth random variables, which is defined as

$$F = g \left(\int_0^T h_1(s) dW_s, \dots, \int_0^T h_n(s) dW_s \right),$$

with $g \in C^1(\mathbb{R}^n)$ and $h \in L^2([0, T]; \mathbb{R}^k)$. In this case, the Malliavin derivative at time $t \leq T$, which is denoted by D_t , is given by

$$D_t F = \sum_{k=1}^n \partial_k g \left(\int_0^T h_1(s) dW_s, \dots, \int_0^T h_n(s) dW_s \right) h_k(t),$$

where $\partial_k g$ is the derivative of g with respect to the k th variable. An important case for our application is $F = g(W_T^1, \dots, W_T^k)$, where $g \in C^1(\mathbb{R}^k)$. In this case,

$$D_t X = \nabla g(W_T^1, \dots, W_T^k).$$

In the multivariate case where $F = (F^1, \dots, F^m)$, the Malliavin derivative $D_t F$ is a $m \times k$ matrix where the j th row is given by $D_t F^j$.

Moreover, the adjoint operator of D , denoted by δ and called Skorokhod integral, is defined by the integration-by-parts formula:

$$\mathbb{E}[F \delta(v)] = \mathbb{E} \left[\int_0^T D_t F \cdot v_t dt \right], \quad \forall F \in \mathbb{D}^{1,2},$$

where $x \cdot y$ is the canonical inner product in \mathbb{R}^k . The domain of δ is characterized by the \mathbb{R}^k -valued stochastic processes $v = (v_t)_{t \in [0, T]}$ (not necessarily adapted to the filtration $(\mathcal{F}_t)_{t \in [0, T]}$) such that

$$\left| \mathbb{E} \left[\int_0^T D_t F \cdot v_t dt \right] \right| \leq C \|F\|_2, \quad \forall F \in \mathbb{D}^{1,2},$$

where $C > 0$ might depend on v and $\|F\|_2 = \mathbb{E}[|F|^2]^{1/2}$. The following result regarding the Skorokhod integrals will be useful: for F_j a smooth random variable and $h_j \in L^2([0, T]; \mathbb{R}^k)$, $j = 1, \dots, m$,

$$\delta \left(\sum_{j=1}^m F_j h_j \right) = \sum_{j=1}^m \left(F_j \int_0^T h_j(t) dW_t - \int_0^T D_t F_j \cdot h_j(t) dt \right). \quad (\text{A.1})$$

The following are the fundamental results for the theorem presented in this paper. The proof might be found in [5] and [7]. Moreover, applications of these results for pricing and hedging of financial products in Lvy and jump-diffusion settings can be found in [3]

Theorem A.1 *Let $F, G \in \mathbb{D}^{1,2}$ such that F is \mathbb{R}^m -valued, G is \mathbb{R} -valued with $D_t G$ non-degenerate. Assume there exists a process v in the domain of δ and*

$$\mathbb{E} \left[\int_0^T D_t G \cdot v_t dt \mid F, G \right] = 1. \quad (\text{A.2})$$

Assume further that $\phi \in C^1(\mathbb{R})$. Then

$$\mathbb{E}[\phi(F) \mid G = 0] = \frac{\mathbb{E}\left[\phi(F)\delta(v)H(G) - \phi'(F)H(G) \int_0^T D_t F v_t dt\right]}{\mathbb{E}[\delta(v)H(G)]}, \quad (\text{A.3})$$

where $H(x) = 1_{x \geq 0}$ is the Heaviside function.

Theorem A.2 Additionally to the assumptions of the theorem above, assume

$$\mathbb{E}\left[\int_0^T D_t F v_t dt \mid F, G\right] = \mathbf{0}_m, \quad (\text{A.4})$$

where $\mathbf{0}_m$ is the m -dimensional zero vector. Then, for any Borel measurable function ϕ with at most linear growth at infinity,

$$\mathbb{E}[\phi(F) \mid G = 0] = \frac{\mathbb{E}[\phi(F)\delta(v)H(G)]}{\mathbb{E}[\delta(v)H(G)]}. \quad (\text{A.5})$$

A.2 Proof of Theorem 2.2

Because of the nature of the Malliavin calculus, we consider the Gaussian noise first and then prove the Uniform case based on this result.

Theorem A.3 Assume $\mathbf{X} = g(\mathbf{Z})$, where $\mathbf{Z} = (Z_1, \dots, Z_k) \sim N(\mathbf{0}, I_k)$ and $g \in C^1(\mathbb{R}^k; \mathbb{R}^d)$. Moreover, assume there exists, for each $i = 1, \dots, d$, $f_i \in C^1(\mathbb{R}^k; \mathbb{R}^k)$ such that, for any $\mathbf{z} \in \mathbb{R}^k$,

$$A_{g,i}(\mathbf{z})f_i(\mathbf{z}) = \begin{bmatrix} 0 \\ 1 \end{bmatrix}. \quad (\text{A.6})$$

Then, the weight π_i takes the form

$$\pi_i = \pi_i(\mathbf{Z}) = f_i(\mathbf{Z}) \cdot \mathbf{Z} - \text{Tr}(\nabla f_i(\mathbf{Z})) \quad (\text{A.7})$$

and the marginal risk allocation for the VaR risk measure can be computed as in (2.3).

Proof Set $T = 1$ and define $F = X_i$ and $G = X - \text{VaR}_\alpha(X)$, where $X = \sum_{j=1}^d X_j$ in Theorem A.2. Notice that both r.v.'s satisfy the conditions of Theorem A.2, as X_i satisfy Condition A.6. Then, choosing v to satisfy Conditions (A.2) and (A.4), we find

$$\mathbb{E}[X_i \mid X = \text{VaR}_\alpha(X)] = \frac{\mathbb{E}\left[X_i \delta(v) 1_{X > \text{VaR}_\alpha(X)}\right]}{\mathbb{E}\left[\delta(v) 1_{X > \text{VaR}_\alpha(X)}\right]}. \quad (\text{A.8})$$

Since the VaR only depends on the distribution of the r.v. and not on its specific values, we have $D_t \text{VaR}_\alpha(X) = 0$ and then Condition (A.2) becomes

$$\sum_{j=1}^d \mathbb{E}\left[\int_0^T D_t X_j \cdot u_t dt \mid F, G\right] = 1. \quad (\text{A.9})$$

By assumption of Theorem A.3, for $j = 1, \dots, d$, $X_j = g_j(W_1^1, \dots, W_1^k)$, where (W^1, \dots, W^k) is a d -dimensional standard Brownian motion. In this case, it is straightforward to conclude, for $0 \leq t \leq 1$,

$$D_t X_j = \nabla g_j(W_1^1, \dots, W_1^k). \quad (\text{A.10})$$

For each i , choosing $v_i = (v_i^1, \dots, v_i^k) \in \mathbb{D}^{1,2}$ and setting $v_t \equiv v_i$, we find that Conditions (A.2) and (A.4) with $T = 1$ are satisfied if

$$\nabla g_i(W_1^1, \dots, W_1^k) \cdot v_i = 0 \text{ and } \sum_{j \neq i} \nabla g_j(W_1^1, \dots, W_1^k) \cdot v_i = 1. \quad (\text{A.11})$$

Weaker conditions could be pursued, but are outside the scope of this paper. Moreover, by Equation (A.1), we must have

$$\delta(v) = \delta\left(\sum_{m=1}^k v_i^m e_m\right) = \sum_{m=1}^k \left(v_i^m \int_0^1 e_m dW_t - \int_0^1 D_t v_i^m \cdot e_m dt\right) \quad (\text{A.12})$$

$$= v_i \cdot W_1 - \int_0^1 \sum_{m=1}^k D_t^m v_i^m dt = v_i \cdot W_1 - \int_0^1 \text{Tr}(D_t v_i) dt, \quad (\text{A.13})$$

where e_j is the vector of zeros with 1 in the j -th position and D_t^j is the Malliavin derivative with respect to the j -th component of the Brownian motion. This implies

$$\mathbb{E}[X_i \mid X = \text{VaR}_\alpha(X)] = \frac{\mathbb{E}\left[X_i \left(v_i \cdot W_1 - \int_0^1 \text{Tr}(D_t v_i) dt\right) 1_{X > \text{VaR}_\alpha(X)}\right]}{\mathbb{E}\left[\left(v_i \cdot W_1 - \int_0^1 \text{Tr}(D_t v_i) dt\right) 1_{X > \text{VaR}_\alpha(X)}\right]}. \quad (\text{A.14})$$

Moreover, since v_i could take the form $f_i(W_1^1, \dots, W_1^k)$, with $f_i \in C^1(\mathbb{R}^k; \mathbb{R}^k)$, we have $D_t v_i = \nabla f_i(W_1^1, \dots, W_1^k)$ and the theorem is proved.

Proof (of Theorem 2.2) In order to deal with the uniform sample case, notice that $U_j = \Phi(Z_j)$, where Φ is the cdf of the standard Gaussian distribution. So, $X_j = h_j(\mathbf{Z})$, where $h_j(\mathbf{z}) = g_j(\Phi(z_1), \dots, \Phi(z_k)) = g_j(\Phi(\mathbf{z}))$, where $\Phi(\mathbf{z}) = (\Phi(z_1), \dots, \Phi(z_k))$. Notice that $\nabla h_j(\mathbf{z}) = \nabla g_j(\Phi(\mathbf{z})) * \phi(\mathbf{z})$, where $\phi = \Phi'$ is the pdf of the standard Gaussian distribution and $*$ is the element-wise product. Therefore, it is easy to see that if we take f defined through the equation $\tilde{f}_{i,m}(\mathbf{z}) = f_{i,m}(\Phi(\mathbf{z}))/\phi(z_m)$, where $f_i = (f_{i,1}, \dots, f_{i,k})$ (similarly for \tilde{f}), then Equation (A.6) is satisfied: $A_{h,i}(\mathbf{z})\tilde{f}_i(\mathbf{z}) = [0; 1]$. Moreover, for $m = 1, \dots, k$,

$$\partial_m \tilde{f}_{i,m}(\mathbf{z}) = \partial_m f_{i,m}(\Phi(\mathbf{z})) + \frac{f_{i,m}(\Phi(\mathbf{z}))Z_m}{\phi(Z_m)} = \partial_m f_{i,m}(\Phi(\mathbf{z})) + \tilde{f}_{i,m}(\mathbf{z})z_m.$$

Hence

$$\pi_i = -\text{Tr}(\nabla f_i(\Phi(\mathbf{Z}))).$$

By Remark 2.3, the theorem is proved.

A.3 Another Formulation

It is possible to avoid Condition (2.2) if one uses Theorem A.1. Under the Gaussian formulation presented in Appendix A.2, not requiring Equation (A.4) would lead to the formula

$$\mathbb{E}[X_i \mid X = \text{VaR}_\alpha(X)] = \frac{\mathbb{E}[(X_i \delta(v_i) - D_i X_i \cdot v_i) 1_{X \geq \text{VaR}_\alpha(X)}]}{\mathbb{E}[\delta(v_i) 1_{X \geq \text{VaR}_\alpha(X)}]}, \quad (\text{A.15})$$

where

$$v_i = \left(\frac{1}{\sum_{j=1}^d \partial_1 g_j(W_1^1, \dots, W_1^k)}, \dots, \frac{1}{\sum_{j=1}^d \partial_k g_j(W_1^1, \dots, W_1^k)} \right)$$

and we are assuming that none of the terms in the denominator are zero. One should notice that $\delta(v_i)$ could be explicitly computed following the same argument as in the proof of Theorem A.3 (see Equation (A.12)). These formulas require the computation of the partial derivatives up to second order of the functions g_i 's. Numerically, this could be achieved by automatic differentiation in cases where analytical calculations would be overly complicated.

References

1. Brownlees, C.T., Engle, R.: Volatility, correlation and tails for systemic risk measurement. Available at SSRN **1611229** (2012)
2. Buch, A., Dorfleitner, G.: Coherent risk measures, coherent capital allocations and the gradient allocation principle. *Insurance: Mathematics and Economics* **42**(1), 235–242 (2008)
3. Daveloose, C., Khedher, A., Vanmaele, M.: Representations for conditional expectations and applications to pricing and hedging of financial products in Lvy and jump-diffusion setting. *Stochastic Analysis and Applications* **37**(2), 281–319 (2019)
4. Denault, M.: Coherent allocation of risk capital. *Journal of risk* **4**(1), 1–34 (2001)
5. Ewald, C.O.: Local volatility in the heston model: a Malliavin calculus approach. *Journal of Applied Mathematics and Stochastic Analysis* **2005**(3), 307–322 (2005)
6. Fournié, E., Lasry, J.M., Lebuchoux, J., Lions, P.L.: Applications of Malliavin calculus to Monte-Carlo methods in finance. I. *Finance and Stochastics* **3**, 391–412 (1999)
7. Fournié, E., Lasry, J.M., Lebuchoux, J., Lions, P.L.: Applications of Malliavin calculus to Monte-Carlo methods in finance. II. *Finance and Stochastics* **5**(2) (2001)
8. Glasserman, P.: Measuring marginal risk contributions in credit portfolios. *Journal of Computational Finance* **9**(2), 1 (2005)
9. Hillairet, C., Jiao, Y., Rveillac, A.: Pricing formulae for derivatives in insurance using Malliavin calculus. *Probab. Uncertain. Quant. Risk* **3**(7) (2018)
10. Iglehart, D.L.: Simulating stable stochastic systems, v: Comparison of ratio estimators. *Naval Research Logistics Quarterly* **22**(3), 553–565 (1975)
11. Kalkbrener, M.: An axiomatic approach to capital allocation. *Mathematical Finance* **15**(3), 425–437 (2005)
12. Koike, T., Hofert, M.: Markov chain monte carlo methods for estimating systemic risk allocations. *Risks* **8**(1), 6 (2020)
13. Koike, T., Minami, M.: Estimation of risk contributions with mcmc. *Quantitative Finance* **19**(9), 1579–1597 (2019)
14. Mainik, G., Schaanning, E.: On dependence consistency of covar and some other systemic risk measures. *Statistics & Risk Modeling* **31**(1), 49–77 (2014)
15. Marshall, A.W., Olkin, I.: Families of multivariate distributions. *Journal of the American statistical association* **83**(403), 834–841 (1988)
16. McNeil, A.J., Frey, R., Embrechts, P.: *Quantitative Risk Management: Concepts, Techniques, and Tools*. Princeton University Press (2015)
17. Nolan, J.P.: *Stable Distributions - Models for Heavy Tailed Data*. Birkhauser, Boston (2018). In progress, Chapter 1 online at <http://fs2.american.edu/jpnolan/www/stable/stable.html>
18. Nualart, D.: *The Malliavin Calculus and Related Topics*, second edn. Springer (2003)
19. Peters, G.W., Targino, R.S., Wüthrich, M.V.: Bayesian modelling, monte carlo sampling and capital allocation of insurance risks. *Risks* **5**(4), 53 (2017)
20. Targino, R.S., Peters, G.W., Shevchenko, P.V.: Sequential Monte Carlo samplers for capital allocation under copula-dependent risk models. *Insurance: Mathematics and Economics* **61**, 206–226 (2015)
21. Tasche, D.: Risk contributions and performance measurement. Report of the Lehrstuhl für mathematische Statistik, TU München (1999)
22. Tasche, D.: Capital allocation to business units and sub-portfolios: the Euler principle. In: *Pillar II in the New Basel Accord: The Challenge of Economic Capital*, pp. 423–453. Risk Books (2008)