

Semileptonic decays $D \rightarrow \pi^+\pi^-e^+\nu_e$ and $D_s \rightarrow \pi^+\pi^-e^+\nu_e$ as the probe of constituent quark-antiquark pairs in the light scalar mesons

N. N. Achasov,^{1*} A. V. Kiselev,^{1,2†} and G. N. Shestakov^{1‡}

¹ *Laboratory of Theoretical Physics, S. L. Sobolev Institute for Mathematics, 630090 Novosibirsk, Russia,*

² *Novosibirsk State University, 630090 Novosibirsk, Russia*

Decays $D \rightarrow \pi^+\pi^-e^+\nu_e$ and $D_s \rightarrow \pi^+\pi^-e^+\nu_e$ serve as probes that check the existence of constituent $q\bar{q}$ components in the wave functions of scalar mesons decaying into $\pi^+\pi^-$. There exists a great deal of concrete evidence in favor of the exotic four-quark nature of light scalars. At the same time, the further expansion of the area of the $q^2\bar{q}^2$ model validity for light scalars on ever new processes seems extremely interesting and important. We analyze the BESIII and CLEO data on the decays $D^+ \rightarrow \pi^+\pi^-e^+\nu_e$ and $D_s^+ \rightarrow \pi^+\pi^-e^+\nu_e$ and show that the results of these experiments together can be interpreted in favor of the four-quark nature of light scalar mesons $\sigma(500)$ and $f_0(980)$. Our approach can also be applied to the description of other similar decays involving light scalars.

In the works [1, 2], a program was proposed for studying the $\sigma(500)$, $f_0(980)$, and $a_0(980)$ resonances in semileptonic decays of D and B mesons. These decays provide direct probe of constituent two-quark components in the wave functions of light scalars [1, 2]. So for the decays of D_s^+ , D^0 , and D^+ mesons we have: $D_s^+ \rightarrow s\bar{s}e^+\nu_e \rightarrow [\sigma(500) + f_0(980)]e^+\nu_e \rightarrow \pi^+\pi^-e^+\nu_e$, $D^0 \rightarrow d\bar{u}e^+\nu_e \rightarrow a_0^-(980)e^+\nu_e \rightarrow \pi^-\eta e^+\nu_e$, $D^+ \rightarrow d\bar{d}e^+\nu_e \rightarrow a_0^0(980)e^+\nu_e \rightarrow \pi^0\eta e^+\nu_e$, and $D^+ \rightarrow d\bar{d}e^+\nu_e \rightarrow [\sigma(500) + f_0(980)]e^+\nu_e \rightarrow \pi^+\pi^-e^+\nu_e$. The development of this program [1–4] resulted in evidences in favor of the exotic nature of light scalar mesons.

The available data on the branching fractions of the semileptonic decays $D_s^+ \rightarrow \pi^+\pi^-e^+\nu_e$ and $D^+ \rightarrow \pi^+\pi^-e^+\nu_e$ involving light scalar mesons [5–7] are collected in Table 1. The CLEO and BESIII collaborations also presented data on the forms of the $\pi^+\pi^-$ S -wave mass spectra in these decays [5, 6]. In this paper, in the light of the program

Table I: Branching fractions (\mathcal{B}) and widths ($\Gamma = \mathcal{B}/\tau_D$, where τ_D is the D lifetime [7]) of semileptonic decays of the D_s^+ and D^+ mesons.

| Decay | $\mathcal{B} (\times 10^{-4})$ | Collaboration | $\Gamma (\times 10^8 s^{-1})$ |
|--|--------------------------------|---------------|-------------------------------|
| $D_s^+ \rightarrow f_0(980)e^+\nu_e$, $f_0(980) \rightarrow \pi^+\pi^-$ | $20 \pm 3 \pm 1$ | CLEO [5] | 39.7 ± 6.3 |
| $D^+ \rightarrow \sigma(500)e^+\nu_e$, $\sigma(500) \rightarrow \pi^+\pi^-$ | $6.30 \pm 0.43 \pm 0.32$ | BESIII [6] | 6.06 ± 0.51 |
| $D^+ \rightarrow f_0(980)e^+\nu_e$, $f_0(980) \rightarrow \pi^+\pi^-$ | < 0.28 | BESIII [6] | < 0.27 |

[1, 2], we analyze the recent BESIII data [6] on the decay $D^+ \rightarrow \pi^+\pi^-e^+\nu_e$ together with the CLEO data [5] on the decay $D_s^+ \rightarrow \pi^+\pi^-e^+\nu_e$. We show that the results of these experiments can be interpreted in favor of the four-quark nature of light scalar mesons.

First of all, we write the differential width for the D^+ and D_s^+ decays into $\pi^+\pi^-e^+\nu_e$ in the form

$$\frac{d^2\Gamma_{D_{c\bar{q}}^+ \rightarrow (S \rightarrow \pi^+\pi^-)e^+\nu_e}(s, q^2)}{d\sqrt{s}dq^2} = \frac{G_F^2 |V_{cq}|^2}{24\pi^3} p_{\pi^+\pi^-}^3(m_{D_{c\bar{q}}^+}, q^2, s) |f_+^{D_{c\bar{q}}^+}(q^2)|^2 \frac{2\sqrt{s}}{\pi} |F_{q\bar{q} \rightarrow S \rightarrow \pi^+\pi^-}^{D_{c\bar{q}}^+}(s)|^2 \rho_{\pi^+\pi^-}(s), \quad (1)$$

where the index $q(\bar{q}) = d(\bar{d}), s(\bar{s})$; $D_{c\bar{d}}^+ \equiv D^+$, $D_{c\bar{s}}^+ \equiv D_s^+$, next we use the notation that is convenient; s and q^2 are the invariant mass squared of the virtual scalar state S (or the $\pi^+\pi^-$ system) and the $e^+\nu_e$ system, respectively; G_F is the Fermi constant, $|V_{cq}|$ is a Cabibbo-Kobayshi-Maskawa matrix element (note that $|V_{cs}|/|V_{cd}| \simeq 20.92$ [7]); $p_{\pi^+\pi^-}$ is the magnitude of the three-momentum of the $\pi^+\pi^-$ system in the D meson rest frame,

$$p_{\pi^+\pi^-}(m_{D_{c\bar{q}}^+}, q^2, s) = \sqrt{[(m_{D_{c\bar{q}}^+} - \sqrt{s})^2 - q^2][(m_{D_{c\bar{q}}^+} + \sqrt{s})^2 - q^2]}/(2m_{D_{c\bar{q}}^+}), \quad (2)$$

* achasov@math.nsc.ru

† kiselev@math.nsc.ru

‡ shestako@math.nsc.ru

and $\rho_{\pi^+\pi^-}(s) = (1 - 4m_{\pi^+}^2/s)^{1/2}$. In a simplest pole approximation, the form factor $f_+^{D_{c\bar{q}}^+}(q^2)$ has the form

$$f_+^{D_{c\bar{q}}^+}(q^2) = \frac{f_+^{D_{c\bar{q}}^+}(0)}{1 - q^2/m_A^2}, \quad (3)$$

where m_A , in principle, can be extracted from the data by fitting [5]. The amplitude $F_{q\bar{q} \rightarrow S \rightarrow \pi^+\pi^-}^{D_{c\bar{q}}^+}(s)$ describes the formation and $\pi^+\pi^-$ decay of the virtual scalar state S produced in the $D_{c\bar{q}}^+ \rightarrow \pi^+\pi^- e^+\nu_e$ decay. For example, in case of direct production of a single scalar resonance, $|F_{q\bar{q} \rightarrow S \rightarrow \pi^+\pi^-}^{D_{c\bar{q}}^+}(s)|^2 \rho_{\pi^+\pi^-}(s) = \sqrt{s} \Gamma_{S \rightarrow \pi^+\pi^-}(s) / |D_S(s)|^2$, where $\Gamma_{S \rightarrow \pi^+\pi^-}(s)$ is the $S \rightarrow \pi^+\pi^-$ decay width, $1/D_S(s)$ is the propagator of S , and the amplitude normalization (in this case) is hidden in $f_+^{D_{c\bar{q}}^+}(0)$. The $\pi^+\pi^-$ invariant mass distribution is given by

$$\frac{d\Gamma_{D_{c\bar{q}}^+ \rightarrow (S \rightarrow \pi^+\pi^-) e^+\nu_e}(s, q^2)}{d\sqrt{s}} = \frac{G_F^2 |V_{cq}|^2}{24\pi^3} |f_+^{D_{c\bar{q}}^+}(0)|^2 \Phi(m_{D_{c\bar{q}}^+}, m_A, s) \frac{2\sqrt{s}}{\pi} |F_{q\bar{q} \rightarrow S \rightarrow \pi^+\pi^-}^{D_{c\bar{q}}^+}(s)|^2 \rho_{\pi^+\pi^-}(s), \quad (4)$$

where

$$\Phi(m_{D_{c\bar{q}}^+}, m_A, s) = \int_0^{(m_{D_{c\bar{q}}^+} - \sqrt{s})^2} \frac{p_{\pi^+\pi^-}^3(m_{D_{c\bar{q}}^+}, q^2, s)}{|1 - q^2/m_A^2|^2} dq^2. \quad (5)$$

Figure 1 illustrates the energy dependence of $\Phi(m_{D_{c\bar{q}}^+}, m_A, s)$ for D^+ and D_s^+ decays. Note that this function notably enhances the $\pi^+\pi^-$ mass spectrum as \sqrt{s} decreases.

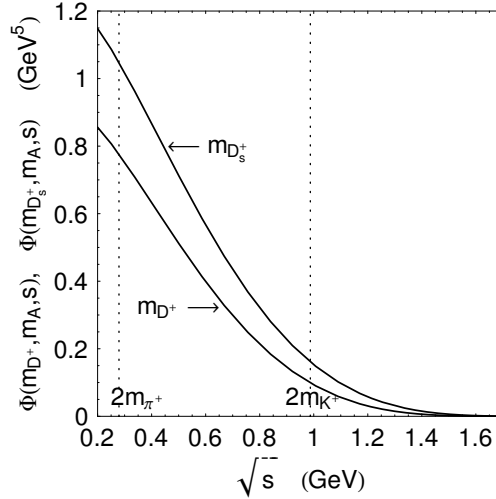


Figure 1: The solid curves show the functions $\Phi(m_{D^+}, m_A, s)$ at $m_A = m_{D_1^+} = 2.42$ GeV and $\Phi(m_{D_s^+}, m_A, s)$ at $m_A = m_{D_{s1}^+} = 2.46$ GeV. The vertical dotted lines indicate the $\pi^+\pi^-$ and the K^+K^- threshold positions.

We now consider the production of the mixed $\sigma(500) - f_0(980)$ resonance complex (briefly σ and f_0) which proceeds via direct couplings of σ and f_0 with $q\bar{q}$ pairs created in semileptonic decays of D^+ and D_s^+ mesons (see Fig. 2). This mechanism is the probe that verifies the existence of the corresponding constituent $q\bar{q}$ component in the wave function of a scalar meson. There exists a great deal of concrete evidence in favor of the exotic four-quark nature of light scalars [8], see also Ref. [9]. Reviews of the current situation can be found, for example, in Refs. [3, 4, 10]. At the same time, the further expansion of the area of the $q^2\bar{q}^2$ model validity for light scalars on ever new processes seems to us extremely interesting and important.

The transition amplitude $q\bar{q} \rightarrow S \rightarrow \pi^+\pi^-$ corresponding to the indicated mechanism is denoted by $F_{q\bar{q} \rightarrow S \rightarrow \pi^+\pi^-}^{D_{c\bar{q}}^+, direct}(s)$ and write it in the form

$$F_{q\bar{q} \rightarrow S \rightarrow \pi^+\pi^-}^{D_{c\bar{q}}^+, direct}(s) = e^{i\delta_B^{\pi\pi}(s)} \sum_{r, r'} g_{q\bar{q}r} G_{rr'}^{-1} g_{r'\pi^+\pi^-} = e^{i\delta_B^{\pi\pi}(s)} \begin{pmatrix} g_{q\bar{q}\sigma} & g_{q\bar{q}f_0} \end{pmatrix} \begin{pmatrix} D_\sigma & -\Pi_{\sigma f_0} \\ -\Pi_{f_0\sigma} & D_{f_0} \end{pmatrix}^{-1} \begin{pmatrix} g_{\sigma\pi^+\pi^-} \\ g_{f_0\pi^+\pi^-} \end{pmatrix}, \quad (6)$$

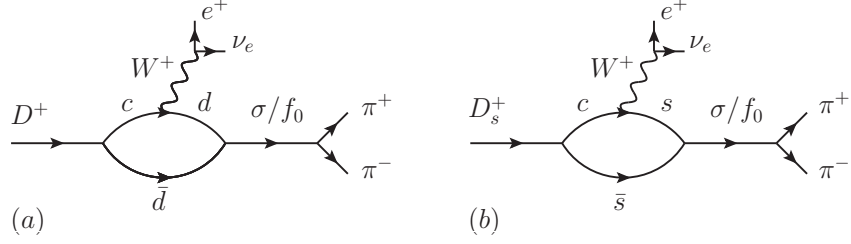


Figure 2: Model of the $D^+ \rightarrow (\sigma/f_0 \rightarrow \pi^+\pi^-)e^+\nu_e$ and $D_s^+ \rightarrow (\sigma/f_0 \rightarrow \pi^+\pi^-)e^+\nu_e$ decays.

where $r(r') = \sigma, f_0$; $g_{q\bar{q}r}$ and $g_{r\pi^+\pi^-}$ are the coupling constants, D_r is the inverse propagator of the unmixed scalar resonance r with the mass m_r , and $\Pi_{rr'} = \Pi_{r'r}$ is a nondiagonal element of the polarization operator. D_r has the form

$$D_r \equiv D_r(s) = m_r^2 - s + \sum_{ab} [\text{Re}\Pi_r^{ab}(m_r^2) - \Pi_r^{ab}(s)], \quad (7)$$

where $\Pi_r^{ab}(s)$ stands for the diagonal matrix element of the polarization operator of the resonance r corresponding to the contribution of the ab intermediate state ($\pi^+\pi^-$, $\pi^0\pi^0$, K^+K^- , $K^0\bar{K}^0$, etc). $\text{Re}\Pi_r^{ab}(s)$ is defined by the singly subtracted at $s = 0$ dispersion integral of

$$\text{Im}\Pi_r^{ab}(s) = \sqrt{s}\Gamma_{r \rightarrow ab}(s) = \eta_{ab} \frac{g_{rab}^2}{16\pi} \rho_{ab}(s), \quad (8)$$

where g_{rab} is the coupling constant of r with ab , $\rho_{ab}(s) = \sqrt{s - m_{ab}^{(+)^2}} \sqrt{s - m_{ab}^{(-)^2}}/s$, $m_{ab}^{(\pm)} = m_a \pm m_b$ [here $s > m_{ab}^{(+)^2}$], and $\eta_{ab} = 1$ (1/2) for different (identical) decay particles ab , respectively. We also have

$$\Pi_{rr'} \equiv \Pi_{rr'}(s) = C_{rr'} + \sum_{ab} \frac{g_{r'ab}}{g_{rab}} \Pi_r^{ab}(s), \quad (9)$$

where $C_{rr'}$ being the resonance mixing parameter. The determinant of $G_{rr'}$ is $\Delta = D_\sigma D_{f_0} - \Pi_{\sigma f_0}^2$. Thus the amplitudes for the D^+ and D_s^+ decays have the form:

$$F_{d\bar{d} \rightarrow S \rightarrow \pi^+\pi^-}^{D^+, \text{direct}}(s) = \frac{e^{i\delta_B^{\pi\pi}(s)}}{\Delta(s)} \{g_{d\bar{d}\sigma}[D_{f_0}(s)g_{\sigma\pi^+\pi^-} + \Pi_{\sigma f_0}(s)g_{f_0\pi^+\pi^-}] + g_{d\bar{d}f_0}[D_\sigma(s)g_{f_0\pi^+\pi^-} + \Pi_{\sigma f_0}(s)g_{\sigma\pi^+\pi^-}]\}. \quad (10)$$

$$F_{s\bar{s} \rightarrow S \rightarrow \pi^+\pi^-}^{D_s^+, \text{direct}}(s) = \frac{e^{i\delta_B^{\pi\pi}(s)}}{\Delta(s)} \{g_{s\bar{s}\sigma}[D_{f_0}(s)g_{\sigma\pi^+\pi^-} + \Pi_{\sigma f_0}(s)g_{f_0\pi^+\pi^-}] + g_{s\bar{s}f_0}[D_\sigma(s)g_{f_0\pi^+\pi^-} + \Pi_{\sigma f_0}(s)g_{\sigma\pi^+\pi^-}]\}. \quad (11)$$

Here, we use the expressions and numbers from Ref. [11] (corresponding to fitting variant 1 from Table 1 therein) for propagators $1/D_\sigma(s)$ and $1/D_{f_0}(s)$ of $\sigma(500)$ and $f_0(980)$ resonances, the polarization operator matrix element $\Pi_{\sigma f_0}(s)$, the $\delta_B^{\pi\pi}(s)$ phase of the elastic background in the S -wave $\pi\pi$ scattering, $g_{\sigma\pi^+\pi^-}$ and $g_{f_0\pi^+\pi^-}$ coupling constants, etc.

Note that our principal conclusions are independent of a concrete fitting variants presented in Refs. [11–13], containing the excellent simultaneous descriptions of the phase shifts, inelasticity, and mass distributions in the reactions $\pi\pi \rightarrow \pi\pi$, $\pi\pi \rightarrow K\bar{K}$, and $\phi \rightarrow \pi^0\pi^0\gamma$. Also note that the expressions in square brackets in Eqs. (10) and (11) are real for \sqrt{s} below the K^+K^- threshold.

Consider the variant corresponding to the following simple choice of direct coupling constants σ and f_0 with $q\bar{q}$:

$$g_{s\bar{s}\sigma} = 0, \quad g_{d\bar{d}f_0} = 0, \quad g_{d\bar{d}\sigma} = g_0/\sqrt{2}, \quad g_{s\bar{s}f_0} = g_0. \quad (12)$$

Further, without loss of generality, we put $g_0 = 1$. The normalization constants $f_+^{D_s^+}(0)$ and $f_+^{D^+}(0)$ in (3) are assumed to be equal. Then, substituting (10) and (11) into (4) and integrating over the intervals $2m_\pi < \sqrt{s} < 1.4$ GeV and 0.6 GeV $< \sqrt{s} < 1.2$ GeV, respectively, we get the ratio of the widths

$$\frac{\Gamma_{D_s^+ \rightarrow \pi^+\pi^- e^+\nu_e}}{\Gamma_{D^+ \rightarrow \pi^+\pi^- e^+\nu_e}} \approx 5.62. \quad (13)$$

Thus, we have satisfactory agreement with the data given in Table I, according to which this ratio is equal to 6.55 ± 1.18 . However, Fig. 3 indicates that the joint description of the $\pi^+\pi^-$ mass spectra in $D_s^+ \rightarrow \pi^+\pi^-e^+\nu_e$ and $D^+ \rightarrow \pi^+\pi^-e^+\nu_e$ decays sharply contradicts the BESIII [6] data, which demonstrate a smooth and wide $\pi^+\pi^-$ spectrum in the decay $D^+ \rightarrow \pi^+\pi^-e^+\nu_e$, due to, according to the authors of Ref. [6], the $\sigma(500)$ resonance production. It is interesting that this contradiction is caused by the small mass and large width of the unshielded σ resonance [7, 11–15], i.e., its main features. The factor $\Phi(m_{D_{c\bar{q}}}, m_A, s)$ in (4) more enhances the $\pi^+\pi^-$ mass spectrum in the near-threshold region (see Fig. 1). Note that the fundamental role of the chiral shielding in the fate of the $\sigma(500)$ meson was demonstrated in the linear σ model [16] (which turned out to be a non-trivial realization of QCD in the low-energy region) using examples of the reactions $\pi\pi \rightarrow \pi\pi$ and $\gamma\gamma \rightarrow \pi\pi$ [14, 15]. So, we discard the above-described model of the creation of σ and f_0 states due to the presence of $d\bar{d}$ and $s\bar{s}$ components in their wave functions, respectively. Figuratively, we can say that the $q\bar{q}$ probe existing in semileptonic (D^+, D_s^+) $\rightarrow \pi^+\pi^-e^+\nu_e$ decays does not find, to a first approximation, the corresponding $q\bar{q}$ components.

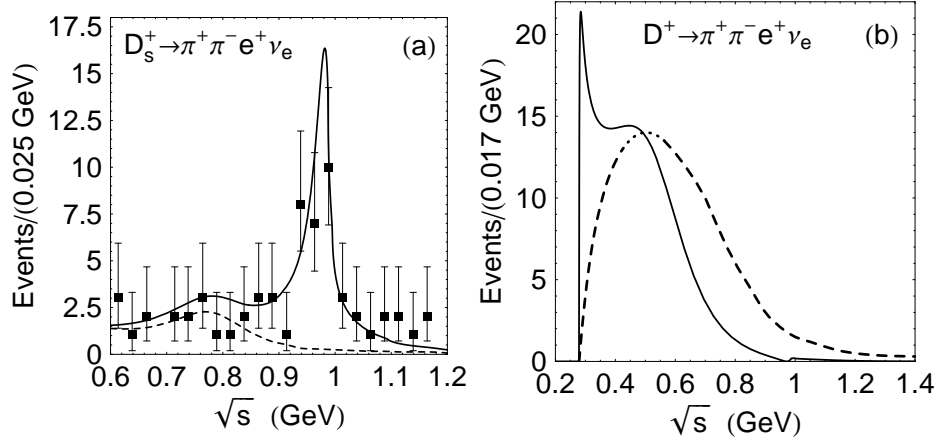


Figure 3: (a) The points with the error bars are the CLEO data [5] on the $\pi^+\pi^-$ invariant mass distribution in the decay $D_s^+ \rightarrow \pi^+\pi^-e^+\nu_e$ dominated by the $f_0(980)$ resonance production. The dashed curve shows the total contribution from three non-coherent background processes estimated by CLEO [5]. (b) The dashed curve represents the smoothed BESIII histogram with 0.017-GeV-wide-step for the $\pi^+\pi^-$ S -wave distribution extracted by BESIII from the treatment of $D^+ \rightarrow \pi^+\pi^-e^+\nu_e$ events [6]. Uncertainties in the BESIII data can range from 10% to 20%. The K_S^0 veto region around 0.5 GeV [6] is shown by the dotted curve. The solid curves in (a) and (b) correspond to the model described by Eqs. (10)–(12).

It was directly shown in Ref. [1] that the transition $s\bar{s} \rightarrow \sigma(500)$ is negligible compared to the transition $s\bar{s} \rightarrow f_0(980)$. In the work [1], it was also shown that the intensity of the $s\bar{s} \rightarrow f_0(980)$ transition is about thirty percent of the intensity of the $s\bar{s} \rightarrow \eta_s$ (where $\eta_s = s\bar{s}$), $g_{s\bar{s}f_0}^2/g_{s\bar{s}\eta_s}^2 \approx 0.3$, contrary expected equality of these intensities in the chiral-symmetric models like the Nambu-Jona-Lasinio one. The above analysis obviously supports the conclusion made in Ref. [1] that the decay $D_s^+ \rightarrow \pi^+\pi^-e^+\nu_e$ testifies to the previous conclusions about the dominant role of the four-quark components in $\sigma(500)$ and $f_0(980)$ mesons.

Let us now consider the four-quark $\sigma(500) = u\bar{u}d\bar{d}$ and $f_0(980) = s\bar{s}(u\bar{u} + d\bar{d})/\sqrt{2}$ meson production which is symbolically depicted in the diagrams of Fig. 4 and 5. These are ideal $q^2\bar{q}^2$ states of the MIT bag with superallowed decays $\sigma \rightarrow \pi\pi$ and $f_0 \rightarrow K\bar{K}$ [8]. On the contrary, the decays $\sigma \rightarrow K\bar{K}$ and $f_0 \rightarrow \pi\pi$ are suppressed for these states by the Okubo-Zweig-Iizuka (OZI) rule [19–23]. Due to the small mass of σ , the OZI suppressed decay $\sigma \rightarrow K\bar{K}$ does not play any role at all. At the same time, the main decay of $f_0(980)$ under the $K\bar{K}$ threshold is precisely the decay $f_0(980) \rightarrow \pi\pi$ due to a small $\sigma - f_0$ mixing. Thus, the decay $D_s^+ \rightarrow \pi^+\pi^-e^+\nu_e$, owing to the OZI-suppression of the σ resonance creation [see Fig. 4(a)], is dominated by the $f_0(980)$ resonance production [see Fig. 4(b)] followed by its decay into $\pi^+\pi^-$: $D_s^+ \rightarrow f_0(980)e^+\nu_e \rightarrow \pi^+\pi^-e^+\nu_e$.

In the decay $D^+ \rightarrow \pi^+\pi^-e^+\nu_e$, production of the four-quark states $\sigma(500)$ and $f_0(980)$ is not suppressed by the OZI rule, see Fig. 5, and it would seem that both states should manifest themselves as enhancements in the $\pi^+\pi^-$ mass spectrum. However, the remarkable fact confirmed in many reactions is that when there are no valence $s\bar{s}$ pairs in the generating channel, the $f_0(980)$ resonance manifests itself (each time) in the $\pi\pi$ mass spectrum not in the form of a peak, but in the form of a sharp dip or sharp ledge, or a completely insignificant fluctuation. The reason for this is the destructive interference of the $f_0(980)$ contribution with a large and smooth background, which is present in the $\pi\pi$ decay channel and has a phase of $\approx 90^\circ$. Striking examples here are the data on the reactions $\pi\pi \rightarrow \pi\pi$ [24, 25], $pp \rightarrow p(\pi\pi)p$ [26], $J/\psi \rightarrow \omega\pi^+\pi^-$ [27], and $\Upsilon(10860) \rightarrow \Upsilon(1S)\pi^+\pi^-$ [28]. And vice versa, when valence $s\bar{s}$

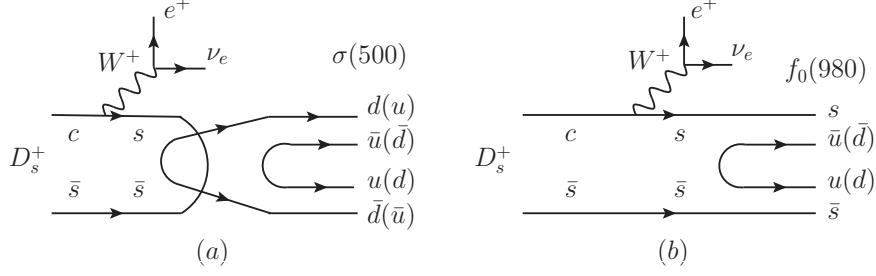


Figure 4: Production of the four-quark $\sigma(500)$ and $f_0(980)$ mesons in D_s^+ decays.

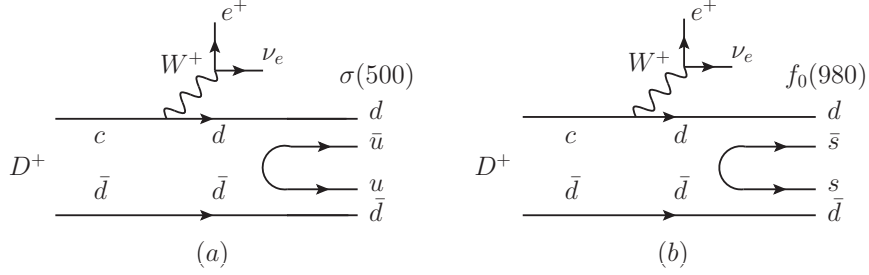


Figure 5: Production of the four-quark $\sigma(500)$ and $f_0(980)$ mesons in D^+ decays.

pairs are present in the generating channel, such as in the reactions $K^- p \rightarrow \pi^+ \pi^- (\Lambda, \Sigma^0)$ [29], $J/\psi \rightarrow \phi \pi^+ \pi^-$ [30] or $D_s^+ \rightarrow \pi^+ \pi^+ \pi^-$ [31], then a sharp peak is observed in the $f_0(980)$ resonance region.

The described picture of the creation of four-quark resonances in the $D^+ \rightarrow \pi^+ \pi^- e^+ \nu_e$ and $D_s^+ \rightarrow \pi^+ \pi^- e^+ \nu_e$ decays can be effectively realized in the language of hadronic states, see Figs. 6 and 7. The mechanisms indicated

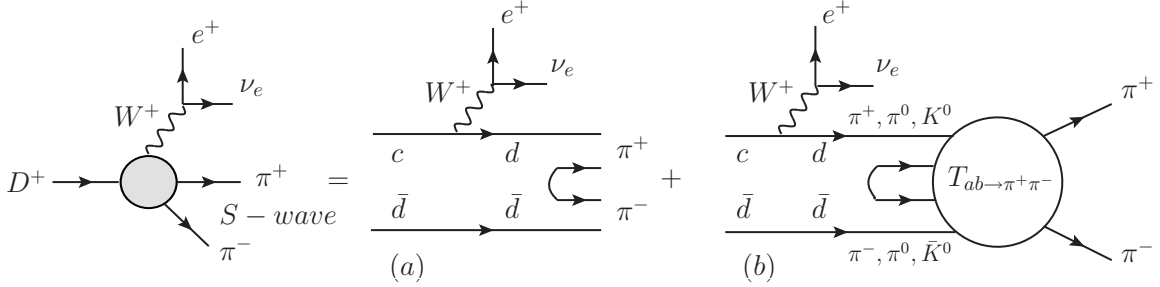


Figure 6: The semileptonic decay $D^+ \rightarrow \pi^+ \pi^- e^+ \nu_e$ decays.

in Figs. 6 and 7 imply that the S -wave $\pi^+ \pi^-$ system can be produced via seed four-quark fluctuations $d\bar{d} \rightarrow \pi\pi$, $d\bar{d} \rightarrow K\bar{K}$, and $s\bar{s} \rightarrow K\bar{K}$, which are then dressed by strong interactions in the final state. According to Figs. 6 and 7, we write the amplitudes $F_{d\bar{d} \rightarrow S \rightarrow \pi^+ \pi^-}^{D^+}(s)$ and $F_{s\bar{s} \rightarrow S \rightarrow \pi^+ \pi^-}^{D_s^+}(s)$ from Eq. (4) in the form

$$F_{d\bar{d} \rightarrow S \rightarrow \pi^+ \pi^-}^{D^+}(s) = \lambda_{d\bar{d} \pi^+ \pi^-} [1 + I_{\pi^+ \pi^-}(s) T_0^0(s)] + \lambda_{d\bar{d} K^0 \bar{K}^0} I_{K^0 \bar{K}^0}(s) T_{K^0 \bar{K}^0 \rightarrow \pi^+ \pi^-}(s), \quad (14)$$

$$F_{s\bar{s} \rightarrow S \rightarrow \pi^+ \pi^-}^{D_s^+}(s) = \lambda_{s\bar{s} K^0 \bar{K}^0} [I_{K^+ K^-}(s) + I_{K^0 \bar{K}^0}(s)] T_{K^0 \bar{K}^0 \rightarrow \pi^+ \pi^-}(s), \quad (15)$$

where $T_0^0(s) = T_{\pi^+ \pi^- \rightarrow \pi^+ \pi^-}(s) + \frac{1}{2} T_{\pi^0 \pi^0 \rightarrow \pi^+ \pi^-}(s)$ is the S -wave amplitude of the reaction $\pi\pi \rightarrow \pi\pi$ in the channel with isospin $I = 0$ composed of the amplitudes related to individual charge channels; $T_0^0(s) = [\eta_0^0(s) \exp(2i\delta_0^0(s)) - 1]/(2i)$,

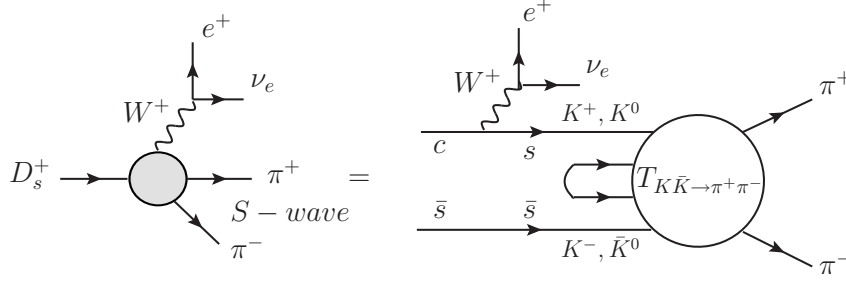


Figure 7: The semileptonic decay $D_s^+ \rightarrow \pi^+\pi^-e^+\nu_e$ decays.

where $\eta_0^0(s)$ and $\delta_0^0(s)$ are the corresponding inelasticity and phase of $\pi\pi$ scattering; $T_{K^0\bar{K}^0 \rightarrow \pi^+\pi^-}(s)$ is the amplitude of the S -wave transition $K^0\bar{K}^0 \rightarrow \pi^+\pi^-$; $T_{K^+K^- \rightarrow \pi^+\pi^-}(s) = T_{K^0\bar{K}^0 \rightarrow \pi^+\pi^-}(s)$ [11–13, 17, 18]. Functions $I_{a\bar{a}}(s)$ (where $a\bar{a} = \pi^+\pi^-, K^+K^-, K^0\bar{K}^0$) are the amplitudes of the one-loop two-point diagrams describing $a\bar{a} \rightarrow a\bar{a} \rightarrow$ (the scalar state with a mass equaling \sqrt{s}) transitions in which initial $a\bar{a}$ pairs are produced by $q\bar{q}$ sources described by coupling constants $\lambda_{q\bar{q}a\bar{a}}$. Above the $a\bar{a}$ threshold, $I_{a\bar{a}}(s)$ has the form

$$I_{a\bar{a}}(s) = \tilde{C}_{a\bar{a}} + \rho_{a\bar{a}}(s) \left(i + \frac{1}{\pi} \ln \frac{1 + \rho_{a\bar{a}}(s)}{1 - \rho_{a\bar{a}}(s)} \right), \quad (16)$$

where $\rho_{a\bar{a}}(s) = \sqrt{1 - 4m_a^2/s}$ (we put $m_{\pi^0} = m_{\pi^+}$ and take into account the mass difference of K^+ and K^0); if $\sqrt{s} < 2m_K$, then $\rho_{K\bar{K}}(s) \rightarrow i|\rho_{K\bar{K}}(s)|$; $\tilde{C}_{\pi^+\pi^-}$ and $\tilde{C}_{K^+K^-} = \tilde{C}_{K^0\bar{K}^0}$ are subtraction constants in the loops.

For reasons of $SU(3)$ symmetry, we will assume that all seed coupling constants in Eqs. (14) and (15) are the same: $\lambda_{d\bar{d}\pi^+\pi^-} = \lambda_{s\bar{s}K^0\bar{K}^0} = \lambda_{s\bar{s}K^+K^-} = \lambda_{d\bar{d}K^0\bar{K}^0}$. For reasons of $SU(4)$ symmetry, $f_+^{D_s^+}(0) = f_+^{D^+}(0)$. Then, for example, the product $f_+^{D_s^+}(0)\lambda_{s\bar{s}K^0\bar{K}^0}$ will determine the absolute normalization of the widths $\Gamma_{D_s^+ \rightarrow \pi^+\pi^-e^+\nu_e}$ and $\Gamma_{D^+ \rightarrow \pi^+\pi^-e^+\nu_e}$. But the ratio $\Gamma_{D_s^+ \rightarrow \pi^+\pi^-e^+\nu_e} / \Gamma_{D^+ \rightarrow \pi^+\pi^-e^+\nu_e}$ does not depend on this parameter.

Since the amplitudes $T_0^0(s)$ and $T_{K^0\bar{K}^0 \rightarrow \pi^+\pi^-}(s)$ are known [11–13] from the analysis of the data on the reactions $\pi\pi \rightarrow \pi\pi$, $\pi\pi \rightarrow K\bar{K}$, and $\phi \rightarrow \pi^0\pi^0\gamma$, then we have only two parameters $\tilde{C}_{\pi^+\pi^-}$ and $\tilde{C}_{K^+K^-}$ to describe the $\pi^+\pi^-$ mass spectra in the decays $D^+ \rightarrow \pi^+\pi^-e^+\nu_e$ and $D_s^+ \rightarrow \pi^+\pi^-e^+\nu_e$ as well as the value of the ration $\Gamma_{D_s^+ \rightarrow \pi^+\pi^-e^+\nu_e} / \Gamma_{D^+ \rightarrow \pi^+\pi^-e^+\nu_e}$ in agreement with experiment.

The choice of $\tilde{C}_{\pi^+\pi^-} = 1.8$ and $\tilde{C}_{K^+K^-} = 1.0$ provides a good simultaneous description of the $\pi^+\pi^-$ mass spectra in the decays $D^+ \rightarrow \pi^+\pi^-e^+\nu_e$ and $D_s^+ \rightarrow \pi^+\pi^-e^+\nu_e$, see Fig. 8, and gives the ratio $\Gamma_{D_s^+ \rightarrow \pi^+\pi^-e^+\nu_e} / \Gamma_{D^+ \rightarrow \pi^+\pi^-e^+\nu_e} \simeq 6.55$, which is in excellent agreement with the data.

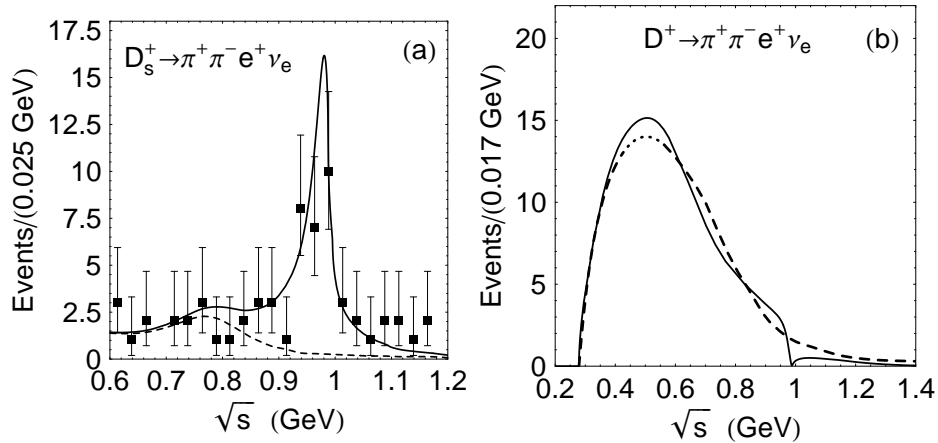


Figure 8: The same as in plots (a) and (b) in Fig. 3, but the solid theoretical curves correspond to the model describable by Eqs. (14)–(16).

In summary, in the light of the program [1, 2], we have analyzed the recent BESIII data [6] on the decay $D^+ \rightarrow \pi^+ \pi^- e^+ \nu_e$ together with the CLEO data [5] on the decay $D_s^+ \rightarrow \pi^+ \pi^- e^+ \nu_e$ and showed that the results of these experiments together can be interpreted in favor of the four-quark nature of light scalar mesons $\sigma(500)$ and $f_0(980)$. Our approach can also be applied to the description of other similar decays involving light scalars.

The study was carried out within the framework of the state contract of the Sobolev Institute of Mathematics (project no. 0314-2019-0021).

-
- [1] N. N. Achasov and A. V. Kiselev, Phys. Rev. D **86**, 114010 (2012).
 - [2] N. N. Achasov and A. V. Kiselev, Int. J. Mod. Phys. Conf. Ser. **35**, 1460447 (2014).
 - [3] N. N. Achasov and A. V. Kiselev, Phys. Rev. D **98**, 096009 (2018).
 - [4] N. N. Achasov, arXiv:2002.01354.
 - [5] K. M. Ecklund *et al.* (CLEO Collaboration), Phys. Rev. D **80**, 052009 (2009).
 - [6] M. Ablikim *et al.* (BESIII Collaboration), Phys. Rev. Lett. **122**, 062001 (2019).
 - [7] M. Tanabashi *et al.* (Particle Data Group), Phys. Rev. D **98**, 030001 (2018), and 2019 update.
 - [8] R. L. Jaffe, Phys. Rev. D **15**, 267 (1977); *ibid.* **15**, 281 (1977).
 - [9] S. Weinberg, Phys. Rev. Lett. **110**, 261601 (2013).
 - [10] N. N. Achasov and G. N. Shestakov, Phys. Usp. **62**, 3 (2019) [Usp. Fiz. Nauk, **189**, 3 (2019)].
 - [11] N. N. Achasov and A. V. Kiselev, Phys. Rev. D **73**, 054029 (2006).
 - [12] N. N. Achasov and A. V. Kiselev, Phys. Rev. D **83**, 054008 (2011).
 - [13] N. N. Achasov and A. V. Kiselev, Phys. Rev. D **85**, 094016 (2012).
 - [14] N. N. Achasov and G. N. Shestakov, Phys. Rev. D **49**, 5779 (1994).
 - [15] N. N. Achasov and G. N. Shestakov, Phys. Rev. Lett. **99**, 072001 (2007).
 - [16] M. Gell-Mann and M. Levy, Nuovo Cim. **16**, 705 (1960).
 - [17] The amplitudes $T_0^0(s)$ and $T_{\pi\pi \rightarrow K\bar{K}}(s)$ were described in Refs. [11–13] by the complex of the mixed $\sigma(500)$ and $f_0(980)$ resonances and smooth background contributions using formulas similar to Eqs. (10) and (11). The authors constructed the $\pi\pi$ scattering amplitude $T_0^0(s)$ [11–13] with regular analytical properties in the s complex plane, describing both experimental data and the results based on chiral expansion and Roy equations [18]. Note that the phases of the amplitudes $F_{d\bar{d} \rightarrow S \rightarrow \pi^+ \pi^-}^{D^+}(s)$ and $F_{s\bar{s} \rightarrow S \rightarrow \pi^+ \pi^-}^{D^+ s}(s)$ in Eqs. (14) and (15) coincide with the $\pi\pi$ scattering phase $\delta_0^0(s)$ below the $K^+ K^-$ threshold.
 - [18] I. Caprini, G. Colangelo, and H. Leutwyler, Phys. Rev. Lett. **96**, 132001 (2006).
 - [19] S. Okubo, Phys. Lett. **5** 1975 (1963).
 - [20] G. Zweig, in *Developments in the Quark Theory of Hadrons*, edited by D.B. Lichtenberg and S.P. Rosen (Hadronic Press, Massachusetts, 1980).
 - [21] J. Iizuka, Prog. Theor. Phys. Suppl. **37**, 38 (1966).
 - [22] H. J. Lipkin, Nucl. Phys. B **291**, 720 (1987).
 - [23] H. J. Lipkin and B. S. Zou, Phys. Rev. D **53**, 6693 (1996).
 - [24] B. Hyams *et al.* (CERN-München Collaboration), Nucl. Phys. **B64**, 134 (1973).
 - [25] D. Alde *et al.* (GAMS Collaboration), Eur.Phys.J. A **3**, 361 (1998).
 - [26] D. Barberis *et al.* (WA102 Collaboration), Phys. Lett. B **453**, 316 (1999).
 - [27] J. E. Augustin *et al.* (DM2 Collaboration), Nucl. Phys. **B320**, 1 (1989).
 - [28] A. Garmash *et al.* (Belle Collaboration), Phys. Rev. D **91**, 072003 (2015).
 - [29] G. W. Brandenburg *et al.* (SLAC Collaboration), Nucl. Phys. **B104**, 413 (1976).
 - [30] A. Falvard *et al.* (DM2 Collaboration), Phys. Rev. D **38**, 2706 (1988).
 - [31] B. Aubert *et al.* (BABAR Collaboration), Phys. Rev. D **79**, 032003 (2009).