

Diurnal Effect of Sub-GeV Dark Matter Boosted by Cosmic Rays

Shao-Feng Ge,^{1,2,*} Jianglai Liu,^{2,1,†} Qiang Yuan,^{3,4,5,‡} and Ning Zhou^{2,§}

¹*Tsung-Dao Lee Institute, Shanghai Jiao Tong University, Shanghai 200240, China*

²*School of Physics and Astronomy, Shanghai Jiao Tong University,*

Key Laboratory for Particle Astrophysics and Cosmology (MOE) & Shanghai Key Laboratory for Particle Physics and Cosmology, Shanghai 200240, China

³*Key Laboratory of Dark Matter and Space Astronomy,*

Purple Mountain Observatory, Chinese Academy of Sciences, Nanjing 210033, China

⁴*School of Astronomy and Space Science, University of Science and Technology of China, Hefei 230026, China*

⁵*Center for High Energy Physics, Peking University, Beijing 100871, China*

We point out a new type of diurnal effect for the cosmic ray boosted dark matter (DM). The DM-nucleon interactions not only allow the direct detection of DM with nuclear recoils, but also allow cosmic rays to scatter with and boost the nonrelativistic DM to higher energies. If the DM-nuclei scattering cross sections are sufficiently large, the DM flux is attenuated as it propagates through the Earth, leading to a strong diurnal modulation. This diurnal modulation provides another prominent signature for the direct detection of boosted sub-GeV DM, in addition to signals with higher recoil energy.

Introduction – Overwhelming evidence from astrophysical and cosmological observations supports the existence of dark matter (DM) [1], which is gravitationally interacting but invisible via electromagnetic interactions. However, the physical nature of DM is poorly understood: the DM identity is unknown with a possible mass spans nearly 80 orders of magnitude [2]. The DM direct detection [3] aims to verify the existence of DM particles and measure their interactions via the recoil of target nuclei or electrons, which is believed to be the most direct way to unveil the nature of DM particles [4, 5].

Conventionally, direct detection experiments assume the existence of nonrelativistic DM confined in the Galaxy. The gravitational potential of the Galaxy results in an upper limit on the DM velocity of $v_\chi \lesssim 600$ km/s above which DM can escape [6, 7]. Because of the energy threshold, which is typically $\mathcal{O}(\text{keV})$, the sensitive mass window of direct detection experiments can only extend down to $\mathcal{O}(1)$ GeV via the conventional nuclear recoil channel. In recent years, to enhance the sensitivity of detecting sub-GeV DM, many approaches have been explored, including expanding the nuclear recoil detection capability via a low threshold bolometer [8, 9] as well as via the Bremsstrahlung [10] and Migdal [11–17] effects, the direct detection of DM-electron recoils [18–23], and various novel detection proposals [24–34].

Another interesting possibility has been recently pointed out: nonrelativistic DM can be boosted by cosmic rays (CRs) [35, 36] or the solar reflection [37–39]. As long as DM has finite interactions with matter, it is inevitable for the nonrelativistic DM to be scattered and boosted by the energetic CRs. Although the flux of the CR-boosted DM (CRDM) is a tiny fraction compared to the nonrelativistic DM, it allows explorations of a certain parameter space of sub-GeV DM that was previously inaccessible [36, 40–43] in direct detection, thus expanding the sensitive mass region. The CRDM can also produce

signals in large neutrino experiments [44–46].

For sub-GeV DM, the DM-nucleon scattering cross section with a contact interaction can be quite sizable, e.g., as large as 10^{-31}cm^2 (see [47] and the references in [35]), in contrast to the light mediator case [48]. With this allowed interaction strength, DM particles can experience multiple scatterings and become attenuated when traveling through the Earth [49–52]. If the CRDM flux is anisotropic, a diurnal flux modulation at direct detection experiments is expected [53, 54]. This is different from the conventional diurnal effect that is mainly for nonrelativistic DM.

Sub-GeV Dark Matter Boosted by Cosmic Rays – The spatial and spectral distributions of the CRDM flux depend on the DM and CR distributions in the Galaxy as well as the CRDM scattering processes. Both the DM density and CR intensities vary with their locations in the Galaxy, becoming more concentrated toward the Galaxy center (GC). Therefore, CRs are much more likely to scatter with and boost the DM in the inner Galaxy region. Even for isotropic scattering, the CRDM flux is highly anisotropic over the sky.

Although the CRDM scattering also affects the CRs, the effect is important only for a very large scattering cross section ($\sigma_{\chi p} > 10^{-27} \text{cm}^2$) [35]. For simplicity, we assume that the CR distribution is unaffected. The CRDM emissivity, which describes its spatial and spectrum distributions, is given by [36]

$$\zeta_\chi(\mathbf{r}, T_\chi) = \frac{\rho_\chi(|\mathbf{r}|)}{m_\chi} \sum_{i=p, \text{He}} \int_{T_i^{\min}}^{\infty} dT_i \frac{n_{\text{CR},i}(\mathbf{r}, T_i)}{T_\chi^{\max}(T_i)} \times v_i \sigma_{\chi i} G_i^2(Q^2), \quad (1)$$

where T_i and T_χ are the kinetic energies of the CR species i and the boosted DM with mass m_χ , T_i^{\min} is the minimum CR energy required to boost the DM kinetic energy to T_χ , and T_χ^{\max} is the maximum DM kinetic energy given T_i [36]. There are three main ingredients in Eq. (1): the

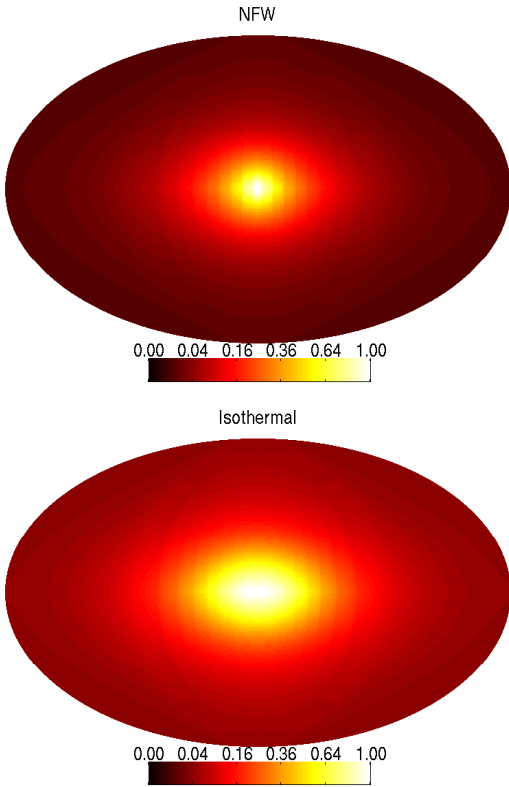


FIG. 1. Relative sky maps of CRDM fluxes in the Galactic coordinates with amplitude in the GC direction set to unity. The upper and lower panels are for the NFW and Isothermal DM density profiles, respectively.

DM density $\rho_\chi(|\mathbf{r}|)$ at location \mathbf{r} , the CR density $n_{CR,i}$ times its velocity v_i , and the scattering cross section $\sigma_{\chi i}$. The form factor $G_i(Q^2) \equiv 1/(1 + Q^2/\Lambda_i^2)^2$ [55] is a function of the momentum transfer Q with $\Lambda_p \approx 770$ MeV and $\Lambda_{He} \approx 410$ MeV [56] for proton and helium, respectively.

For the DM density $\rho_\chi(|\mathbf{r}|)$, we adopt the Navarro-Frenk-White (NFW) [57] profile, $\rho_\chi^{\text{NFW}}(r) = \rho_s/[(r/r_s)(1 + r/r_s)^2]$ with $r_s = 20$ kpc and $\rho_s = 0.35$ GeV cm $^{-3}$, as the benchmark DM mass distribution. For comparison, a cored isothermal distribution, $\rho_\chi^{\text{iso}}(r) = \rho_s/[1 + (r/r_s)^2]$ with $r_s = 5$ kpc and $\rho_s = 1.56$ GeV cm $^{-3}$, is also studied. These parameters correspond to a local DM density of 0.4 GeV cm $^{-3}$ in our Solar System [58] for both profiles. The difference between the two profiles and more details are given in the Supplemental Material [67]. The amplitudes of the diurnal modulation vary by only around 7% for different density profiles.

For the CR contribution in Eq. (1), we employ the GALPROP [59] code (version 54) to simulate its distribution. In this Letter, we only consider the dominating proton and helium species of CRs, and leave the rest, in particular electrons and positrons, for future discussions. For the detailed CR model parameters and the result-

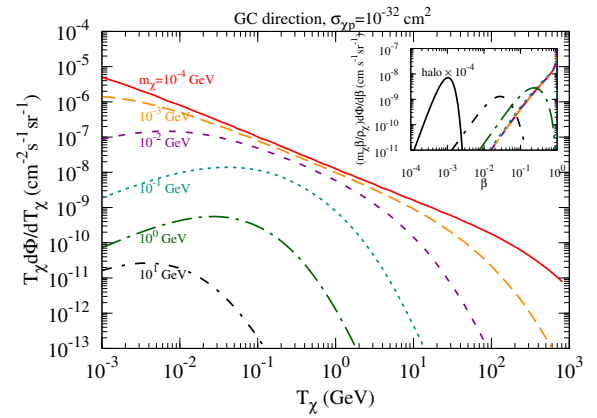


FIG. 2. The CRDM energy spectra at the GC direction for DM masses 10^{-4} , 10^{-3} , 10^{-2} , 0.1, 1.0, and 10 GeV from top to bottom. The scattering cross section $\sigma_{\chi p}$ is assumed to be 10^{-32} cm 2 . The inset is the distribution of DM velocities, $\beta = v/c$, compared to the Maxwellian distribution of the Standard DM Halo. For a clear comparison, we rescale the Standard DM Halo curve by 10^{-4} (labeled as halo $\times 10^{-4}$ in the inset) so that all curves have a similar height.

ing CR spatial distribution, please see the Supplemental Material [67].

The DM-nucleus interaction is the least known part in Eq. (1). For simplicity, we assume that the DM-nucleus cross section $\sigma_{\chi A}$ has a coherent enhancement,

$$\sigma_{\chi A} = \sigma_{\chi p} A^2 \left[\frac{m_A(m_\chi + m_p)}{m_p(m_\chi + m_A)} \right]^2, \quad (2)$$

where $\sigma_{\chi n} = \sigma_{\chi p}$ is the constant DM-nucleon cross section, while m_p and m_A are the proton and nuclear masses for the CR. For $m_\chi \ll m_p, m_A$, the enhancement mainly comes from the A^2 factor. Extra enhancement may come from $(m_\chi + m_p)^2/m_p^2$ when m_χ goes beyond m_p . The dipole hadronic form factor $G_i(Q^2)$ in Eq. (1) suppresses the interaction at large momentum transfer Q .

The CRDM flux arriving at the Earth along a given direction $\hat{\mathbf{n}}$ is a line-of-sight integral of all contributions along the way,

$$\frac{d\Phi}{dT_\chi}(\hat{\mathbf{n}}, T_\chi) = \frac{1}{4\pi} \int \zeta_\chi(\mathbf{r}, T_\chi) dl. \quad (3)$$

Fig. 1 shows the relative all-sky maps of the CRDM fluxes in the Galactic coordinate, a spherical coordinate with the Sun as its center, the latitude measuring the angle above/below the galactic plane, and the longitude measuring the azimuth angle from the GC. The peak value at the GC is set to 1. The top (bottom) panel presents the NFW (isothermal) profile. The CRDM fluxes are clearly anisotropic, with the maximum (the GC direction) and the minimum differing by about two orders of magnitude. To match the grid resolution of GALPROP, we set the NFW density within 0.5 kpc of the GC to $\rho(0.5 \text{ kpc})$.

This approximation has a negligible effect on the diurnal modulation, as shown in the Supplemental Material [67].

Fig. 2 shows the CRDM spectra from the GC direction for different DM masses. The number density ρ_χ/m_χ in Eq. (1) accounts for the decrease of CRDM flux for larger DM masses. On the other hand, on average the maximum boost occurs when m_χ approaches the mass of the incident proton or helium, manifesting in the change of spectrum shape for different energies. At the high energy end, the spectra are suppressed by the form factor $G_i(Q^2)$ with $Q^2 = 2m_\chi T_\chi$. We also show the nonrelativistic DM velocity distribution predicted by the Standard DM Halo model (labeled as halo $\times 10^{-4}$) in Fig. 2 for comparison.

We find that the CRDM spectra depend very weakly on directions, mainly due to the similar CR spectral shapes throughout the Galaxy. For simplicity, in the following discussion we will separate the energy and angular distributions of the CRDM fluxes.

Earth Attenuation – With a large enough scattering cross section, the DM can frequently scatter with matter when traveling through the Earth [19, 49–52], transferring its kinetic energy to matter nuclei. Although the decelerated DM particle may still reach the detector, the DM energy spectrum is shifted lower, leading to fewer events above the detector energy threshold. For simplicity, we use the average nucleon numbers, $\bar{A}_m = 24$ in the Earth mantle and $\bar{A}_c = 54$ in the Earth core, to approximate the matter compositions [60]. As a concrete example, for $\sigma_{\chi p} = 10^{-32} \text{ cm}^2$, the mean free path, $L_{\text{free}} \equiv m_N/(\rho_N \sigma_{\chi A})$, is around 2.7/17 km in the Earth core/mantle omitting the form factor effects. Similar attenuation happens in the atmosphere, but due to the 3 orders lower density, the effect is only visible at much larger cross sections.

The differential CRDM flux $d\Phi(\hat{\mathbf{n}}, l, T_\chi)/d\ln T_\chi$, at the distance l through the Earth, is a combination of the loss of DM particles to an energy lower than T_χ and the gain from a higher energy T'_χ to T_χ . For an incoming DM particle with a higher energy T'_χ , the nuclear recoil energy T_r is evenly distributed in the range $0 \leq T_r \leq T'_\chi(T'_\chi + 2m_\chi)/(T'_\chi + m_\mu) \equiv T_r^{\text{max}}(T'_\chi)$ with reduced mass $m_\mu \equiv (m_N + m_\chi)^2/2m_N$. Because of energy conservation, T_χ is also evenly distributed: $T'_\chi(m_\mu - 2m_\chi)/(T'_\chi + m_\mu) \leq T_\chi \leq T'_\chi$. For a given T_χ , the DM particles with energy T'_χ in the range $T_\chi \leq T'_\chi \leq m_\mu T_\chi/(m_\mu - 2m_\chi - T_\chi)$ increases the flux at T_χ . The CRDM flux evolution contains two contributions [44]:

$$\frac{\partial}{\partial l} \frac{d\Phi(l, T_\chi)}{d\ln T_\chi} = \frac{\rho_N(l)}{m_N} \sigma_{\chi N} \left[-\frac{d\Phi(l, T_\chi)}{d\ln T_\chi} w_{\text{FF}}(T_\chi) + \int \frac{d\Phi(l, T'_\chi)}{d\ln T'_\chi} \frac{T_\chi(T'_\chi + m_\mu^N)}{T'_\chi(T'_\chi + 2m_\chi)} G_N^2(Q^2) d\ln T'_\chi \right]. \quad (4)$$

The weight factor is defined as, $w_{\text{FF}} \equiv \int G_N^2(Q^2) dQ^2/Q_{\text{max}}^2$, and the factor T_χ/T_r^{max} in the second term comes from the differential cross section

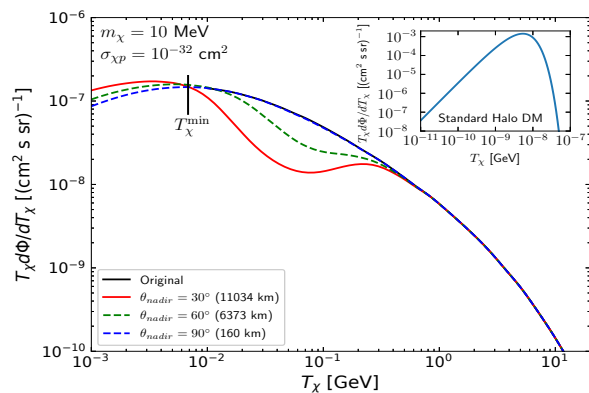


FIG. 3. The attenuated CRDM spectra for the nadir angles $\theta_{\text{nadir}} = 30^\circ$ (red), 60° (green), and 90° (blue) with $\sigma_{\chi p} = 10^{-32} \text{ cm}^2$, $m_\chi = 10 \text{ MeV}$, and the detector at a depth of 2 km. For comparison, we also show the original Standard Halo DM flux distribution in the inset.

$d\sigma = \sigma dT_r/T_r^{\text{max}} = \sigma d\ln T_\chi(T_\chi/T_r^{\text{max}})$. The attenuated DM flux can be obtained by integrating Eq. (4) step by step over the traversed distance. Fig. 3 shows the attenuated CRDM fluxes with different nadir angles to the underground detector. To be realistic, we consider a detector 2 km underground. Then for $\theta_{\text{nadir}} = 90^\circ$, DM needs to travel 160 km before reaching the detector, corresponding to 9 mean free paths in the mantle. The CRDM flux at medium energy is largely reduced first and then goes back up at high energy. The limited attenuation at high energy is due to the highly suppressed weight factor $w_{\text{FF}}(T_\chi)$ in Eq. (4). Consequently, the CRDM is much more energetic than the nonrelativistic DM (see the inset of Fig. 3) and can produce recoil events with much higher energy. This makes direct detection experiments sensitive to sub-GeV DMs.

Boosted Diurnal Effect – The two anisotropies from the Earth and the Galaxy lead to the diurnal effect. First, the path lengths that DM particles traverse are anisotropic since the underground lab is close to the Earth surface and its depth is typically much smaller than the Earth radius. Second, the CRDM flux is strongly peaked toward the GC due to both the DM and the CR distributions. The CRDM flux is thus significantly attenuated by the Earth when the GC and the detector are on opposite sides of the Earth but much less affected if they are on the same side. To avoid confusion with the usual diurnal effect for nonrelativistic DM [53, 54], we call this the “boosted diurnal effect”.

Fig. 4 shows the diurnal modulation of the CRDM at a direct detection experiment located at a latitude of 28°N (approximate location of the China Jinping Underground Laboratory) and a depth of 2 km underground. Within one sidereal day, the underground lab rotates around the Earth axis and its position is parameterized by the sidereal hour in the range between $[0, 24]$ hours. We define a

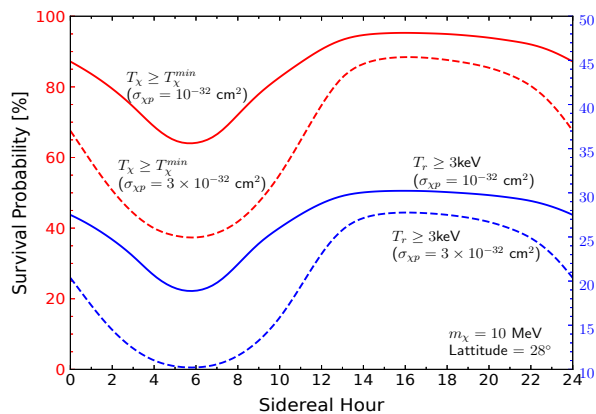


FIG. 4. The survival probability of CRDM arriving at an underground lab at latitude 28°N and a depth of 2 km vs the sidereal hour, relative to the number of DM particles arriving at the Earth for two different cross sections $\sigma_{\chi p} = 1$ (3) $\times 10^{-32}$ cm^2 . The red curves correspond to the total CRDM arriving at the detector with $T_\chi \geq T_\chi^{\min}$, and the blue curves are those above the detector threshold ($T_r > 3$ keV for a liquid xenon detector).

survival probability as the ratio between the attenuated CRDM flux in the underground lab and the one arriving the Earth. At a cross section of 1×10^{-32} cm^2 , we observe significant “*boosted diurnal modulation*” with the survival probability varying in the range of $64\% \sim 95\%$. For comparison, we also show the curves for a cross section of 3×10^{-32} cm^2 where a larger modulation can be observed. Given the DM energy T_χ , the nuclear recoil has a wide distribution, $0 \leq T_r \leq T_r^{\max}(T_\chi)$, and hence only a fraction, $1 - T_{th}/T_r^{\max}(T_\chi)$, can pass the detection threshold, leading to a reduction from the red curve to the blue one in Fig. 4.

Instead of performing numerical integration of Eq. (4), the curves in Fig. 4 are obtained by Monte Carlo simulations. Since the spectrum of the CRDM is almost independent of its direction, it is a good approximation to first sample the direction of the incoming DM particles according to the sky map in Fig. 1 and then sample the boosted DM kinetic energy T_χ according to the spectrum in Fig. 2. The incident DM particle would then experience multiple scatterings when crossing the Earth. For each interaction step, we first sample the distance that the DM particle travels before the next scattering based on the mean free path and then sample the reduced kinetic energy. The simulation stops when the DM particle reaches the underground detector or drops below the detection threshold.

Imposing the detection threshold on the nuclear recoil energy, $T_r \geq 3$ keV for a liquid xenon detector [61], would reduce the event rate but still keep the modulation behavior as illustrated in Fig. 4. This is because the diurnal modulation mainly comes from the high re-

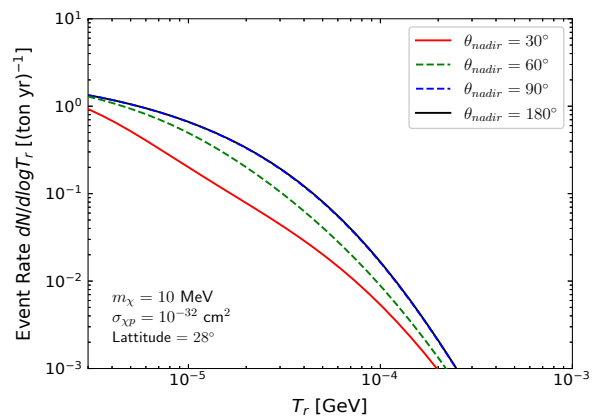


FIG. 5. The nuclear recoil spectrum, including the 3 keV detector threshold, for a xenon detector with 1 ton-year exposure. To illustrate the attenuation effect, each curve corresponds to the integrated DM flux at a given nadir angle θ_{nadir} .

coil part as illustrated in Fig. 3. For two years of data at a benchmark liquid xenon detector PandaX-4T (5.6 ton \times year exposure) [62], on average 8.1 (55) events are expected for $\sigma_{\chi p} = 1$ (3) $\times 10^{-32}$ cm^2 and $m_\chi = 10$ MeV, which is quite significant compared to the background level [63]. For the same detector, the event rate and hence the sensitivity is roughly independent of the DM mass for $m_\chi \lesssim 0.1$ GeV. In addition to a quadratic scaling with the cross section, one from the CRDM production and the other from its detection, the event rate is suppressed once the attenuation from the Earth becomes dominating for a sufficiently large cross section ($\sim 10^{-28}$ cm^2) [36]. The cross section region that this technique can probe spans roughly 4 orders of magnitude.

Another factor is the scattering angle, which leads to deflection [19]. For the relativistic CRDM with typical 1 GeV kinetic energy, mass $m_\chi = 10$ MeV, and typical momentum transfer $Q \approx \Lambda \approx 200$ MeV [56], the scattering angle is $3^\circ \sim 5^\circ$. Although not completely negligible, the scattering angle does not affect the diurnal modulation effect due to the following arguments. For the peak region of Fig. 4, the DM from the GC only needs to penetrate $\mathcal{O}(1)$ km. With a mean free path of around 17 km, most CRDMs experience only one scattering at most. Therefore, the peak region would not be affected significantly. Multiple scatterings will further suppress the valley region of the curve and therefore enhance the modulation effect.

The recoil energy spectra for incident CRDMs along different nadir angles in a liquid xenon detector are shown in Fig. 5. Since the recoil energy can reach $\mathcal{O}(1)$ MeV, observing a high energy recoil event is a smoking gun for the CRDM, especially when the detector and the GC are on the same side of the Earth. However, these energetic recoils may excite target isotopes and therefore may no

longer be simple nuclear recoils. The signal identification strategy for such events needs more experimental study. Statistically, the boosted diurnal modulation can help to identify such high energy recoil signal and suppress the background which is expected to be constant over time. A more detailed analysis with real data will appear in a future work.

Conclusion – The CRDM provides a possibility for the conventional DM direct detection experiments to extend their sensitive window to the sub-GeV mass range via the detection of boosted DM events that produce a higher energy recoil above threshold. If the DM-nucleon cross section is sufficiently large, the CRDM is significantly attenuated when traveling through the Earth. Because of the anisotropies of the CRDM flux and the Earth attenuation, the event rate and energy spectrum exhibit a characteristic diurnal modulation, which is a powerful signature to suppress background and enhance sensitivities to sub-GeV DM. Future work can use the electron component in the CR and extend this exploration to DM-electron interactions. In addition, future directional detection experiments may directly image the anisotropic sky map of the CRDM. The modulation discussed in this Letter may also apply to the boosted DM scenario [64–66].

ACKNOWLEDGEMENTS

SFG is sponsored by the Double First Class start-up fund (WF220442604) provided by Tsung-Dao Lee Institute & Shanghai Jiao Tong University, the Shanghai Pujiang Program (20PJ1407800), and the National Natural Science Foundation of China (No. 12090064). QY is supported by the National Natural Science Foundation of China (Nos. 11722328 and 11851305), the 100 Talents Program of the Chinese Academy of Sciences, and the Program for Innovative Talents and Entrepreneur in Jiangsu. JL and NZ are supported by the National Natural Science Foundation of China (Nos. 11525522, 11775141, and 12090061), a grant from the Ministry of Science and Technology of China (No. 2016YFA0400301), and a grant from Office of Science and Technology, Shanghai Municipal Government (No. 18JC1410200) and the Hongwen Foundation in Hong Kong. JL also acknowledges support from the Tencent Foundation. This work is also supported in part by the Chinese Academy of Sciences Center for Excellence in Particle Physics (CCEPP). The authors are grateful to Dr. Xiang-Yi Cui for checking the calculations.

* gesf@sjtu.edu.cn

† jianglai.liu@sjtu.edu.cn

- ‡ yuangq@pmo.ac.cn
§ nzhou@sjtu.edu.cn
- [1] B. L. Young, “A survey of dark matter and related topics in cosmology,” *Front. Phys. (Beijing)* **12**, no.2, 121201 (2017).
 - [2] G. B. Gelmini, “The Hunt for Dark Matter,” [arXiv:1502.01320 [hep-ph]].
 - [3] M. W. Goodman and E. Witten, “Detectability of Certain Dark Matter Candidates,” *Phys. Rev. D* **31**, 3059 (1985).
 - [4] J. Liu, X. Chen and X. Ji, “Current status of direct dark matter detection experiments,” *Nature Phys.* **13**, no.3, 212-216 (2017) [arXiv:1709.00688 [astro-ph.CO]].
 - [5] M. Schumann, “Direct Detection of WIMP Dark Matter: Concepts and Status,” *J. Phys. G* **46**, no.10, 103003 (2019) [arXiv:1903.03026 [astro-ph.CO]].
 - [6] N. Bozorgnia, R. Catena and T. Schwetz, “Anisotropic dark matter distribution functions and impact on WIMP direct detection,” *JCAP* **12**, 050 (2013) [arXiv:1310.0468 [astro-ph.CO]].
 - [7] J. Zavala and C. S. Frenk, “Dark matter haloes and sub-haloes,” *Galaxies* **7**, no.4, 81 (2019) [arXiv:1907.11775 [astro-ph.CO]].
 - [8] A. H. Abdelhameed *et al.* [CRESST], *Phys. Rev. D* **100**, no.10, 102002 (2019) doi:10.1103/PhysRevD.100.102002 [arXiv:1904.00498 [astro-ph.CO]].
 - [9] S. Pirro and P. Mauskopf, “Advances in Bolometer Technology for Fundamental Physics,” *Ann. Rev. Nucl. Part. Sci.* **67**, 161-181 (2017);
 - [10] C. Kouvaris and J. Pradler, “Probing sub-GeV Dark Matter with conventional detectors,” *Phys. Rev. Lett.* **118**, no.3, 031803 (2017) [arXiv:1607.01789 [hep-ph]].
 - [11] M. Ibe, W. Nakano, Y. Shoji and K. Suzuki, “Migdal Effect in Dark Matter Direct Detection Experiments,” *JHEP* **03**, 194 (2018) [arXiv:1707.07258 [hep-ph]].
 - [12] D. Baxter, Y. Kahn and G. Krnjaic, “Electron Ionization via Dark Matter-Electron Scattering and the Migdal Effect,” *Phys. Rev. D* **101**, no.7, 076014 (2020) [arXiv:1908.00012 [hep-ph]].
 - [13] R. Essig, J. Pradler, M. Sholapurkar and T. T. Yu, “Relation between the Migdal Effect and Dark Matter-Electron Scattering in Isolated Atoms and Semiconductors,” *Phys. Rev. Lett.* **124**, no.2, 021801 (2020) [arXiv:1908.10881 [hep-ph]].
 - [14] D. S. Akerib *et al.* [LUX], “Results of a Search for Sub-GeV Dark Matter Using 2013 LUX Data,” *Phys. Rev. Lett.* **122**, no.13, 131301 (2019) [arXiv:1811.11241 [astro-ph.CO]].
 - [15] E. Armengaud *et al.* [EDELWEISS], “Searching for low-mass dark matter particles with a massive Ge bolometer operated above-ground,” *Phys. Rev. D* **99**, no.8, 082003 (2019) [arXiv:1901.03588 [astro-ph.GA]].
 - [16] Z. Z. Liu *et al.* [CDEX], “Constraints on Spin-Independent Nucleus Scattering with sub-GeV Weakly Interacting Massive Particle Dark Matter from the CDEX-1B Experiment at the China Jinping Underground Laboratory,” *Phys. Rev. Lett.* **123**, no.16, 161301 (2019) [arXiv:1905.00354 [hep-ex]].
 - [17] E. Aprile *et al.* [XENON], “Search for Light Dark Matter Interactions Enhanced by the Migdal Effect or Bremsstrahlung in XENON1T,” *Phys. Rev. Lett.* **123**, no.24, 241803 (2019) [arXiv:1907.12771 [hep-ex]].
 - [18] R. Essig, J. Mardon and T. Volansky, “Direct Detection of Sub-GeV Dark Matter,” *Phys. Rev. D* **85**, 076007 (2012) [arXiv:1108.5383 [hep-ph]]; Sec. IV-V

- of M. Battaglieri, et. al., “*US Cosmic Visions: New Ideas in Dark Matter 2017: Community Report*,” [arXiv:1707.04591 [hep-ph]];
- [19] T. Emken, R. Essig, C. Kouvaris and M. Sholapurkar, “*Direct Detection of Strongly Interacting Sub-GeV Dark Matter via Electron Recoils*,” *JCAP* **09**, 070 (2019) [arXiv:1905.06348 [hep-ph]].
- [20] R. Essig, A. Manalaysay, J. Mardon, P. Sorensen and T. Volansky, “*First Direct Detection Limits on sub-GeV Dark Matter from XENON10*,” *Phys. Rev. Lett.* **109**, 021301 (2012) [arXiv:1206.2644 [astro-ph.CO]]; R. Essig, T. Volansky and T. T. Yu, “*New Constraints and Prospects for sub-GeV Dark Matter Scattering off Electrons in Xenon*,” *Phys. Rev. D* **96**, no.4, 043017 (2017) [arXiv:1703.00910 [hep-ph]]; E. Aprile et al. [XENON], “*Light Dark Matter Search with Ionization Signals in XENON1T*,” *Phys. Rev. Lett.* **123**, no.25, 251801 (2019) [arXiv:1907.11485 [hep-ex]].
- [21] P. Agnes et al. [DarkSide], “*Constraints on Sub-GeV Dark-Matter– Electron Scattering from the DarkSide-50 Experiment*,” *Phys. Rev. Lett.* **121**, no.11, 111303 (2018) [arXiv:1802.06998 [astro-ph.CO]].
- [22] D. W. Amaral et al. [SuperCDMS], “*Constraints on low-mass, relic dark matter candidates from a surface-operated SuperCDMS single-charge sensitive detector*,” [arXiv:2005.14067 [hep-ex]].
- [23] R. Essig, M. Fernandez-Serra, J. Mardon, A. Soto, T. Volansky and T. T. Yu, “*Direct Detection of sub-GeV Dark Matter with Semiconductor Targets*,” *JHEP* **05**, 046 (2016) [arXiv:1509.01598 [hep-ph]]; O. Abramoff et al. [SENSEI], “*SENSEI: Direct-Detection Constraints on Sub-GeV Dark Matter from a Shallow Underground Run Using a Prototype Skipper-CCD*,” *Phys. Rev. Lett.* **122**, no.16, 161801 (2019) [arXiv:1901.10478 [hep-ex]]; A. Aguilar-Arevalo et al. [DAMIC], “*Constraints on Light Dark Matter Particles Interacting with Electrons from DAMIC at SNOLAB*,” *Phys. Rev. Lett.* **123**, no.18, 181802 (2019) [arXiv:1907.12628 [astro-ph.CO]].
- [24] V. Zacek, “*Search for dark matter with moderately superheated liquids*,” *Nuovo Cim. A* **107**, 291-298 (1994).
- [25] Y. Hochberg, Y. Zhao and K. M. Zurek, “*Superconducting Detectors for Superlight Dark Matter*,” *Phys. Rev. Lett.* **116**, no.1, 011301 (2016) [arXiv:1504.07237 [hep-ph]]; Y. Hochberg, T. Lin and K. M. Zurek, “*Detecting Ultralight Bosonic Dark Matter via Absorption in Superconductors*,” *Phys. Rev. D* **94**, no.1, 015019 (2016) [arXiv:1604.06800 [hep-ph]].
- [26] Y. Hochberg, M. Pyle, Y. Zhao and K. M. Zurek, “*Detecting Superlight Dark Matter with Fermi-Degenerate Materials*,” *JHEP* **08**, 057 (2016) [arXiv:1512.04533 [hep-ph]].
- [27] K. Schutz and K. M. Zurek, “*Detectability of Light Dark Matter with Superfluid Helium*,” *Phys. Rev. Lett.* **117**, no.12, 121302 (2016) [arXiv:1604.08206 [hep-ph]]; S. Knapen, T. Lin and K. M. Zurek, “*Light Dark Matter in Superfluid Helium: Detection with Multi-excitation Production*,” *Phys. Rev. D* **95**, no.5, 056019 (2017) [arXiv:1611.06228 [hep-ph]].
- [28] S. Derenzo, R. Essig, A. Massari, A. Soto and T. T. Yu, “*Direct Detection of sub-GeV Dark Matter with Scintillating Targets*,” *Phys. Rev. D* **96**, no.1, 016026 (2017) [arXiv:1607.01009 [hep-ph]].
- [29] P. C. Bunting, G. Gratta, T. Melia and S. Rajendran, “*Magnetic Bubble Chambers and Sub-GeV Dark Matter Direct Detection*,” *Phys. Rev. D* **95**, no.9, 095001 (2017) [arXiv:1701.06566 [hep-ph]].
- [30] Y. Hochberg, Y. Kahn, M. Lisanti, K. M. Zurek, A. G. Grushin, R. Ilan, S. M. Griffin, Z. F. Liu, S. F. Weber and J. B. Neaton, “*Detection of sub-MeV Dark Matter with Three-Dimensional Dirac Materials*,” *Phys. Rev. D* **97**, no.1, 015004 (2018) [arXiv:1708.08929 [hep-ph]].
- [31] N. A. Kurinsky, T. C. Yu, Y. Hochberg and B. Cabrera, “*Diamond Detectors for Direct Detection of Sub-GeV Dark Matter*,” *Phys. Rev. D* **99**, no.12, 123005 (2019) [arXiv:1901.07569 [hep-ex]].
- [32] Y. Hochberg, I. Charaev, S. W. Nam, V. Verma, M. Colangelo and K. K. Berggren, “*Detecting Sub-GeV Dark Matter with Superconducting Nanowires*,” *Phys. Rev. Lett.* **123**, no.15, 151802 (2019) [arXiv:1903.05101 [hep-ph]].
- [33] T. Trickle, Z. Zhang and K. M. Zurek, “*Direct Detection of Light Dark Matter with Magnons*,” [arXiv:1905.13744 [hep-ph]]; S. Chigusa, T. Moroi and K. Nakayama, “*Detecting Light Boson Dark Matter through Conversion into Magnon*,” [arXiv:2001.10666 [hep-ph]].
- [34] N. Kurinsky, D. Baxter, Y. Kahn and G. Krnjaic, “*A Dark Matter Interpretation of Excesses in Multiple Direct Detection Experiments*,” [arXiv:2002.06937 [hep-ph]].
- [35] C. V. Cappiello, K. C. Ng and J. F. Beacom, “*Reverse Direct Detection: Cosmic Ray Scattering With Light Dark Matter*,” *Phys. Rev. D* **99**, no.6, 063004 (2019) [arXiv:1810.07705 [hep-ph]].
- [36] T. Bringmann and M. Pospelov, “*Novel direct detection constraints on light dark matter*,” *Phys. Rev. Lett.* **122**, no. 17, 171801 (2019) [arXiv:1810.10543 [hep-ph]].
- [37] C. Kouvaris, “*Probing Light Dark Matter via Evaporation from the Sun*,” *Phys. Rev. D* **92**, no.7, 075001 (2015) [arXiv:1506.04316 [hep-ph]].
- [38] H. An, M. Pospelov, J. Pradler and A. Ritz, “*Directly Detecting MeV-scale Dark Matter via Solar Reflection*,” *Phys. Rev. Lett.* **120**, no.14, 141801 (2018) [arXiv:1708.03642 [hep-ph]].
- [39] T. Emken, C. Kouvaris and N. G. Nielsen, “*The Sun as a sub-GeV Dark Matter Accelerator*,” *Phys. Rev. D* **97**, no.6, 063007 (2018) [arXiv:1709.06573 [hep-ph]].
- [40] J. Alvey, M. Campos, M. Fairbairn and T. You, “*Detecting Light Dark Matter via Inelastic Cosmic Ray Collisions*,” *Phys. Rev. Lett.* **123**, 261802 (2019) [arXiv:1905.05776 [hep-ph]].
- [41] J. B. Dent, B. Dutta, J. L. Newstead and I. M. Shoemaker, “*Bounds on Cosmic Ray-Boosted Dark Matter in Simplified Models and its Corresponding Neutrino-Floor*,” [arXiv:1907.03782 [hep-ph]].
- [42] W. Wang, L. Wu, J. M. Yang, H. Zhou and B. Zhu, “*Sub-GeV Gravity-mediated Dark Matter in Direct Detections*,” [arXiv:1912.09904 [hep-ph]].
- [43] R. Plestid, V. Takhistov, Y. D. Tsai, T. Bringmann, A. Kusenko and M. Pospelov, “*New Constraints on Millicharged Particles from Cosmic-ray Production*,” [arXiv:2002.11732 [hep-ph]].
- [44] Y. Ema, F. Sala and R. Sato, “*Light Dark Matter at Neutrino Experiments*,” *Phys. Rev. Lett.* **122**, no.18, 181802 (2019) [arXiv:1811.00520 [hep-ph]].
- [45] C. Cappiello and J. F. Beacom, “*Strong New Limits on Light Dark Matter from Neutrino Experiments*,” *Phys. Rev. D* **100**, no.10, 103011 (2019) [arXiv:1906.11283 [hep-ph]].
- [46] G. Guo, Y. L. S. Tsai and M. R. Wu, “*Probing High-Energy Light Dark Matter with IceCube*,”

- [arXiv:2004.03161 [astro-ph.HE]].
- [47] G. Krnjaic and S. D. McDermott, “Implications of BBN Bounds for Cosmic Ray Upscattered Dark Matter,” [arXiv:1908.00007 [hep-ph]].
- [48] K. Bondarenko, A. Boyarsky, T. Bringmann, M. Hufnagel, K. Schmidt-Hoberg and A. Sokolenko, “Direct detection and complementary constraints for sub-GeV dark matter,” *JHEP* **03**, 118 (2020) [arXiv:1909.08632 [hep-ph]].
- [49] G. D. Starkman, A. Gould, R. Esmailzadeh and S. Dimopoulos, “Opening the Window on Strongly Interacting Dark Matter,” *Phys. Rev. D* **41**, 3594 (1990).
- [50] G. D. Mack, J. F. Beacom and G. Bertone, “Towards Closing the Window on Strongly Interacting Dark Matter: Far-Reaching Constraints from Earth’s Heat Flow,” *Phys. Rev. D* **76**, 043523 (2007) [arXiv:0705.4298 [astro-ph]].
- [51] D. Hooper and S. D. McDermott, “Robust Constraints and Novel Gamma-Ray Signatures of Dark Matter That Interacts Strongly With Nucleons,” *Phys. Rev. D* **97**, no.11, 115006 (2018) [arXiv:1802.03025 [hep-ph]].
- [52] T. Emken and C. Kouvaris, “How blind are underground and surface detectors to strongly interacting Dark Matter?,” *Phys. Rev. D* **97**, no.11, 115047 (2018) [arXiv:1802.04764 [hep-ph]].
- [53] J. Collar and F. Avignone, “Diurnal modulation effects in cold dark matter experiments,” *Phys. Lett. B* **275**, 181-185 (1992); J. Collar, F. Avignone, R. Brodzinski, H. Miley, J. Reeves, E. Garcia, A. Morales, J. Morales, R. Nunez-Lagos, C. Saenz and J. Villar, “Bounds on diurnal modulations from the COSME-II dark matter experiment,” *Nucl. Phys. B Proc. Suppl.* **28A**, 297-301 (1992); D. Di Gregorio, A. Gattone, H. Huck, A. Macchiavelli, S. Gil, J. Collar and F. Avignone, III, “Effects of diurnal modulation in direct cold matter searches. The experiment in Sierra Grande,” [arXiv:astro-ph/9311049 [astro-ph]]; J. Collar and F. Avignone, III, “Surface sputtering from cold dark matter interactions: Proposed search for its diurnal modulation,” *Astropart. Phys.* **3**, 37 (1995) [arXiv:astro-ph/9505058 [astro-ph]]; F. Hasenbalg, D. Abriola, F. Avignone, J. Collar, D. Di Gregorio, A. Gattone, H. Huck, D. Tomasi and I. Urteaga, “Cold dark matter identification: Diurnal modulation revisited,” *Phys. Rev. D* **55**, 7350-7355 (1997) [arXiv:astro-ph/9702165 [astro-ph]]; F. S. Ling, P. Sikivie and S. Wick, “Diurnal and annual modulation of cold dark matter signals,” *Phys. Rev. D* **70**, 123503 (2004) [arXiv:astro-ph/0405231 [astro-ph]]; R. Foot, “Diurnal modulation due to self-interacting mirror and hidden sector dark matter,” *JCAP* **04**, 014 (2012) [arXiv:1110.2908 [hep-ph]]; R. Bernabei *et al.* [DAMA-LIBRA], “Model independent result on possible diurnal effect in DAMA/LIBRA-phase1,” *Eur. Phys. J. C* **74**, no.3, 2827 (2014) [arXiv:1403.4733 [astro-ph.GA]]; R. Foot and S. Vagnozzi, “Diurnal modulation signal from dissipative hidden sector dark matter,” *Phys. Lett. B* **748**, 61-66 (2015) [arXiv:1412.0762 [hep-ph]]; D. Akkerib *et al.* [LUX], “Search for annual and diurnal rate modulations in the LUX experiment,” *Phys. Rev. D* **98**, no.6, 062005 (2018) [arXiv:1807.07113 [astro-ph.CO]].
- [54] J. Vergados and C. Moustakidis, “The Diurnal Variation of the Wimp Detection Event Rates in Directional Experiments,” [arXiv:0912.3121 [astro-ph.CO]]; A. Bandyopadhyay and D. Majumdar, “On Diurnal and Annual Variations of Directional Detection Rates of Dark Matter,” *Astrophys. J.* **746**, 107 (2012) [arXiv:1006.3231 [hep-ph]]; R. J. Creswick, S. Nussinov and F. T. Avignone, “Direction dependence and diurnal modulation in dark matter detectors,” *Astropart. Phys.* **35**, 62-66 (2011) [arXiv:1007.0214 [astro-ph.IM]]; J. D. Vergados and C. C. Moustakidis, “WIMP event rates in directional experiments: The diurnal variation signature,” *Central Eur. J. Phys.* **9**, 628-643 (2011).
- [55] C. Perdrisat, V. Punjabi and M. Vanderhaeghen, “Nucleon Electromagnetic Form Factors,” *Prog. Part. Nucl. Phys.* **59**, 694-764 (2007) [arXiv:hep-ph/0612014 [hep-ph]].
- [56] I. Angeli, “A consistent set of nuclear rms charge radii: properties of the radius surface $R(N,Z)$,” *Atom. Data Nucl. Data Tabl.* **87**, no.2, 185-206 (2004).
- [57] J. F. Navarro, C. S. Frenk and S. D. M. White, “A Universal density profile from hierarchical clustering,” *Astrophys. J.* **490**, 493 (1997) [astro-ph/9611107].
- [58] R. Catena and P. Ullio, “A novel determination of the local dark matter density,” *JCAP* **08**, 004 (2010) [arXiv:0907.0018 [astro-ph.CO]].
- [59] A. W. Strong and I. V. Moskalenko, “Propagation of cosmic-ray nucleons in the galaxy,” *Astrophys. J.* **509**, 212 (1998) [astro-ph/9807150].
- [60] W. F. McDonough and R. Arevalo, “Uncertainties in the composition of Earth, its core and silicate sphere,” *J. Phys. Conf. Ser.* **136**, 022006 (2008)
- [61] X. Cui *et al.* [PandaX-II], “Dark Matter Results From 54-Ton-Day Exposure of PandaX-II Experiment,” *Phys. Rev. Lett.* **119**, no.18, 181302 (2017) [arXiv:1708.06917 [astro-ph.CO]] and its supplementary material.
- [62] H. Zhang *et al.* [PandaX], “Dark matter direct search sensitivity of the PandaX-4T experiment,” *Sci. China Phys. Mech. Astron.* **62**, no.3, 31011 (2019) [arXiv:1806.02229 [physics.ins-det]].
- [63] Q. Wang *et al.* [PandaX-II], “An Improved Evaluation of the Neutron Background in the PandaX-II Experiment,” *Sci. China Phys. Mech. Astron.* **63**, no.3, 231011 (2020) [arXiv:1907.00545 [hep-ex]].
- [64] K. Agashe, Y. Cui, L. Necib and J. Thaler, “(In)direct Detection of Boosted Dark Matter,” *JCAP* **10**, 062 (2014) [arXiv:1405.7370 [hep-ph]].
- [65] J. Berger, Y. Cui and Y. Zhao, “Detecting Boosted Dark Matter from the Sun with Large Volume Neutrino Detectors,” *JCAP* **02**, 005 (2015) [arXiv:1410.2246 [hep-ph]].
- [66] J. F. Cherry, M. T. Frandsen and I. M. Shoemaker, “Direct Detection Phenomenology in Models Where the Products of Dark Matter Annihilation Interact with Nuclei,” *Phys. Rev. Lett.* **114**, 231303 (2015) [arXiv:1501.03166 [hep-ph]].
- [67] See Supplemental Material for the comparison of different DM profiles, which includes [68–77]
- [68] Q. Yuan, C. R. Zhu, X. J. Bi and D. M. Wei, “Secondary cosmic-ray nucleus spectra disfavor particle transport in the Galaxy without reacceleration,” *JCAP* **11**, 027 (2020) [arXiv:1810.03141 [astro-ph.HE]].
- [69] M. Aguilar *et al.* [AMS], “Observation of the Identical Rigidity Dependence of He, C, and O Cosmic Rays at High Rigidities by the Alpha Magnetic Spectrometer on the International Space Station,” *Phys. Rev. Lett.* **119**, no.25, 251101 (2017).
- [70] M. Aguilar *et al.* [AMS], “Observation of New Properties of Secondary Cosmic Rays Lithium, Beryllium, and

Boron by the Alpha Magnetic Spectrometer on the International Space Station,” *Phys. Rev. Lett.* **120**, no.2, 021101 (2018).

- [71] G. L. Case and D. Bhattacharya, “A new σ - d relation and its application to the galactic supernova remnant distribution,” *Astrophys. J.* **504**, 761 (1998) [arXiv:astro-ph/9807162 [astro-ph]].
- [72] A. Cummings, E. Stone, B. Heikkila, N. Lal, W. Weber, G. Jó hannesson, I. Moskalenko, E. Orlando and T. Porter, “Galactic Cosmic Rays in the Local Interstellar Medium: Voyager 1 Observations and Model Results,” *Astrophys. J.* **831**, no.1, 18 (2016).
- [73] M. Aguilar *et al.* [AMS], “Precision Measurement of the Proton Flux in Primary Cosmic Rays from Rigidity 1 GV to 1.8 TV with the Alpha Magnetic Spectrometer on the International Space Station,” *Phys. Rev. Lett.* **114**, 171103 (2015).
- [74] M. Aguilar *et al.* [AMS], “Precision Measurement of the Helium Flux in Primary Cosmic Rays of Rigidities 1.9 GV to 3 TV with the Alpha Magnetic Spectrometer on the International Space Station,” *Phys. Rev. Lett.* **115**, no.21, 211101 (2015).
- [75] Y. Yoon *et al.* [CREAM], “Proton and Helium Spectra from the CREAM-III Flight,” *Astrophys. J.* **839**, no.1, 5 (2017) [arXiv:1704.02512 [astro-ph.HE]].
- [76] Q. An *et al.* [DAMPE], “Measurement of the cosmic-ray proton spectrum from 40 GeV to 100 TeV with the DAMPE satellite,” *Sci. Adv.* **5**, no.9, eaax3793 [arXiv:1909.12860 [astro-ph.HE]].
- [77] L. Gleeson and W. Axford, “Solar Modulation of Galactic Cosmic Rays,” *Astrophys. J.* **154**, 1011 (1968).

SUPPLEMENTAL MATERIAL

Dark matter density profile

Two kinds of density profiles, a cuspy NFW one and a cored isothermal one are employed in this work. Fig. 6 shows the density distributions of both profiles. To match with the grid precision of the GALPROP propagation model, we employ a cut radius for the calculation of the NFW density profile, within which the density is taken as a constant. We have tested that for $r_c = 0.2, 0.5$, and 1.0 kpc, the final results differ very little.

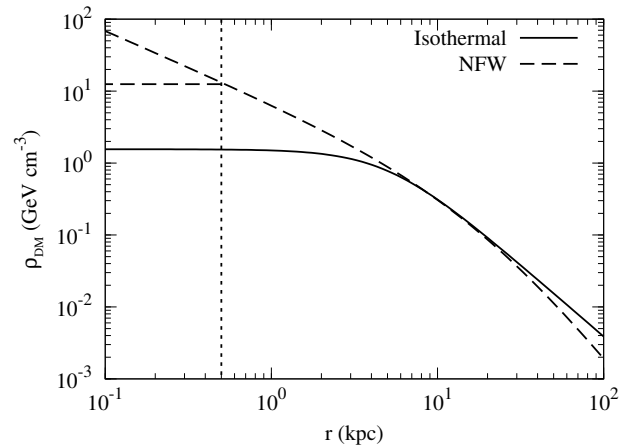


FIG. 6. The NFW and Isothermal density profiles of DM in the Milky Way. The vertical dotted line shows the cut radius of 0.5 kpc within which the DM density is taken to be constant.

Cosmic ray modeling

Charged CRs propagate diffusively in the random magnetic field of the Milky Way. Besides the diffusion effect, particles may get re-accelerated by randomly moving magnetic turbulence, advected from the Galactic disk to the halo, and interact with the medium. It has been shown that the diffusion plus reacceleration propagation framework can best match the current data [68]. The propagation parameters are obtained by fitting the most recent AMS-02 measurements of the secondary and primary nuclei [69, 70]. The propagation parameters adopted are: the diffusion coefficient $D(R) = \beta^\eta D_0 (R/4 \text{ GV})^\delta$ with $D_0 = 7.13 \times 10^{28} \text{ cm}^2 \text{ s}^{-1}$, $\delta = 0.353$, $\eta = 0.0$, the half-height of the propagation cylinder $z_h = 5.4 \text{ kpc}$, and the Alfvén velocity $v_A = 35.4 \text{ km s}^{-1}$ that characterizes the reacceleration effect.

The spatial distribution of CR sources is assumed to follow that of supernova remnants [71]. For the source spectra of CRs, we employ a spline-interpolation approach as in Ref. [68]. The spectral parameters are de-

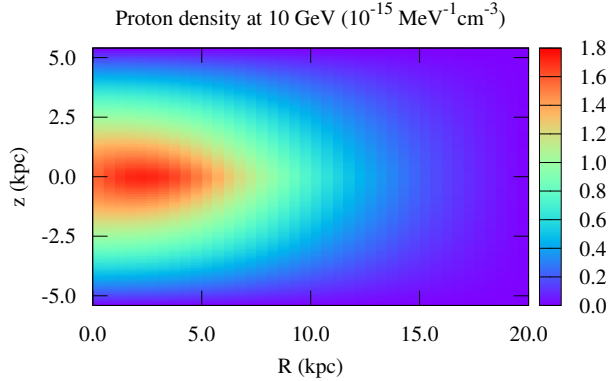


FIG. 7. Density distribution of 10 GeV CR protons in the Milky Way as a function of radius R and height z .

rived through fitting to the proton and helium data which

are measured in a wide energy range from outside of the Solar System by Voyager-1 [72], and at the top-of-atmosphere by AMS-02 [73, 74], CREAM-III [75], and DAMPE [76]. To connect the local interstellar spectra of CRs with the measured ones around the Earth, a force-field solar modulation model is applied [77].

Fig. 7 shows the distribution of protons at energies of 10 GeV, calculated with the GALPROP tool. It shows that the CR density is not uniform, and higher in the inner Galaxy. The product of the CR density and the DM density thus gives a strong anisotropy of the expected CRDM fluxes, as shown in Fig. 1.

Effect on Diurnal Effect

Fig. 8 compares the effects of different density profiles and smooth scales of the DM distribution on the diurnal modulation effect. We can see that for different DM profiles, the basic features of diurnal modulation is not affected with only slight change. The largest difference between Isothermal and NFW profiles is around 7% at the modulation valley.

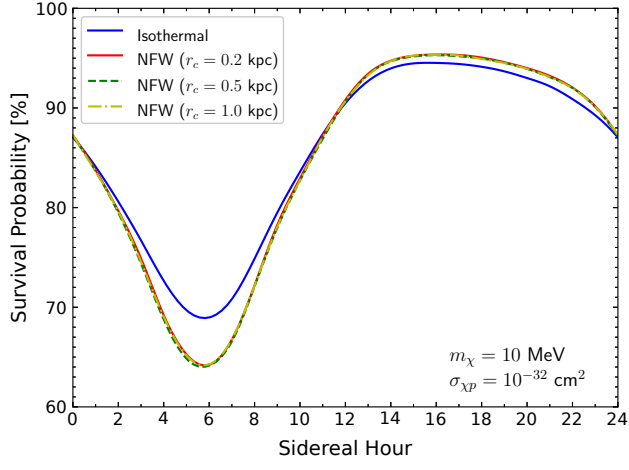


FIG. 8. The effect of DM profiles on the diurnal modulation.