

Critical velocity in resonantly driven polariton superfluids

Simon Pigeon

Laboratoire Kastler Brossel, Sorbonne Université, CNRS,
ENS-PSL Research University, Collège de France, 4 place
Jussieu, 75252 Paris, France

Amandine Aftalion

École des Hautes Études en Sciences Sociales, Centre d'Analyse
et de Mathématique Sociales, UMR-8557, 54 boulevard Raspail,
Paris, France.

April 18, 2022

Abstract

We study the necessary condition under which a resonantly driven exciton polariton superfluid flowing against an obstacle can generate turbulence. The value of the critical velocity is well estimated by the transition from elliptic to hyperbolic of an operator following ideas developed by Frisch, Pomeau, Rica [1] for a superfluid flow around an obstacle, though the nature of equations governing the polariton superfluid is quite different. We find analytical estimates depending on the pump amplitude and on the pump energy detuning, quite consistent with our numerical computations.

Keywords— vortex nucleation, superfluidity, exciton polariton

1 Introduction

Since the discovery of Helium in 1937, superfluidity has attracted some of the greatest minds of our time. After nearly one century of studies, this phenomenon does not stop puzzling our understanding of matter. First observed in liquid Helium [2, 3], superfluidity has been studied in details more recently in atomic condensates [4, 5, 6, 7]. In analogy with the rotating bucket experiment in Helium [8], quantized vortices have been observed in rotating one component [9, 10] and two component condensates [11]. Superfluid physics has now spread far beyond the field of atomic physics and is used to describe the behavior of a large variety of system, from non-linear optical system [12, 13] to neutron star [14] or bird flocks [15].

In this paper, we address the issue of the existence of a dissipationless flow induced by the motion of a macroscopic object in a superfluid. The nucleation of vortices corresponds to the breakdown of this dissipationless phenomenon. A classical experiment on superfluid Helium consists in flowing Helium around an obstacle. If the velocity of the flow at infinity is sufficiently small, the flow is stationary and dissipationless, as opposed to what happens in a normal fluid. On the other hand, beyond a critical velocity, the flow becomes time dependent and vortices are emitted periodically from the north and south pole of the obstacle. Numerical simulations illustrating this behaviour have been performed by Frisch, Pomeau, Rica [1]: a pair of vortices is emitted and is flowing behind the obstacle, while the next pair is being formed on the boundary of the obstacle. In Ref. [1], the authors have also computed the critical velocity for the nucleation of vortices. Other related works, that we will describe below, include [16, 17, 18, 19, 20]. The absence of dissipation at low velocity can be explained by the existence of a stationary solution to some two-dimensional nonlinear Schrödinger equation. The superfluid velocity is given at any point in the flow by the gradient of the phase of the wave function: if the wave function does not vanish, then the velocity is well defined everywhere. The vortices are points where the wave function vanishes and around which the circulation of the velocity is quantized.

Following these theoretical works, an experiment was conducted at MIT by Raman et al. [6], (see also [5, 7]) in Bose Einstein condensates, to study there the existence of a dissipationless flow. Instead of a macroscopic object, the obstacle is a blue detuned laser beam. The condensate is fixed and the obstacle is stirred in the condensate. Similar features to Helium are observed, namely the evidence of a critical velocity for the onset of dissipation. The energy release is measured as a function of the velocity of the stirrer: if the velocity is small, the flow is almost dissipationless and the drag on the obstacle is very small, while above a critical value of the velocity, the flow becomes dissipative. Numerical simulations have been performed by [21] for the 3D problem corresponding to the experiment,

relating the increase in energy dissipation to vortex nucleation.

Among the systems where superfluidity is observed, exciton-polariton fluids have attracted significant attention as to their ease of control and manipulation thanks to their dual light-matter nature. Exciton-polariton fluids are composite bosons resulting from the strong coupling between the excitonic resonance of a semiconductor quantum well and the microcavity electromagnetic field [22]. In particular, the experimental study of a polariton field flowing past an obstacle, and the observation of quantized vortices in the wake of the obstacle has been the subject of many papers [23, 24, 25]. This superfluid and turbulent behaviours have been the topic of quite a few theoretical papers [26, 27, 28, 29] and this is at the core of our study. Mixing advantageously the low effective mass of cavity light with the strong inter-particle interaction between matter excitation such as semiconductor excitons, these systems have shown recently superfluid behavior even until room temperature [30].

In many circumstances such as the one considered here, it is not necessary to work with the pair of equations of motions for the photonic and excitonic fields and one can restrict to a single classical field describing the lower polariton field. This simplified description is generally legitimate provided the Rabi frequency is much larger than all other energy scales of the problem, namely the kinetic and interaction energies, the pump detuning, and the loss rates γ [22]. Contrary to atomic superfluids, polariton superfluids are driven-dissipative fluids. To compensate their short lifetime (of the order of tens of picoseconds), the system must be continuously pumped. Here, we consider continuous and quasi-resonant pumping of frequency ω_p and amplitude F . One of the interests of this technique to create a polariton fluid, is that it allows the creation of a flowing fluid. If the laser beam is slightly tilted with respect to the cavity plan, the polariton fluid generated within the plan of the cavity will carry a finite momentum \mathbf{k}_p . Consequently, in a polariton fluid, contrary to what happens in a cold-atomic ensemble, the obstacle is fixed and the fluid is moving at a speed far from the obstacle which is $v_\infty = \hbar|\mathbf{k}_p|/m$. This yields the following generalized Gross-Pitaevskii equation for the polariton field ψ in the pump rotating frame:

$$i\hbar\partial_t\psi(\mathbf{x},t) = \left(-\frac{\hbar^2}{2m}\nabla^2 - \Delta - i\frac{\gamma}{2} + V(\mathbf{x}) + g|\psi(\mathbf{x},t)|^2\right)\psi(\mathbf{x},t) + Fe^{i\mathbf{k}_p\cdot\mathbf{x}} \quad (1)$$

where m and g are respectively the polariton effective mass and the interaction strength. Contrary to atomic superfluids, no confinement potential is needed. The other parameters are directly linked to the driven-dissipative nature of polaritons: γ is the decay rate of polaritons, Δ the energy detuning between the driving field $\hbar\omega_p$ and the polariton eigenenergy, F the coherent driving field and \mathbf{k}_p the driving field momentum. The potential $V(\mathbf{x})$ is an added repulsive potential modelling the

obstacle, which is therefore equal to 0 outside the obstacle.

When varying the driving field F , the polariton density undergoes an S-like dependency with a bistable regime, presenting a low-density regime and a high-density regime [23, 22]. In the low-density regime the interaction term in Equation (1) can be neglected to lead to a standard linear system. On the contrary, in the high-density regime, the interaction term cannot be neglected and leads to the appearance of a superfluid behavior. In the first experiments, it was thought that the driving inhibits the formation of vortices. Therefore, in order to observe the nucleation of vortices past an obstacle, the fluid was released from the driving presence either temporally [26, 25] or spatially [24]. A detailed numerical study recently revealed a more subtle situation [28]: indeed, the driving field tends to inhibit the formation of turbulence, however, it can be reduced enough to release its constraints and allows the formation of vortices on the edge of the obstacle. Fine-tuning of the driving amplitude F eventually allows passing from a dissipationless superfluid to a turbulent one [28] without having to remove it. This has been achieved experimentally very recently [31].

Whereas in atomic superfluids, the Mach number $M = v_\infty/c_s$ (where $c_s = \sqrt{g|\psi|^2/m}$ is the fluid speed of sound), is the only parameter controlling the transition from dissipating energy via vortex emission to dissipationless, in the present driven-dissipative scenario, the pump field amplitude plays a crucial role. In this work, we will focus on this phenomenon and disentangle the role played by the pump amplitude F and pump detuning Δ in this transition from turbulent to a non-turbulent superfluid.

We will perform numerical simulations of Equation (1) such as in Figure 1 which illustrates the vortex nucleation behaviour and will be detailed below. But we will also perform an analytical approach of the transition behaviour.

2 Equations

As mentioned above, this problem of onset of dissipation in a superfluid was first addressed by Frisch, Pomeau and Rica [1]. They have studied the case where the obstacle is a small disk in the frame where the obstacle is fixed. The nonlinear Schrödinger equation studied in [1] can be rewritten using the hydrodynamic formulation, where ρ is the density and which allows to identify $\nabla\phi$ with a velocity:

$$\frac{\partial\rho}{\partial t} + \nabla \cdot (\rho \nabla\phi) = 0 \quad (2)$$

$$\frac{\partial\phi}{\partial t} = \frac{\Delta\sqrt{\rho}}{2\sqrt{\rho}} - \rho + c_s^2 + \frac{1}{2}v_\infty^2 - \frac{1}{2}|\nabla\phi|^2, \quad (3)$$

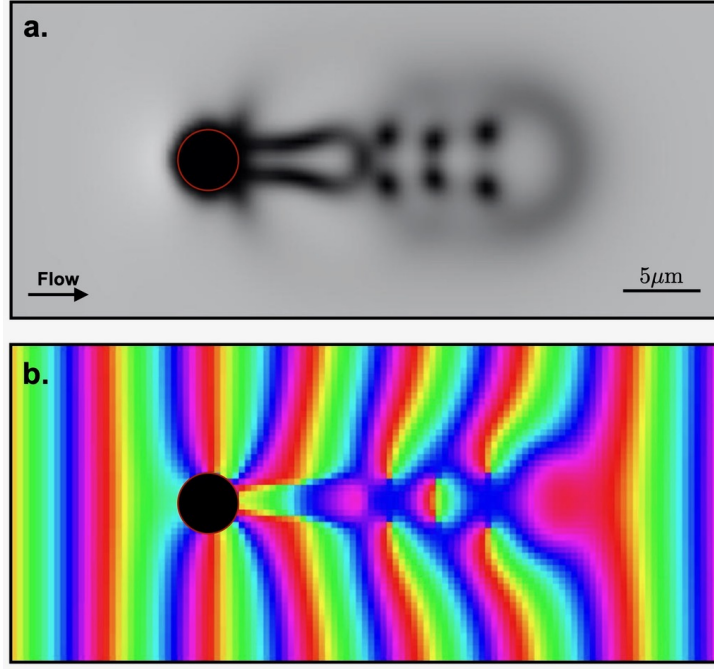


Figure 1: Polariton fluid density in panel a., while propagating against an obstacle marked by a red circle leading to the appearance of vortex in its shadow. Corresponding phase profile in panel b. with the obstacle region marked in black. Physical parameters: $k_p = 0.9425 \mu\text{m}^{-1}$, $m = 1 \text{ meV.ps}^2.\mu\text{m}^{-2}$, and in units of $\hbar = 0.654 \text{ meV.ps}$, $\hbar F = 0.24 \text{ meV}$, $\hbar\Delta = 0.3 \text{ meV}$, $\hbar\gamma = 0.05 \text{ meV}$, $\hbar g = 0.01 \text{ meV}$; simulation parameters: 256×128 grid, $dt = 0.02 \text{ ps}$.

where the mass m is set to unity, c_s is the sound speed, v_∞ the flow velocity at infinity. They look for stationary solutions and assume that the quantum pressure term $\Delta\rho/\sqrt{\rho}$ is negligible, which is a kind of long wave approximation, and leads to the following problem

$$\nabla \cdot (\rho \nabla \phi) = 0, \quad \rho = c_s^2 + \frac{1}{2}v_\infty^2 - \frac{1}{2}|\nabla \phi|^2, \quad (4)$$

with boundary conditions $\partial\phi/\partial n = 0$ on the obstacle, $\rho \rightarrow c_s^2$, and $\nabla\phi \rightarrow v_\infty$ at infinity. Note that the second equation in (4) is a Bernoulli law for this problem. The system (4) has the same formulation as that of a stationary irrotational flow of a compressible fluid about an obstacle. Mathematically, the existence of solutions for such a related subsonic problem and the non existence for large velocity at infinity is proved by [32, 33] using a fixed point theorem. In one dimension, in Ref. [16], the saddle node bifurcation is analyzed and the critical velocity is related to the spatial variation of the potential representing the obstacle.

Let $v = \nabla\phi$. From [1], Equation (4) goes from elliptic to hyperbolic when

$$\partial_v(v\rho(v)) = 0, \quad \text{with } \rho(v) = c_s^2 + \frac{1}{2}v_\infty^2 - \frac{1}{2}v^2. \quad (5)$$

This yields that the transition first takes place when

$$c_s^2 + \frac{1}{2}v_\infty^2 - \frac{3}{2}v^2 = 0. \quad (6)$$

As explained in Ref. [1], this first happens at the point of maximum of v , which is at the north and south pole of the obstacle. It is therefore crucial to estimate this maximal velocity. Several papers deal with this question [17, 34, 19]. The maximal velocity occurs at the equator of an object and is $3/2v_\infty$ for a sphere and $2v_\infty$ for a cylinder. Nevertheless for a compressible fluid, this equatorial velocity is slightly larger due to pressure effects. In Ref. [19], an asymptotic expansion in terms of the Mach number is made. Further studies about this critical velocity in particular including scaling laws and the bifurcation diagram can be found in Ref. [17]. What happens beyond this critical velocity and the transition to an Euler-Tricomi equation has been studied in Ref. [20]. In Ref. [1], it is assumed that the maximal velocity is $2v_\infty$ which yields from Equation (6)

$$v_\infty = \sqrt{\frac{2}{11}}c_s$$

for the onset of dissipation.

Similarly to Ref. [1], in our case of a polariton superfluid, Equation (1) can be rewritten in terms of the phase and amplitude using the Madelung transform so

that $\psi = \sqrt{n}e^{i\theta}$ which yields, after setting m to 1,

$$\hbar\partial_t n = -\hbar^2\nabla\cdot(n\nabla\theta) - 2n\left(\frac{\gamma}{2} - \frac{F}{\sqrt{n}}\sin(\mathbf{k}_p\cdot\mathbf{x} - \theta)\right) \quad (7)$$

$$\hbar\partial_t\theta = \frac{\hbar^2}{2}\left(\frac{1}{\sqrt{n}}\nabla^2\sqrt{n} - (\nabla\theta)^2\right) + \Delta - V - gn - \frac{F}{\sqrt{n}}\cos(\mathbf{k}_p\cdot\mathbf{x} - \theta) \quad (8)$$

We assume the flow to be directed along the x axis so that $\mathbf{k}_p = (k_p, 0)$ with $k_p \geq 0$ and $\mathbf{v} = \hbar\nabla\theta$ is the flow speed. With respect to the Gross-Pitaevskii equation describing atomic Bose-Einstein condensates (2)-(3), Equations (7)-(8) include additional terms to account for the driven-dissipative nature of the polariton gas, namely a loss rate proportional to γ and the coherent pumping proportional to F .

To determine whether the fluid can remain superfluid, we will follow the same approach as in Ref. [1]. It consists in determining when the continuity equation, Equation (7), in its stationary version, goes from elliptic to hyperbolic. This only depends on the structure of the operator $\nabla\cdot(n\nabla\theta)$ and not the right hand side term of the same equation. Therefore, we need to determine how the density n is connected to the flow velocity $\mathbf{v} = \hbar\nabla\theta$. To do this, we use Equation (8) in its stationary version, away from the obstacle where $V = 0$, and we neglect the quantum pressure term. This yields

$$\frac{1}{2}v^2 + \frac{F}{\sqrt{n}}\cos(k_px - \theta) + gn - \Delta = 0. \quad (9)$$

We point out that this equation is a polynomial of degree 3 in \sqrt{n} .

3 Results

We both want to simulate Equation (1) and see numerically the change of behaviour on the one hand, and use the hydrodynamic formulation and the change of the operator from elliptic to hyperbolic to find a critical pump amplitude consistent with the numerics.

3.1 Numerical results

In the simulations, we observe two types of behaviours: for fixed pump detuning Δ , and small pump amplitude F , vortices are emitted periodically from the north and south poles as in [1] as illustrated in Figure 1. On the contrary, for large pump amplitude F , the solution is superfluid and there is a stationary flow as illustrated in Figure 2b. So for each Δ , there is a critical value of the pump amplitude F_c where the transition goes from a solution emitting vortices to a superfluid solution. Close




Figure 2: Density profile n/n_∞ for two different pump powers: in a. $\hbar F = 0.2515$ meV and in b. $\hbar F = 0.2712$ meV. The red circle indicate the position of the potential barrier. The color scale is identical for both images. Physical parameters: $k_p = 0.9425 \mu\text{m}^{-1}$, $m = 1 \text{ meV.ps}^2.\mu\text{m}^{-2}$, $\hbar\Delta = 0.3 \text{ meV}$, $\hbar\gamma = 0.05 \text{ meV}$, $\hbar g = 0.01 \text{ meV}$; simulation parameters: 256×128 grid, $dt = 0.02 \text{ ps}$.

to the transition, the period of emission gets very large. The difference with Helium or Bose Einstein condensates is that instead of prescribing a velocity at infinity, it is the pump amplitude which is prescribed and characterizes the behaviour.

We simulate Equation (1) using a split-step method on a grid made of 256×128 pixels corresponding to $100 \times 50 \mu\text{m}^2$. We use periodic boundary conditions and tailor the pump profile at the edge of the grid to avoid undesired propagation of density modulation. The time step is 0.2 ps and we start with an empty system. Then the pump amplitude is slowly raised up to about ten times the pump amplitude of interest. Finally, the amplitude is decreased to reach the elected one, which is then kept constant. This initialization procedure lasting about 200 ps allows us to prepare the system in the upper part of the bistable regime, corresponding to the point where vortex nucleation was numerically observed [28].

In Figure 2 we represent the polariton field density around an obstacle (indicated by a red circle) at a given time frame. The only difference between Figures 2.a and b is the pump amplitude F which varies by less than 10%. As visible, for low enough pump amplitude a pair of vortex has formed at the edge of the obstacle (2.a) whereas for a slightly higher pump amplitude no vortex forms (2.b). Both images correspond to the same time frame.

To evaluate numerically the critical pump amplitude F_c (and its dependencies with respect to Δ), for each Δ , we perform a large set of simulation at fixed F . For each one, while running we evaluate the formation of vortices at the edge of the defect and stop the simulation if one is found (low-density core distinguishable from the obstacle). We re-run the simulation slightly increasing F . If no vortex forms on the edge of the defect after a time long enough (0.5 ns), the simulation is re-run with a slightly lower F . The program stops after 8 iterations given accurate enough estimation of the critical pump amplitude F_c . Notice that the closer we are to F_c from below, the slower the nucleation of vortices. Consequently, a significant increase of precision on the determination of F_c will have required an important computational effort not necessary given the result obtained.

It is noticeable that despite the important change of the detuning Δ , the critical driving amplitude F_c only slightly varies around $0.26/\hbar$. Since, it is almost constant, this provides a new relation between the parameters of the problem. Indeed, from Equation (9), at infinity, $v_\infty = \hbar k_p/m$ the asymptotic fluid speed far from the obstacle, which is fixed by the driving field momentum k_p , we find

$$\frac{F}{\sqrt{n_\infty}} \lim_{\infty} \cos(k_p x - \theta) = \frac{v_\infty^2}{2} - \Delta + g n_\infty \quad (10)$$

and from Equation (7),

$$\frac{\gamma}{2} = \frac{F}{\sqrt{n_\infty}} \lim_{\infty} \sin(k_p x - \theta).$$

Adding the two, we obtain

$$\frac{F}{\sqrt{n_\infty}} = \sqrt{\frac{\gamma^2}{4} + \left(\frac{v_\infty^2}{2} - \Delta + g n_\infty\right)^2}. \quad (11)$$

Therefore, when $F = F_c$, it becomes a constant, and we check numerically that Equation (11) holds.

3.2 Theoretical estimates

Now we want to estimate F_c analytically. As in [1], the operator in Equation (7) changes type when

$$\partial_v(n(v)v) = 0 \quad (12)$$

where $v = |\hbar \nabla \theta|^2$. In our case, from Equation (9), the equation providing $n(v)$ is not simply quadratic in v but is given as a polynomial of order 3 in $\sqrt{n(v)}$:

$$g n(v) + \frac{v^2}{2} - \Delta + \frac{F}{\sqrt{n(v)}} \cos(k_p x - \theta) = 0. \quad (13)$$

Instead of solving it, we prefer to differentiate it with respect to v to find

$$\left(g - \frac{F}{2\sqrt{n(v)n(v)}} \cos(k_p x - \theta)\right) n'(v) + v = 0. \quad (14)$$

We identify $n'(v)$ from Equation (14) and plug this into Equation (12) to find that at the point of maximal velocity, the cosine is equal to -1 and

$$v_{max}^2 = gn + \frac{F}{2\sqrt{n}}. \quad (15)$$

We point out that we find something consistent with [25] who characterizes the transition when the Mach number v_{max}/\sqrt{gn} is one. In our case, $v_{max}/\sqrt{gn} = \sqrt{1 + F/2gn\sqrt{n}}$ which is close to 1, and equal to 1 when the driving is zero as in [25].

We replace F/\sqrt{n} from Equation (13) in Equation (15). Therefore, we find that at the critical case, the cosine is equal to -1 , and

$$gn(v_{max}) - \frac{\Delta}{3} - \frac{v_{max}^2}{2} = 0 \quad (16)$$

and changes sign at the transition. This is quite consistent with our numerical computations because indeed the critical value of F_c corresponds to the case where this function changes sign. For instance, for $\hbar\Delta = 0.3$, the function is negative for $\hbar F = 0.2515$ and positive for $\hbar F = 0.2712$ coinciding with the change of behavior reported in Figure 2. In (15), we can also decide to replace v_{max}^2 from Equation (13) and we find at the critical case

$$\frac{gn_{max}}{2} = \frac{\Delta}{3} + \frac{F_c}{4\sqrt{n_{max}}}. \quad (17)$$

This is verified by our numerical simulations leading to an error of order 10^{-3} to 10^{-2} . In fact, in this equation, the term in F_c/\sqrt{n} is of lower order leading to an approximation

$$gn_{max} \sim \frac{2\Delta}{3} \quad (18)$$

which is quite consistent with our numerics.

We point out that in our case the Mach number is large (from 0.9 to 1.6), therefore the approximation $v_{max} \sim v_\infty(2 + 7/6 * M^2)$ of Ref. [19] is not correct. Nevertheless, we always have that v_{max}/v_∞ is not too far from $2.5 \mu\text{m.ps}^{-1}$. We have plotted in Figure 3 the Mach number at infinity vs Δ , since it is very difficult to compute it precisely close to the obstacle.

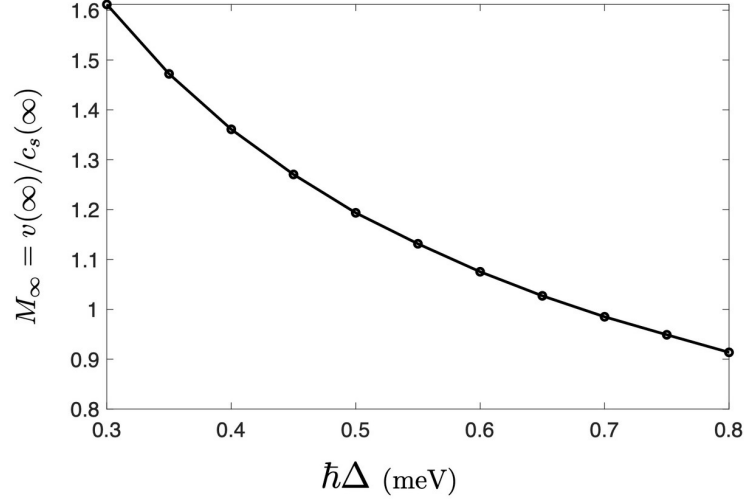


Figure 3: Mach Number M vs Δ . We point out that $M = v_\infty/\sqrt{gn_\infty}$, v_∞ is a constant in the simulations and the density is proportional to Δ .

4 Conclusion

We analyze the driven-dissipative nature of a polariton superfluid, in particular the effect of the pump amplitude and pump detuning. As they are varied, the solution goes from a superfluid solution to a solution emitting vortices. We can characterize analytically the change of behaviour and onset of turbulence by Equation (15), (16) or (17). The relation between the parameters that we derive is consistent with the numerical simulations. In particular, we find that the maximal density is proportional to the pump detuning at the critical transition.

References

- [1] Frisch, T., Pomeau, Y. & Rica, S. Transition to dissipation in a model of superflow. *Physical review letters* **69**, 1644 (1992).
- [2] Allen, J. F. & Misener, A. Flow of liquid helium ii. *Nature* **141**, 75 (1938).
- [3] Kapitza, P. Viscosity of liquid helium below the λ -point. *Nature* **141**, 74 (1938).

- [4] Anderson, M. H., Ensher, J. R., Matthews, M. R., Wieman, C. E. & Cornell, E. A. Observation of bose-einstein condensation in a dilute atomic vapor. *science* 198–201 (1995).
- [5] Onofrio, R. *et al.* Observation of superfluid flow in a bose-einstein condensed gas. *Physical Review Letters* **85**, 2228 (2000).
- [6] Raman, C. *et al.* Evidence for a critical velocity in a bose-einstein condensed gas. *Physical Review Letters* **83**, 2502 (1999).
- [7] Raman, C., Onofrio, R., Vogels, J., Abo-Shaeer, J. & Ketterle, W. Dissipationless flow and superfluidity in gaseous bose-einstein condensates. *Journal of low temperature physics* **122**, 99–116 (2001).
- [8] Donnelly, R. J. *Quantized vortices in helium II*, vol. 2 (Cambridge University Press, 1991).
- [9] Madison, K., Chevy, F., Wohlleben, W. & Dalibard, J. Vortex formation in a stirred bose-einstein condensate. *Physical review letters* **84**, 806 (2000).
- [10] Raman, C., Abo-Shaeer, J., Vogels, J., Xu, K. & Ketterle, W. Vortex nucleation in a stirred bose-einstein condensate. *Physical review letters* **87**, 210402 (2001).
- [11] Matthews, M. R. *et al.* Vortices in a bose-einstein condensate. *Physical Review Letters* **83**, 2498 (1999).
- [12] Michel, C., Boughdad, O., Albert, M., Larré, P.-É. & Bellec, M. Superfluid motion and drag-force cancellation in a fluid of light. *Nature Communications* **9**, 2108 (2018).
- [13] Fontaine, Q. *et al.* Observation of the bogoliubov dispersion in a fluid of light. *Phys. Rev. Lett.* **121**, 183604 (2018).
- [14] Migdal, A. Superfluidity and the moments of inertia of nuclei. *Nuclear Physics* **13**, 655 – 674.
- [15] Attanasi, A. *et al.* Information transfer and behavioural inertia in starling flocks. *Nature Physics* **10**, 691–696 (2014).
- [16] Hakim, V. Nonlinear schrödinger flow past an obstacle in one dimension. *Physical Review E* **55**, 2835 (1997).
- [17] Huepe, C. & Brachet, M.-E. Scaling laws for vortical nucleation solutions in a model of superflow. *Physica D: Nonlinear Phenomena* **140**, 126–140 (2000).

- [18] Jackson, B., McCann, J. & Adams, C. Vortex line and ring dynamics in trapped bose-einstein condensates. *Physical Review A* **61**, 013604 (1999).
- [19] Rica, S. A remark on the critical speed for vortex nucleation in the nonlinear schrödinger equation. *Physica D: Nonlinear Phenomena* **148**, 221–226 (2001).
- [20] Josserand, C., Pomeau, Y. & Rica, S. Vortex shedding in a model of superflow. *Physica D: Nonlinear Phenomena* **134**, 111–125 (1999).
- [21] Aftalion, A., Du, Q. & Pomeau, Y. Dissipative flow and vortex shedding in the painlevé boundary layer of a bose-einstein condensate. *Physical review letters* **91**, 090407 (2003).
- [22] Carusotto, I. & Ciuti, C. Quantum fluids of light. *Reviews of Modern Physics* **85**, 299 (2013).
- [23] Amo, A. *et al.* Superfluidity of polaritons in semiconductor microcavities. *Nature Physics* **5**, 805–810 (2009).
- [24] Amo, A. *et al.* Polariton superfluids reveal quantum hydrodynamic solitons. *Science* **332**, 1167–1170 (2011).
- [25] Nardin, G. *et al.* Hydrodynamic nucleation of quantized vortex pairs in a polariton quantum fluid. *Nature Physics* **7**, 635–641 (2011).
- [26] Pigeon, S., Carusotto, I. & Ciuti, C. Hydrodynamic nucleation of vortices and solitons in a resonantly excited polariton superfluid. *Phys. Rev. B* **83**, 144513 (2011).
- [27] Jiggins, R., Keeling, J. & Szymańska, M. Coherently driven microcavity-polaritons and the question of superfluidity. *Nature communications* **9**, 1–8 (2018).
- [28] Pigeon, S. & Bramati, A. Sustained propagation and control of topological excitations in polariton superfluid. *New Journal of Physics* **19**, 095004 (2017).
- [29] Amelio, I. & Carusotto, I. Perspectives in superfluidity in resonantly driven polariton fluids. *Phys. Rev. B* **101**, 064505 (2020).
- [30] Lerario, G. *et al.* Room-temperature superfluidity in a polariton condensate. *Nature Physics* **13**, 837–841 (2017).
- [31] Lerario, G. *et al.* Vortex-stream generation and enhanced propagation in a polariton superfluid. *Phys. Rev. Research* **2**, 023049 (2020).

- [32] Dong, G. C. *Nonlinear partial differential equations of second order*, vol. 95 (American Mathematical Soc., 1991).
- [33] Shiffman, M. On the existence of subsonic flows of a compressible fluid. *Proceedings of the National Academy of Sciences of the United States of America* **38**, 434 (1952).
- [34] Winiecki, T., Jackson, B., McCann, J. & Adams, C. Vortex shedding and drag in dilute bose-einstein condensates. *Journal of Physics B: Atomic, Molecular and Optical Physics* **33**, 4069 (2000).